



(43) International Publication Date  
22 October 2015 (22.10.2015)

- (51) International Patent Classification:  
*C08L 69/00* (2006.01) *C08L 83/10* (2006.01)
- (21) International Application Number:  
PCT/IB2015/052763
- (22) International Filing Date:  
15 April 2015 (15.04.2015)
- (25) Filing Language: English
- (26) Publication Language: English
- (30) Priority Data:  
61/979,805 15 April 2014 (15.04.2014) US
- (71) Applicant: **SABIC GLOBAL TECHNOLOGIES B.V.**  
[NL/NL]; Plasticslaan 1, NL-4612 PX Bergen op Zoom (NL).
- (72) Inventors: **FARRELL, Tony**; Plasticslaan 1, NL-4612 PX Bergen op Zoom (NL). **VAN DER MEE, Mark Adrianus Johannes**; Plasticslaan 1, NL-4612 PX Bergen op Zoom (NL). **ASSINK, Roland Sebastian**; Plasticslaan 1, NL-4612 PX Bergen op Zoom (NL). **VAN DE GRAMPEL, Robert Dirk**; Plasticslaan 1, NL-4612 PX Bergen op Zoom (NL). **BOONMAN, Rob**; Plasticslaan 1, NL-4612 PX Bergen op Zoom (NL).
- (81) Designated States (unless otherwise indicated, for every kind of national protection available): AE, AG, AL, AM, AO, AT, AU, AZ, BA, BB, BG, BH, BN, BR, BW, BY,

BZ, CA, CH, CL, CN, CO, CR, CU, CZ, DE, DK, DM, DO, DZ, EC, EE, EG, ES, FI, GB, GD, GE, GH, GM, GT, HN, HR, HU, ID, IL, IN, IR, IS, JP, KE, KG, KN, KP, KR, KZ, LA, LC, LK, LR, LS, LU, LY, MA, MD, ME, MG, MK, MN, MW, MX, MY, MZ, NA, NG, NI, NO, NZ, OM, PA, PE, PG, PH, PL, PT, QA, RO, RS, RU, RW, SA, SC, SD, SE, SG, SK, SL, SM, ST, SV, SY, TH, TJ, TM, TN, TR, TT, TZ, UA, UG, US, UZ, VC, VN, ZA, ZM, ZW.

(84) Designated States (unless otherwise indicated, for every kind of regional protection available): ARIPO (BW, GH, GM, KE, LR, LS, MW, MZ, NA, RW, SD, SL, ST, SZ, TZ, UG, ZM, ZW), Eurasian (AM, AZ, BY, KG, KZ, RU, TJ, TM), European (AL, AT, BE, BG, CH, CY, CZ, DE, DK, EE, ES, FI, FR, GB, GR, HR, HU, IE, IS, IT, LT, LU, LV, MC, MK, MT, NL, NO, PL, PT, RO, RS, SE, SI, SK, SM, TR), OAPI (BF, BJ, CF, CG, CI, CM, GA, GN, GQ, GW, KM, ML, MR, NE, SN, TD, TG).

**Declarations under Rule 4.17:**

- as to applicant's entitlement to apply for and be granted a patent (Rule 4.17(ii))
- as to the applicant's entitlement to claim the priority of the earlier application (Rule 4.17(iii))

**Published:**

- with international search report (Art. 21(3))

(54) Title: HIGH HEAT POLYCARBONATE COMPOSITIONS

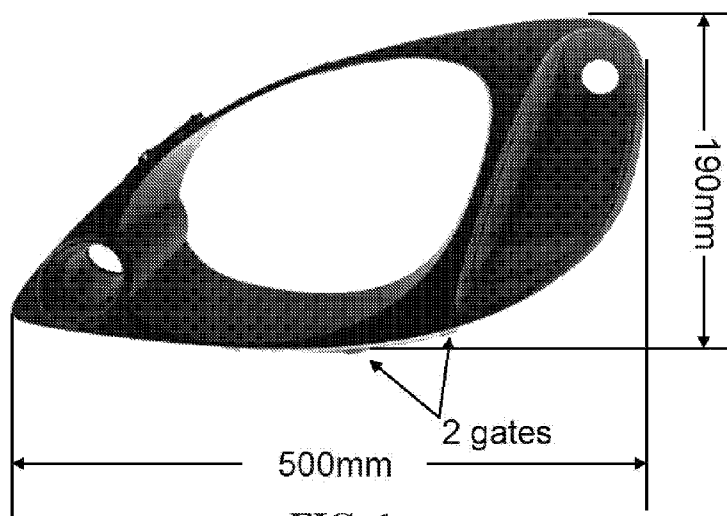


FIG. 1

(57) Abstract: Metallized articles comprising polycarbonate compositions are disclosed. The compositions include at least one first polycarbonate useful for high heat applications, a second polycarbonate that is a Bisphenol A (BPA) polycarbonate-polydimethylsiloxane copolymer; and optionally a third polycarbonate. The compositions can include one or more additives. The compositions can be used to prepare articles of manufacture, and in particular, automotive bezel.



## HIGH HEAT POLYCARBONATE COMPOSITIONS

### CROSS-REFERENCE TO RELATED APPLICATIONS

[0001] This application claims priority to U.S. Provisional Patent Application No. 61/979,805, filed April 15, 2014, which is incorporated herein by reference in its entirety.

### TECHNICAL FIELD

[0002] The present disclosure relates generally to polycarbonate compositions, methods of using the compositions, and processes for preparing the compositions. In particular, the disclosure relates to polycarbonate compositions having improved thermal, mechanical, or rheological properties. The disclosure also relates to articles comprising the polycarbonate compositions, and more particularly, metallizable articles formed from the compositions.

### BACKGROUND

[0003] Polycarbonates (PC) are synthetic thermoplastic resins that can be derived from bisphenols and phosgenes by interfacial polymerization, or from bisphenols and diaryl carbonates by melt polymerization. Polycarbonates are a useful class of polymers having many desired properties. They are highly regarded for optical clarity and enhanced impact strength and ductility at room temperature.

[0004] Since part designs are becoming more and more complex, a need remains for materials that have an improved balance of properties (e.g., heat resistance, melt flow, impact resistance, and metallizability). In particular, there remains a need for improved polycarbonate compositions, and articles formed from such compositions.

### BRIEF DESCRIPTION OF THE DRAWINGS

[0005] FIG. 1 depicts an exemplary auto bezel that can be molded from a disclosed polycarbonate blend composition. The bezel can be metallized after the molding process.

### DETAILED DESCRIPTION

[0006] The present disclosure relates to polycarbonate-based blend compositions, also referred to herein as thermoplastic compositions. The compositions include at least one high heat polycarbonate. The compositions can include one or more additional polymers (e.g., homopolycarbonates, polysiloxane-polycarbonate copolymers, polyesters). The compositions can include one or more additives (e.g., fillers, mold release agents, antioxidants). The compositions can have improved thermal properties, mechanical properties, or rheological properties.

[0007] The compositions can be used to manufacture a variety of articles, and in particular, metallized articles suited to high heat applications. For example, the compositions

can be used to prepare metallized headlamp bezels. Automotive headlamps are increasingly utilizing light sources that operate at higher temperatures and generate greater heat loads than in the past. Headlamps are also becoming a more integral part of automobile design to improve aerodynamics and aesthetic appearance. The result is that headlamp components (e.g., the lens) are closer to the light (and heat) source, necessitating use of materials that have an increased heat resistance while retaining other material characteristics.

[0008] The thermoplastic compositions are preferably directly metallizable for use in manufacture of metallized articles (e.g., metallized bezels). Additional preparation steps, such as base coating or chemical etching, can reduce the gloss of the metallized part. Thermoplastics can be evaluated for metallizability by assessing initial appearance after metallization, cross-hatch adhesion, haze onset temperature, and corrosion resistance, for example.

### **1. Definition of Terms**

[0009] The terms “comprise(s),” “include(s),” “having,” “has,” “can,” “contain(s),” and variants thereof, as used herein, are intended to be open-ended transitional phrases, terms, or words that do not preclude the possibility of additional acts or structures. The singular forms “a,” “an” and “the” include plural references unless the context clearly dictates otherwise. The present disclosure also contemplates other embodiments “comprising,” “consisting of” and “consisting essentially of,” the embodiments or elements presented herein, whether explicitly set forth or not.

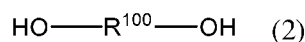
[0010] The conjunctive term “or” includes any and all combinations of one or more listed elements associated by the conjunctive term. For example, the phrase “an apparatus comprising A or B” may refer to an apparatus including A where B is not present, an apparatus including B where A is not present, or an apparatus where both A and B are present. The phrases “at least one of A, B, . . . and N” or “at least one of A, B, . . . N, or combinations thereof” are defined in the broadest sense to mean one or more elements selected from the group comprising A, B, . . . and N, that is to say, any combination of one or more of the elements A, B, . . . or N including any one element alone or in combination with one or more of the other elements which may also include, in combination, additional elements not listed.

[0011] The terms “first,” “second,” “third,” and the like, as used herein, do not denote any order, quantity, or importance, but rather are used to distinguish one element from another.



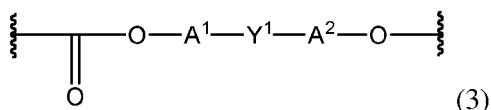
$R^{100}$  in the carbonate units of formula (1) may be a  $C_6$ - $C_{36}$  aromatic group wherein at least one moiety is aromatic.

[0017] The repeating units of formula (1) may be derived from dihydroxy compounds of formula (2):



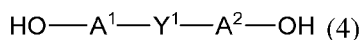
wherein  $R^{100}$  is as defined above.

[0018] The polycarbonate may include repeating units of formula (3):



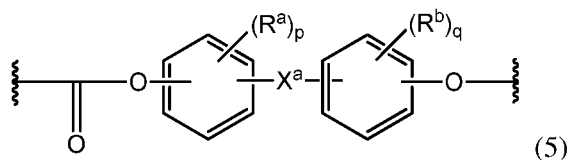
wherein each of the  $A^1$  and  $A^2$  is a monocyclic divalent aryl group and  $Y^1$  is a bridging group having one or two atoms that separate  $A^1$  and  $A^2$ . For example, one atom may separate  $A^1$  from  $A^2$ , with illustrative examples of these groups including  $-\text{O}-$ ,  $-\text{S}-$ ,  $-\text{S}(\text{O})-$ ,  $-\text{S}(\text{O})_2-$ ,  $-\text{C}(\text{O})-$ , methylene, cyclohexyl-methylene, 2-[2.2.1]-bicycloheptylidene, ethylidene, isopropylidene, neopentylidene, cyclohexylidene, cyclopentadecyclidene, cyclododecylidene, and adamantylidene. The bridging group of  $Y^1$  may be a hydrocarbon group such as methylene, cyclohexylidene, or isopropylidene.

[0019] The repeating units of formula (3) may be derived from a dihydroxy monomer unit of formula (4):



wherein  $A^1$ ,  $A^2$ , and  $Y^1$  are as defined above.

[0020] The polycarbonate may include repeating units of formula (5):

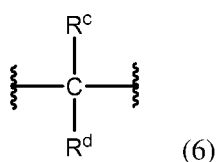


wherein  $R^a$  and  $R^b$  are each independently halogen,  $C_1$ - $C_{12}$  alkyl,  $C_1$ - $C_{12}$  alkenyl,  $C_3$ - $C_8$  cycloalkyl, or  $C_1$ - $C_{12}$  alkoxy;  $p$  and  $q$  are each independently 0 to 4; and  $X^a$  is a bridging group between the two arylene groups.  $X^a$  may be a single bond,  $-\text{O}-$ ,  $-\text{S}-$ ,  $-\text{S}(\text{O})-$ ,  $-\text{S}(\text{O})_2-$ ,  $-\text{C}(\text{O})-$ , or a  $C_1$ - $C_{18}$  organic group. The  $C_1$ - $C_{18}$  organic bridging group may be cyclic or acyclic, aromatic or non-aromatic, and can optionally include halogens, heteroatoms (e.g., oxygen, nitrogen, sulfur, silicon, or phosphorous), or a combination thereof. The  $C_1$ - $C_{18}$  organic group can be disposed such that the  $C_6$  arylene groups connected thereto are each connected to a common alkylidene carbon or to different carbons of the  $C_1$ - $C_{18}$  organic bridging group. The bridging group  $X^a$  and the carbonate oxygen atoms of each  $C_6$  arylene

group can be disposed ortho, meta, or para (specifically para) to each other on the C<sub>6</sub> arylene group. Exemplary X<sup>a</sup> groups include, but are not limited to, methylene, ethylidene, neopentylidene, isopropylidene, cyclohexylmethylidene, 1,1-ethene, 2-[2.2.1]-bicycloheptylidene, cyclohexylidene, cyclopentylidene, cyclododecylidene, and adamantylidene.

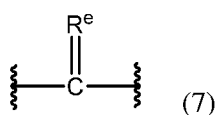
[0021] In certain embodiments, p and q are each 1; R<sup>a</sup> and R<sup>b</sup> are each a C<sub>1</sub>-C<sub>3</sub> alkyl group, specifically methyl, disposed meta to the oxygen on each ring; and X<sup>a</sup> is isopropylidene. In certain embodiments, p and q are both 0; and X<sup>a</sup> is isopropylidene.

[0022] In certain embodiments, X<sup>a</sup> may have formula (6):



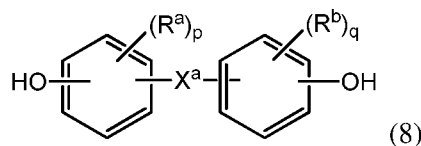
wherein R<sup>c</sup> and R<sup>d</sup> are each independently hydrogen, halogen, alkyl (e.g., C<sub>1</sub>-C<sub>12</sub> alkyl), cycloalkyl (e.g., C<sub>3</sub>-C<sub>12</sub> cycloalkyl), cycloalkylalkyl (e.g., C<sub>3</sub>-C<sub>12</sub>-cycloalkyl-C<sub>1</sub>-C<sub>6</sub>-alkyl), aryl (e.g., C<sub>6</sub>-C<sub>12</sub> aryl), arylalkyl (e.g., C<sub>6</sub>-C<sub>12</sub>-aryl-C<sub>1</sub>-C<sub>6</sub>-alkyl), heterocyclyl (e.g., five- or six-membered heterocyclyl having one, two, three, or four heteroatoms independently selected from nitrogen, oxygen, and sulfur), heterocyclylalkyl (e.g., five- or six-membered heterocyclyl-C<sub>1</sub>-C<sub>6</sub>-alkyl), heteroaryl (e.g., five- or six-membered heteroaryl having one, two, three, or four heteroatoms independently selected from nitrogen, oxygen, and sulfur), or heteroarylalkyl (e.g., five- or six-membered heteroaryl-C<sub>1</sub>-C<sub>6</sub>-alkyl), wherein said alkyl, cycloalkyl, cycloalkylalkyl, aryl, arylalkyl, heterocyclyl, heterocyclylalkyl, heteroaryl, and heteroarylalkyl are each independently unsubstituted or substituted (e.g., substituted with 1 to 3 substituents independently selected from the group consisting of -OH, -NH<sub>2</sub>, -NO<sub>2</sub>, -CN, halo, C<sub>1</sub>-C<sub>4</sub>-alkyl, C<sub>1</sub>-C<sub>4</sub>-alkoxy-C<sub>1</sub>-C<sub>4</sub>-alkyl, halo-C<sub>1</sub>-C<sub>4</sub>-alkyl, halo-C<sub>1</sub>-C<sub>4</sub>-alkoxy-C<sub>1</sub>-C<sub>4</sub>-alkyl, hydroxy-C<sub>1</sub>-C<sub>4</sub>-alkyl, amino-C<sub>1</sub>-C<sub>4</sub>-alkyl, C<sub>1</sub>-C<sub>4</sub>-alkylamino-C<sub>1</sub>-C<sub>4</sub>-alkyl, di(C<sub>1</sub>-C<sub>4</sub>-alkyl)amino-C<sub>1</sub>-C<sub>4</sub>-alkyl, azido-C<sub>1</sub>-C<sub>4</sub>-alkyl, cyano-C<sub>1</sub>-C<sub>4</sub>-alkyl, C<sub>1</sub>-C<sub>4</sub>-alkoxy, halo-C<sub>1</sub>-C<sub>4</sub>-alkoxy, C<sub>1</sub>-C<sub>4</sub>-alkoxy-C<sub>1</sub>-C<sub>4</sub>-alkoxy, C<sub>2</sub>-C<sub>4</sub>-alkenyl, and C<sub>2</sub>-C<sub>4</sub>-alkynyl). In certain embodiments, R<sup>c</sup> and R<sup>d</sup> are each independently hydrogen or C<sub>1</sub>-C<sub>8</sub> alkyl. In certain embodiments, R<sup>c</sup> and R<sup>d</sup> are each methyl. Exemplary groups of formula (6) include, but are not limited to, methylene, ethylidene, neopentylidene, and isopropylidene.

[0023] In certain embodiments, X<sup>a</sup> may have formula (7):



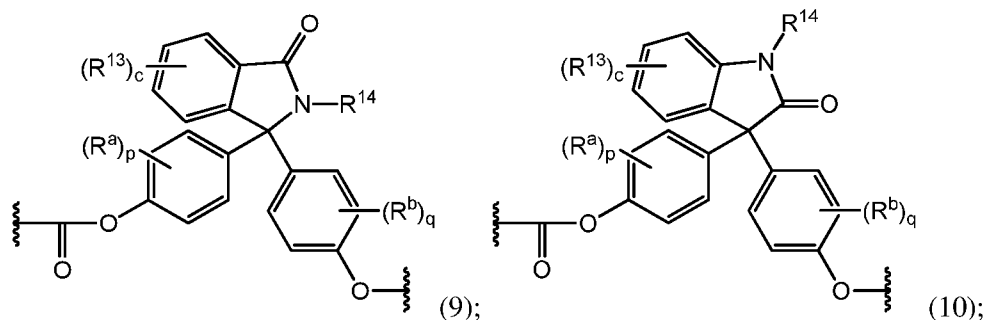
wherein  $R^e$  is a divalent  $C_1$ - $C_{31}$  group. In certain embodiments,  $R^e$  is a divalent hydrocarbyl (e.g., a  $C_{12}$ - $C_{31}$  hydrocarbyl), a cycloalkylidene (e.g., a  $C_5$ - $C_{18}$  cycloalkylidene), a cycloalkylene (e.g., a  $C_5$ - $C_{18}$  cycloalkylene), a heterocycloalkylidene (e.g., a  $C_3$ - $C_{18}$  heterocycloalkylidene), or a group of the formula  $-B^1-G-B^2-$  wherein  $B^1$  and  $B^2$  are the same or different alkylene group (e.g., a  $C_1$ - $C_6$  alkylene group) and  $G$  is a cycloalkylidene group (e.g., a  $C_3$ - $C_{12}$  cycloalkylidene group) or an arylene group (e.g., a  $C_6$ - $C_{16}$  arylene group), wherein said hydrocarbyl, cycloalkylidene, cycloalkylene, and heterocycloalkylidene are each independently unsubstituted or substituted (e.g., substituted with 1 to 3 substituents independently selected from the group consisting of  $-OH$ ,  $-NH_2$ ,  $-NO_2$ ,  $-CN$ , halo,  $C_1$ - $C_4$ -alkyl,  $C_1$ - $C_4$ -alkoxy- $C_1$ - $C_4$ -alkyl, halo- $C_1$ - $C_4$ -alkyl, halo- $C_1$ - $C_4$ -alkoxy- $C_1$ - $C_4$ -alkyl, hydroxy- $C_1$ - $C_4$ -alkyl, amino- $C_1$ - $C_4$ -alkyl,  $C_1$ - $C_4$ -alkylamino- $C_1$ - $C_4$ -alkyl, di( $C_1$ - $C_4$ -alkyl)amino- $C_1$ - $C_4$ -alkyl, azido- $C_1$ - $C_4$ -alkyl, cyano- $C_1$ - $C_4$ -alkyl,  $C_1$ - $C_4$ -alkoxy, halo- $C_1$ - $C_4$ -alkoxy,  $C_1$ - $C_4$ -alkoxy- $C_1$ - $C_4$ -alkoxy,  $C_2$ - $C_4$ -alkenyl, and  $C_2$ - $C_4$ -alkynyl). Exemplary groups of formula (7) include, but are not limited to, 2-[2.2.1]-bicycloheptylidene, cyclohexylidene, cyclopentylidene, cyclododecylidene, and adamantylidene.

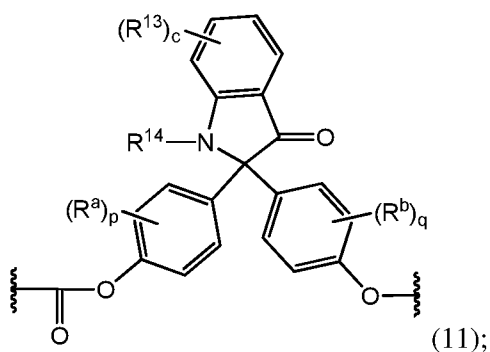
[0024] The repeating structural units of formula (5) may be derived from a dihydroxy monomer unit of formula (8):



wherein  $X^a$ ,  $R^a$ ,  $R^b$ ,  $p$ , and  $q$  are as defined above. In certain embodiments,  $p$  and  $q$  are both 0, and  $X^a$  is isopropylidene.

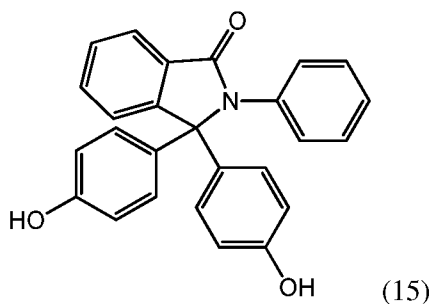
[0025] The polycarbonate may include repeating units of formula (9), formula (10), formula (11), or a combination thereof:





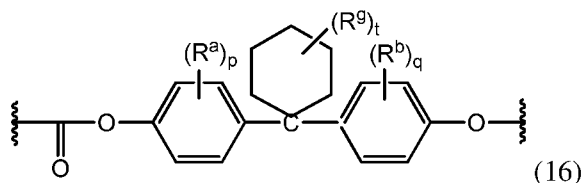
wherein  $R^{13}$  at each occurrence is independently a halogen or a  $C_1$ - $C_6$  alkyl group;  $R^{14}$  is independently a  $C_1$ - $C_6$  alkyl, phenyl, or phenyl substituted with up to five halogens or  $C_1$ - $C_6$  alkyl groups;  $R^a$  and  $R^b$ , at each occurrence, are each independently a halogen,  $C_1$ - $C_{12}$  alkyl,  $C_1$ - $C_{12}$  alkenyl,  $C_3$ - $C_8$  cycloalkyl, or  $C_1$ - $C_{12}$  alkoxy;  $c$  is independently 0 to 4; and  $p$  and  $q$  are each independently 0 to 4. In a specific embodiment,  $R^{14}$  is a  $C_1$ - $C_6$  alkyl or phenyl group. In still another embodiment,  $R^{14}$  is a methyl or phenyl group. In another specific embodiment,  $c$  is 0;  $p$  is 0; and  $q$  is 0.

**[0026]** The dihydroxy compound of formula (12) can have formula (15), which may be useful for high heat applications:



(also known as 3,3-bis(4-hydroxyphenyl)-2-phenylisoindolin-1-one (PPPBP)).

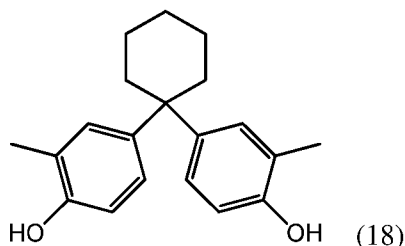
**[0027]** The polycarbonate may include repeating units of formula (16):



wherein  $R^a$  and  $R^b$  are each independently halogen,  $C_1$ - $C_{12}$  alkyl,  $C_1$ - $C_{12}$  alkenyl,  $C_3$ - $C_8$  cycloalkyl, or  $C_1$ - $C_{12}$  alkoxy;  $R^s$  is independently  $C_1$ - $C_{12}$  alkyl or halogen, or two  $R^s$  groups together with the carbon atoms to which they are attached may form a four-, five-, or six-membered cycloalkyl group;  $p$  and  $q$  are each independently 0 to 4; and  $t$  is 0 to 10.  $R^a$  and  $R^b$  may be disposed meta to the cyclohexylidene bridging group. The substituents  $R^a$ ,  $R^b$  and

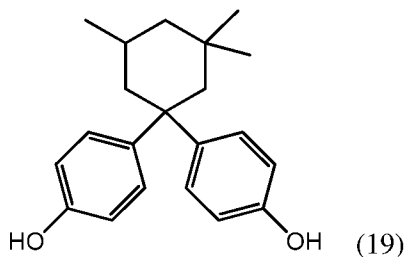
$R^g$  may, when comprising an appropriate number of carbon atoms, be straight chain, cyclic, bicyclic, branched, saturated, or unsaturated. In one example,  $R^a$ ,  $R^b$  and  $R^g$  are each independently  $C_1$ - $C_4$  alkyl,  $p$  and  $q$  are each 0 or 1, and  $t$  is 0 to 5. In another example,  $R^a$ ,  $R^b$  and  $R^g$  are each methyl,  $p$  and  $q$  are each 0 or 1, and  $t$  is 0 or 3. The cyclohexylidene-bridged bisphenol can be the reaction product of two moles of *o*-cresol with one mole of cyclohexanone. In another example, the cyclohexylidene-bridged bisphenol may be the reaction product of two moles of a cresol with one mole of a hydrogenated isophorone (e.g., 1,1,3-trimethyl-3-cyclohexane-5-one). Such cyclohexane-containing bisphenols, for example the reaction product of two moles of a phenol with one mole of a hydrogenated isophorone, are useful for making polycarbonate polymers with high glass transition temperatures and high heat distortion temperatures. Cyclohexyl bisphenol-containing polycarbonates, or a combination comprising at least one of the foregoing with other bisphenol polycarbonates, are supplied by Bayer Co. under the APEC® trade name.

**[0028]** The dihydroxy compound of formula (17) can have formula (18), which may be useful for high heat applications:



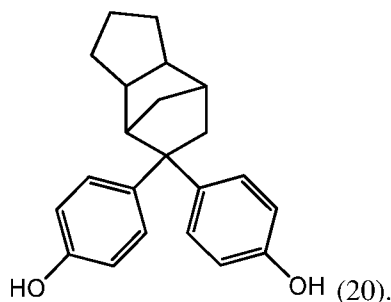
(also known as 1,1-bis(4-hydroxy-3-methylphenyl)cyclohexane (DMBPC)).

**[0029]** The dihydroxy compound of formula (17) can have formula (19), which may be useful for high heat applications:

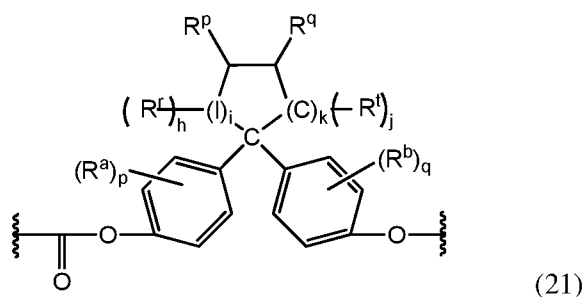


(also known as bisphenol isophorone).

**[0030]** The dihydroxy compound of formula (17) can have formula (20), which may be useful for high heat applications:

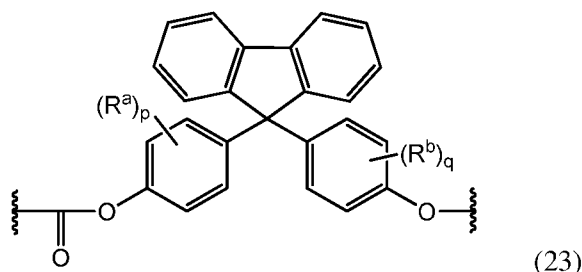


[0031] The polycarbonate may include repeating units of formula (21):



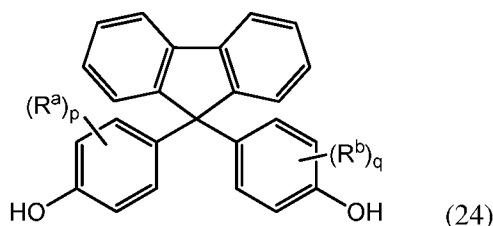
wherein  $R^r$ ,  $R^p$ ,  $R^q$  and  $R^l$  are each independently hydrogen, halogen, oxygen, or a  $C_1$ - $C_{12}$  organic group;  $R^a$  and  $R^b$  are each independently halogen,  $C_1$ - $C_{12}$  alkyl,  $C_1$ - $C_{12}$  alkenyl,  $C_3$ - $C_8$  cycloalkyl, or  $C_1$ - $C_{12}$  alkoxy;  $I$  is a direct bond, a carbon, or a divalent oxygen, sulfur, or  $N(Z)$ - where  $Z$  is hydrogen, halogen, hydroxy,  $C_1$ - $C_{12}$  alkyl,  $C_1$ - $C_{12}$  alkoxy,  $C_6$ - $C_{12}$  aryl, or  $C_1$ - $C_{12}$  acyl;  $h$  is 0 to 2,  $j$  is 1 or 2,  $i$  is an integer of 0 or 1,  $k$  is an integer of 0 to 3,  $p$  is an integer of 0 to 4, and  $q$  is an integer 0 to 4, with the proviso that at least two of  $R^r$ ,  $R^p$ ,  $R^q$  and  $R^l$  taken together are a fused cycloaliphatic, aromatic, or heteroaromatic ring. It will be understood that where the fused ring is aromatic, the ring as shown in formula (21) will have an unsaturated carbon-carbon linkage where the ring is fused. When  $i$  is 0,  $h$  is 0, and  $k$  is 1, the ring as shown in formula (21) contains 4 carbon atoms; when  $i$  is 0,  $h$  is 0, and  $k$  is 2, the ring as shown contains 5 carbon atoms, and when  $i$  is 0,  $h$  is 0, and  $k$  is 3, the ring contains 6 carbon atoms. In one example, two adjacent groups (e.g.,  $R^q$  and  $R^l$  taken together) form an aromatic group, and in another embodiment,  $R^q$  and  $R^l$  taken together form one aromatic group and  $R^r$  and  $R^p$  taken together form a second aromatic group. When  $R^q$  and  $R^l$  taken together form an aromatic group,  $R^p$  can be a double-bonded oxygen atom, i.e., a ketone.

[0032] The polycarbonate may include repeating units of formula (23):



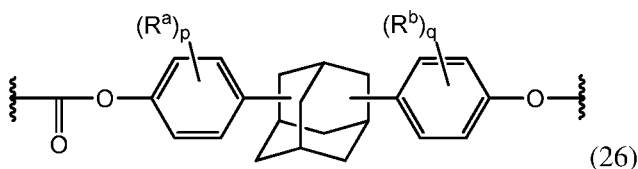
wherein  $R^a$  and  $R^b$  are each independently halogen,  $C_1$ - $C_{12}$  alkyl,  $C_1$ - $C_{12}$  alkenyl,  $C_3$ - $C_8$  cycloalkyl, or  $C_1$ - $C_{12}$  alkoxy; and  $p$  and  $q$  are each independently 0 to 4. In certain embodiments, at least one of each of  $R^a$  and  $R^b$  are disposed meta to the cycloalkylidene bridging group. In certain embodiments,  $R^a$  and  $R^b$  are each independently  $C_1$ - $C_3$  alkyl; and  $p$  and  $q$  are each 0 or 1. In certain embodiments,  $R^a$  and  $R^b$  are each methyl; and  $p$  and  $q$  are each 0 or 1.

**[0033]** The repeating structural units of formula (23) may be derived from a dihydroxy monomer unit of formula (24):



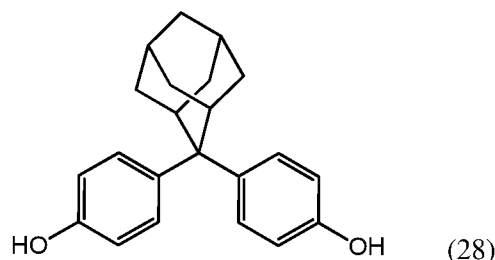
wherein  $R^a$ ,  $R^b$ ,  $p$ , and  $q$  are as defined above. Such dihydroxy compounds that might impart high Tgs to the polycarbonate as a copolycarbonate are described in U.S. Patent No. 7,244,804, which is fully incorporated herein by reference.

**[0034]** The polycarbonate may include repeating units of formula (26):



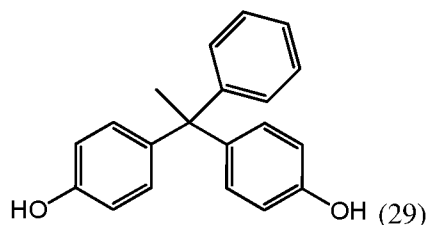
wherein  $R^a$  and  $R^b$  are each independently halogen,  $C_1$ - $C_{12}$  alkyl,  $C_1$ - $C_{12}$  alkenyl,  $C_3$ - $C_8$  cycloalkyl, or  $C_1$ - $C_{12}$  alkoxy; and  $p$  and  $q$  are each independently 0 to 4. In certain embodiments, at least one of each of  $R^a$  and  $R^b$  are disposed meta to the cycloalkylidene bridging group. In certain embodiments,  $R^a$  and  $R^b$  are each independently  $C_1$ - $C_3$  alkyl; and  $p$  and  $q$  are each 0 or 1. In certain embodiments,  $R^a$  and  $R^b$  are each methyl; and  $p$  and  $q$  are each 0 or 1.

**[0035]** The dihydroxy compound of formula (27) can have formula (28), which may be useful for high heat applications:



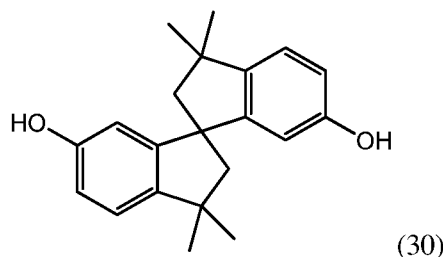
(also known as 2,2-bis(4-hydroxyphenyl)adamantane).

**[0036]** A dihydroxy compound of formula (29) may be useful for high heat applications:



(also known as 4,4'-(1-phenylethane-1,1-diyl)diphenol (bisphenol-AP) or 1,1-bis(4-hydroxyphenyl)-1-phenyl-ethane).

**[0037]** A dihydroxy compound of formula (30) may be useful for high heat applications:



(also known as 6,6'-dihydroxy-3,3,3',3'-tetramethylspiro(bis)indane).

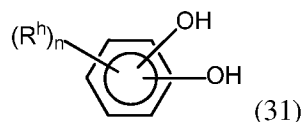
**[0038]** Exemplary monomers for inclusion in the polycarbonate include, but are not limited to, 4,4'-dihydroxybiphenyl, 1,1-bis(4-hydroxyphenyl)methane, bis(4-hydroxyphenyl)acetonitrile, bis(4-hydroxyphenyl)phenylmethane, bis(4-hydroxyphenyl)-1-naphthylmethane, 1,1-bis(4-hydroxyphenyl)ethane, 1,2-bis(4-hydroxyphenyl)ethane, 1,1-bis(4-hydroxyphenyl)-1-phenylethane, 1,1-dichloro-2,2-bis(4-hydroxyphenyl)ethylene, 1,1-dibromo-2,2-bis(4-hydroxyphenyl)ethylene, 1,1-dichloro-2,2-bis(5-phenoxy-4-hydroxyphenyl)ethylene, 1,1-bis(4-hydroxyphenyl)propane, 1,1-bis(4-hydroxy-*t*-butylphenyl)propane, 2,2-bis(4-hydroxyphenyl)propane ("bisphenol-A" or "BPA"), 2-(4-hydroxyphenyl)-2-(3-hydroxyphenyl)propane, 2,2-bis(4-hydroxy-2-methylphenyl)propane, 2,2-bis(3-methyl-4-hydroxyphenyl)propane, 2,2-bis(3-ethyl-4-hydroxyphenyl)propane, 2,2-

bis(3-n-propyl-4-hydroxyphenyl)propane, 2,2-bis(3-isopropyl-4-hydroxyphenyl)propane, 2,2-bis(3-sec-butyl-4-hydroxyphenyl)propane, 2,2-bis(3-t-butyl-4-hydroxyphenyl)propane, 2,2-bis(3-cyclohexyl-4-hydroxyphenyl)propane, 2,2-bis(3-allyl-4-hydroxyphenyl)propane, 2,2-bis(3-methoxy-4-hydroxyphenyl)propane, 2,2-bis(4-hydroxy-3-bromophenyl)propane, 2,2-bis(4-hydroxyphenyl)hexafluoropropane, 1,1-bis(4-hydroxyphenyl)n-butane, 2,2-bis(4-hydroxyphenyl)butane, 3,3-bis(4-hydroxyphenyl)-2-butanone, 1,1-bis(4-hydroxyphenyl)isobutene, trans-2,3-bis(4-hydroxyphenyl)-2-butene, 1,6-bis(4-hydroxyphenyl)-1,6-hexanedione, 2,2-bis(4-hydroxyphenyl)octane, 1,1-bis(hydroxyphenyl)cyclopentane, 1,1-bis(4-hydroxyphenyl)cyclohexane, 1,1-bis(4-hydroxy-3-methylphenyl)cyclohexane, 1,1-bis(4-hydroxyphenyl)cyclododecane, 2,2-bis(4-hydroxyphenyl)adamantane, (alpha, alpha'-bis(4-hydroxyphenyl)toluene, 4,4'-dihydroxybenzophenone, 2,7-dihydroxypyrene, bis(4-hydroxyphenyl)ether, ethylene glycol bis(4-hydroxyphenyl)ether, bis(4-hydroxyphenyl)sulfide, bis(4-hydroxyphenyl)sulfoxide, bis(4-hydroxyphenyl)sulfone, bis(4-hydroxyphenyl)diphenylmethane, 1,6-dihydroxynaphthalene, 2,6-dihydroxynaphthalene, 6,6'-dihydroxy-3,3,3',3'-tetramethylspiro(bis)indane ("spirobiindane bisphenol"), 2,6-dihydroxydibenzo-p-dioxin, 2,6-dihydroxythianthrene, 2,7-dihydroxyphenoxathin, 2,7-dihydroxy-9,10-dimethylphenazine, 3,6-dihydroxydibenzofuran, 3,6-dihydroxydibenzothiophene, 2,7-dihydroxycarbazole, 2-phenyl-3,3-bis(4-hydroxyphenyl)phthalimidine (also referred to as 3,3-bis(4-hydroxyphenyl)-2-phenylisoindolin-1-one or "PPPBP"), 9,9-bis(4-hydroxyphenyl)fluorene, and bisphenol isophorone (also referred to as 4,4'-(3,3,5-trimethylcyclohexane-1,1-diyl)diphenol or "BPI"), 1,1-bis(4-hydroxy-3-methylphenyl)cyclohexane ("DMBPC"), tricyclopentadienyl bisphenol (also referred to as 4,4'-(octahydro-1H-4,7-methanoindene-5,5-diyl)diphenol), 2,2-bis(4-hydroxyphenyl)adamantane ("BCF"), 1,1-bis(4-hydroxyphenyl)-1-phenyl ethane ("BPAP"), and 3,3-bis(4-hydroxyphenyl)phthalide, or any combination thereof.

[0039] Exemplary monomers useful for increasing the Tg of the polycarbonate include, but are not limited to, bis(4-hydroxyphenyl)diphenylmethane, 1,6-dihydroxynaphthalene, 2,6-dihydroxynaphthalene, 6,6'-dihydroxy-3,3,3',3'-tetramethylspiro(bis)indane ("spirobiindane bisphenol"), 2,6-dihydroxydibenzo-p-dioxin, 2,6-dihydroxythianthrene, 2,7-dihydroxyphenoxathin, 2,7-dihydroxy-9,10-dimethylphenazine, 3,6-dihydroxydibenzofuran, 3,6-dihydroxydibenzothiophene, 2,7-dihydroxycarbazole, 2-phenyl-3,3-bis(4-hydroxyphenyl)phthalimidine (also referred to as 3,3-bis(4-hydroxyphenyl)-2-phenylisoindolin-1-one or "PPPBP"), 9,9-bis(4-hydroxyphenyl)fluorene, and bisphenol isophorone (also referred to as 4,4'-(3,3,5-trimethylcyclohexane-1,1-diyl)diphenol or "BPI"),

1,1-bis(4-hydroxy-3-methylphenyl)cyclohexane (“DMBPC”), tricyclopentadienyl bisphenol (also referred to as 4,4'-(octahydro-1H-4,7-methanoindene-5,5-diyl)diphenol), 2,2-bis(4-hydroxyphenyl)adamantane (“BCF”), 1,1-bis(4-hydroxyphenyl)-1-phenyl ethane (“BPAP”), and 3,3-bis(4-hydroxyphenyl)phthalide, or any combination thereof.

**[0040]** Other dihydroxy monomer units that may be used include aromatic dihydroxy compounds of formula (31):

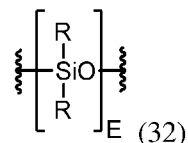


wherein each R<sup>h</sup> is independently a halogen atom, a C<sub>1</sub>-C<sub>10</sub> hydrocarbyl such as a C<sub>1</sub>-C<sub>10</sub> alkyl group, or a halogen substituted C<sub>1</sub>-C<sub>10</sub> hydrocarbyl such as a halogen-substituted C<sub>1</sub>-C<sub>10</sub> alkyl group, and n is 0 to 4. The halogen, when present, is usually bromine.

**[0041]** Examples of aromatic dihydroxy compounds represented by formula (31) include, but are not limited to, resorcinol, substituted resorcinol compounds (e.g., 5-methyl resorcinol, 5-ethyl resorcinol, 5-propyl resorcinol, 5-butyl resorcinol, 5-t-butyl resorcinol, 5-phenyl resorcinol, 5-cumyl resorcinol, 2,4,5,6-tetrafluoro resorcinol, 2,4,5,6-tetrabromo resorcinol), catechol, hydroquinone, substituted hydroquinones (e.g., 2-methyl hydroquinone, 2-ethyl hydroquinone, 2-propyl hydroquinone, 2-butyl hydroquinone, 2-t-butyl hydroquinone, 2-phenyl hydroquinone, 2-cumyl hydroquinone, 2,3,5,6-tetramethyl hydroquinone, 2,3,5,6-tetra-t-butyl hydroquinone, 2,3,5,6-tetrafluoro hydroquinone, 2,3,5,6-tetrabromo hydroquinone, and the like, as well as combinations thereof.

**[0042]** The compositions may include one or more polycarbonate polysiloxane copolymers. The polycarbonate structural unit of the polycarbonate-polysiloxane copolymer may be derived the monomers of formula (2), formula (4), or formula (8), as described above. The diorganosiloxane (referred to herein as “siloxane”) units can be random or present as blocks in the copolymer.

**[0043]** The polysiloxane blocks comprise repeating siloxane units of formula (32):

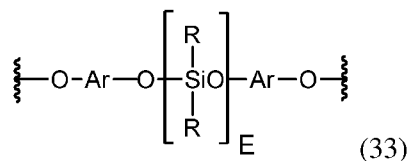


wherein each R is independently a C<sub>1</sub>-C<sub>13</sub> monovalent organic group. For example, R can be a C<sub>1</sub>-C<sub>13</sub> alkyl, C<sub>1</sub>-C<sub>13</sub> alkoxy, C<sub>2</sub>-C<sub>13</sub> alkenyl, C<sub>2</sub>-C<sub>13</sub> alkenyloxy, C<sub>3</sub>-C<sub>6</sub> cycloalkyl, C<sub>3</sub>-C<sub>6</sub> cycloalkoxy, C<sub>6</sub>-C<sub>14</sub> aryl, C<sub>6</sub>-C<sub>10</sub> aryloxy, C<sub>7</sub>-C<sub>13</sub> arylalkyl, C<sub>7</sub>-C<sub>13</sub> aralkoxy, C<sub>7</sub>-C<sub>13</sub> alkylaryl, or C<sub>7</sub>-C<sub>13</sub> alkylaryloxy. The foregoing groups can be fully or partially halogenated with

fluorine, chlorine, bromine, or iodine, or a combination thereof. Where a transparent poly(carbonate-siloxane) is desired, R is unsubstituted by halogen. Combinations of the foregoing R groups can be used in the same copolymer.

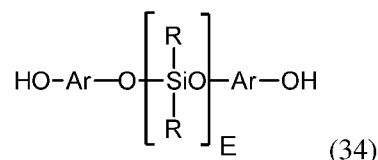
**[0044]** The value of E in formula (32) can vary widely depending on the type and relative amount of each component in the composition, the desired properties of the composition, and like considerations. Generally, E has an average value of 2 to 1,000, specifically 2 to 500, 2 to 200, or 2 to 125, 5 to 80, or 10 to 70. E may have an average value of 10 to 80, 10 to 40, 40 to 80, or 40 to 70. Where E is of a lower value (e.g., less than 40), it can be desirable to use a relatively larger amount of the poly(carbonate-siloxane). Conversely, where E is of a higher value (e.g., greater than 40), a relatively lower amount of the poly(carbonate-siloxane) can be used. A combination of a first and a second (or more) poly(carbonate-siloxane) can be used, wherein the average value of E of the first copolymer is less than the average value of E of the second copolymer.

**[0045]** The polysiloxane blocks may be provided by repeating structural units of formula (33):



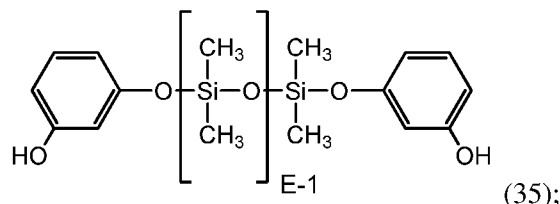
wherein E and R are as defined in formula (32), and each Ar is independently a substituted or unsubstituted C<sub>6</sub>-C<sub>30</sub> arylene wherein the bonds are directly connected to an aromatic moiety. The Ar groups in formula (33) can be derived from a C<sub>6</sub>-C<sub>30</sub> dihydroxyarylene compound, for example a dihydroxyarylene compound of formula (2), (4), or (8) above. Specific dihydroxyarylene compounds are 1,1-bis(4-hydroxyphenyl) methane, 1,1-bis(4-hydroxyphenyl) ethane, 2,2-bis(4-hydroxyphenyl) propane, 2,2-bis(4-hydroxyphenyl) butane, 2,2-bis(4-hydroxyphenyl) octane, 1,1-bis(4-hydroxyphenyl) propane, 1,1-bis(4-hydroxyphenyl) n-butane, 2,2-bis(4-hydroxy-1-methylphenyl) propane, 1,1-bis(4-hydroxyphenyl) cyclohexane, bis(4-hydroxyphenyl sulfide), and 1,1-bis(4-hydroxy-t-butylphenyl) propane. Combinations comprising at least one of the foregoing dihydroxyarylene compounds can also be used.

**[0046]** Polycarbonates comprising units of formula (33) can be derived from the corresponding dihydroxy compound of formula (34):

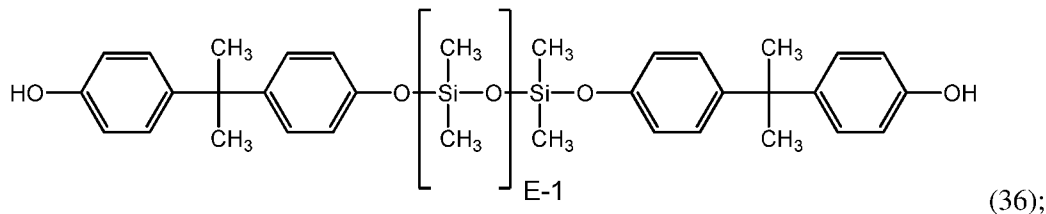


wherein Ar, R, and E are as described above. Compounds of formula (34) can be obtained by the reaction of a dihydroxyaromatic compound with, for example, an alpha, omega-bis-acetoxy-polydiorganosiloxane oligomer under phase transfer conditions. Compounds of formula (34) can also be obtained from the condensation product of a dihydroxyaromatic compound, with, for example, an alpha, omega bis-chloro-polydimethylsiloxane oligomer in the presence of an acid scavenger.

[0047] In a specific embodiment, where Ar of formula (34) is derived from resorcinol, the dihydroxy aromatic compound has formula (35):

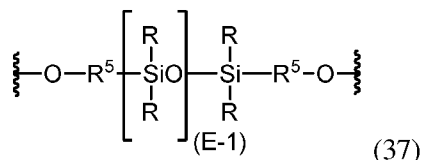


or, wherein Ar is derived from bisphenol-A, and the dihydroxy aromatic compound has formula (36):



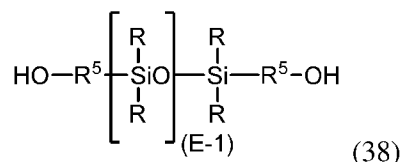
wherein E has an average value of between 20 and 75.

[0048] The polydiorganosiloxane blocks may have formula (37):



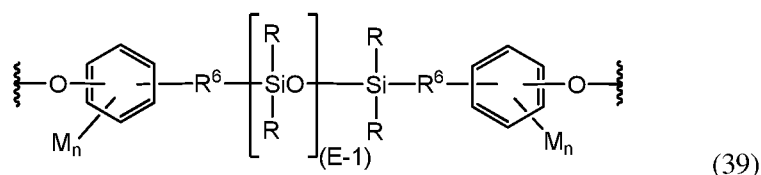
wherein R and E are as described in formula (32), and each R<sup>5</sup> is independently a divalent C<sub>1</sub>-C<sub>30</sub> organic group such as a C<sub>1</sub>-C<sub>30</sub> alkyl, C<sub>1</sub>-C<sub>30</sub> aryl, or C<sub>1</sub>-C<sub>30</sub> alkylaryl.

[0049] The polysiloxane blocks of formula (37) may be derived from the corresponding dihydroxy compound of formula (38):



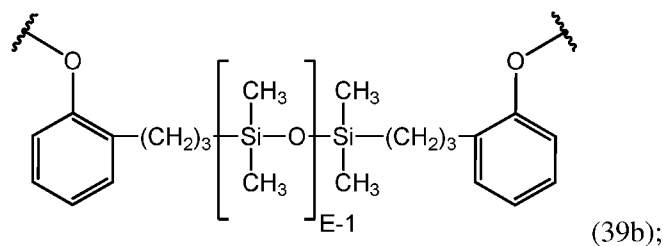
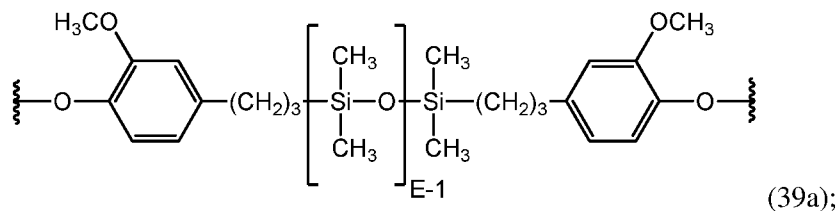
wherein R and E and R<sup>5</sup> are as described for formula (37).

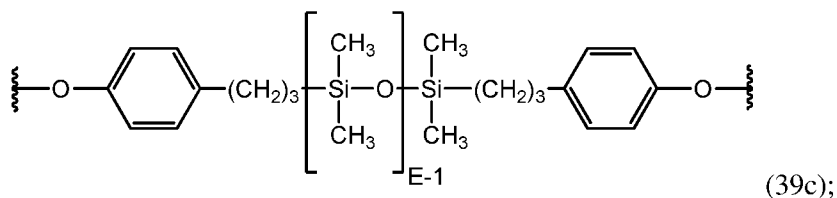
[0050] In a specific embodiment, the polysiloxane blocks are of formula (39):



wherein R and E are as defined in formula (32), R<sup>6</sup> is a divalent C<sub>2</sub>-C<sub>8</sub> aliphatic group, each M is independently a halogen, cyano, nitro, C<sub>1</sub>-C<sub>8</sub> alkylthio, C<sub>1</sub>-C<sub>8</sub> alkyl, C<sub>1</sub>-C<sub>8</sub> alkoxy, C<sub>2</sub>-C<sub>8</sub> alkenyl, C<sub>2</sub>-C<sub>8</sub> alkenyloxy, C<sub>3</sub>-C<sub>8</sub> cycloalkyl, C<sub>3</sub>-C<sub>8</sub> cycloalkoxy, C<sub>6</sub>-C<sub>10</sub> aryl, C<sub>6</sub>-C<sub>10</sub> aryloxy, C<sub>7</sub>-C<sub>12</sub> aralkyl, C<sub>7</sub>-C<sub>12</sub> aralkoxy, C<sub>7</sub>-C<sub>12</sub> alkylaryl, or C<sub>7</sub>-C<sub>12</sub> alkylaryloxy, and each n is independently 0, 1, 2, 3, or 4. In an embodiment, M is bromo or chloro, an alkyl such as methyl, ethyl, or propyl, an alkoxy such as methoxy, ethoxy, or propoxy, or an aryl such as phenyl, chlorophenyl, or tolyl; R<sup>6</sup> is a dimethylene, trimethylene or tetramethylene; and R is a C<sub>1-8</sub> alkyl, haloalkyl such as trifluoropropyl, cyanoalkyl, or aryl such as phenyl, chlorophenyl or tolyl. In another embodiment, R is methyl, or a combination of methyl and trifluoropropyl, or a combination of methyl and phenyl. In still another embodiment, each R is methyl, each R<sup>6</sup> is a divalent C<sub>1</sub>-C<sub>3</sub> aliphatic group, each M is methoxy, and each n is one.

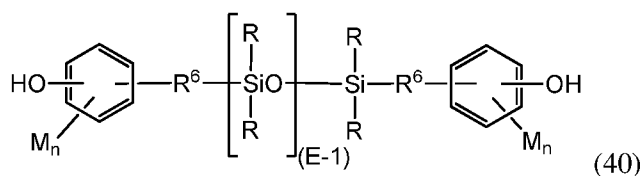
[0051] Specific polysiloxane blocks are of formulas (39a)-(39c):



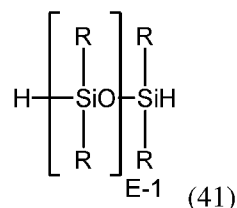


or a combination comprising at least one of the foregoing can be used, wherein E has an average value of 2 to 200, 2 to 125, 5 to 125, 5 to 100, 5 to 50, 20 to 80, or 5 to 20. In a preferred embodiment, the polysiloxane blocks are of the formula (39a).

[0052] Polysiloxane blocks of formula (39) can be derived from the corresponding dihydroxy polysiloxane of formula (38):

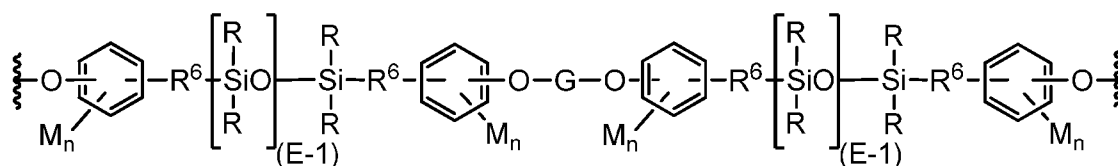


wherein each of R, E, M, R<sup>6</sup>, and n are as described for formula (39). Such dihydroxy polysiloxanes can be made by affecting a platinum-catalyzed addition between a siloxane hydride and an aliphatically unsaturated monohydric phenol. The polysiloxane hydride may have formula (41):



wherein R and E are as previously for formula (39). Exemplary aliphatically unsaturated monohydric phenols include, for example, eugenol, 2-alkylphenol, 4-allyl-2-methylphenol, 4-allyl-2-phenylphenol, 4-allyl-2-bromophenol, 4-allyl-2-t-butoxyphenol, 4-phenyl-2-phenylphenol, 2-methyl-4-propylphenol, 2-allyl-4,6-dimethylphenol, 2-allyl-4-bromo-6-methylphenol, 2-allyl-6-methoxy-4-methylphenol and 2-allyl-4,6-dimethylphenol. The poly(carbonate-siloxane)s can then be manufactured, for example, by the synthetic procedure of European Patent Application Publication No. 0 524 731 A1 of Hoover, page 5, Preparation 2.

[0053] Still other polysiloxane blocks are of formula (42):



(42)

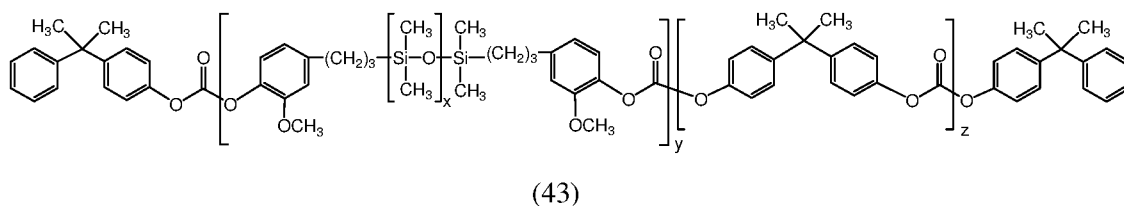
wherein R, E, R<sup>6</sup>, M, and n are as defined in formula (39), and G is a linking group, for example a group of the formula  $-\text{C}(=\text{O})\text{Ar}^1\text{C}(=\text{O})-$  wherein Ar<sup>1</sup> is a substituted or unsubstituted C<sub>6</sub>-C<sub>30</sub> arylene, for example phenylene; a group of the formula  $-\text{C}(=\text{O})\text{NHAr}^2\text{NHC}(=\text{O})-$  wherein Ar<sup>2</sup> is a substituted or unsubstituted C<sub>6</sub>-C<sub>30</sub> arylene or a group of the formula  $-\text{Ar}^{2a}\text{X}^a\text{Ar}^{2a}-$  wherein each Ar<sup>2a</sup> is independently a substituted or unsubstituted C<sub>6</sub>-C<sub>12</sub> arylene and X<sup>a</sup> is a single bond, -O-, -S-, -S(O)-, -S(O)<sub>2</sub>-, -C(O)-, or a C<sub>1</sub>-C<sub>18</sub> organic group bridging group connecting the two arylene groups, for example, a substituted or unsubstituted C<sub>1</sub>-C<sub>25</sub> alkylidene of the formula  $-\text{C}(\text{R}^c)(\text{R}^d)-$  wherein R<sup>c</sup> and R<sup>d</sup> are each independently hydrogen, C<sub>1</sub>-C<sub>12</sub> alkyl, C<sub>1</sub>-C<sub>12</sub> cycloalkyl, C<sub>7</sub>-C<sub>12</sub> arylalkyl, for example methylene, where the bridging group and the hydroxy substituent of each C<sub>6</sub> arylene group are disposed ortho, meta, or para (specifically para) to each other on the C<sub>6</sub> arylene group; or a group of the formula  $-\text{P}(=\text{O})\text{Ar}^3-$  wherein Ar<sup>3</sup> is a substituted or unsubstituted C<sub>6</sub>-C<sub>30</sub> arylene, for example phenylene.

**[0054]** Transparent poly(carbonate-siloxane)s may comprise carbonate units of formula (1) derived from bisphenol A, and polysiloxane units as described above, in particular polysiloxane units of formulas (39a), (39b), (39c), or a combination comprising at least one of the foregoing (specifically of formula 39a), wherein E has an average value of 4 to 50, 4 to 15, specifically 5 to 15, more specifically 6 to 15, and still more specifically 7 to 10. The transparent copolymers can comprise the siloxane units in an amount of 0.1 to 60 weight percent (wt%), 0.5 to 55 wt%, 0.5 to 45 wt%, 0.5 to 30 wt%, or 0.5 to 20 wt%, based on the total weight of the polycarbonate copolymer, with the proviso that the siloxane units are covalently bound to the polymer backbone of the polycarbonate copolymer. The transparent copolymers can be manufactured using one or both of the tube reactor processes described in U.S. Patent Application No. 2004/0039145A1 or the process described in U.S. Patent No. 6,723,864 can be used to synthesize the poly(siloxane-carbonate)s.

**[0055]** The poly(carbonate-siloxane) can comprise 50 to 99 weight percent of carbonate units and 1 to 50 weight percent siloxane units. Within this range, the poly(carbonate-siloxane) can comprise 70 to 98 weight percent, more specifically 75 to 97

weight percent of carbonate units and 2 to 30 weight percent, more specifically 3 to 25 weight percent siloxane units.

[0056] In an embodiment, a blend is used, in particular a blend of a bisphenol A homopolycarbonate and a poly(carbonate-siloxane) block copolymer of bisphenol A blocks and eugenol capped polydimethylsiloxane blocks, of the formula (43):



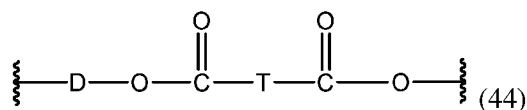
wherein x is 1 to 200, specifically 5 to 85, specifically 10 to 70, specifically 15 to 65, and more specifically 40 to 60; y is 1 to 500, or 10 to 200, and z is 1 to 1000, or 10 to 800. In an embodiment, x is 1 to 200, y is 1 to 90 and z is 1 to 600, and in another embodiment, x is 30 to 50, y is 10 to 30 and z is 45 to 600. The polysiloxane blocks may be randomly distributed or controlled distributed among the polycarbonate blocks.

[0057] In an embodiment, the poly(carbonate-siloxane) comprises 10 wt% or less, specifically 6 wt% or less, and more specifically 4 wt% or less, of the polysiloxane based on the total weight of the poly(carbonate-siloxane), and are generally optically transparent and are commercially available from SABIC Innovative Plastics. In another embodiment, the poly(carbonate-siloxane) comprises 10 wt% or more, specifically 12 wt% or more, and more specifically 14 wt% or more, of the poly(carbonate-siloxane), based on the total weight of the poly(carbonate-siloxane), are generally optically opaque and are commercially available from SABIC Innovative Plastics.

[0058] Poly(carbonate-siloxane) can have a weight average molecular weight of 2,000 to 100,000 Daltons, specifically 5,000 to 50,000 Daltons as measured by gel permeation chromatography using a crosslinked styrene-divinyl benzene column, at a sample concentration of 1 milligram per milliliter, and as calibrated with polycarbonate standards.

[0059] The poly(carbonate-siloxane) can have a melt volume flow rate, measured at 300°C/1.2 kg, of 1 to 50 cubic centimeters per 10 minutes (cc/10 min), specifically 2 to 30 cc/10 min. Mixtures of poly(carbonate-siloxane)s of different flow properties can be used to achieve the overall desired flow property.

[0060] The compositions may include one or more polyester-polycarbonate copolymers. The polyester-polycarbonate may comprise repeating ester units of formula (44):



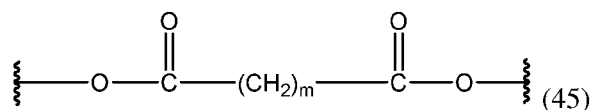
wherein O-D-O of formula (44) is a divalent group derived from a dihydroxy compound, and D may be, for example, one or more alkyl containing C<sub>6</sub>-C<sub>20</sub> aromatic group(s), or one or more C<sub>6</sub>-C<sub>20</sub> aromatic group(s), a C<sub>2</sub>-C<sub>10</sub> alkylene group, a C<sub>6</sub>-C<sub>20</sub> alicyclic group, a C<sub>6</sub>-C<sub>20</sub> aromatic group or a polyoxyalkylene group in which the alkylene groups contain 2 to 6 carbon atoms, specifically 2, 3, or 4 carbon atoms. D may be a C<sub>2</sub>-C<sub>30</sub> alkylene group having a straight chain, branched chain, or cyclic (including polycyclic) structure. O-D-O may be derived from a compound of formula (2), as described above. O-D-O may be derived from an aromatic dihydroxy compound of formula (4), as described above. O-D-O may be derived from an aromatic dihydroxy compound of formula (8), as described above.

**[0061]** The molar ratio of ester units to carbonate units in the polyester-polycarbonates may vary broadly, for example 1:99 to 99:1, specifically 10:90 to 90:10, more specifically 25:75 to 75:25, optionally expanded depending on the desired properties of the final composition.

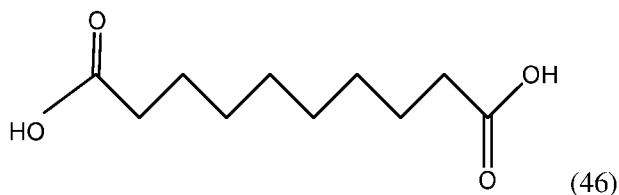
**[0062]** T of formula (44) may be a divalent group derived from a dicarboxylic acid, and may be, for example, a C<sub>2</sub>-C<sub>10</sub> alkylene group, a C<sub>6</sub>-C<sub>20</sub> alicyclic group, a C<sub>6</sub>-C<sub>20</sub> alkyl aromatic group, a C<sub>6</sub>-C<sub>20</sub> aromatic group, or a C<sub>6</sub>-C<sub>36</sub> divalent organic group derived from a dihydroxy compound or chemical equivalent thereof. T may be an aliphatic group, wherein the molar ratio of carbonate units to ester units of formula (44) in the poly(aliphatic ester)-polycarbonate copolymer is from 99:1 to 60:40; and 0.01 to 10 weight percent, based on the total weight of the polymer component, of a polymeric containing compound. T may be derived from a C<sub>6</sub>-C<sub>20</sub> linear aliphatic alpha-omega ( $\alpha$ - $\omega$ ) dicarboxylic ester.

**[0063]** Diacids from which the T group in the ester unit of formula (44) is derived include aliphatic dicarboxylic acids having from 6 to 36 carbon atoms, optionally from 6 to 20 carbon atoms. The C<sub>6</sub>-C<sub>20</sub> linear aliphatic alpha-omega ( $\alpha$ - $\omega$ ) dicarboxylic acids may be adipic acid, sebacic acid, 3,3-dimethyl adipic acid, 3,3,6-trimethyl sebacic acid, 3,3,5,5-tetramethyl sebacic acid, azelaic acid, dodecanedioic acid, dimer acids, cyclohexane dicarboxylic acids, dimethyl cyclohexane dicarboxylic acid, norbornane dicarboxylic acids, adamantane dicarboxylic acids, cyclohexene dicarboxylic acids, or C<sub>14</sub>, C<sub>18</sub> and C<sub>20</sub> diacids.

**[0064]** The ester units of the polyester-polycarbonates of formula (44) can be further described by formula (45), wherein T is (CH<sub>2</sub>)<sub>m</sub>, where m is 4 to 40.



[0065] Saturated aliphatic alpha-omega dicarboxylic acids may be adipic acid, sebacic or dodecanedioic acid. Sebacic acid is a dicarboxylic acid having the following formula (46):



[0066] Sebacic acid has a molecular mass of 202.25 Daltons, a density of 1.209 g/cm<sup>3</sup> (25 °C), and a melting point of 294.4 °C at 100 mmHg. Sebacic acid is extracted from castor bean oil found in naturally occurring castor beans.

[0067] Other examples of aromatic dicarboxylic acids that may be used to prepare the polyester units include isophthalic, terephthalic acid, 1,2-di(p-carboxyphenyl)ethane, 4,4'-dicarboxydiphenyl ether, 4,4'-bisbenzoic acid, and combinations comprising at least one of the foregoing acids. Acids containing fused rings can also be present, such as in 1,4-, 1,5-, or 2,6-naphthalenedicarboxylic acids. Specific dicarboxylic acids may be terephthalic acid, isophthalic acid, naphthalene dicarboxylic acid, cyclohexane dicarboxylic acid, or combinations thereof. A specific dicarboxylic acid comprises a combination of isophthalic acid and terephthalic acid wherein the weight ratio of isophthalic acid to terephthalic acid is 91:9 to 2:98.

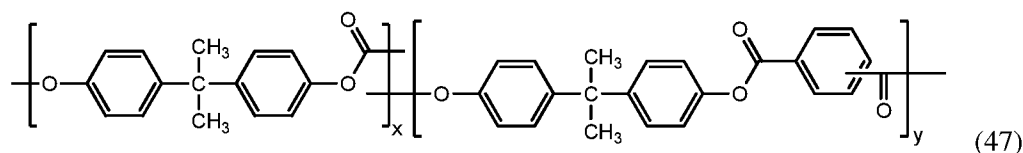
[0068] D of the repeating units of formula (44) may also be a C<sub>2</sub>-C<sub>6</sub> alkylene group and T may be p-phenylene, m-phenylene, naphthalene, a divalent cycloaliphatic group, or a combination thereof. This class of polyester includes the poly(alkylene terephthalates).

[0069] Mixtures of the diacids can also be employed. It should be noted that although referred to as diacids, any ester precursor could be employed such as acid halides, specifically acid chlorides, and diaromatic esters of the diacid such as diphenyl, for example the diphenyl ester of sebacic acid. With reference to the diacid carbon atom number earlier mentioned, this does not include any carbon atoms which may be included in the ester precursor portion, for example diphenyl. It may be desirable that at least four, five or six carbon bonds separate the acid groups. This may reduce the formation of undesirable and unwanted cyclic species.

[0070] The polyester unit of a polyester-polycarbonate may be derived from the reaction of a combination of isophthalic and terephthalic diacids (or derivatives thereof) with

resorcinol. In another embodiment, the polyester unit of a polyester-polycarbonate may be derived from the reaction of a combination of isophthalic acid and terephthalic acid with bisphenol-A. In an embodiment, the polycarbonate units may be derived from bisphenol-A. In another specific embodiment, the polycarbonate units may be derived from resorcinol and bisphenol-A in a molar ratio of resorcinol carbonate units to bisphenol-A carbonate units of 1:99 to 99:1.

**[0071]** In certain embodiments, the polyester-polycarbonate is a copolymer of formula (47):



wherein the polyester-polycarbonate includes bisphenol A carbonate blocks, and polyester blocks made of a copolymer of bisphenol A with isophthalate, terephthalate or a combination of isophthalate and terephthalate. Further in the polyester-polycarbonate (47), x and y represent the respective parts by weight of the aromatic carbonate units and the aromatic ester units based on 100 parts total weight of the copolymer. Specifically, x, the carbonate content, is from more than zero to 80 wt%, from 5 to 70 wt%, still more specifically from 5 to 50 wt%, and y, the aromatic ester content, is 20 to less than 100 wt%, specifically 30 to 95 wt%, still more specifically 50 to 95 wt%, each based on the total weight of units x+y. The weight ratio of terephthalic acid to isophthalic acid can be in the range of from 5:95 to 95:5. Polyester-polycarbonate (47) comprising 35 to 45 wt% of carbonate units and 55 to 65 wt% of ester units, wherein the ester units have a molar ratio of isophthalate to terephthalate of 45:55 to 55:45 can be referred to as PCE; and copolymers comprising 15 to 25 wt% of carbonate units and 75 to 85 wt% of ester units having a molar ratio of isophthalate to terephthalate from 98:2 to 88:12 can be referred to as PPC. In these embodiments the PCE or PPC can be derived from reaction of bisphenol-A and phosgene with iso- and terephthaloyl chloride, and can have an intrinsic viscosity of 0.5 to 0.65 deciliters per gram (measured in methylene chloride at a temperature of 25 °C).

**[0072]** Useful polyesters may include aromatic polyesters, poly(alkylene esters) including poly(alkylene arylates), and poly(cycloalkylene diesters). Aromatic polyesters may have a polyester structure according to formula (44), wherein D and T are each aromatic groups as described hereinabove. Useful aromatic polyesters may include, for example, poly(isophthalate-terephthalate-resorcinol) esters, poly(isophthalate-terephthalate-bisphenol-

A) esters, poly[(isophthalate-terephthalate-resorcinol) ester-co-(isophthalate-terephthalate-bisphenol-A)] ester, or a combination comprising at least one of these.

[0073] End capping agents can be incorporated into the polycarbonates. Exemplary chain-stoppers include certain monophenolic compounds (i.e., phenyl compounds having a single free hydroxy group), monocarboxylic acid chlorides, monocarboxylic acids, and/or monochloroformates. Phenolic chain-stoppers are exemplified by phenol and C<sub>1</sub>-C<sub>22</sub> alkyl-substituted phenols such as p-cumyl-phenol, resorcinol monobenzoate, and p-tertiary-butylphenol, cresol, and monoethers of diphenols, such as p-methoxyphenol. Exemplary chain-stoppers also include cyanophenols, such as for example, 4-cyanophenol, 3-cyanophenol, 2-cyanophenol, and polycyanophenols. Alkyl-substituted phenols with branched chain alkyl substituents having 8 to 9 carbon atoms can be specifically be used.

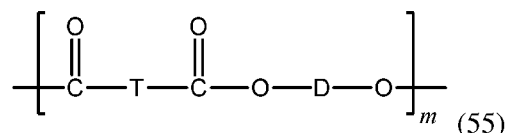
[0074] The polycarbonates may include branching groups, provided that such branching does not significantly adversely affect desired properties of the polycarbonate. Branched polycarbonate blocks can be prepared by adding a branching agent during polymerization. These branching agents include polyfunctional organic compounds containing at least three functional groups selected from hydroxyl, carboxyl, carboxylic anhydride, haloformyl, and mixtures of the foregoing functional groups. Specific examples include trimellitic acid, trimellitic anhydride, trimellitic trichloride, tris-p-hydroxy phenyl ethane, isatin-bis-phenol, tris-phenol TC (1,3,5-tris((p-hydroxyphenyl)isopropyl)benzene), tris-phenol PA (4(4(1,1-bis(p-hydroxyphenyl)-ethyl)alpha, alpha-dimethyl benzyl)phenol), 4-chloroformyl phthalic anhydride, trimesic acid, and benzophenone tetracarboxylic acid. The branching agents can be added at a level of 0.05 to 6.0 wt %. Mixtures comprising linear polycarbonates and branched polycarbonates can be used.

[0075] The polycarbonates (e.g., homopolycarbonates, copolycarbonates, polycarbonate polysiloxane copolymers, polyester-polycarbonates, isosorbide-containing polycarbonates) may be manufactured by processes such as interfacial polymerization and melt polymerization. High Tg copolycarbonates are generally manufactured using interfacial polymerization.

[0076] Polycarbonates produced by interfacial polymerization may have an aryl hydroxy end-group content of 150 ppm or less, 100 ppm or less, or 50 ppm or less. Polycarbonates produced by melt polymerization may have an aryl hydroxy end-group content of greater than or equal to 350 ppm, greater than or equal to 400 ppm, greater than or equal to 450 ppm, greater than or equal to 500 ppm, greater than or equal to 550 ppm, greater than or equal to 600 ppm, greater than or equal to 650 ppm, greater than or equal to 700 ppm,

greater than or equal to 750 ppm, greater than or equal to 800 ppm, or greater than or equal to 850 ppm.

[0077] The compositions may include one or more polyesters. The polyesters may be homopolymers or copolyesters. The polyesters may be semi-crystalline materials. The polyesters may be linear or branched thermoplastic polyesters having repeating structural units of Formula (55),

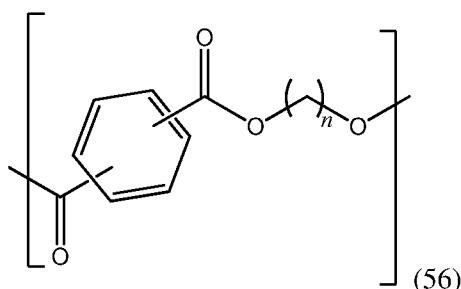


wherein each T is independently a divalent aliphatic radical, a divalent alicyclic radical, a divalent aromatic radical, or a polyoxyalkylene radical, or a combination thereof; each D is independently a divalent aliphatic radical, a divalent alicyclic radical, a divalent aromatic radical, or a combination thereof; and m is an integer selected from 25 to 1000. In certain embodiments, the T and D radicals, at each occurrence, are each independently selected from a C<sub>2</sub>-C<sub>12</sub> alkylene radical, a C<sub>6</sub>-C<sub>12</sub> alicyclic radical, a C<sub>6</sub>-C<sub>20</sub> aromatic radical, and a polyoxyalkylene radical in which the alkylene groups of the polyoxyalkylene contain 2-6 and most often 2 or 4 carbon atoms. In certain embodiments, T at each occurrence is independently selected from phenyl and naphthyl, and D at each occurrence is independently selected from ethylene, propylene, butylene, and dimethylene cyclohexene. The polyesters may have any end group configuration. The end groups may be, for example, hydroxy, carboxylic acid, or ester end groups. In some instances, the polyester may have a carboxylic acid (COOH) end group content of from 15 to 40 meq/Kg.

[0078] The polyesters can have an intrinsic viscosity, as determined in chloroform at 25° C., of 0.05 to 1.5 deciliters per gram (dl/gm), specifically 0.3 to 1.5 dl/gm, and more specifically 0.45 to 1.2 dl/gm. The polyesters can have a weight average molecular weight of 10,000 to 200,000, specifically 20,000 to 100,000 as measured by gel permeation chromatography (GPC).

[0079] In certain embodiments, the polyesters may be post-consumer (recycled) polyesters, such as recycled PET or similar recycled resins. Such recycled resins are commercially available from a variety of sources such as bottles (e.g., post-consumer PET bottles with a diethylene glycol (DEG) content of 0.5 to 2.5 mole percent and 10 to 500 ppm of a metal selected from the group consisting of Ti, Sb, Sn, Zn, Ge, Zr, Co or mixtures thereof), films, and fibers.

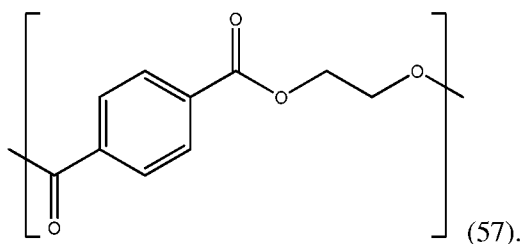
[0080] In certain embodiments, the polyester may have repeating units of formula (56):



wherein n at each occurrence is independently selected from 1 to 10. In certain embodiments, the phenylene ring is derived from isophthalic acid, terephthalic acid, or a combination thereof.

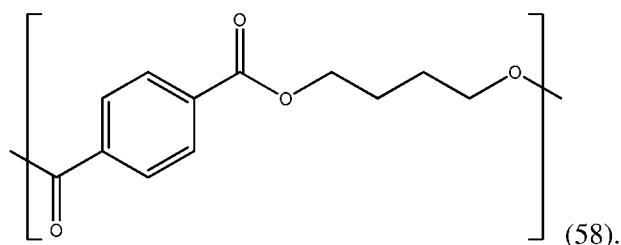
[0081] Exemplary polyesters include, but are not limited to, poly(ethylene terephthalate) (“PET”); poly(1,4-butylene terephthalate) (“PBT”); poly(ethylene naphthanoate) (“PEN”); poly(butylene naphthanoate) (“PBN”); poly(propylene terephthalate) (“PPT”); poly(1,4-cyclohexylenedimethylene) terephthalate (“PCT”); poly(1,4-cyclohexylenedimethylene 1,4-cyclohexandicarboxylate) (“PCCD”); poly(cyclohexylenedimethylene terephthalate) glycol (“PCTG”); poly(ethylene terephthalate) glycol (“PETG”); and poly(1,4-cyclohexylenedimethylene terephthalate-co-isophthalate) (“PCTA”). In certain embodiments, the polyester may be a semi-crystalline material based on polybutylene terephthalate (PBT) and/or polyethylene terephthalate (PET) polymers.

[0082] In certain embodiments, the polyester is poly(ethylene terephthalate) (“PET”). The PET may have an intrinsic viscosity (IV) of greater than or equal to 0.55 dl/g. The PET may have an intrinsic viscosity (IV) of greater than or equal to 0.75 dl/g. The PET may have an intrinsic viscosity (IV) of 0.535 dl/g, and a carboxylic acid (COOH) end group content of 20 meq/Kg COOH. The PET resin may have a diethylene glycol (DEG) content of 0.8%. The PET may include repeating units of formula (57):

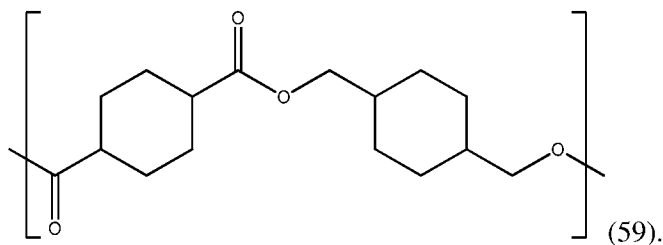


[0083] In certain embodiments, the polyester is poly(1,4-butylene terephthalate) (“PBT”). The PBT may have an intrinsic viscosity (IV) of 1.1 dl/g, and a carboxylic acid (COOH) end group content of 38 meq/Kg COOH, and may be referred to herein as PBT 315,

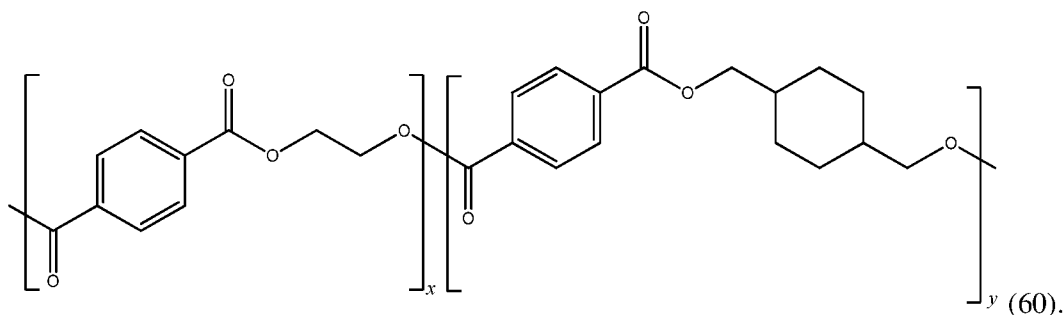
which is sold under the tradename VALOX 315 from SABIC Innovative Plastics. PBT 315 may have a weight average molecular weight of 115,000 g/mol [ $\pm$  1,000 g/mol], measured using polystyrene standards. The PBT may have an intrinsic viscosity (IV) of 0.66 dl/g, and a carboxylic acid (COOH) end group content of 17 meq/Kg COOH, and may be referred to herein as PBT 195, which is sold under the tradename VALOX 195 from SABIC Innovative Plastics. The PBT 195 may have a weight average molecular weight of 66,000 g/mol [ $\pm$  1,000 g/mol], measured using polystyrene standards. The PBT may include repeating units of formula (58):



[0084] In certain embodiments, the polyester is poly(1,4-cyclohexylenedimethylene 1,4-cyclohexandicarboxylate) (“PCCD”), also referred to as poly(1,4-cyclohexane-dimethanol-1,4-dicarboxylate). The PCCD may have a weight average molecular weight of 41,000 to 60,000 and a refractive index of 1.506 to 1.508. The PCCD may have a weight average molecular weight of 80,000 g/mol. The PCCD may have repeating units of formula (59):

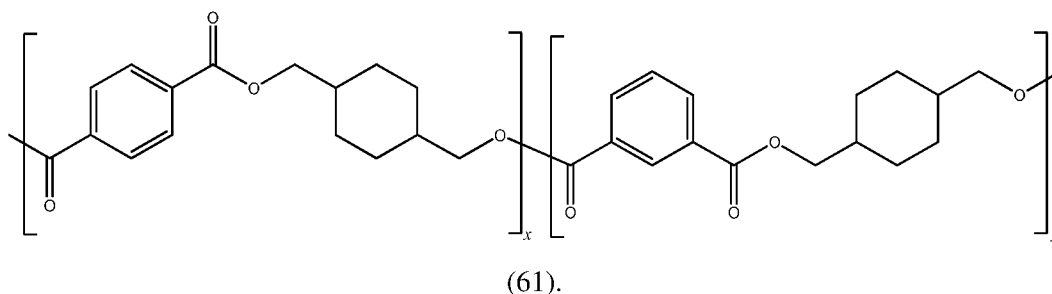


[0085] In certain embodiments, the polyester is poly(cyclohexylenedimethylene terephthalate) glycol (“PCTG”), or poly(ethylene terephthalate) glycol (“PETG”), both of which may be referred to as poly(ethylene terephthalate)-co-(1,4-cyclohexanedimethylene terephthalate). PCTG and PETG are copolyesters derived from terephthalic acid and the diols of ethylene glycol and cyclohexanedimethanol. PCTG and PETG copolyesters may have the formula (60):



The diol content of PCTG may be greater than 50 mol% cyclohexanedimethanol; and the diol content of PETG may be less than 50 mol% cyclohexanedimethanol. In certain embodiments, PCTG may have 80 mol% cyclohexanedimethanol diol content and 20 mol% ethylene glycol diol content. The PCTG may have a weight average molecular weight of 70,000 g/mol [ $\pm$  1,000 g/mol], measured using polystyrene standards. The PETG may have a weight average molecular weight of 70,000 g/mol [ $\pm$  1,000 g/mol], measured using polystyrene standards.

**[0086]** In certain embodiments, the polyester is poly(1,4-cyclohexylenedimethylene terephthalate-co-isophthalate) ("PCTA"). PCTA copolyesters may have the formula (61):



**[0087]** Dicarboxylic acids (e.g., aliphatic dicarboxylic acids, alicyclic dicarboxylic acids, aromatic dicarboxylic acids, and combinations thereof) and diols (e.g., aliphatic diols, alicyclic diols, aromatic diols, and combinations thereof) can be used to prepare the polyesters. Chemical equivalents of dicarboxylic acids (e.g., anhydrides, acid chlorides, acid bromides, carboxylate salts, or esters) and chemical equivalents of diols (e.g., esters, specifically C<sub>1</sub>-C<sub>8</sub> esters such as acetate esters) may also be used to prepare the polyesters.

**[0088]** Aromatic dicarboxylic acids that can be used to prepare the polyesters include, but are not limited to, isophthalic acid, terephthalic acid, 1,2-di(p-carboxyphenyl)ethane, 4,4'-dicarboxydiphenyl ether, 4,4'-bisbenzoic acid, and the like, and 1,4- or 1,5-naphthalene dicarboxylic acids and the like. A combination of isophthalic acid and terephthalic acid can be used. The weight ratio of isophthalic acid to terephthalic acid may be, for example, 91:9 to 2:98, or 25:75 to 2:98. Dicarboxylic acids containing fused rings that can be used to

prepare the polyesters include, but are not limited to, 1,4-, 1,5-, and 2,6-naphthalenedicarboxylic acids. Exemplary cycloaliphatic dicarboxylic acids include, but are not limited to, decahydronaphthalene dicarboxylic acids, norbornene dicarboxylic acids, bicyclooctane dicarboxylic acids, and 1,4-cyclohexanedicarboxylic acids.

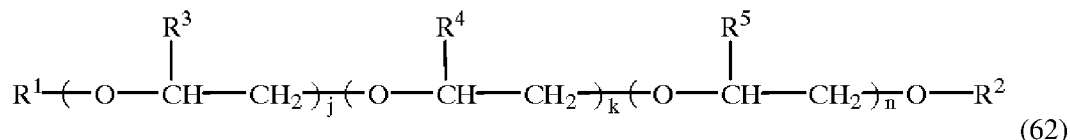
**[0089]** Aliphatic diols that can be used to prepare the polyesters include, but are not limited to, 1,2-ethylene glycol, 1,2- and 1,3-propylene glycol, 2,2-dimethyl-1,3-propane diol, 2-ethyl-2-methyl-1,3-propane diol, 1,3- and 1,5-pentane diol, dipropylene glycol, 2-methyl-1,5-pentane diol, 1,6-hexane diol, dimethanol decalin, dimethanol bicyclooctane, 1,4-cyclohexane dimethanol and its cis- and trans-isomers, triethylene glycol, 1,10-decane diol, and the like, and combinations thereof. The diol may be ethylene and/or 1,4-butylene diol. The diol may be 1,4-butylene diol. The diol may be ethylene glycol with small amounts (e.g., 0.5 to 5.0 percent) of diethylene glycol. Aromatic diols that can be used to prepare the polyesters include, but are not limited to, resorcinol, hydroquinone, pyrocatechol, 1,5-naphthalene diol, 2,6-naphthalene diol, 1,4-naphthalene diol, 4,4'-dihydroxybiphenyl, bis(4-hydroxyphenyl)ether, bis(4-hydroxyphenyl)sulfone, and the like, and combinations thereof.

**[0090]** The polyesters can be obtained by interfacial polymerization or melt-process condensation, by solution phase condensation, or by transesterification polymerization wherein, for example, a dialkyl ester such as dimethyl terephthalate can be transesterified with ethylene glycol using acid catalysis, to generate poly(ethylene terephthalate). It is possible to use a branched polyester in which a branching agent, for example, a glycol having three or more hydroxyl groups or a trifunctional or multifunctional carboxylic acid has been incorporated. Furthermore, it is sometimes desirable to have various concentrations of acid and hydroxyl end groups on the polyester, depending on the ultimate end use of the composition.

**[0091]** The compositions may include one or more hydroxyl-functionalized flow promoters.

**[0092]** The flow promoter may be an alkylene glycol. Suitable alkylene glycols include, but are not limited to, ethylene glycol, propylene glycol, and poly(alkylene glycol), such as polyethylene glycol, polypropylene glycol, poly(1,4-butylene) glycol, block or random poly(ethylene glycol)-co-(propylene glycol) copolymers, and combinations thereof.

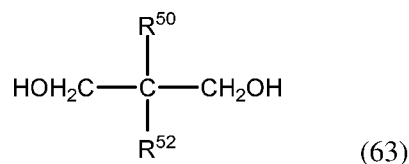
**[0093]** The poly(alkylene glycol) may have formula (62),



wherein  $R^1$  and  $R^2$  independently represent -H,  $-C_1-C_{22}$  alkyl,  $-COC_1-C_{21}$  alkyl, unsubstituted  $-C_6-C_{14}$  aryl (e.g., phenyl, naphthyl, and anthracenyl), alkyl-substituted  $-C_6-C_{14}$  aryl, or -tetrahydrofurfuryl;  $R^3$ ,  $R^4$ , and  $R^5$  each independently represent -H or  $-CH_3$ ; and  $j$ ,  $k$ , and  $n$  each independently represent an integer from 2 to 200.

[0094] The poly(alkylene glycol) may have a molecular weight ( $M_n$ ) of 1,500 to 2,500 g/mol, or 2,000 g/mol [ $\pm 1,000$  g/mol]. The poly(alkylene glycol) can have a number average molecular weight of greater than or equal to 1,000 g/mole, greater than or equal to 1,500 g/mole, greater than or equal to 2,000 g/mole, greater than or equal to 2,500 g/mole, greater than or equal to 3,000 g/mole, greater than or equal to 3,500 g/mole, greater than or equal to 4,000 g/mole, greater than or equal to 4,500 g/mole, greater than or equal to 5,000 g/mole, greater than or equal to 5,500 g/mole, greater than or equal to 6,000 g/mole, greater than or equal to 6,500 g/mole, greater than or equal to 7,000 g/mole, greater than or equal to 7,500 g/mole, greater than or equal to 8,000 g/mole, greater than or equal to 8,500 g/mole, greater than or equal to 9,000 g/mole, greater than or equal to 9,500 g/mole, or greater than or equal to 10,000 g/mole.

[0095] The flow promoter may be a polyhydric alcohol compound of formula (63):



wherein  $R^{50}$  is  $NH_2$  or  $CH_2OH$ ; and  $R^{52}$  is a  $C_1-C_{20}$  alkyl group, a  $C_3-C_{20}$  cycloalkyl group, a  $C_6-C_{20}$  aryl group, a  $C_1-C_{20}$  alkoxy group, or a  $C_6-C_{20}$  aryloxy group, wherein said alkyl, cycloalkyl, aryl, alkoxy, and aryloxy groups are each independently unsubstituted or substituted with one or more hydroxy groups. In certain embodiments, formula (63) includes at least three hydroxymethyl groups, or at least two hydroxymethyl groups and one amino group.

[0096] Exemplary compounds of formula (63) include, but are not limited to, 1,1-dimethylol-1-aminoethane (DAE), 1,1-dimethylol-1-aminopropane (DAP), tris(hydroxymethyl)aminomethane (THAM), 1,1,1-trimethylolpropane (TMP), 1,1,1-

trimethylolethane, pentaerythritol (PETOL), dipentaerythritol, tripentaerythritol, 1,1,1-trimethylol pentane, or any combination thereof.

**[0097]** In certain embodiments, the hydroxyl-functionalized flow promoter is ethylene glycol, propylene glycol, polyethylene glycol, polypropylene glycol, poly(1,4-butylene) glycol, block or random poly (ethylene glycol)-co-(propylene glycol) copolymer, tri(hydroxymethyl)aminomethan ("THAM"), sorbitol, sucrose, fructose, glucose, glycerol monostearate ("GMS"), glycerol tristearate ("GTS"), or a combination thereof.

**[0098]** In certain embodiments, the hydroxyl-functionalized flow promoter is a hydroxyl-functionalized aromatic compound. The hydroxyl-functionalized aromatic compound can be a mono-aryl (e.g., 1,4-di hydroxybenzene, or 2,2-bis(4-hydroxyphenyl)propane), a bis-aryl (e.g., BPA), or a hydroxyl functionalized oligo or poly-aryl moiety.

**[0099]** In certain embodiments, the hydroxyl-functionalized flow promoter is a polycarbonate (e.g., a polycarbonate produced by melt polymerization) having an aryl hydroxy end-group content of greater than or equal to 350 ppm, greater than or equal to 400 ppm, greater than or equal to 450 ppm, greater than or equal to 500 ppm, greater than or equal to 550 ppm, greater than or equal to 600 ppm, greater than or equal to 650 ppm, greater than or equal to 700 ppm, greater than or equal to 750 ppm, greater than or equal to 800 ppm, or greater than or equal to 850 ppm.

**[00100]** In certain embodiments, the hydroxyl-functionalized flow promoter is polyethylene glycol (PEG) having a weight average molecular weight of 3,350 g/mol [ $\pm$  1,000 g/mol]; PEG having a weight average molecular weight of 10,000 g/mol [ $\pm$  1,000 g/mol]; PEG having a weight average molecular weight of 35,000 g/mol [ $\pm$  1,000 g/mol]; or polypropylene glycol (PPG) having a weight average molecular weight of 2,000 g/mol [ $\pm$  1,000 g/mol].

**[00101]** The hydroxyl-functionalized flow promoters can be present in the compositions in an amount of 0.01 to 2% by weight, and preferably 0.05 to 1% based on total weight of the composition.

**[00102]** The compositions may comprise additional components, such as one or more additives. Suitable additives include, but are not limited to impact modifiers, UV stabilizers, colorants, flame retardants, heat stabilizers, plasticizers, lubricants, mold release agents, fillers, reinforcing agents, antioxidant agents, antistatic agents, blowing agents, anti-drip agents, and radiation stabilizers.

**[00103]** The blend compositions may have a combination of desired properties.

**[00104]** Melt viscosity (MV) of the blend compositions may be determined using ISO 11443 or ASTM D3835. Melt viscosity is a measurement of the rheological characteristics of a composition at temperatures and shear conditions common to processing equipment. A lower value for melt viscosity indicates that the composition flows easier. Melt viscosity may be determined at different temperatures (e.g., 260 °C, 280 °C, 300 °C, 316 °C, or 330 °C) and different shear rates (e.g., 1500 or 5000 second<sup>-1</sup>). Melt viscosities are typically determined by pressing a molten composition through a die while measuring the pressure drop over the complete or part of the die. Melt viscosities may be measured by, for example, a Kayeness Capillary viscometer (e.g., with a capillary length:diameter ratio of 20:1, a capillary diameter of 1.0 millimeter, a capillary entrance angle of 180 degrees, and a dwell time of 4 minutes). Melt viscosity may be reported in Pascal-seconds and the shear rate may be reported in reciprocal seconds. A melt viscosity measured at a shear rate of 5000 s<sup>-1</sup> may be referred to as a high shear melt viscosity value.

**[00105]** The blend compositions may have a melt viscosity of 50 MPa to 400 MPa, 50 MPa to 375 MPa, 50 MPa to 350 MPa, 50 MPa to 325 MPa, 50 MPa to 300 MPa, 50 MPa to 275 MPa, 50 MPa to 250 MPa, 50 MPa to 225 MPa, 50 MPa to 200 MPa, 50 MPa to 175 MPa, 50 MPa to 150 MPa, 100 MPa to 375 MPa, 100 MPa to 350 MPa, 100 MPa to 325 MPa, 100 MPa to 300 MPa, 100 MPa to 275 MPa, 100 MPa to 250 MPa, 100 MPa to 225 MPa, or 100 MPa to 200 MPa, measured in accordance with ISO 11443 at 300 °C at a shear rate of 1500 s<sup>-1</sup>, or measured in accordance with ISO 11443 at 316 °C at a shear rate of 5000 s<sup>-1</sup>.

**[00106]** Melt volume flow rate (often abbreviated MVR) of the blend compositions may be determined using ISO 1133 or ASTM D1238. MVR measures the volume of a composition extruded through an orifice at a prescribed temperature and load over a prescribed time period. The higher the MVR value of a polymer composition at a specific temperature, the greater the flow of that composition at that specific temperature.

**[00107]** MVR may be measured, for example, by packing a small amount of polymer composition into an extruder barrel of an extruder. The composition may be preheated for a specified amount of time at a particular temperature (the test temperature is usually set at or slightly above the melting region of the material being characterized). After preheating the composition, a particular weight (e.g., a 2.16 kg weight) may be introduced to a piston, which acts as the medium that causes extrusion of the molten polymer composition. The weight exerts a force on the piston and thereby the molten polymer composition, and the

molten composition flows through the dye wherein the displacement of the molten composition is measured in cubic centimeters per over time such as 10 minutes ( $\text{cm}^3/10 \text{ min}$ ).

**[00108]** The compositions may have a MVR of 2 to 300  $\text{cm}^3/10 \text{ min}$ , 2 to 200  $\text{cm}^3/10 \text{ min}$ , 2 to 100  $\text{cm}^3/10 \text{ min}$ , 10 to 300  $\text{cm}^3/10 \text{ min}$ , 20 to 300  $\text{cm}^3/10 \text{ min}$ , 30 to 300  $\text{cm}^3/10 \text{ min}$ , 40 to 300  $\text{cm}^3/10 \text{ min}$ , 50 to 300  $\text{cm}^3/10 \text{ min}$ , 60 to 300  $\text{cm}^3/10 \text{ min}$ , 70 to 300  $\text{cm}^3/10 \text{ min}$ , 80 to 300  $\text{cm}^3/10 \text{ min}$ , 90 to 300  $\text{cm}^3/10 \text{ min}$ , 100 to 300  $\text{cm}^3/10 \text{ min}$ , 50 to 200  $\text{cm}^3/10 \text{ min}$ , 75 to 175  $\text{cm}^3/10 \text{ min}$ , or 100 to 150  $\text{cm}^3/10 \text{ min}$ , using the ISO 1133 method, 2.16 kg load, 330 °C temperature, 360 second dwell.

**[00109]** Melt flow rate (often abbreviated MFR) of the blend compositions may be determined using ISO 1133 or ASTM D1238. MFR measures the mass of a composition extruded through an orifice at a prescribed temperature and load over a prescribed time period. The higher the MFR value of a polymer composition at a specific temperature, the greater the flow of that composition at that specific temperature.

**[00110]** The compositions may have a MFR of 2 to 500 g/10 min, 2 to 300 g/10 min, 2 to 200 g/10 min, 2 to 100 g/10 min, 10 to 500 g/10 min, 20 to 500 g/10 min, 30 to 500 g/10 min, 40 to 500 g/10 min, 50 to 500 g/10 min, 60 to 500 g/10 min, 70 to 500 g/10 min, 80 to 500 g/10 min, 90 to 500 g/10 min, 100 to 500 g/10 min, 50 to 300 g/10 min, 75 to 250 g/10 min, or 100 to 200 g/10 min, using the ISO 1133 method, 2.16 kg load, 330 °C temperature, 360 second dwell.

**[00111]** Glass transition temperature ( $T_g$ ) of the blended compositions may be determined using differential scanning calorimetry (DSC), for example, with a heating rate of 10 °C/minute and using the second heating curve for  $T_g$  determination.

**[00112]** The compositions may have glass transition temperatures ranging from 120 °C to 230 °C, 140 °C to 185 °C, 145 °C to 180 °C, 150 °C to 175 °C, 155 °C to 170 °C, or 160 °C to 165 °C. The compositions may have a glass transition temperature of 150 °C, 151 °C, 152 °C, 153 °C, 154 °C, 155 °C, 156 °C, 157 °C, 158 °C, 159 °C, 160 °C, 161 °C, 162 °C, 163 °C, 164 °C, 165 °C, 166 °C, 167 °C, 168 °C, 169 °C, 170 °C, 171 °C, 172 °C, 173 °C, 174 °C, or 175 °C.

**[00113]** Heat deflection temperature or heat distortion temperature (often abbreviated HDT) of the blended compositions may be determined according to ISO 75 or ASTM D648. HDT is a measure of heat resistance and is an indicator of the ability of a material to withstand deformation from heat over time. A higher HDT value indicates better heat resistance. Measurements may be performed on molded ISO bars (80×10×4 mm) preconditioned at 23 °C and 50% relative humidity for 48 hrs. The heating medium of the

HDT equipment may be mineral oil. Measurements may be performed in duplicate and the average value reported.

**[00114]** The compositions may have heat deflection temperatures ranging from 120 °C to 230 °C, 140 °C to 185 °C, 145 °C to 180 °C, 150 °C to 175 °C, 155 °C to 170 °C, or 160 °C to 165 °C, measured at 0.45 MPa stress or 1.8 MPa stress in accordance with ISO 75. The compositions may have a heat deflection temperature of 150 °C, 151 °C, 152 °C, 153 °C, 154 °C, 155 °C, 156 °C, 157 °C, 158 °C, 159 °C, 160 °C, 161 °C, 162 °C, 163 °C, 164 °C, 165 °C, 166 °C, 167 °C, 168 °C, 169 °C, 170 °C, 171 °C, 172 °C, 173 °C, 174 °C, or 175 °C, measured at 0.45 MPa stress or 1.8 MPa stress in accordance with ISO 75.

**[00115]** Vicat softening temperature may be determined according to ISO 306. Vicat softening temperature is a measure of the temperature at which a thermoplastic material starts to soften rapidly. Measurements may be performed using a heating rate of 120 °C/hour and a force of 50 Newtons (method B120). Test specimens of 10×10×4 mm may be cut from molded 80×10×4 mm ISO impact bars. Each test may be performed in duplicate and the average of the two results reported.

**[00116]** The compositions may have Vicat B120 softening temperatures ranging from 120 °C to 230 °C, 140 °C to 185 °C, 145 °C to 180 °C, 150 °C to 175 °C, 155 °C to 170 °C, or 160 °C to 165 °C, measured in accordance with ISO 306. The compositions may have a Vicat B120 softening temperature of 150 °C, 151 °C, 152 °C, 153 °C, 154 °C, 155 °C, 156 °C, 157 °C, 158 °C, 159 °C, 160 °C, 161 °C, 162 °C, 163 °C, 164 °C, 165 °C, 166 °C, 167 °C, 168 °C, 169 °C, 170 °C, 171 °C, 172 °C, 173 °C, 174 °C, or 175 °C, measured in accordance with ISO 306.

**[00117]** Multiaxial impact testing (MAI) may be performed according to ISO 6603 or ASTM D3763. This procedure provides information on how a material behaves under multiaxial deformation conditions. The multiaxial impact value indicates the amount of energy the material absorbs during the test; a higher value generally indicates a better result. Impact properties that may be reported include Energy to Maximum Load, Energy to Failure, and Average Total Energy, all expressed in units of Joules. Ductility of tested parts may be expressed in percent (% D) based on whether the part fractured in a brittle or ductile manner.

**[00118]** Multiaxial impact may be measured using injection molded plaques (e.g., disks 3.2 mm thick and 10 centimeters in diameter). The plaques may be prepared using standard molding conditions or abusive molding conditions. Standard molding conditions may refer to a barrel temperature of 580 °F and a residence time of 35 seconds.

Abusive molding conditions may refer to a barrel temperature of 580-620 °F and a residence time of 120 seconds. Abusive molding conditions may refer to conditions where the composition dwells in the molder barrel for an extended period of time and/or under elevated molding temperatures that may cause thermal degradation of one or more polymers in the composition. An apparatus, such as a Dynatup, may be used to evaluate multiaxial impact, and may have a tup of 10 mm, 12.5 mm, or 20 mm. The impact velocity may be 4.4 m/s. Measurements may be conducted at various temperatures (e.g., 23 °C, 0 °C, -30 °C).

**[00119]** The blend compositions may have an Energy to Maximum Load of 10 J to 250 J, 50 J to 200 J, or 100 J to 150 J, at 23 °C, 0 °C, or -30 °C, molded under standard molding conditions.

**[00120]** The blend compositions may have an Energy to Maximum Load of 10 J to 250 J, 50 J to 200 J, or 100 J to 150 J, at 23 °C, 0 °C, or -30 °C, molded under abusive molding conditions.

**[00121]** The blend compositions may have an Energy to Failure of 10 J to 250 J, 50 J to 200 J, or 100 J to 150 J, at 23 °C, 0 °C, or -30 °C, molded under standard molding conditions.

**[00122]** The blend compositions may have an Energy to Failure of 10 J to 250 J, 50 J to 200 J, or 100 J to 150 J, at 23 °C, 0 °C, or -30 °C, molded under abusive molding conditions.

**[00123]** The blend compositions may have an Average Total Energy of 10 J to 250 J, 50 J to 200 J, or 100 J to 150 J, at 23 °C, 0 °C, or -30 °C, molded under standard molding conditions.

**[00124]** The blend compositions may have an Average Total Energy of 10 J to 250 J, 50 J to 200 J, or 100 J to 150 J, at 23 °C, 0 °C, or -30 °C, molded under abusive molding conditions.

**[00125]** The blend compositions may possess a ductility of greater than or equal to 50%, greater than or equal to 55%, greater than or equal to 60%, greater than or equal to 65%, greater than or equal to 70%, greater than or equal to 75%, greater than or equal to 80%, greater than or equal to 85%, greater than or equal to 90%, greater than or equal to 95%, or 100% in a notched izod impact test at -20 °C, -15 °C, -10 °C, 0 °C, 5 °C, 10 °C, 15 °C, 20 °C, 23 °C, 25 °C, 30 °C, or 35 °C at a thickness of 3.2 mm according to ASTM D3763.

**[00126]** The blend compositions may have a notched izod impact (NII). A higher NII value indicates better impact strength. The polycarbonate compositions may have

a notched izod impact strength (NII) of greater than or equal to 5 kJ/m<sup>2</sup>, greater than or equal to 10 kJ/m<sup>2</sup>, greater than or equal to 15 kJ/m<sup>2</sup>, greater than or equal to 20 kJ/m<sup>2</sup>, greater than or equal to 25 kJ/m<sup>2</sup>, greater than or equal to 30 kJ/m<sup>2</sup>, greater than or equal to 35 kJ/m<sup>2</sup>, greater than or equal to 40 kJ/m<sup>2</sup>, greater than or equal to 45 kJ/m<sup>2</sup>, greater than or equal to 50 kJ/m<sup>2</sup>, greater than or equal to 55 kJ/m<sup>2</sup>, or greater than or equal to 60 kJ/m<sup>2</sup>, measured at 23 °C, 0 °C, or -30 °C according to ISO 180.

**[00127]** Metallization may be performed on molded parts (e.g., 1.5 mm or 3 mm thick) using a physical vapor deposition (PVD) process. This process deposits a 100 – 150 nm thick aluminum layer onto one side of the molded part under vacuum, followed by a protective plasma-deposited siloxane hard-coat of 50 nm.

**[00128]** To determine haze onset temperatures, three metallized parts may be placed in a calibrated air convection oven for 1.5 hrs. If no haze is observed, the oven temperature may be increased by 2 °C and the parts replaced with three fresh parts to avoid artifacts of in-situ annealing. Oven temperatures at which metallized parts are hazed may be recorded as haze onset temperatures. The parts used in the haze onset measurements may be dynatup parts (0.125" thickness) vacuum-metallized on one side (~80 nm thickness aluminum coating). The parts may be conditioned for the experiments by immediately placing the freshly metallized parts in sealed bags, and conditioned at 25 °C/50% relative humidity (RH) for 5 and 10 days prior to haze onset tests, while some parts may be kept unconditioned.

**[00129]** A metallized 1.5 mm thick or 3 mm thick sample (e.g., plaque) of the blend composition may have a haze onset temperature of greater than or equal to 130 °C, greater than or equal to 135 °C, greater than or equal to 140 °C, greater than or equal to 145 °C, greater than or equal to 150 °C, greater than or equal to 155 °C, greater than or equal to 160 °C, greater than or equal to 165 °C, greater than or equal to 170 °C, or greater than or equal to 175 °C.

**[00130]** Adhesion of a metal layer to a molded article comprising the blend compositions can be evaluated using the cross-hatch adhesion test method (ASTM 3359/ISO 2409). A GT0 rating is considered the best. To conduct the test, a lattice pattern of scratches may be scratched onto a metallized plaque by first making 6 parallel cuts with a cutting tool, and thereafter making another six cuts overlapping the original cuts at a 90 degree angle. These cuts result in a cross cut area of 25 squares being obtained. All loose material may then be removed with a brush. The lattice pattern may then be covered with tape (Tesa 4651). The tape may be removed quickly. The plaque is then ready for evaluation. The crosscut area may be evaluated and classified from GT0 to GT5 (excellent to poor).

**[00131]** A metallized sample of the blend composition may pass a cross-hatch adhesion test (ASTM D 3359, ISO 2409) with a GT0 metal adhesion rating. A metallized sample of the blend composition may pass a cross-hatch adhesion test (ASTM D 3359, ISO 2409) with a GT1 metal adhesion rating.

**[00132]** A metallized sample of the blend composition may pass a corrosion test. Corrosion testing may be performed via exposing metallized samples to a climate chamber at 40°C and 98% relative humidity as described in the DIN50017. The sample may be exposed for a time period of 120 hour or 240 hours. A metallized sample of the blend composition may exhibit 10% or less, 9% or less, 8% or less, 7% or less, 5% or less, 4% or less, 3% or less, 2% or less, 1% or less, or 0% corrosion when stored for 120 hours or 240 hours at 98% relative humidity at 40 °C, in accordance with DIN 50017.

**[00133]** Yellowness Index (YI) for laboratory scale samples may be determined using a HunterLab Color System. Yellowness Index (YI) may be measured according to ASTM D1925 on plaques of 3 mm thickness and on films of 0.2 mm thickness. Films can be prepared in a petri dish by casting from a solution of 1.1 grams of a polycarbonate in 10 ml chloroform. A molded sample of the polycarbonate blend composition can have a yellow index less than or equal to 15, less than or equal to 10, less than or equal to 5, less than or equal to 1, or 0, as measured according to ASTM D1925.

**[00134]** Metallized gloss measurements may be carried out using a BKY Gardner trigloss instrument. Measurements can be recorded at 20 degrees. To determine gloss before and after heat aging, 4 inch×4 inch (10.2 cm×10.2 cm) molded plaques may be tested before and after aging at 160 °C for 1 hour, for example. A metallized article prepared from the polycarbonate blend composition can have a gloss greater than or equal to 1000 units, greater than or equal to 1100 units, greater than or equal to 1200 units, greater than or equal to 1300 units, great than or equal to 1400 units, greater than or equal to 1500 units, greater than or equal to 1600 units, greater than or equal to 1700 units, greater than or equal to 1750 units, greater than or equal to 1800 units, greater than or equal to 1850 units, greater than or equal to 1900 units, greater than or equal to 1950 units, or 2000 units, measured at 20 degrees using a trigloss meter. A metallized article prepared from the polycarbonate blend composition can retain 80% or greater, 85% or greater, 90% or greater, 95% or greater, or 100% of its gloss after heat aging (e.g., heat aging at 150 °C for one hour, or 160 °C for one hour). A metallized article prepared from the polycarbonate blend composition can have a gloss greater than or equal to 1000 units, greater than or equal to 1500 units, greater than or equal to 1900 units, greater than or equal to 1950 units, or 2000 units, measured at 20 degrees

using a trigloss meter; and can retain 80% or greater, 85% or greater, 90% or greater, 95% or greater, or 100% of its gloss after heat aging (e.g., heat aging at 150 °C for one hour, or 160 °C for one hour).

**[00135]** Reflectivity of metallized parts may be determined. Reflectivity may be assessed using a spectrophotometer (e.g., an X-rite I-7 spectrophotometer) in reflection mode with specular light excluded (e.g., specular excluded mode using a 25 mm aperture according to ASTM D1003 using D65 illumination and a 10 degree observer angle). A mirror image has a high level of specular reflection. Hence when specular reflection is excluded from the measurement, a highly reflective, mirror like metallized surface will give low L\*. A decrease in mirror like reflectivity will give more diffuse light scattering and hence give a higher L\*.

**[00136]** A metallized sample of the blend composition may have high reflectivity. A metallized sample of the blend composition may have an L\* of 20 or less, 15 or less, or 10 or less, when measured in reflection mode with specular light excluded (e.g., specular excluded mode using a 25 mm aperture according to ASTM D1003 using D65 illumination and a 10 degree observer angle).

**[00137]** Shaped, formed, or molded articles comprising the polycarbonate compositions are also provided. The article may be a metallized article. The article may be metallized with, for example, chrome, nickel, or aluminum. The article may optionally include an intervening base coat between the molded article and the metal.

**[00138]** Articles that can be prepared using the polycarbonate compositions include, for example, automotive, aircraft, and watercraft exterior and interior components. Exemplary articles include, but are not limited to, instrument panels, overhead consoles, interior trim, center consoles, panels, quarter panels, rocker panels, trim, fenders, doors, deck lids, trunk lids, hoods, bonnets, roofs, bumpers, fascia, grilles, minor housings, pillar appliqué, cladding, body side moldings, wheel covers, hubcaps, door handles, spoilers, window frames, headlamp bezels, headlamps, tail lamps, tail lamp housings, tail lamp bezels, license plate enclosures, roof racks, circuit breakers, electrical and electronic housings, and running boards, or any combination thereof. In certain embodiments, the article is a metallized automotive bezel.

**[00139]** Exemplary articles include, for example, enclosures, housings, panels, and parts for outdoor vehicles and devices; enclosures for electrical and telecommunication devices; outdoor furniture; aircraft components; boats and marine equipment, including trim, enclosures, and housings; outboard motor housings; depth finder housings; personal water-

craft; jet-skis; pools; spas; hot tubs; steps; step coverings; building and construction applications such as glazing, roofs, windows, floors, decorative window furnishings or treatments; treated glass covers for pictures, paintings, posters, and like display items; wall panels, and doors; counter tops; protected graphics; outdoor and indoor signs; enclosures, housings, panels, and parts for automatic teller machines (ATM); computer; desk-top computer; portable computer; lap-top computer; hand held computer housings; monitor; printer; keyboards; FAX machine; copier; telephone; phone bezels; mobile phone; radio sender; radio receiver; enclosures, housings, panels, and parts for lawn and garden tractors, lawn mowers, and tools, including lawn and garden tools; window and door trim; sports equipment and toys; enclosures, housings, panels, and parts for snowmobiles; recreational vehicle panels and components; playground equipment; shoe laces; articles made from plastic-wood combinations; golf course markers; utility pit covers; light fixtures; lighting appliances; network interface device housings; transformer housings; air conditioner housings; cladding or seating for public transportation; cladding or seating for trains, subways, or buses; meter housings; antenna housings; cladding for satellite dishes; coated helmets and personal protective equipment; coated synthetic or natural textiles; coated painted articles; coated dyed articles; coated fluorescent articles; coated foam articles; and like applications.

**[00140]** The article can be an automotive bezel, an automobile headlamp lens (e.g., an outer headlamp lens or an inner headlamp lens), or a headlamp assembly comprising: a headlamp lens; a headlamp reflector; a bezel; and a housing. The headlamp assembly may further comprise a tungsten-halogen, a halogen infrared reflective, or a high-intensity discharge light source.

**[00141]** In certain embodiments, a surface of an article molded from the thermoplastic composition (via, e.g., injection molding) exhibits a gloss of greater than 95 units, measured at 20 degrees using a trigloss meter. In certain embodiments, when a surface of the molded article is metallized, the metallized surface has a gloss of greater than 1000 units, greater than 1100 units, greater than 1200 units, greater than 1300 units, greater than 1400 units, greater than 1500 units, greater than 1600 units, or greater than 1700 units, measured at 20 degrees using a trigloss meter. A base coat can be present between the article and the metallized surface, or the surface of the article can be directly metallized without a base coat.

**[00142]** The gloss of the molded articles may be further heat stable. For example, there is provided an article formed from the compositions (via, e.g., injection

molding), and having a metallized surface, wherein the metallized surface retains 80% or more, 85% or more, 90% or more, or 95% or more of its gloss after heat aging at 150° C for 1 hour, measured at 20 degrees using a trigloss meter. A base coat can be present between the article and the metallized surface, or the surface of the article can be directly metallized without a base coat.

**[00143]** There is also provided an article formed from the compositions (via, e.g., injection molding), and having a metallized surface, wherein the metallized surface retains 80% or more, 85% or more, 90% or more, or 95% or more of its gloss after heat aging at 160° C for 1 hour, measured at 20 degrees using a trigloss meter. A base coat can be present between the article and the metallized surface, or the surface of the article can be directly metallized without a base coat.

**[00144]** In certain embodiments, there is provided an article formed from the compositions, specifically a composition having up to 2 wt % of a particulate filler, or no filler, and having a metallized surface, wherein the metallized surface retains 80% or more, 85% or more, 90% or more, or 95% or more of its gloss after heat aging at 150° C for 1 hour, measured at 20 degrees using a tri gloss meter. An undercoat can be present between the article and the metallized surface, or a surface of the article can be directly metallized.

**[00145]** In certain embodiments, there is provided an article formed from the compositions, where the compositions include one or more additives such as, for example, antioxidants, flame retardants, heat stabilizers, light stabilizers, antistatic agents, colorants, and the like. An antioxidant stabilizer composition can be used, such as for example a hindered diol stabilizer, a thioester stabilizer, an amine stabilizer, a phosphite stabilizer, or a combination comprising at least one of the foregoing types of stabilizers.

**[00146]** The polycarbonate compositions may be molded into useful shaped articles by a variety of methods, such as injection molding, extrusion, rotational molding, compression molding, blow molding, sheet or film extrusion, profile extrusion, gas assist molding, structural foam molding, and thermoforming. Additional fabrication operations for preparing the articles include, but are not limited to, molding, in-mold decoration, baking in a paint oven, lamination, metallization, and/or thermoforming.

**[00147]** Various types of gates can be employed for preparing molded articles, such as for example, side gates, spoke gates, pin gates, submarine gates, film gates, disk gates, or any combination thereof.

**[00148]** The article may be produced by a manufacturing process. The process may include (a) providing a polycarbonate composition as disclosed herein; (b) melting the

composition, for example at 200-400 °C, 225-350 °C, or 270-300 °C in an extruder; (c) extruding the composition; and (d) isolating the composition. The article may be further produced by (e) drying the composition and (f) melt forming the composition.

**[00149]** A method of preparing a metallized article can include molding a composition into a predetermined mold dimensioned to a selected article as described above; and subjecting the molded article to a metallization process (e.g., vacuum deposition processes, vacuum sputtering processes, or a combination thereof). An exemplary method can include the general steps of an initial pump down on a molded article in a vacuum chamber; glow discharge/plasma clear; and metal deposition and application of a topcoat. Exemplary metals for metallization include, but are not limited to, chrome, nickel, and aluminum. The surface of the molded item can be cleaned and degreased before vapor deposition in order to increase adhesion. A base coat can optionally be applied before metallization, for example, to improve metal layer adhesion. In certain embodiments, the metallized article is manufactured without applying a base coat prior to metallization.

**[00150]** A method of preparing a metallized article can include molding an article and subsequently metallizing the article using a physical vapor deposition (PVD) metallization process. During the metallization process, high vacuum may be applied and the article treated with plasma to create a polar surface to enhance adhesion. Subsequent to plasma treatment, a metal (e.g., aluminum) can be vaporized to deposit a selected thickness (e.g., 100 nm to 150 nm) of metal layer onto the article surface. This step may be followed with applying a plasma-deposit siloxane hardcoat of selected thickness (e.g., 50 nm) to protect the metal layer against oxidation and scratches.

**[00151]** A method of preparing a metallized article can include mounting an article (e.g., on a rack) after molding and cleaning the article (e.g., with ionized air); positioning the article in a vacuum chamber; and metallizing the article under reduced pressure (e.g., using physical vapor deposition). After metallization, a protective transparent layer may be applied to the metallized article. For example, hexamethyldisiloxane (HMDS) or SiO<sub>x</sub> may be applied in the vacuum chamber, or a silicone hard coat may be applied outside the vacuum chamber. In certain embodiments, the metallization process includes the steps of forepumping, glow discharge, high vacuum pumping, coating (thermal coating in high vacuum), cool-down time, protective coating (glow discharge polymerization), venting, and charging.

**[00152]** A method of preparing a metallized article can include drying a molded article (e.g., in a circulating oven) at a selected temperature (e.g., 275 °F) and time

(e.g., 8 hours). The molded article can optionally be placed in a bag (e.g., ziplock bag) and heat sealed to minimize moisture uptake prior to metallization. The molded article can be placed on an open rack in a controlled environment at a selected temperature (e.g., 23 °C), and humidity (e.g., 50% relative humidity), and for a selected time (e.g., 1 to 5 days). The molded article may then be metallized (e.g., with evaporative metallization or sputtering). Evaporative metallization may include the process of having a metal resistively heated under deep vacuum that is subsequently allowed to cool onto exposed surfaces.

**[00153]** A method of preparing a metallized article can include providing an article into a vacuum chamber and pumping down the vacuum chamber (e.g., using a roughing pump to obtain a pressure of  $8 \times 10^{-2}$  mbar, following by a fine pump to achieve a pressure of  $1 \times 10^{-3}$  mbar). After the pump down, the pressure can be increased (e.g., to  $2.5 \times 10^{-2}$  mbar) by adding a selected gas (e.g., argon or an oxygen/argon mixture) into the chamber. A glow discharge plasma clean may be implemented (e.g., at 40kHz/3kW) to prepare the article surface for metallization. The chamber may then be pumped down to a suitable pressure (e.g.,  $1.3 \times 10^{-4}$ ) prior to metallization. Next, metal deposition (e.g., aluminum deposition) may be implemented for a suitable time (e.g., 1 minute) to apply a selected thickness of metal (e.g., 70 to 100 nm). Following evaporative deposition of the metal, the pressure can be increased in the vacuum chamber (e.g., to  $4 \times 10^{-2}$  mbar) in preparation for topcoat application (e.g., HMDS topcoat). The topcoat material (e.g., HDMS) may be introduced into the vacuum chamber to apply a protective layer (e.g., a 45 nm protective HMDS layer) under glow discharge conditions (e.g., for 180 min).

**[00154]** A method of preparing a metallized article can include an initial pump down (e.g., less than  $10^{-5}$  Mbar); glow discharge pretreatment (e.g., using air, pressure of  $10^{-1}$  Mbar, voltage 4Kv, time 1 minute); pump down (e.g., less than  $10^{-5}$  Mbar); thermal aluminum evaporation (e.g., in 1 minute); and plasil protective layer application under glow discharge (e.g., using air, pressure  $10^{-1}$  Mbar, voltage 4Kv, time 1 minute).

**[00155]** A method of preparing a metallized article can provide an article with a metal layer thickness of, for example, 10 nm to 300 nm, 50 nm to 200 nm, 75 nm to 175 nm, 100 to 150 nm, or 70 nm to 100 nm.

**[00156]** A topcoat (e.g., siloxane hard-coat) can be applied to a metallized article, the topcoat having a thickness of, for example, 5 nm to 150 nm, 10 nm to 100 nm, 30 nm to 75 nm, 40 nm to 60 nm, or 45 nm to 55 nm.

**[00157]** A wide variety of articles can be manufactured using the disclosed compositions, including components for lighting articles, particularly optical reflectors. The

optical reflectors can be used in automotive headlamps, headlamp bezels, headlight extensions and headlamp reflectors, for indoor illumination, for vehicle interior illumination, and the like.

**[00158]** In the manufacture of an optical reflector, the thermoplastic composition can be molded, an optional base coat can be applied to a surface of the article, followed by metallization of the surface. In certain embodiments, a base coat is not applied to a surface of the molded article prior to metallization. The surfaces of the molded items are smooth and good gloss can be obtained even by direct metal vapor deposition without treating the molded item with primer. Moreover, because the release properties of the molded item during injection molding are good, the surface properties of the molded item are superior without replication of mold unevenness.

**[00159]** The articles, in particular lighting articles, can have one or more of the following properties: very low mold shrinkage; good surface gloss even when metal layers are directly vapor deposited; no residue on the mold after long molding runs; and the vapor deposited surfaces do not become cloudy or have rainbow patterns even on heating of the vapor deposited surface. The articles further can have good heat stability.

**[00160]** The polycarbonate blend compositions preferably have one or more beneficial properties for the production of heat resistant articles (e.g., automotive bezels), and in particular, metallizable heat resistant articles. It has been unexpectedly found that the compositions disclosed herein can be prepared having a combination of thermal, mechanical, and rheological properties that exceed currently available technologies. In addition, the compositions can be used to prepare metallized articles to meet current design demands.

**[00161]** The polycarbonate blend compositions can include one or more high heat polycarbonates to enhance one or more of the thermal, mechanical, rheological, and metallization performance of the blend compositions. Exemplary high heat polycarbonates for inclusion in the blend compositions include polycarbonates derived from 2-phenyl-3,3-bis(4-hydroxyphenyl)phthalimidine (PPPBP) and Bisphenol A (BPA). The PPPBP-BPA copolymer may have endcaps derived from paracumyl phenol (PCP), for example.

**[00162]** The PPPBP-BPA copolymer may include 1 mol% to 50 mol% PPPBP, 10 mol% to 45 mol% PPPBP, 15 mol% to 40 mol% PPPBP, 20 mol% to 35 mol% PPPBP, 25 mol% to 40 mol% PPPBP, 25 mol% to 35 mol% PPPBP, 30 mol% to 35 mol% PPPBP, or 32 mol% to 33 mol% PPPBP.

**[00163]** The PPPBP-BPA copolymer may have a weight average molecular weight of 15,500 g/mol to 40,000 g/mol, 16,000 g/mol to 35,000 g/mol, 17,000 g/mol to

30,000 g/mol, 15,500 g/mol to 25,000 g/mol, 15,500 g/mol to 23,000 g/mol, 17,000 to 23,000 g/mol, or 17,000 g/mol to 20,000 g/mol. Weight average molecular weight can be determined by gel permeation chromatography (GPC) using BPA polycarbonate standards.

**[00164]** The PPPBP-BPA copolymers may have a polydispersity index (PDI) of 1.0 to 10.0, 2.0 to 7.0, or 2.0 to 3.0. In certain embodiments, the PPPBP-BPA copolymers have a PDI of 2.2 or 2.3.

**[00165]** The PPPBP-BPA copolymer may be present in the blend compositions in an amount ranging from 30 wt% to 95 wt%, 35 wt% to 95 wt%, 40 wt% to 95 wt%, 45 wt% to 95 wt%, 50 wt% to 95 wt%, 55 wt% to 95 wt%, 60 wt% to 95 wt%, 60 wt% to 90 wt%, 60 wt% to 85 wt%, or 60 wt% to 80 wt%, based on total weight of the composition.

**[00166]** In certain embodiments, the blend compositions include a PPPBP-BPA copolymer selected from the group consisting of: a paracumyl phenol (PCP) end-capped linear PPPBP-BPA copolymer having a weight average molecular weight of 23,000 g/mol [ $\pm$  1,000 g/mol]; a paracumyl phenol (PCP) end-capped linear PPPBP-BPA copolymer having a weight average molecular weight of 20,000 g/mol [ $\pm$  1,000 g/mol]; and a paracumyl phenol (PCP) end-capped linear PPPBP-BPA copolymer having a weight average molecular weight of 17,000 g/mol [ $\pm$  1,000 g/mol]; or any combination thereof; wherein the weight average molecular weight is as determined by gel permeation chromatography (GPC) using BPA polycarbonate standards. In certain embodiments, the PPPBP-BPA copolymers include 31 mol% to 35 mol% PPPBP content, or 32 mol% to 33 mol% PPPBP content.

**[00167]** The polycarbonate blend compositions can include one or more polycarbonates to enhance one or more of the thermal, mechanical, rheological, and metallization performance of the blend compositions. Exemplary polycarbonates for inclusion in the blend compositions include homopolycarbonates derived from Bisphenol A. The BPA polycarbonate may have endcaps derived from phenol, paracumyl phenol (PCP), or a combination thereof.

**[00168]** The BPA polycarbonate may have a weight average molecular weight of 17,000 g/mol to 40,000 g/mol, 17,000 g/mol to 35,000 g/mol, 17,000 g/mol to 30,000 g/mol, 17,000 g/mol to 25,000 g/mol, 17,000 g/mol to 23,000 g/mol, 17,000 to 22,000 g/mol, 18,000 g/mol to 22,000, 18,000 g/mol to 35,000 g/mol, 18,000 g/mol to 30,000 g/mol, 25,000 g/mol to 30,000 g/mol, 26,000 g/mol to 30,000 g/mol, 27,000 g/mol to 30,000 g/mol, 28,000 g/mol to 30,000 g/mol, or 29,000 g/mol to 30,000 g/mol. The BPA polycarbonate may have a weight average molecular weight of 18,200 g/mol, 18,800 g/mol, 21,800 g/mol, 21,900

g/mol, 29,900 g/mol, or 30,000 g/mol. Weight average molecular weight can be determined by gel permeation chromatography (GPC) using BPA polycarbonate standards.

**[00169]** The BPA polycarbonates may have a polydispersity index (PDI) of 1.0 to 10.0, 2.0 to 7.0, or 2.0 to 3.0. In certain embodiments, the BPA polycarbonates have a PDI of 2.2 or 2.3.

**[00170]** The BPA polycarbonate may be present in the blend compositions in an amount ranging from 1 wt% to 60 wt%, 3 wt% to 55 wt%, 5 wt% to 50 wt%, or 10 wt% to 35 wt%, based on total weight of the composition.

**[00171]** In certain embodiments, the blend compositions include a BPA polycarbonate selected from the group consisting of: a PCP end-capped linear BPA polycarbonate having a weight average molecular weight of 18,200 g/mol [ $\pm$  1,000 g/mol]; a PCP end-capped linear BPA polycarbonate having a weight average molecular weight of 18,800 g/mol [ $\pm$  1,000 g/mol]; a phenol end-capped linear BPA polycarbonate having a weight average molecular weight of 21,800 g/mol [ $\pm$  1,000 g/mol]; a PCP end-capped linear BPA polycarbonate having a weight average molecular weight of 21,900 g/mol [ $\pm$  1,000 g/mol]; a PCP end-capped linear BPA polycarbonate having a weight average molecular weight of 29,900 g/mol [ $\pm$  1,000 g/mol]; and a phenol end-capped linear BPA polycarbonate having a weight average molecular weight of 30,000 g/mol [ $\pm$  1,000 g/mol]; or any combination thereof; wherein the weight average molecular weight is as determined by gel permeation chromatography (GPC) using BPA polycarbonate standards.

**[00172]** The polycarbonate blend compositions can include one or more polysiloxane-polycarbonate copolymers to enhance one or more of the thermal, mechanical, rheological, and metallization performance of the blend compositions. Exemplary polysiloxane-polycarbonate copolymers for inclusion in the blend compositions include polycarbonates comprising polydimethylsiloxane units, and more specifically, polycarbonates including polydimethylsiloxane units and units derived from BPA. The polysiloxane-polycarbonate copolymers may have endcaps derived from paracumyl phenol (PCP), for example.

**[00173]** The polysiloxane-polycarbonate copolymer, such as a polydimethylsiloxane-polycarbonate copolymer, may include 1 wt% to 35 wt% siloxane content (e.g., polydimethylsiloxane content), 2 wt% to 30 wt% siloxane content, 5 wt% to 25 wt% siloxane content, or 6 wt% to 20 wt% siloxane content. The polysiloxane-polycarbonate copolymer may include 6 wt% siloxane content. The polysiloxane-polycarbonate copolymer

may include 20 wt% siloxane content. Siloxane content may refer to polydimethylsiloxane content.

**[00174]** The polysiloxane-polycarbonate copolymer may have a weight average molecular weight of 18,000 g/mol to 40,000 g/mol, 20,000 g/mol to 35,000 g/mol, or 23,000 g/mol to 30,000 g/mol. The polysiloxane-polycarbonate copolymer may have a weight average molecular weight of 23,000 g/mol [ $\pm$  1,000 g/mol], or 30,000 g/mol [ $\pm$  1,000 g/mol]. Weight average molecular weight can be determined by gel permeation chromatography (GPC) using BPA polycarbonate standards.

**[00175]** The polysiloxane-polycarbonate copolymer may have a polysiloxane average block length of 30 to 100 units. The polysiloxane-polycarbonate copolymer may have a polysiloxane average block length of 40 to 60 units. The polysiloxane-polycarbonate copolymer may have a polysiloxane average block length of 45 units.

**[00176]** The polysiloxane-polycarbonate copolymer, such as a polydimethylsiloxane-polycarbonate copolymer, may be present in the blend compositions in an amount ranging from 1 wt% to 60 wt%, 5 wt% to 55 wt%, or 10 wt% to 35 wt%, based on total weight of the composition.

**[00177]** In certain embodiments, the blend compositions include a polysiloxane-polycarbonate copolymer selected from the group consisting of: a PCP end-capped BPA polycarbonate-polydimethylsiloxane copolymer comprising 20 wt% siloxane, having an average polydimethylsiloxane block length of 45 units, and having a weight average molecular weight of 30,000 g/mol [ $\pm$  1,000 g/mol]; and a PCP end-capped BPA polycarbonate-polydimethylsiloxane copolymer comprising 6 wt% siloxane, having an average polydimethylsiloxane block length of 45 units, and having a weight average molecular weight of 23,000 g/mol [ $\pm$  1,000 g/mol]; or a combination thereof; wherein the weight average molecular weight is as determined by gel permeation chromatography (GPC) using BPA polycarbonate standards.

**[00178]** The polycarbonate blend compositions can include one or more polyesters to enhance one or more of the thermal, mechanical, rheological, and metallization performance of the blend compositions. Exemplary polyesters for inclusion in the blend compositions include poly(ethylene terephthalate) ("PET"); poly(1,4-butylene terephthalate) ("PBT"); poly(ethylene naphthanoate) ("PEN"); poly(butylene naphthanoate) ("PBN"); poly(propylene terephthalate) ("PPT"); poly(1,4-cyclohexylenedimethylene) terephthalate ("PCT"); poly(1,4-cyclohexylenedimethylene 1,4-cyclohexanedicarboxylate) ("PCCD"); poly(cyclohexylenedimethylene terephthalate) glycol ("PCTG"); poly(ethylene terephthalate)

glycol ("PETG"); and poly(1,4-cyclohexylenedimethylene terephthalate-co-isophthalate) ("PCTA"); or any combination thereof.

**[00179]** The polyester can have an intrinsic viscosity, as determined in chloroform at 25° C., of 0.3 to 1.5 deciliters per gram (dl/gm), specifically 0.45 to 1.2 dl/gm.

**[00180]** The polyester can have a weight average molecular weight of 10,000 g/mol to 200,000 g/mol, or 20,000 g/mol to 100,000 g/mol, as measured by gel permeation chromatography (GPC).

**[00181]** The polyester may be present in the blend compositions in an amount ranging from 0.05 wt % to 15 wt%, 0.1 wt% to 15 wt%, 0.5 wt% to 15 wt%, 1 wt% to 15 wt%, 1 wt% to 10 wt%, or 3 wt% to 10 wt%, based on total weight of the composition.

**[00182]** In certain embodiments, the blend compositions include a polyester selected from the group consisting of: poly(1,4-butylene terephthalate); poly(1,4-butylene terephthalate); poly(1,2-ethylene terephthalate); poly(1,4-cyclohexylenedimethylene 1,4-cyclohexandicarboxylate); and poly(cyclohexylenedimethylene terephthalate) glycol; or any combination thereof.

**[00183]** In certain embodiments, the blend compositions include a polyester selected from the group consisting of: poly(1,4-butylene terephthalate) having an intrinsic viscosity (IV) of 1.1 dl/g, and a carboxylic acid (COOH) end group content of 38 meq/Kg COOH; poly(1,4-butylene terephthalate) having an intrinsic viscosity (IV) of 0.66 dl/g, and a carboxylic acid (COOH) end group content of 17 meq/Kg COOH; poly(1,2-ethylene terephthalate) having an intrinsic viscosity (IV) of 0.54 dl/g, and a carboxylic acid (COOH) end group content of 20 meq/Kg COOH; poly(1,4-cyclohexylenedimethylene 1,4-cyclohexandicarboxylate); and poly(cyclohexylenedimethylene terephthalate) glycol; or any combination thereof.

**[00184]** The polycarbonate blend compositions can include one or more hydroxyl-functionalized flow promoters to enhance one or more of the thermal, mechanical, rheological, and metallization performance of the blend compositions. Exemplary flow promoters for inclusion in the blend compositions include ethylene glycol; propylene glycol; polyethylene glycol; polypropylene glycol; tri(hydroxymethyl)aminomethan ("THAM"); glycerol monostearate ("GMS"); octadecanoic acid, 1,2,3-propanetriyl ester (glycerol tristearate) ("GTS"); or any combination thereof.

**[00185]** The polyalkylene glycol flow promoters (e.g., PEG, PPG) can have a weight average molecular weight of 1,000 g/mol to 100,000 g/mol, 2,000 g/mol to 50,000

g/mol, or 2,000 g/mol to 35,000 g/mol, as measured by gel permeation chromatography (GPC).

**[00186]** The hydroxyl-functionalized flow promoters may be present in the blend compositions in an amount ranging from 0.05 wt % to 5 wt%, or 0.1 wt% to 2 wt%, based on total weight of the composition.

**[00187]** In certain embodiments, the blend compositions include a hydroxyl-functionalized flow promoter selected from the group consisting of: ethylene glycol; polyethylene glycol (PEG) having a weight average molecular weight of 3,350 g/mol [ $\pm$  1,000 g/mol]; PEG having a weight average molecular weight of 10,000 g/mol [ $\pm$  1,000 g/mol]; PEG having a weight average molecular weight of 35,000 g/mol [ $\pm$  1,000 g/mol]; polypropylene glycol (PPG) having a weight average molecular weight of 2,000 g/mol [ $\pm$  1,000 g/mol]; tri(hydroxymethyl)-aminomethane; glycerol monostearate; and glycerol tristearate; or any combination thereof

**[00188]** The polycarbonate blend compositions can include one or more additives. Exemplary additives for inclusion in the blend compositions include, for example, pentaerythritol tetrastearate (PETS), pentaerythritol tetrakis-(3-dodecylthiopropionate) (SEENOX 412S), tetrakis(2,4-di-tert-butylphenyl)[1,1-biphenyl]-4,4'-diylbisphosphonite (PEPQ), monozinc phosphate (MZP), phosphoric acid, hydroxyl octaphenyl benzotriazole, and any combination thereof.

**[00189]** In certain embodiments, the blend compositions include PETS, a phosphite stabilizer (e.g., Iragafos 168), and a hindered phenol (e.g., Iragafos 1076). In certain embodiments, the blend compositions include 0.27 wt% PETS, 0.08 wt% phosphite stabilizer (e.g., Iragafos 168), and 0.04 wt% hindered phenol (e.g., Iragafos 1076), based on total weight of the composition.

**[00190]** In certain embodiments, the blend compositions include PEPQ as an additive. The PEPQ can be present in the blend compositions in an amount ranging from 0.01 wt% to 1 wt%, 0.05 wt% to 0.5 wt%, or 0.1 wt% to 0.2 wt%, based on total weight of the composition.

**[00191]** In certain embodiments, the blend compositions include phosphoric acid as an additive. The  $H_3PO_4$  can be present in the blend compositions in an amount ranging from 0.01 to 0.2 wt%, based on total weight of the composition.

**[00192]** In certain embodiments, the blend compositions include MZP as an additive. The MZP can be present in the blend compositions in an amount ranging from 0.005 to 0.2 wt%, based on total weight of the composition.

**[00193]** In certain embodiments, the blend compositions include pentaerythrithol tetrakis-(3-dodecylthiopropionate as an additive. The pentaerythrithol tetrakis-(3-dodecylthiopropionate can be present in the blend compositions in an amount ranging from 0.005 to 0.2 wt%, based on total weight of the composition.

**[00194]** In certain embodiments, the blend compositions include hydroxyl octaphenyl benzotriazole as an additive. The hydroxyl octaphenyl benzotriazole can be present in the blend compositions in an amount ranging from 0.01 wt% to 1 wt%, 0.05 wt% to 0.5 wt%, or 0.1 wt% to 0.2 wt%, based on total weight of the composition.

### Examples

**[00195]** Physical testing (e.g., Vicat softening temperature, heat deflection temperature, melt volume flow rate, melt flow rate, melt viscosity, Izod notched impact, multiaxial impact) was performed according to ISO or ASTM standards. Unless specified to the contrary herein, all test standards are the most recent standard in effect at the time of filing this application.

**[00196]** Vicat B120 softening temperatures were measured according to ISO 306-2013.

**[00197]** Notched Izod Impact (NII) Strength is used to compare the impact resistances of plastic materials. Notched Izod impact strength was determined using a 3.2 mm (4 mm for ISO) thick, molded, notched Izod impact bar. It was determined per ASTM D256-2010 or ISO180-2000. The results are reported in Joules per meter (ASTM) or  $\text{kJ/m}^2$  (ISO). Tests were conducted at room temperature (23° C) and at low temperatures (0 °C and –30 °C).

**[00198]** Multiaxial impact energies were measured according to ASTM D3763-2010 or ISO 6603.

**[00199]** Heat deflection temperature (HDT) is a relative measure of a material's ability to perform for a short time at elevated temperatures while supporting a load. The test measures the effect of temperature on stiffness: a standard test specimen is given a defined surface stress and the temperature is raised at a uniform rate. HDT was determined as flatwise under 1.82 MPa or 0.45 MPa loading with 3.2 mm (4mm for ISO) thickness bar according to ASTM D648-2007 or ISO75-2013. Results are reported in °C.

**[00200]** Melt volume rate (MVR) was measured at 300°C/2.16 kg or 330°C/2.16 kg as per ASTM D 1238-2010 or ISO1133-2011. Melt viscosity (MV) was measured according to ISO11443 at a temperature of 300 °C or 316 °C and shear rate of 1500 or 5000  $\text{s}^{-1}$ .

**[00201]** Melt flow rate was measured according to ASTM D1238-2010 or ISO 1133-2011.

**[00202]** Differential scanning calorimetry (DSC) employing a temperature sweep rate of 20°C/min was used to determine glass transition temperatures.

**[00203]** Spiral flow test: The spiral flow length was measured under a molding temperature of 330°C, a mold temperature of 100°C, and an injection pressure of 300mm/s. The resulting molded parts had a thickness of 1 mm and a width of 15 mm.

**[00204]** Yellowness Index (YI) was measured using the ASTM D1925 test method on plaques of 3 mm thickness and on films of 0.2 mm thickness. Films were prepared in a petri dish by casting from a solution of 1.1 grams of a polycarbonate in 10 ml of chloroform.

**[00205]** Color data was acquired on an X-rite I-7 spectrophotometer in the range 360 nm to 750 nm. The reflection data was acquired in specular excluded mode using a 25 mm aperture according to ASTM D1003 using D65 illumination and a 10 degree observer angle. A mirror image has a high level of specular reflection. Hence when specular reflection is excluded from the measurement, a highly reflective, mirror like metallized surface will give low L\*. A decrease in mirror like reflectivity will give more diffuse light scattering and hence give a higher L\*.

**[00206]** Metallization was performed on molded parts from a film gate injection set-up having dimensions 60mm x 60mm and a thickness of either 3 mm or 1.5 mm using the physical vapor deposition (PVD) process. This process deposits a 100 – 150 nm thick aluminum layer onto one side of the molded part under vacuum, followed by a protective plasma-deposited siloxane hard-coat of 50 nm. The initial metallization performance was assessed by 2 well-trained operators as acceptable (“OK”) or not acceptable (“NOK”). Metal adhesion was tested according to the ASTM3359/ISO2409 method using a tape (Scotch 898) pull test on a metallized surface inscribed with a crosshatch, using a rating system with GT0 indicating no delamination and GT5 indicating 100% delamination. Corrosion testing was performed via exposing metallized samples to a climate chamber at 40°C and 98% relative humidity as described in the DIN50017 procedure. Haze onset was determined as the highest temperature at which no visual defects appear after 1 hour of heat aging in an air circulating oven, exposing all sides of the sample (symmetric heating).

**[00207]** Haze measurements were performed on rectangular injection molded plaques having dimensions of 6"L×2.5"W×0.125"T according to ASTM D1003.

**[00208]** Transmittance was measured according to ASTM D1003, and defined in the following formula as:  $\%T = (I/I_0) \times 100\%$ ; wherein:  $I$  = intensity of the light passing through the test sample; and  $I_0$  = Intensity of incident light.

**[00209]** Molecular weight determinations were performed using gel permeation chromatography (GPC), using a cross-linked styrene-divinylbenzene column and calibrated to bisphenol-A polycarbonate standards using a UV-VIS detector set at 254 nm. Samples were prepared at a concentration of 1 mg/ml, and eluted at a flow rate of 1.0 ml/min.

**[00210]** Table 1 summarizes the exemplary materials components of the polycarbonate blend compositions. The listed copolymers and polycarbonate resins were prepared by methods known in the art. All other chemical entities were purchased from the commercial sources listed.

Table 1

PPPBP-PC-1	PPPBP (N-Phenylphenolphthaleinylbisphenol, 2,2-Bis(4-hydro) – Bisphenol A Copolymer, 32 mol % PPPBP, Mw 23,000 g/mol [ $\pm$ 1,000 g/mol], interfacial polymerization, PCP end-capped, PDI = 2-3	SABIC Innovative Plastics (“SABIC-IP”)
PPPBP-PC-2	PPPBP (N-Phenylphenolphthaleinylbisphenol, 2,2-Bis(4-hydro) – Bisphenol a Copolymer, 32 mol % PPPBP, Mw 19,900 g/mol [ $\pm$ 1,000 g/mol], interfacial polymerization, PCP end-capped, PDI = 2-3	SABIC-IP
PPPBP-PC-3	PPPBP (N-Phenylphenolphthaleinylbisphenol, 2,2-Bis(4-hydro) – Bisphenol A Copolymer, 32 mol % PPPBP, Mw 17,300 g/mol [ $\pm$ 1,000 g/mol], interfacial polymerization, PCP end-capped, PDI = 2-3	SABIC-IP
PPPBP-PC-4	PPPBP (N-Phenylphenolphthaleinylbisphenol, 2,2-Bis(4-hydro) – Bisphenol A Copolymer, 18 mol % PPPBP, Mw 23,000 g/mol [ $\pm$ 1,000 g/mol], interfacial polymerization, PCP end-capped, PDI = 2-3	SABIC-IP
PC-1	Linear Bisphenol A Polycarbonate, produced via interfacial polymerization, Mw 30,000 g/mol [ $\pm$ 1,000 g/mol], as determined by GPC using polycarbonate standards, phenol end-capped, PDI = 2-3	SABIC-IP
PC-2	Linear Bisphenol A Polycarbonate, produced via interfacial polymerization, Mw 21,800 g/mol [ $\pm$ 1,000 g/mol], as determined by GPC using polycarbonate standards, phenol end-capped, PDI = 2-3	SABIC-IP
PC-3	Linear Bisphenol A Polycarbonate, produced via interfacial polymerization, Mw 18,800 g/mol [ $\pm$ 1,000 g/mol], as determined by GPC using polycarbonate standards, para-cumylphenyl (PCP) end-capped, PDI = 2-3	SABIC-IP
PC-4	Linear Bisphenol A Polycarbonate produced by interfacial polymerization, Mw 29,900 g/mol [ $\pm$ 1,000 g/mol], as determined by GPC using polycarbonate standards, PCP end-capped, PDI = 2-3	SABIC-IP
PC-5	Linear Bisphenol A polycarbonate produced by interfacial polymerization, Mw 21,900 g/mol [ $\pm$ 1,000 g/mol], as determined by GPC using polycarbonate standards, PCP end-capped, PDI = 2-3	SABIC-IP
PC-6	Linear Bisphenol A polycarbonate produced by interfacial polymerization, Mw 18,200 g/mol [ $\pm$ 1,000 g/mol], as	SABIC-IP

	determined by GPC using polycarbonate standards, PCP end-capped, PDI = 2-3	
PC-7	Linear Bisphenol A polycarbonate produced by melt polymerization, Mw 21,700 g/mol [ $\pm$ 1,000 g/mol], as determined by GPC using polycarbonate standards, PDI = 2-3	SABIC-IP
PC-8	Bisphenol A/1,1-bis-(4-hydroxyphenyl)-3,3,5-trimethylcyclohexane copolycarbonate resin (Apec 1895/7 grade) having a melt a melt volume rate of 18 g/10 min when measured according to ISO 1133, 330 °C, 2.16kg load	Bayer Material Science
PC-Si-1	PDMS (polydimethylsiloxane) – Bisphenol A Polycarbonate copolymer, produced via interfacial polymerization, 6 wt% siloxane, average PDMS block length of 45 units (D45), Mw 23,000 g/mol [ $\pm$ 1,000 g/mol], as determined by GPC using polycarbonate standards, para-cumylphenol (PCP) end-capped, PDI = 2-3	SABIC-IP
PC-Si-2	PDMS (polydimethylsiloxane) – Bisphenol A Polycarbonate copolymer, produced via interfacial polymerization, 20 wt% siloxane, average PDMS block length of 45 units (D45), Mw 30,000 g/mol [ $\pm$ 1,000 g/mol], as determined by GPC using polycarbonate standards, para-cumylphenol (PCP) end-capped, PDI = 2-3	SABIC-IP
PETS	Pentaerythritol Tetrastearate	LONZA
PBT-1	Polybutylene terephthalate produced via polymerization of dimethyl terephthalate (DMT) and butanediol (BDO), with intrinsic viscosity (IV) of 0.66 dl/g, and carboxylic acid (COOH) end group content of 17 meq/Kg COOH	SABIC-IP
PET-1	Polyethylene Terephthalate with intrinsic viscosity (IV) of 0.535 dl/g, carboxylic acid (COOH) end group content of 20 meq/Kg COOH, and diethylene glycol (DEG) content of 0.8%	AKRA
Seenox 412S	Pentaerythritol tetrakis-(3-dodecylthiopropionate)	HARUNO SANGYO KAISHA
PCCD	Poly(1,4-cyclohexane-dimethanol-1,4-cyclohexanedicarboxylate)	EASTMAN CHEMICAL
PCTG	Poly(cyclohexanedimethylene terephthalate)-co-poly(ethylene terephthalate)	EASTMAN CHEMICAL
PEPQ	Tetrakis(2,4-di-tert-butylphenyl)[1,1-biphenyl]-4,4'diylbisphosphonite	CLARIANT
MZP	Monozinc phosphate	GALLARD SCHLESINGER
PDMS	Polydimethylsiloxane oil, M1000 (1000 cps)	MOMENTIVE
PMPS	Polymethylphenylsiloxane oil, PN200	MOMENTIVE
EG	Ethylene glycol; 1,2-Ethandiol	MERCK
PEG-1	Poly(ethylene glycol) - Mw of 3,350 g/mol	CLARIANT
PEG-2	Poly(ethylene glycol) - Mw of 10,000 g/mol	FISHER
PEG-3	Poly(ethylene glycol) - Mw of 35,000 g/mol	FISHER
PPG	Poly(propylene glycol) - Mw of 2,000 g/mol	FISHER
THAM	Tris(hydroxymethyl)-aminomethane	ANGUS CHEMIE
GMS	Glycerol Monostearate (Rikemal S100A)	RIKEN VITAMIN CO., LTD
GTS	Octadecanoic acid, 1,2,3-propanetriyl ester (glycerol tristearate)	EMERY OLEOCHEMICALS GMBH
Kane Ace MR02	Siloxane-Acrylic ester copolymer	KANEKA
ABS	Acrylonitrile-butadiene-styrene graft copolymer	SABIC-IP
MBS	Methylmethacrylate Butadiene shell-core copolymer	DOW / ROHM

		AND HAAS
SAN	Styrene-Acrylonitrile copolymer	SABIC-IP / DOW
Bulk ABS	Styrene-Acrylonitrile copolymer	SABIC-IP
Phosphite stabilizer	Tris(di-t-butylphenyl)phosphite	BASF
PETS SEU	Palmitic/Stearic Acid (50/50) ester of dipenta/pentaerythritol	EMERY OLEOHEMICALS GMBH
Hindered Phenol	Octadecyl 3-(3,5-di-tert-butyl-4-hydroxyphenyl)propionate	BASF
BPA	4,4'-(propane-2,2-diyl)diphenol	SABIC
UV stabilizer	Hydroxyl octaphenyl benzotriazole	CYTEC
H <sub>3</sub> PO <sub>4</sub>	Phosphoric acid diluted in water	LABCHEM / FISHER SCIENTIFIC

**[00211]** Unless stated otherwise, the compositions were made by the following procedures. All solid additives (e.g., stabilizers, colorants, solid flame retardants) were dry blended off-line as concentrates using one of the primary polymer powders as a carrier and starve-fed via gravimetric feeder(s) into the feed throat of the extruder. The remaining polymer(s) were starve-fed via gravimetric feeder(s) into the feed throat of the extruder as well.

**[00212]** Extrusion of all materials was performed on a 25 mm Werner-Pfleiderer ZAK twin-screw extruder (L/D ratio of 33/1) with a vacuum port located near the die face. The extruder has 9 zones, which were set at temperatures of 40 °C (feed zone), 200 °C (zone 1), 250 °C (zone 2), 270 °C (zone 3), and 280-300 °C (zone 4 to 8). Screw speed was 300 rpm and throughput was between 15 and 25 kg/hr.

**[00213]** The compositions were molded after drying at 135°C for 4 hours on a 45-ton Engel molding machine with 22 mm screw or 75-ton Engel molding machine with 30 mm screw operating at a temperature around 310°C with a mold temperature of 100°C.

**[00214]** Unless stated otherwise, the phrase “0.4 wt% additives” or a derivation thereof, as used in the following tables, refers to 0.27 wt% pentaerythritol tetrastearate (PETS) + 0.08 wt% phosphite stabilizer (e.g., Irgafos 168) + 0.04 wt% hindered phenol (e.g., Irgafos 1076).

**[00215]** Polyester flow aids were incorporated into polycarbonate blend compositions to lower viscosity and create high heat compositions that process more easily. The performance properties of these compositions are displayed in Table 2. The composition **4** containing PBT demonstrated the greatest increase in flow rates (MVR, MFR) and reduction in viscosity while also maintaining high impact strength.

Table 2

Composition	1	2	3	4	5	6
PPBBP-PC-1 (%)	63.75	63.75	63.75	63.75	63.75	63.75
PC-4 (%)	15.94	15.46	10.46	10.46	5.46	10.46
PC-5 (%)	19.92	19.92	19.92	19.92	19.92	
PC-6 (%)						24.0
PCCD (%)			5.0			
PBT-1 (%)				5.0		
PET-1 (%)					10.0	
PETS (%)	0.27	0.75	0.27	0.27	0.27	0.27
Phosphite Stab.; Irgafos 168 (%)	0.08	0.08	0.08	0.08	0.08	0.08
Hindered Phenol; Irgafos 1076 (%)	0.04	0.04	0.04	0.04	0.04	0.04
NII, 23°C (J/m)	132	113	94.2	83	74.3	100
Ductility (%)	0	0	0	0	0	0
MAI Total Energy (J)	71	75	61	74	67	68
Ductility (%)	100	100	100	100	100	100
MFR, 300°C, 2.16 kg (g/10 min)	12	13	19	28	24	19
MFR, 330°C, 2.16 kg (g/10 min)	35	36	55	134	75	56
Melt, vis 316°C, 5000s <sup>-1</sup> (Pa-s)	159	148	126	94	108	114
Tg (°C)	175	171	160	165	168	168

**[00216]** Further studies incorporating PBT and PET into blends containing PPPBP-PC-1 and PC-6 are displayed in Table 3. Compositions containing 2-5% PBT and 4-6% PET demonstrated improvements in flow and viscosity. However, these improvements were accompanied by a reduction in heat (Tg).

Table 3

Composition	7	8	9	10	11	12	13	14
PPBBP-PC-1 (%)	79.61	74.61	80	79.6	76.36	76.49	72.53	80
PC-6 (%)	20	20	14	16.64	20	14	20	14
PBT-1 (%)		5	5	2.3		5	1.97	
PET-1 (%)			0.61	1.07	3.25	4.12	5.11	5.61
PETS (%)	0.27	0.27	0.27	0.27	0.27	0.27	0.27	0.27
Phosphite Stab.; Irgafos 168 (%)	0.08	0.08	0.08	0.08	0.08	0.08	0.08	0.08
Hindered Phenol; Irgafos 1076 (%)	0.04	0.04	0.04	0.04	0.04	0.04	0.04	0.04
Melt density, 330°C, 2.17 kg (g/cm <sup>3</sup> )	1.18	1.18	1.18	1.18	1.18	1.18	1.18	1.18
MVR, 330°C, 2.16 kg, 360sec (cm <sup>3</sup> /10 min)	36	217	119	54.9	44.8	203	59.1	43.7
MFR, 330°C, 2.16 kg, 360sec (g/10 min)	42	256	140	65	53	240	70	52
Melt, vis 316°C, 5000s <sup>-1</sup> (Pa-s)	148	91	109	129	134	87	115	131
Tg (°C)	181	167	168	173	175	162	175	175

Table 3 (continued)

Composition	15	16	17	18	19	20	21
PPBBP-PC-1 (%)	72.06	75.47	76.03	71.82	72.33	65.1	68.31
PC-6 (%)	16.88	16.57	14	17.71	14.06	20	16.3
PBT-1 (%)	5	1.62	0	0.08	3.22	4.51	5
PET-1 (%)	5.67	5.95	9.58	10	10	10	10

Composition	15	16	17	18	19	20	21
PETS (%)	0.27	0.27	0.27	0.27	0.27	0.27	0.27
Phosphite Stab.; Irgafos 168 (%)	0.08	0.08	0.08	0.08	0.08	0.08	0.08
Hindered Phenol; Irgafos 1076 (%)	0.04	0.04	0.04	0.04	0.04	0.04	0.04
Melt density, 330 °C, 2.17 kg (g/cm <sup>3</sup> )	1.18	1.18	1.18	1.18	1.18	1.18	1.18
MVR, 330 °C, 2.16 kg, 360sec (cm <sup>3</sup> /10 min)	415	217	59.5	55.7	110	959	190
MFR, 330 °C, 2.16 kg, 360sec (g/10 min)	490	256	70	66	130	1132	224
Melt, vis 316 °C, 5000s <sup>-1</sup> (Pa-s)	84	99	118	135	109	67	95
Tg (°C)	170	167	168	175	175	175	163

[00217] Polycarbonate compositions that possess 5% or 7% of semicrystalline polyester PBT were prepared (Table 4, compositions **26**, **28**). These compositions possessed the best balance of flow and heat properties.

Table 4

Composition	22	23	24	25	26	27	28	29
PPPBP-PC-1 (%)	80	78	78	77	85	90	85	90
PC-6 (%)	20	14	16	14	10	5	8	3
PBT-1 (%)	0	3	1.1	3	5	5	7	7
PET-1 (%)	0	5	5	6	0	0	0	0
PETS (%)	0.27	0.27	0.27	0.27	0.27	0.27	0.27	0.27
Phosphite Stab.; Irgafos 168 (%)	0.08	0.08	0.08	0.08	0.08	0.08	0.08	0.08
Hindered Phenol; Irgafos 1076 (%)	0.04	0.04	0.04	0.04	0.04	0.04	0.04	0.04
HDT, 0.45 MPa, 3.2 mm (°C)	174	157	164	158	164	165	160	161
Energy to max load-avg (J)	58	44	53	62	47	45	56	52
Energy to failure-avg (J)	61	47	56	64	50	47	59	54
Energy, Total-avg (J)	61	47	56	64	50	47	59	54
Max Load-avg (kN)	6.9	5.7	6.5	6.7	5.8	5.7	6.6	5.8
Deflection at max load-avg (mm)	18	15	17	19	15	15	18	15
Ductility (%)	0	0	0	60	20	20	0	40
Melt density, 330 °C, 2.17 kg (g/cm <sup>3</sup> )	1.11	1.11	1.11	1.11	1.11	1.11	1.11	1.11
MVR, 330 °C, 2.16 kg, 360sec (cm <sup>3</sup> /10 min)	43.6	167	99.6	215	203	232	513	280
MFR, 330 °C, 2.16 kg, 360sec (g/10 min)	48	185	140	239	225	258	569	311
Melt, vis 316 °C, 5000s <sup>-1</sup> (Pa-s)	155	124	131	120	113	127	105	119
Tg (°C)	182	175	175	175	175	183	165	168

[00218] Table 5 shows that compositions **26** and **28** exhibited significantly increased melt flow rates and lowered melt viscosities. At the same time, **26** and **28** demonstrated a maintenance of heat capability (e.g., see their values for HDT and Tg).

[00219] These compositions were made by powder to pellet conversion and compounding of experimental samples using a single screw lab line, S2. All ingredients were

tumble-blended prior to compounding and fed using a single feeder to the extruder. The typical sample size for this extruder is 3 kg. Standard injection molding was done at 580 °F with 35 s cycle time. Abusive molding was done at 580 °F with 120 s cycle time.

Table 5

Composition	<b>1</b>	<b>26</b>	<b>28</b>
PPBPP-PC-1 (%)	63.75	85.00	85.00
PC-4 (%)	15.94		
PC-5 (%)	19.92		
PC-6 (%)		9.61	7.61
PBT-1 (%)		5.00	7.00
PETS (%)	0.27	0.27	0.27
Phosphite Stab.; Irgafos 168 (%)	0.08	0.08	0.08
Hindered Phenol; Irgafos 1076 (%)	0.04	0.04	0.04
<b>Impact</b>			
HDT, 0.45 MPa, 3.2 mm (°C)	165	164	160
Energy to max load-avg (J)	60	57	55.7
Energy to failure-avg (J)	62	58.1	58.9
MAI Energy, Total-avg (J)	62	58.4	59
Max Load-avg (kN)	7.2	5.8	6.6
Deflection at max load-avg (mm)	14	14.9	17.6
Ductility (%)	80	20	0
MFR, 330°C, 2.16kg, 360sec (g/10min)	35	225	250
Melt vis, 316°C, 5000s <sup>-1</sup> (Pa-s)	160	113	105
T <sub>g</sub> (°C)	175	175	165

**[00220]** Metallization data for **26** and **28** is summarized in Table 6. Metallized samples pass haze onset at thicknesses of 3.0 mm and 1.5 mm at temperatures up to 165 °C. Table 6 also displays that the compositions pass the cross-hatch adhesion test with the highest rating of GT0 at both thicknesses. In addition, both **26** and **28** pass the corrosion test in a humid environment for up to 10 days.

Table 6

Composition	<b>26</b>	<b>28</b>
<b>3.0 mm metallized plaques</b>		
Haze onset at 160 °C (P/F)	P	P
Haze onset at 165 °C (P/F)	P	P
Haze onset at 170 °C (P/F)	F	F
<b>Corrosion test</b>		
Cross hatch adhesion test (GT)	GT0	GT0
2 days at 98% humidity (P/F)	P	P
5 days at 98% humidity (P/F)	P	P
10 days at 98% humidity (P/F)	P	P
<b>1.5 mm metallized plaques</b>		
Haze onset at 160 °C (P/F)	P	P
Haze onset at 165 °C (P/F)	P	P
Haze onset at 170 °C (P/F)	F	F
<b>Corrosion test</b>		

Composition	26	28
Cross hatch adhesion test (GT)	GT0	GT0
2 days at 98% humidity (P/F)	P	P
5 days at 98% humidity (P/F)	P	P
10 days at 98% humidity (P/F)	P	P

**[00221]** Incorporation of the flow aid PBT with high temperature PC-8 was also investigated (Table 7), although this strategy to improve flow properties in this polycarbonate blend had limited success. Incorporation of PBT into the PC-8 blends lowered melt viscosity and improved melt flow rate with greater amounts of PBT. However, melt viscosities were higher than those observed for the corresponding PPPBP-PC-1 blends (Table 5), and heat capability is compromised significantly. Overall, the flow improvements demonstrated from modification of the PC-8 blend are much less pronounced than the improvements noted above in compositions **26** and **28**.

Table 7

Composition	30	31	32	33
PC-8 (%)	100	99	95	90
PBT-1 (%)		1.0	5.0	10.0
Melt Density, 330°C/2.17kg (g/cm <sup>3</sup> )	1.15	1.15	1.15	1.15
MVR, 330°C, 2.16kg, 360sec (cm <sup>3</sup> /10 min)	10.6	13.4	19.8	31
MFR, 330°C, 2.16kg, 360sec (g/10 min)	12	15	23	36
Melt vis @ 316°C, 5000s <sup>-1</sup> (Pa-s)	218	198	140	78
Tg (°C)	185	180	165	150
Parallel Plate Viscosity Change (%)	-8.8	-45	-65	-64

**[00222]** Table 8 shows PBT as a flow aid in blends with 68 wt% PPPBP-PC-1 and BPA polycarbonate produced by interfacial or melt polymerization. Melt viscosity is decreased similarly in blends with either interfacial or melt produced polycarbonate with the addition of 1.5% or 5% PBT. Heat deflection temperature is also similar with both types of polycarbonate in the corresponding blends with PBT, and notched Izod impact values are maintained in all blends.

Table 8

Composition	34	35	36	37
PPPBP-PC-1 (%)	68	68	68	68
PC-2 (%)	30	27		
PC-7 (%)			30	27
PBT-1, milled (%)	1.5	5	1.5	5
Additives (%)	0.4	0.4	0.4	0.4

Composition	34	35	36	37
HDT, 0.45 MPa/Flat (°C)	161	153	161	152
HDT, 1.8 MPa/Flat (°C)	148	140	148	139
Melt vis, 300°C, 1500s <sup>-1</sup> (Pa-s)	326	261	316	250
Melt vis, 300°C, 5000s <sup>-1</sup> (Pa-s)	152	125	146	124
NII, 23°C, 3mm (kJ/m <sup>2</sup> ), 5.5 J Pendulum	9	8	8	8

Melt Viscosity was measured according to ISO11443; HDT was measured according to ISO75; NII was measured according to ISO180.

**[00223]** The balance between flow and impact properties of PPPBP-PC containing compositions were significantly improved by the addition of polysiloxane-polycarbonate copolymers. In addition, these improved compositions showed no loss in aesthetics, metallization properties, or heat. As such, compositions were obtained that have significantly improved impact performance properties at a given flow level, as show in in Tables 9-12.

**[00224]** Composition **40** including PPPBP-PC-1 and PC-Si-1, and composition **41** further including PC-3, both demonstrated similar visual appearance, crosshatch adhesion, and corrosion resistance compared to compositions including PPPBP-PC-1 and PC-1 and/or PC-2 (**38, 39**) (Table 9). Compositions **40** and **41** also have similar haze onset as compositions **38** and **39** at the same MVR level. These results demonstrate that inclusion of PC-siloxane copolymers in PPPBP-PC-1/PC blends does not have a negative effect on the metallization properties, while the flow/ impact balance is improved.

Table 9

Composition	38	39	40	41
PPPBP-PC-1 (%)	64	64	64	64
PC-1 (%)	16			
PC-2 (%)	20	36		
PC-3 (%)				18
PC-Si-1 (%)			36	18
MVR (cm <sup>3</sup> /10 min)	9	11	9	12
Visual appearance	OK	OK	OK	OK
Initial crosshatch (GT)	GT0	GT0	GT0	GT0
<b>Corrosion test</b>				
48 h visual	OK	OK	OK	OK
5 days visual	OK	OK	OK	OK
10 days visual	OK	OK	OK	OK
10 days corrosion	0%	0%	0%	0%
10 days crosshatch (GT)	GT0	GT0	GT0	GT0
<b>3.0 mm metallized plaques</b>				
Haze onset at 150 °C, 1h (P/F)	P	P	P	P
Haze onset at 155 °C, 1h (P/F)	P	P	P	P
Haze onset at 160 °C, 1h (P/F)	P	P	P	P
Haze onset at 165 °C, 1h (P/F)	P	Some haze	P	Some haze
Haze onset at 170 °C, 1h (P/F)	F	F	F	F

**[00225]** Additional PPPBP-PC/PC-siloxane blends were produced to explore the effect of varying the amounts of PC-siloxane in the composition (Table 10). In all cases, heat properties were comparable to **42**, a non-PC-siloxane containing blend. Significant improvements in NII and MAI (at low temp) strengths were observed upon incorporation of PC-Si-1 or PC-Si-2, especially at higher loadings.

Table 10

Composition	<b>42</b>	<b>43</b>	<b>44</b>	<b>45</b>	<b>46</b>	<b>47</b>	<b>48</b>	<b>49</b>	<b>50</b>
PPPBP-PC-1 (%)	64.0	64.0	64.0	64.0	64.0	64.0	64.0	64.0	64.0
PC-1 (%)	18.0								
PC-2 (%)	17.6								
PC-3 (%)		35.6	18.0		30.0	24.0	18.0	12.0	6.0
PC-Si-1 (%)			18.0	36.0					
PC-Si-2 (%)					6.0	12.0	18.0	24.0	30.0
Additives (%)	0.4	0.4	0.4	0.4	0.4	0.4	0.4	0.4	0.4
MV 300°C/1500s <sup>-1</sup> (Pa-s)	396	280	310	340	276	293	281	323	332
MV 300°C/5000s <sup>-1</sup> (Pa-s)	175	135	144	154	134	139	144	151	156
Vicat B120 (°C)	173	171	172	174	172	174	173	174	175
HDT, 0.45 MPa (°C)	165	165	165	165	164	164	166	166	166
HDT, 1.8 MPa (°C)	153	151	149	149	150	150	149	149	149
NII, 23°C (kJ/m <sup>2</sup> )	10	9	11	14	15	27	31	33	32
NII, 0°C (kJ/m <sup>2</sup> )	9	7	11	12	12	18	24	29	29
NII, -30°C (kJ/m <sup>2</sup> )	7	5	8	10	8	12	17	20	23
MAI energy at max. force, 23°C (J)	107	109	99	112	117	128	104	105	109
MAI, 23°C ductility (%)	100	60	100	100	100	100	100	100	100
MAI energy at max. force, 0°C (J)	97	102	106	106	113	99	101	103	89
MAI 0°C ductility (%)	0	0	0	100	0	20	100	100	100
MAI energy at max. force, -30°C (J)	74	78	93	93	91	97	89	93	71
MAI, -30°C ductility (%)	0	0	0	0	0	0	20	100	100

Melt Viscosity was measured according to ISO11443; Vicat B120 was measured according to ISO306; HDT was measured according to ISO75; NII was measured according to ISO180; MAI was measured according to ISO6603.

**[00226]** Compositions including the lower molecular weight PPPBP-PC-3 resin were evaluated, as shown in Table 11. Thermal properties decreased by a few degrees Celsius compared to the corresponding composition including PPPBP-PC-1. The compositions including PC-siloxane showed significant improvements in Izod notched impact and multi axial impact (at low temp), especially at higher loadings. By changing to a lower molecular weight PPPBP-PC resin, a significant improvement in flow was observed.

Table 11

Composition	42	51	52	53	54	55	56	57	58	59	60	61
PPBPP-PC-1 (%)	64.0											
PPBPP-PC-3 (%)		64.0	64.0	64.0	64.0	64.0	64.0	64.0	64.0	64.0	64.0	64.0
PC-1 (%)	18.0											
PC-2 (%)	17.6	36.0	18.0			24.0	18.0	12.0				9.0
PC-3 (%)				18.0					24.0	18.0	12.0	9.0
PC-Si-1			18.0	18.0	36.0							
PC-Si-2						12.0	18.0	24.0	12.0	18.0	24.0	18.0
Additives (%)	0.4	0.4	0.4	0.4	0.4	0.4	0.4	0.4	0.4	0.4	0.4	0.4
MV 300°C/1500s <sup>-1</sup> (Pa-s)	396	181	232	209	241	243	243	249	215	225	233	234
MV 300°C/5000s <sup>-1</sup> (Pa-s)	175	107	117	107	117	118	119	119	109	111	112	114
Vicat B120 (°C)		168	169	169	169	170	171	172	169	170	171	170
HDT, 0.45 MPa (°C)	165	163	163	163	163	163	164	164	162	164	165	164
HDT, 1.8 MPa (°C)	153	150	149	149	147	148	149	148	148	150	152	148
NII, 23°C (kJ/m <sup>2</sup> )	10	8	10	9	13	25	34	34	21	30	33	33
NII, 0°C (kJ/m <sup>2</sup> )	9	8	9	9	11	18	28	30	16	24	29	25
NII, -30°C (kJ/m <sup>2</sup> )	7	8	9	9	9	13	18	22	12	17	21	18
MAI energy at max. force, 23°C (J)	107	55	75	96	101	95	88	107	114	107	99	108
MAI, 23°C ductility (%)	100	0	80	80	100	100	100	100	100	100	100	100
MAI energy at max. force, 0°C (J)	97	15	82	82	90	94	83	88	100	65	86	79
MAI, 0°C ductility (%)	0	0	0	0	60	0	100	100	0	100	100	100
MAI energy at max. force, - 30°C (J)	74	19	51	53	72	75	86	85	66	90	87	75
MAI, -30 °C ductility (%)	0	0	0	0	0	0	0	80	0	0	60	0
<b>Metallization test: 1.5 mm metallized plaques</b>												
Passes haze onset test at (°C)	160											
Crosshatch adhesion test (GT)	GT0											
Corrosion test, 10d, 98% rel. hum. (%)	0											

Melt Viscosity was measured according to ISO11443; Vicat B120 was measured according to ISO306; HDT was measured according to ISO75; NII was measured according to ISO180; MAI was measured according to ISO6603.

[00227] Table 12 shows that compositions including 45 wt% PPBPP-PC-1 and a PC-siloxane retained heat properties comparable to the non-PC-siloxane containing composition 62. Upon inclusion of PC-Si-1 or PC-Si-2, the Vicat B120 softening

temperature is not affected. Significant improvements in Izod notched impact and multi axial impact (at low temp) for PC-Si-1 and PC-Si-2 are noted, especially at higher loadings. These compositions additionally retained or improved flow properties (MVR). Ultimately, in both the 64% PPPBP-PC-1 modified compositions and 45% PPPBP-PC-1 compositions, the incorporation of PC-siloxane (either PC-Si-1 or PC-Si-2) provided significant improvement in impact-flow balance, while retaining heat.

Table 12

Composition	62	63	64	65	66	67	68	69	70	71	72
PPPBP-PC-1 (%)	45.0	45.0	45.0	45.0	45.0	45.0	45.0	45.0	45.0	45.0	45.0
PC-1 (%)	20.0										
PC-2 (%)	35.0										
PC-3 (%)		55.0	37.0	19.0		49.0	44.2	43.0	38.5	37.0	31.0
PC-Si-1			18.0	36.0	55.0						
PC-Si-2						6.0	10.8	12.0	16.5	18.0	24.0
Additives (%)	0.4	0.4	0.4	0.4	0.4	0.4	0.4	0.4	0.4	0.4	0.4
MV 300°C/1500s <sup>-1</sup> (Pa-s)	294	141	199	229	265	188	199	201	210	213	226
MV 300°C/5000s <sup>-1</sup> (Pa-s)			104	113		103	103	103	108	110	112
Vicat B120 (°C)	160	161	161	161	161	161	161	161	162	162	163
HDT, 0.45 MPa (°C)	154	154	154	155	154	154	155	155	155	155	156
HDT, 1.8 MPa (°C)	141	140	140	139	141	141	141	140	141	140	143
NII, 23°C (kJ/m <sup>2</sup> )	10	9	13	17	27	15	33	35	37	39	38
NII, 0°C (kJ/m <sup>2</sup> )	8	7	12	15	18	11	20	21	34	33	35
NII, -30°C (kJ/m <sup>2</sup> )	7	5	7	12	13	8	14	14	18	19	28
MAI energy at max. force, 23°C (J)	129	91	104	102	101	116	117	116	127	117	112
MAI, 23°C ductility (%)	100	60	100	100	100	100	100	100	100	100	100
MAI energy at max. force, 0°C (J)	131	83	105	113	117	116	116	115	124	111	100
MAI, 0°C ductility (%)	100	0	40	100	100	40	100	100	100	100	100
MAI energy at max. force, -30°C (J)	122	64	104	102	95	94	100	102	111	94	110
MAI, -30°C ductility (%)	0	0	0	20	100	0	0	0	60	100	100

Melt Viscosity was measured according to ISO11443; Vicat B120 was measured according to ISO306; HDT was measured according to ISO75; NII was measured according to ISO180; MAI was measured according to ISO6603.

**[00228]** Table 13 shows that incorporation of PDMS in the PPPBP-PC blends resulted in negative aesthetic issues on molded parts, which may result in failures upon

metallization (visual appearance). In addition, impact properties significantly deteriorated, especially at the higher loading of PDMS (composition **76**). Incorporation of PMPS yielded no aesthetic issues, but resulted in significant deterioration of Izod impact properties (compositions **77** and **78**).

Table 13

Composition	73	74	75	76	77	78
PPBP-PC-1 (%)	64	64	64	64	64	64
PC-3 (%)	34.591	33.626	34.591	33.626	33.768	31.998
Silicon oil (1000 cps)	0.989	1.954				
PDMS (100 cps)			0.989	1.954		
PMPS					1.812	3.582
Additives	0.42	0.42	0.42	0.42	0.42	0.42
HDT, 0.45 MPa (°C)	166	165	165	166	160	160
Vicat B120 (°C)	168	170	168	163	158	158
NII, 23°C (kJ/m <sup>2</sup> )	9.6	10.7	10.4	9.6	8.0	8.0
NII, 0°C, 3mm (kJ/m <sup>2</sup> )	9.0	10.3	9.9	9.1	6.8	6.8
NII, -30°C, 3mm (kJ/m <sup>2</sup> )	7.0	8.1	8.1	8.5	4.5	4.5
MAI 23°C ductility (%)		40	0	20	100	100
MAI 23°C energy (J)		64.4	102	3.9	114	114
MAI 0°C energy (J)	96	6.7	91	6.2	100	100
MAI -30°C energy (J)	90	6.3	74	3.2	65	65
MVR, 300°C, 2.16 kg, 300sec (cm <sup>3</sup> /10 min)	17.1	14.8	9.5	15.7	19.4	19.4

MVR was measured according to ISO1133; Vicat B120 was measured according to ISO306; HDT was measured according to ISO75; NII was measured according to ISO180; MAI was measured according to ISO6603.

**[00229]** Table 14 shows that impact modifier systems such as ABS / SAN, MBS / SAN, Bulk ABS and silicone acrylics were used to improve the impact / flow balance. Although it was possible to improve these properties, the metallization of molded parts based on these compositions were not acceptable (“NOK”).

Table 14

Composition	48	79	80	81	82
PPBP-PC-1 (%)	64	64	64	64	64
PC-3 (%)	18	30	21	21	16
PC-Si-2 (%)	18				
Kane Ace MR02 (%)		6			
ABS (%)			7		
MBS, powder (%)				5	
SAN (%)			8	10	
Bulk ABS (%)					20
MVR 300°C/2.16 kg (300s) (ml/10°C)	9	12	16	13	18
MVR 300°C/2.16 kg (1080s) (ml/10°C)	13	12	19	17	24
MVR 330°C/2.16 kg (300s) (ml/10°C)	33	34	56	49	81
MV 300°C/1500s <sup>-1</sup> (Pa-s)	281	302	165	154	117
MV 300°C/5000s <sup>-1</sup> (Pa-s)	144	136	79	76	58
Vicat B120 (°C)	--	--	--	--	--
HDT, 0.45 MPa (°C)	166	163	165	164	165
NII, 23°C (kJ/m <sup>2</sup> )	31	25	17	22	13
NII, 0°C (kJ/m <sup>2</sup> )	24	18	13	13	10

Composition	<b>48</b>	<b>79</b>	<b>80</b>	<b>81</b>	<b>82</b>
MAI energy at max. force, 23°C (J)	104	87	125	120	105
MAI, 23°C ductility (%)	100	100	100	100	20
MAI energy at max. force, 0°C (J)	101	65	100	107	99
MAI, 0°C ductility (%)	100	60	40	100	0
<b>1.5 mm metallized plaques</b>					
Visual inspection	OK	NOK	NOK	NOK	NOK
L*	10	73	25	24	40
Defect	--	Haze	Haze	Haze	Haze

MVR was measured according to ISO1133; Melt Viscosity was measured according to ISO11443; Vicat B120 was measured according to ISO306; HDT was measured according to ISO75; NII was measured according to ISO180; MAI was measured according to ISO6603.

### Compositions with Low Molecular Weight Polycarbonate Components

**[00230]** The flow properties of PPPBP-PC compositions were also improved by lowering the molecular weight of the accompanying BPA polycarbonate resins in the blends. By implementation of this lower molecular weight polycarbonate resin approach, compositions were obtained that have improved impact properties.

**[00231]** Table 15 summarizes the compositions made by this approach, as well as their performance under a variety of experimental conditions. Replacing high molecular weight polycarbonate (PC-1) with lower molecular weight polycarbonate (PC-2, PC-3, or PC-7) improved flow properties, and heat properties were maintained relative to composition **42**. Composition **43** showed a slight decrease in room temperature ductility, however, impact performance was improved or comparable to **42** for the remaining compositions. Decreasing the amount of PPPBP-PC-1 copolymer resulted in an improvement of flow properties accompanied by a worsening of heat properties (compositions **85** and **86**). The opposite effect was observed when the amount of PPPBP-PC-1 was increased (compositions **87-89**). These results also showed that incorporation of a lower molecular weight polycarbonate does not have an influence on metallization performance of the composition.

Table 15

Composition	<b>42</b>	<b>83</b>	<b>43</b>	<b>84</b>	<b>85</b>	<b>86</b>	<b>87</b>	<b>88</b>	<b>89</b>
PPPBP-PC-1 (%)	64.0	64.0	64.0	64.0	60.0	60.0	68.0	68.0	72.0
PC-1 (%)	18.0								
PC-2 (%)	17.6	35.6			39.6		31.6		
PC-3 (%)			35.6			39.6		31.6	27.6
PC-7 (%)				35.6					
Additives (%)	0.4	0.4	0.4	0.4	0.4	0.4	0.4	0.4	0.4
MV 300°C/1500s <sup>-1</sup> (Pa-s)	396	345	280	306	327	274	368	322	337
MV 300°C/5000s <sup>-1</sup> (Pa-s)	175	157	135	--	151	130	166	151	157
Vicat B120 (°C)	173	173	171	168	171	169	175	173	176
HDT, 0.45 MPa (°C)	165	166	165	162	162	159	167	166	169
HDT, 1.8 MPa (°C)	153	153	151	149	150	149	154	153	154
NII, 23°C (kJ/m <sup>2</sup> )	10	10	9	9	10	10	10	9	9
NII, 0°C (kJ/m <sup>2</sup> )	9	7	7	8	10	9	8	8	8

Composition	<b>42</b>	<b>83</b>	<b>43</b>	<b>84</b>	<b>85</b>	<b>86</b>	<b>87</b>	<b>88</b>	<b>89</b>
NII, -30°C (kJ/m <sup>2</sup> )	7	8	6	5	6	6	7	5	6
MAI energy at max. force, 23°C (J)	107	127	109	118	128	120	125	112	119
MAI, 23°C ductility (%)	100	100	60	100	100	100	100	90	100
MAI energy at max. force, 0°C (J)	97	111	102	94	123	103	104	94	102
MAI, 0°C ductility (%)	0	0	0	0	80	0	0	0	0
<b>Metallization test: 3.0 mm metallized plaques</b>									
Passes haze onset test at (°C)	165	165	165	--	160	160	165	165	170
Crosshatch adhesion test (GT)	GT0	GT0	GT0	--	GT0	GT0	GT0	GT0	GT0
Corrosion test; 10d, 98% rel. hum. (%)	0	0	0	--	0	0	0	0	0
<b>Metallization test: 1.5 mm metallized plaques</b>									
Passes haze onset test at (°C)	160	160	160	--	155	155	165	160	165
Crosshatch adhesion test (GT)	GT0	GT0	GT0	--	GT0	GT0	GT0	GT0	GT0
Corrosion test, 10d, 98% rel. hum. (%)	0	0	0	--	0	0	0	0	0

Melt Viscosity was measured according to ISO11443; Vicat B120 was measured according to ISO306; HDT was measured according to ISO75; NII was measured according to ISO180; MAI was measured according to ISO6603.

**[00232]** Table 16 shows that an increase in melt flow was also achieved by the employment of lower molecular weight PPPBP-BPA copolymer (17k or 20k) in the blends. Compositions containing lower molecular weight PPPBP copolymer were evaluated in comparison to the corresponding compositions containing 23k molecular weight PPPBP.

**[00233]** Impact properties of the lower molecular weight compositions are not adversely affected in comparison to composition **42**, however, composition **97** showed a decrease in room temperature ductility. Taken together, these results demonstrated that by lowering the molecular weight of the PPPBP-PC copolymer, flow properties were improved and heat and impact properties were maintained. In addition, these results also demonstrated that replacing the higher molecular weight PC-1 with the lower molecular weight PC-2 or PC-3 improved flow properties (see trends of compositions **92-94** and **95-97**).

Table 16

Composition	<b>42</b>	<b>90</b>	<b>91</b>	<b>92</b>	<b>93</b>	<b>94</b>	<b>95</b>	<b>96</b>	<b>97</b>	<b>98</b>
PPPBP-PC-1 (%)	64.0	64.0	64.0							
PPPBP-PC-2 (%)				64.0	64.0	64.0				
PPPBP-PC-3 (%)							64.0	64.0	64.0	65.0
PC-1 (%)	18.0	35.6		35.6			35.6			
PC-2 (%)	17.6		35.6		35.6			35.6		
PC-3 (%)						35.6			35.6	
PC-4 (%)										15.4
PC-6 (%)										19.2
Additives (%)	0.4	0.4	0.4	0.4	0.4	0.4	0.4	0.4	0.4	0.4
MV 300°C/1500s <sup>-1</sup> (Pa-s)	396	481	369	413	301	226	341	257	191	205

Composition	<b>42</b>	<b>90</b>	<b>91</b>	<b>92</b>	<b>93</b>	<b>94</b>	<b>95</b>	<b>96</b>	<b>97</b>	<b>98</b>
MV 300°C/5000s <sup>-1</sup> (Pa-s)	175	--	167	179	143	116	150	126	100	112
Vicat B120 (°C)	173	173	172	172	170	169	171	170	168	172
HDT, 0.45 MPa (°C)	165	165	166	166	162	163	165	164	161	164
HDT, 1.8 MPa (°C)	153	152	154	154	152	152	153	152	151	--
NII, 23°C (kJ/m <sup>2</sup> )	10	11	10	10	9	9	9	9	7	--
NII, 0°C (kJ/m <sup>2</sup> )	9	10	9	9	9	7	8	8	6	--
NII, -30°C (kJ/m <sup>2</sup> )	7	9	7	7	4	3	5	3	2	--
MAI energy at max. force, 23°C (J)	107	144	142	134	135	126	130	124	92	--
MAI, 23°C ductility (%)	100	100	100	100	100	100	100	100	20	--
MAI energy at max. force, 0°C (J)	97	116	90	117	126	122	122	187	110	--
MAI 0°C ductility (%)	0	20	0	0	20	0	20	0	0	--
<b>Metallization test: 1.5 mm metallized plaques</b>										
Passes haze onset test at (°C)	160	165	160	165	160	160	165	160	160	160
Crosshatch adhesion test (GT)	GT0	GT0	GT0	GT0	GT0	GT0	GT0	GT0	GT0	GT0
Corrosion test, 10d, 98% rel. hum. (%)	0	0	0	0	0	0	0	0	0	0

Melt Viscosity was measured according to ISO11443; Vicat B120 was measured according to ISO306; HDT was measured according to ISO75; NII was measured according to ISO180; MAI was measured according to ISO6603.

**[00234]** Table 17 shows the combination of PPPBP-PC-3 with a variety of polycarbonates and/or additives. The most significant flow increase without a concurrent loss of melt stability and heat capability was observed with compositions **101** and **102**. These blends also maintained impact strength. Incorporation of PC-4 (**100**) resulted in the melt viscosity and flow unimproved – yet still improved compared to **1** (standard, MV=160 Pa\*s under same conditions). Compositions including 65% of the PPPBP-PC-3 and 1-2% PBT (compositions **103-106**) displayed poor melt stability, as demonstrated by the loss of 30-58% viscosity (at 316 °C, 1800 seconds).

Table 17

Composition	<b>99</b>	<b>100</b>	<b>101</b>	<b>102</b>	<b>103</b>	<b>104</b>	<b>105</b>	<b>106</b>
PPPBP-PC-3 (%)	63.75	65.00	65.00	65.00	65.00	65.00	65.00	65.00
PC-4 (%)	15.38	34.61		15.38	33.61	32.61		
PC-5 (%)	19.23		34.61				33.61	32.61
PC-6 (%)				19.23				
PBT-1					1.0	2.0	1.0	2.0
PETS (%)	0.27	0.27	0.27	0.27	0.27	0.27	0.27	0.27
Phosphite Stab.; Irgafos 168 (%)	0.08	0.08	0.08	0.08	0.08	0.08	0.08	0.08
Hindered Phenol; Irgafos 1076 (%)	0.04	0.04	0.04	0.04	0.04	0.04	0.04	0.04

Composition	99	100	101	102	103	104	105	106
MVR, 330°C, 2.16kg, (cm <sup>3</sup> /10 min)	54	43	71	66	52	81	83	98
Melt vis, 316°C, 5000s <sup>-1</sup> (Pa-s)	111	128	100	103	120	98	88	85
Tg (°C)	172	175	171	172	172	168	168	165
MAI total energy (J)	78	77	69	72	75	64	70	71
MAI abusive total energy (J)	67	74	68	65	67	71	63	65
Viscosity Change 316°C, 5000s (%)	-11	-14	-5	-10	-30	-58	-37	-53

**[00235]** The performance properties of compositions **101** and **102** are shown in Table 18. These findings reinforced the previous results demonstrating that melt flow properties are improved when PPPBP-PC-1 is replaced with PPPBP-PC-3, and are further improved by blending with additional lower molecular weight polycarbonates. For example, a decrease in high shear melt viscosity was observed for compositions **99**, **101**, and **102** (111, 100, and 96 Pa-s, respectively) by blending lower molecular weight polycarbonates with PPPBP-PC-3. In addition, heat is unchanged as the glass transition temperatures of the blends are maintained at 171-172 °C.

Table 18

Composition	99	101	102
HDT, 0.45 MPa, 3.2 mm (°C)		163	163
<b>Standard Molding</b>			
Energy to max load-avg (J)	75	65	68
Energy to failure-avg (J)	78	69	72
MAI Energy, Total-avg (J)	78	72	69
Max Load-avg (kN)	7.6	7.3	7.3
Deflection at max load-avg (mm)	20.1	19.2	18.7
Ductility (%)	100	60	80
<b>Abusive Molding</b>			
Energy to max load-avg (J)	64	61	64
Energy to failure-avg (J)	67	65	68
MAI Energy, Total-avg (J)	67	65	68
Max Load-avg (kN)	7.1	6.9	7.1
Deflection at max load-avg (mm)	18.8	18.5	18.8
Ductility (%)	80	80	20
MFR, 330°C, 2.16kg, 360sec (g/10min)		73	83
MVR, 330°C, 2.16kg, 360sec (cm <sup>3</sup> /10min)	54	66	71
Melt vis @ 316°C, 5000s <sup>-1</sup> (Pa-s)	111	100	96
Tg (°C)	172	172	171

**[00236]** Table 19 shows that **101** and **102** passed the haze onset at 3.0 mm (165 °C), cross hatch adhesion, and corrosion tests for both natural and black materials. For 1.5 mm samples, a small mold defect appeared, and the sample of composition **101** with natural color had a small corrosion spot after 10 days of hydro aging.

Table 19

Composition	101 - Natural	101 - Black	102 - Natural	102 - Black
<b>3.0 mm metallized plaques</b>				
Haze onset at 160 °C (P/F)	P	P	P	P
Haze onset at 160 °C (P/F)	P	P	P	P
Haze onset at 160 °C (P/F)	F	F	F	F
Cross hatch adhesion test (GT)	GT0	GT0	GT0	GT0
<b>Corrosion test</b>				
2 days at 98% humidity (P/F)	P	P	P	P
5 days at 98% humidity (P/F)	P	P	P	P
10 days at 98% humidity (P/F)	P	P	P	P
<b>1.5 mm metallized plaques</b>				
Haze onset at 160 °C (P/F)	P	P	P	P
Haze onset at 165 °C (P/F)	P	P	F	P
Haze onset at 170 °C (P/F)	F	F	F	F
Cross hatch adhesion test (GT)	GT0	GT0	GT0	GT0
<b>Corrosion test</b>				
2 days at 98% humidity (P/F)	P	P	P	P
5 days at 98% humidity (P/F)	P	P	P	P
10 days at 98% humidity (P/F)	6%	P	P	P

[00237] Further modification of compositions **101** and **102** was achieved by replacing the PPPBP-PC-3 with PPPBP-PC-2 in the blends. The performance properties of these blends are shown in Table 20. Impact properties (MAI) are maintained under both standard and abusive molding conditions while flow properties are improved (increased MVR, increased MFR, decreased high shear melt viscosity) compared to **1**.

Table 20

Composition	106	107	108
PPPBP-PC-2 (%)	65	65	65
PC-4 (%)	15.38		15.38
PC-5 (%)	19.23		
PC-6 (%)		34.61	19.23
PETS (%)	0.27	0.27	0.27
Phosphite Stab.; Irgafos 168 (%)	0.08	0.08	0.08
Hindered Phenol; Irgafos 1076 (%)	0.04	0.04	0.04
<b>Standard Molding</b>			
Energy to max load-avg (J)	70	68	70
Energy to failure-avg (J)	73	71	73
MAI Energy, Total-avg 23 °C (J)	73	71	73
MAI Energy, Total-avg 0 °C (J)	70	71	76
Max Load-Avg (kN)	7.4	7.2	7.3
Deflection at max load-avg (mm)	19.6	19.5	19.7
Ductility 23 °C (%)	100	100	100
Ductility 0 °C (%)	40	80	100
<b>Abusive Molding</b>			
Energy to max load-avg (J)	70	58	66
Energy to failure-avg (J)	73	60	70
MAI Energy, Total-avg 23°C (J)	73	61	70
MAI Energy, Total-avg 0°C (J)	70	74	69
Max Load-avg (kN)	7.4	6.2	7.2
Deflection at max load-avg (mm)	19.7	17	19.2
Ductility 23 °C (%)	80	60	80
Ductility 0 °C (%)	40	80	50

Composition	106	107	108
MVR, 330°C, 2.16kg, 360sec (cm <sup>3</sup> /10min)	41	49	50
MFR, 330°C, 2.16kg, 360sec (g/10min)	42	54	57
Melt vis, 316°C, 5000s <sup>-1</sup> (Pa-s)	133	124	120
Tg (°C)	175	172	171
HDT (°C)	165	165	165

**[00238]** Properties of blends with PPPBP-PC-1 and PPPBP-PC-4 are shown in Table 21. The decrease in mol% PPPBP in a copolymer of the same weight average molecular weight did not result in significant changes in properties, showing that molecular weight is controlling melt flow properties. Melt flow rate did not increase when PPPBP-PC-1 was replaced with PPPBP-PC-4. Melt viscosity at 5000 s<sup>-1</sup> increased slightly to 166 Pa\*s when PPPBP-PC-1 was replaced with PPPBP-PC-4. Heat deflection temperature and Tg did not change significantly when PPPBP-PC-1 was replaced with PPPBP-PC-4. Multi Axial Impact, Total Energy of 72-74 J and 100% ductility were maintained under standard molding conditions when PPPBP-PC-1 was replaced with PPPBP-PC-4. Multi Axial Impact, Total Energy of 74-75 J and 100% ductility were maintained under abusive molding conditions when PPPBP-PC-1 was replaced with PPPBP-PC-4.

Table 21

Composition	1	109
PPPBP-PC-1 (%)	63.75	
PPPBP-PC-4 (%)		63.75
PC-4 (%)	15.94	15.94
PC-5 (%)	19.92	19.92
PETS (%)	0.27	0.27
Phosphite Stab.; Irgafos 168 (%)	0.08	0.08
Hindered Phenol; Irgafos 1076 (%)	0.04	0.04
MFR, 330 °C, 2.16 kg (g/10 min)	34	31
Melt, vis 316 °C, 5000s <sup>-1</sup> (Pa-s)	162	166
HDT, (°C)	168	167
Tg (°C)	175	175
<b>Standard Molding</b>		
MAI Total Energy, 23 °C (J)	72	74
Ductility (%)	100	100
<b>Abusive Molding</b>		
MAI Total Energy, 23 °C (J)	75	74
Ductility (%)	100	100

**[00239]** Table 22 shows properties of blends with 45 wt% PPPBP-PC-3 and 55 wt% of polycarbonate components. The melt flow rate increased from 43 to 72 g/10 min

when PPPBP-PC-1 was replaced with PPPBP-PC-3, and further increased to 93 g/10min by blending with lower Mw BPA polycarbonate resins. The MVR increased from 40 cm<sup>3</sup>/10min to 68 cm<sup>3</sup>/10min when PPPBP-PC-1 was replaced with PPPBP-PC-3, and was further increased to 87-89 cm<sup>3</sup>/10min by blending with lower Mw BPA polycarbonates. A decrease occurred in high shear melt viscosity (measured at 5000s<sup>-1</sup>) from 133 to 101 Pa-s with PPPBP-PC-3, and further decreased to 84-88 Pa-s in blends of PPPBP-PC-3 with lower Mw BPA polycarbonate. Tg was maintained at 165-167 °C for blends with PPPBP-PC-3, and 160-162 °C for blends with lower Mw polycarbonates. HDT was maintained at 154-155 °C for all blends with PPPBP-PC-3. Multi Axial Impact, Total Energy of 68-72 J and 100% ductility were maintained under standard molding conditions when PPPBP-PC-1 was replaced with PPPBP-PC-3.

Table 22

Composition	110	111	112	113
PPPBP-PC-1 (%)	45			
PPPBP-PC-3 (%)		45	45	45
PC-4 (%)	17.92	17.92	17.92	
PC-5 (%)	36.86	36.86		54.78
PC-6 (%)			36.86	
PETS (%)	0.27	0.27	0.27	0.27
Phosphite Stab.; Irgafos 168 (%)	0.08	0.08	0.08	0.08
Hindered Phenol; Irgafos 1076 (%)	0.04	0.04	0.04	0.04
MFR, 330 °C, 2.16 kg, 360 sec (g/10 min)	43	72	93	93
MVR, 330 °C, 2.16 kg, 360 sec (cm <sup>3</sup> /10 min)	40	68	87	89
Melt, vis 316 °C, 5000s <sup>-1</sup> (Pa-s)	133	101	84	88
HDT, (°C)	159	155	154	154
Tg, (°C)	167	165	162	160
<b>Standard Molding</b>				
MAI Total Energy, 23 °C (J)	72	72	68	69
Ductility (%)	100	100	100	100

**[00240]** Incorporation of hydroxyl-functionalized flow promoters, such as alkylene glycols (e.g., ethylene glycol, polymeric alkylene glycols, amine functionalized alkylene glycols) significantly improved the flow properties of the PPPBP-PC containing compositions at low loadings of the flow promoters. Implementation of this strategy to improve flow properties promoted the retention of properties such as thermal resistance and impact strength.

**[00241]** Tables 23 and 24 show that a variety of alkylene glycols (e.g., PEG, PPG, ethylene glycol) were shown to improve flow properties in a series of compositions. However, heat properties of these compositions decreased slightly in comparison to **42**. A correlation between the molecular weight of PEG incorporated into the composition and the effectiveness of flow promotion was observed. The lower molecular weight PEG was more effective at improving the flow, whereas the higher molecular weight PEG showed less of an improvement. THAM is an additional flow promoter that also demonstrated the ability to improve flow properties of the PPPBP-PC compositions, while heat and impact performance properties were maintained (composition **128**).

Table 23

Composition	<b>42</b>	<b>114</b>	<b>115</b>	<b>116</b>	<b>117</b>	<b>118</b>	<b>119</b>	<b>120</b>	<b>121</b>
PPBP-PC-1 (%)	64.0	64.0	64.0	64.0	64.0	64.0	64.0	64.0	64.0
PC-1 (%)	18.0	18.0	12.0	6.0		18.0	18.0	18.0	18.0
PC-2 (%)	17.6	17.1	23.1	29.1	35.6	16.8	16.6	17.1	17.1
PEG-1 (%)		0.5	0.5	0.5	0.5	0.8	1.0		
PEG-2 (%)								0.5	0.8
Additives (%)	0.4	0.4	0.4	0.4	0.4	0.4	0.4	0.4	0.4
<b>Melt Viscosity</b>									
MV 300°C/1500s <sup>-1</sup> (Pa-s)	396	--	--	251	--	283	241	302	255
MV 300°C/5000s <sup>-1</sup> (Pa-s)	175	149	150	129	--	138	121	--	--
<b>Heat Properties</b>									
Vicat B120 (°C)	173	169	170	169	168	166	164	169	167
HDT, 0.45 MPa (°C)	165	163	163	163	162	159	157	163	162
HDT, 1.8 MPa (°C)	153	150	149	149	150	147	145	151	149
<b>Impact Properties</b>									
NII, 23°C (kJ/m <sup>2</sup> )	10	10	--	--	--	9	8	--	--
NII, 0°C (kJ/m <sup>2</sup> )	9	9	--	--	--	7	7	--	--
NII, -30°C (kJ/m <sup>2</sup> )	7	7	--	--	--	4	2	--	--
MAI energy at max. force, 23°C (J)	107	134	133	121	--	115	126	--	--
MAI, 23°C ductility (%)	100	100	100	100	--	80	60	--	--
MAI energy at max. force, 0°C (J)	97	116	90	117	--	101	112	--	--
MAI, 0°C ductility (%)	0	20	0	0	--	0	0	--	--
<b>Metallization test: 3.0 mm metallized plaques</b>									
Passes haze onset test at (°C)	165	160	--	--	--	--	160	--	--
Crosshatch adhesion test (GT)	GT0	GT0	--	--	--	--	GT0	--	--
Corrosion test; 10d, 98% rel. hum. (%)	0	0	--	--	--	--	0	--	--
<b>Metallization test: 1.5 mm metallized plaques</b>									
Passes haze onset test at (°C)	160	160	--	--	--	--	155	--	--
Crosshatch adhesion test (GT)	GT0	GT0	--	--	--	--	GT0	--	--
Corrosion test, 10d, 98% rel. hum. (%)	0	0	--	--	--	--	0	--	--

Melt Viscosity was measured according to ISO11443; Vicat B120 was measured according to ISO306; HDT was measured according to ISO75; NII was measured according to ISO180; MAI was measured according to ISO6603.

Table 24

Composition	42	122	123	124	125	126	127	128	129	130
PPBPP-PC-1 (%)	64.0	64.0	64.0	64.0	64.0	64.0	64.0	64.0	64.0	64.0
PC-1 (%)	18.0	18.0	18.0	18.0	18.0	18.0	18.0	18.0	18.0	18.0
PC-2 (%)	17.6	17.1	16.8	17.1	16.8	17.1	16.8	17.5	17.6	17.6
PEG-3 (%)		0.5	0.8							
PPG (%)				0.5	0.8					
Ethylene glycol (%)						0.5	0.8			
THAM (%)								0.07	0.1	0.25
Additives (%)	0.4	0.4	0.4	0.4	0.4	0.4	0.4	0.4	0.4	0.4
<b>Melt viscosity</b>										
MV 300°C/1500s <sup>-1</sup> (Pa-s)	396	306	260	347	333	236	186	234	218	115
MV 300°C/5000s <sup>-1</sup> (Pa-s)	175	145	--	158	152	117	102	118	110	70
<b>Vicat B120 (°C)</b>										
Vicat B120 (°C)	173	168	168	168	166	168	167	169	--	--
HDT, 0.45 MPa (°C)	165	163	162	163	160	163	162	164	--	--
HDT, 1.8 MPa (°C)	153	150	149	151	149	149	149	150	--	--
<b>NII, 23°C (kJ/m<sup>2</sup>)</b>										
NII, 23°C (kJ/m <sup>2</sup> )	10	--	--	--	--	--	--	9	--	--
NII, 0°C (kJ/m <sup>2</sup> )	9	--	--	--	--	--	--	7	--	--
NII, -30°C (kJ/m <sup>2</sup> )	7	--	--	--	--	--	--	4	--	--
MAI energy at max. force, 23°C (J)	107	--	--	--	--	--	--	123	--	--
MAI, 23°C ductility (%)	100	--	--	--	--	--	--	80	--	--
MAI energy at max. force, 0°C (J)	97	--	--	--	--	--	--	122	--	--
MAI, 0°C ductility (%)	0	--	--	--	--	--	--	0	--	--
<b>Metallization test: 3.0 mm metallized plaques</b>										
Passes haze onset test at (°C)	165	--	--	--	--	--	--	165	--	--
Crosshatch adhesion test (GT)	GT0	--	--	--	--	--	--	GT0	--	--
Corrosion test; 10d, 98% rel. hum. (%)	0	--	--	--	--	--	--	0	--	--
<b>Metallization test: 1.5 mm metallized plaques</b>										
Passes haze onset test at (°C)	160	--	--	--	--	165	--	160	--	--
Crosshatch adhesion test (GT)	GT0	--	--	--	--	--	--	GT0	--	--
Corrosion test, 10d, 98% rel. hum. (%)	0	--	--	--	--	--	--	0	--	--

Melt Viscosity was measured according to ISO11443; Vicat B120 was measured according to ISO306; HDT was measured according to ISO75; NII was measured according to ISO180; MAI was measured according to ISO6603.

**[00242]** Table 25 demonstrates that the addition of PC-Si-2 copolymer to PPPBP-PC-1 compositions containing PEG-1 led to achievement of low temperature ductility while improving flow and maintaining impact strength (e.g., composition **136**).

Table 25

Composition	42	131	132	133	134	135	136	137	138	139	140
PPBPP-PC-1 (%)	64.0	64.0	64.0	64.0	64.0	64.0	64.0	64.0	64.0	64.0	64.0
PC-1 (%)	18.0										

Composition	<b>42</b>	<b>131</b>	<b>132</b>	<b>133</b>	<b>134</b>	<b>135</b>	<b>136</b>	<b>137</b>	<b>138</b>	<b>139</b>	<b>140</b>
PC-2 (%)	17.6	18.0	18.0		16.8		18.0	18.0			18.0
PC-3 (%)				17.1		16.8			17.1		
PC-Si-2 (%)		17.6	17.1	18.0	18.0	18.0	16.6	17.1	18.0	17.5	17.5
PEG-1 (%)			0.5	0.5	0.8	0.8	1.0				
Ethylene Glycol (%)								0.5	0.5		
THAM (%)										0.07	0.07
Additives (%)	0.4	0.4	0.4	0.4	0.4	0.4	0.4	0.4	0.4	0.4	0.4
<b>Melt viscosity</b>											
MV 300°C/1500s <sup>-1</sup> (Pa-s)	396	360	325	233	221	196	271	147	148	247	202
MV 300°C/5000s <sup>-1</sup> (Pa-s)	175	165	150	117	116	107	130	85	83	134	103
Vicat B120 (°C)	173	173	168	169	167	168	165	169	169	170	171
HDT, 0.45 MPa (°C)	165	166	162	163	161	160	160	162	161	164	163
HDT, 1.8 MPa (°C)	153	151	148	149	147	146	144	148	147	151	149
NII, 23°C (kJ/m <sup>2</sup> )	10	33	36	37	36	36	35	31	30	33	31
NII, 0°C (kJ/m <sup>2</sup> )	9	26	19	30	29	27	19	17	16	17	16
NII, -30°C (kJ/m <sup>2</sup> )	7	16	15	17	18	17	13	11	12	14	13
MAI energy at max. force, 23°C (J)	107	126	125	119	108	106	121	114	74	73	92
MAI, 23°C ductility (%)	100	100	100	100	100	100	100	100	100	100	100
MAI energy at max. force, 0°C (J)	97	115	135	83	93	90	112	89	82	73	94
MAI, 0°C ductility (%)	0	100	100	100	100	100	100	80	60	100	100
MAI energy at max. force, -30°C (J)	74	125	119	86	96	96	106	85	80	--	73
MAI -30°C ductility (%)	0	100	40	20	15	15	0	0	0	--	0
<b>Metallization test: 3.0 mm metallized plaques</b>											
Passes haze onset test at (°C)	165	--	--	--	--	--	--	--	--	--	--
Crosshatch adhesion test (GT)	GT0	--	--	--	--	--	--	--	--	--	--
Corrosion test; 10d, 98% rel. hum. (%)	0	--	--	--	--	--	--	--	--	--	--
<b>Metallization test: 1.5 mm metallized plaques</b>											
Passes haze onset test at (°C)	160	--	--	--	--	--	--	--	--	--	--
Crosshatch adhesion test (GT)	GT0	--	--	--	--	--	--	--	--	--	--
Corrosion test, 10d, 98% rel. hum. (%)	0	--	--	--	--	--	--	--	--	--	--

Melt Viscosity was measured according to ISO11443; Vicat B120 was measured according to ISO306; HDT was measured according to ISO75; NII was measured according to ISO180; MAI was measured according to ISO6603.

**[00243]** Glycerol monosterate (GMS) is a further example of an alkylene alcohol derivative which also gave much improved flow in compositions containing high heat copolymers such as PPPBP-PC-1 (Table 26) and PC-8 (Table 27) and compositions

containing PC-siloxane (Table 28). Compositions containing combinations of GMS and PETS or GTS are even more beneficial for flow improvement.

Table 26

Composition	141	142	143	144	145	146	147
PPBP-PC-1 (%)	64	64	64	64	64	64	64
PC-1 (%)	18	18	18				
PC-2 (%)	17	17	17				
PC-3 (%)				17	17	17	17
PC-Si-2 (%)				18	18	18	18
PETS (%)	0.5	0.3	0.3	0.5	0.3	0.3	0.3
GTS palm based (%)		0.5			0.5		
GMS (only Riken) (%)			0.5			0.5	
Ethylene Glycol							0.5
Additives (%)	0.1	0.1	0.1	0.1	0.1	0.1	0.1
MVR 300°C/2.16 kg (300s) (ml/10°C)	10	11	20	9	12	23	24
MVR 300°C/2.16 kg (1080s) (ml/10°C)	12	16	27	11	14	29	25
MVR 330°C/2.16 kg (300s) (ml/10°C)	32	37	67	32	45	85	78
MV 300°C/1500s <sup>-1</sup> (Pa-s)	377	335	239	312	286	197	150
MV 300°C/5000s <sup>-1</sup> (Pa-s)	168	154	116	146	133	99	89
Vicat B120 (°C)	171	168	167	172	169	165	167
HDT, 0.45 MPa (°C)	165	162	163	165	163	159	162
HDT, 1.8 MPa (°C)	--	150	151	--	152	146	149
NII, 23°C (kJ/m <sup>2</sup> )	9	8	8	35	36	30	31
NII, 0°C (kJ/m <sup>2</sup> )	9	8	8	26	21	17	14
NII, -30°C (kJ/m <sup>2</sup> )	--	6	4	--	15	12	13
MAI energy at max. force, 23°C (J)	129	125	129	128	114	106	108
MAI, 23°C ductility (%)	100	100	100	100	100	100	100
MAI energy at max. force, 0°C (J)	--	109	101	--	99	91	89
MAI, 0°C ductility (%)	--	20	0	--	100	100	80

Melt Viscosity was measured according to ISO11443; Vicat B120 was measured according to ISO306; HDT was measured according to ISO75; NII was measured according to ISO180; MAI was measured according to ISO6603.

Table 27

Composition	148	149	150	151	152
PC-8 (%)	65	65	65	65	65
PC-2 (%)	35	34	35	29	28
PC-Si-2 (%)				6	6
GMS (only Riken) (%)		0.5			0.5
THAM			0.07		0.5
MVR 300°C/2.16 kg (300s) (ml/10°C)	--	--	--	--	--
MVR 300°C/2.16 kg (1080s) (ml/10°C)	--	--	--	--	--
MVR 330°C/2.16 kg (300s) (ml/10°C)	--	--	--	--	--
MV 300°C/1500s <sup>-1</sup> (Pa-s)	286	194	195	368	309
MV 300°C/5000s <sup>-1</sup> (Pa-s)	145	113	114	167	138

Composition	148	149	150	151	152
Vicat B120 (°C)	166	161	163	165	161
HDT, 0.45 MPa (°C)	158	154	156	158	153
NII, 23°C (kJ/m <sup>2</sup> )	6	6	6	9	7
NII, 0°C (kJ/m <sup>2</sup> )	7	6	6	8	8
NII, -30°C (kJ/m <sup>2</sup> )	6	6	6	8	7
MAI energy at max. force, 23°C (J)	100	133	126	144	148
MAI, 23°C ductility (%)	100	100	100	100	100
MAI energy at max. force, 0°C (J)	93	124	116	112	113
MAI energy at max. force – standard dev.	11.5	7	13	9.8	11
Deflection at break, 0°C (mm)	17	19	18	18	18
Deflection at break – standard dev.	1.1	0.6	1.1	0.8	1
MAI, 0°C ductility (%)	100	100	100	100	100

MVR was measured according to ISO1133; Melt Viscosity was measured according to ISO11443; Vicat B120 was measured according to ISO306; HDT was measured according to ISO75; NII was measured according to ISO180; MAI was measured according to ISO6603.

Table 28

Composition	153	154	155	156	157	158	159	160
PPBP-PC-1 (%)	64	64	64	64	64	64	64	64
PC-3 (%)	30	29	29	29	30	30	30	29
PC-Si-2 (%)	6	6	6	6	6	6	6	6
Palmitic/Stearic Acid (50/50) ester of dipenta/pentaerythritol (%)	0.3	0.3	0.3	0.3	0.2	0.1	--	--
GMS (only Riken) (%)		0.2	0.3	0.4	0.1	0.2	0.3	0.4
MVR 300°C/2.16 kg (300 s) (ml/10°C)	--	--	--	--	--	--	--	--
MVR 300°C/2.16 kg (1080 s) (ml/10°C)	--	--	--	--	--	--	--	--
MVR 330°C/2.16 kg (300 s) (ml/10°C)	--	--	--	--	--	--	--	--
MV 300°C/1500s <sup>-1</sup> (Pa-s)	299	207	254	257	290	294	289	288
Vicat B120 (°C)	172	168	169	168	171	172	171	170
HDT, 0.45 MPa (°C)	164	161	161	160	164	164	163	162
HDT, 1.8 MPa (°C)	151	150	149	148	151	151	150	150
NII, 23°C (kJ/m <sup>2</sup> )	10	10	12	10	14	13	11	13
NII, 0°C (kJ/m <sup>2</sup> )	12	11	11	12	11	12	12	11
MAI energy at max. force, 23°C (J)	124	112	86	106	123	127	117	123
MAI, 23°C ductility (%)	100	100	100	100	100	100	100	80

MVR was measured according to ISO1133; Melt Viscosity was measured according to ISO11443; Vicat B120 was measured according to ISO306; HDT was measured according to ISO75; NII was measured according to ISO180; MAI was measured according to ISO6603.

**[00244]** Table 29 demonstrates that bisphenol-A can also be used as a flow promoter.

Table 29

Composition	<b>161</b>	<b>162</b>	<b>163</b>	<b>164</b>
PPPBP-PC-1 (%)	64	64	64	64
PC-1 (%)	18	18		
PC-2 (%)	17	17		
PC-3 (%)			17	17
PC-Si-2 (%)			18	18
Bisphenol-A (%)	0.3	0.5	0.3	0.5
MV 300°C/1500s <sup>-1</sup> (Pa-s)	259	212	206	184
Vicat B120 (°C)	172	171	174	172
HDT, 0.45 MPa (°C)	164	163	164	165
HDT, 1.8 MPa (°C)	152	151	149	149
NII, 23°C (kJ/m <sup>2</sup> )	8	8	32	30
NII, 0°C (kJ/m <sup>2</sup> )	8	8	23	22
MAI energy at max. force, 23°C (J)	128	121	99	108
MAI, 23°C ductility (%)	100	100	100	100

Melt Viscosity was measured according to ISO11443; Vicat B120 was measured according to ISO306; HDT was measured according to ISO75; NII was measured according to ISO180; MAI was measured according to ISO6603.

**[00245]** While polyester additives are effective at increasing the melt flow rate of PPPBP-PC blends (Tables 2-8), the melt stabilities of these blends were limited at typical high heat polycarbonate processing temperatures. To improve the stability of these blends at high heat and to avoid discoloration, compositions that incorporate alternative stabilizer packages were developed.

**[00246]** Variant compositions of **26** with alternative stabilizer packages were prepared (Table 30). The stabilizers used for the compositions include PEPQ (higher Mw phosphite stabilizer), MZP (acid quencher), and phosphoric acid (H<sub>3</sub>PO<sub>4</sub>). Additionally, in some formulations, hindered phenol stabilizer was removed or replaced with hydroxyl octaphenyl benzotriazole.

**[00247]** The compositions were prepared by powder to pellet conversion and compounding through the use of a single screw lab line. All ingredients were tumble-blended prior to compounding and fed using a single feeder to the extruder. Standard injection molding was done at 580 °F with a 35s cycle time. Abusive molding was done at 580 °F with a 120s cycle time.

**[00248]** The compositions containing PEPQ (compositions **165-170**) in place of the standard stabilizer package of **26** showed a significant decrease in Yellowness Index (YI). These compositions also maintained high flow and similar heat (T<sub>g</sub>/HDT) and impact

properties in comparison to **26**. However, there was no improvement in melt stability (parallel plate viscosity change after 1800s).

Table 30

Composition	<b>26</b>	<b>165</b>	<b>166</b>	<b>167</b>	<b>168</b>	<b>169</b>	<b>170</b>
PPBP-PC-1 (%)	85.0	85.0	85.0	85.0	85.0	85.0	85.0
PC-6 (%)	9.61	9.53	9.58	9.33	9.53	9.58	9.33
PBT-1 (%)	5.0	5.0	5.0	5.0	5.0	5.0	5.0
PETS (%)	0.27	0.27	0.27	0.27	0.27	0.27	0.27
Phosphite Stab.; Irgafos 168 (%)	0.08						
Hindered Phenol; Irgafos 1076 (%)	0.04				0.05		
MZP (%)		0.05	0.05	0.05	0.05		
H <sub>3</sub> PO <sub>4</sub> (%)						0.05	0.05
PEPQ (%)		0.15	0.10	0.10	0.10	0.10	0.10
Hydroxyl octaphenyl benzotriazole (%)				0.25			0.25
MVR, 330 °C, 2.16 kg, 360sec (cm <sup>3</sup> /10 min)	60	55	49	57	55	51	50
MFR, 330 °C, 2.16 kg, 360sec (g/10 min)	61	60	53	61	57	55	54
Melt, vis 316 °C, 5000s <sup>-1</sup> (Pa-s)	122	116	117	114	111	114	115
T <sub>g</sub> (°C)	172	176	172	172	172	172	171
Parallel Plate Viscosity Change; 300 °C (%)	-49	-50	-47	-52	-51	-48	-49
Parallel Plate Viscosity Change; 316 °C (%)	-77	-72	-72	-75	-76	-74	-77
YI (avg)	8.5	3.6	3.4	3.9	3.3	3.3	3.8
YI (SD)	0.06	0.01	0.02	0.01	0.01	0.01	0.01
%T	87.6	88.5	88.5	88.6	88.6	88.8	88.8
MAI Energy total (J)	63	63	63	65	60	64	67
HDT, 0.45 MPa (°C)	162	161	164	162	161	161	161
NII 23 °C, 2lb/ft (J/m)	79	73	70	72	76	76	74

**[00249]** Table 31 shows additional stabilizer packages that were investigated.

A thioester antioxidant, pentaerythritol tetrakis-(3-dodecylthiopropionate), was employed as a stabilizer in conjunction with PEPQ and/or MZP in a modification of **26**. Table 31 highlights that the YI was again significantly improved in all compositions containing PEPQ. The addition of pentaerythritol tetrakis-(3-dodecylthiopropionate) also improved YI, but less significantly. The compositions containing pentaerythritol tetrakis-(3-dodecylthiopropionate) (compositions **171-174**) resulted in decreased flow, but improved melt stabilities (parallel plate viscosity change). Heat was maintained in all compositions, although a decrease in MAI energy was observed with the addition of MZP (**173**) or a higher loading of PEPQ (**174**).

Table 31

Composition	<b>26</b>	<b>171</b>	<b>172</b>	<b>173</b>	<b>174</b>
PPBP-PC-1 (%)	85.0	85.0	85.0	85.0	85.0
PC-6 (%)	9.61	9.56	9.54	9.52	9.49

Composition	26	171	172	173	174
PBT-1 (%)	5.0	5.0	5.0	5.0	5.0
PETS (%)	0.27	0.27	0.27	0.27	0.27
Phosphite Stab.; Irgafos 168 (%)	0.08	0.08			
Hindered Phenol; Irgafos 1076 (%)	0.04	0.04	0.04	0.04	0.04
MZP (%)				0.02	
PEPQ (%)			0.10	0.10	0.15
Seenox 412S (%)		0.05	0.05	0.05	0.05
Melt density, 330 °C, 2.17 kg (g/cm <sup>3</sup> )	0.86	1.02	1.08	1.07	1.05
MVR, 330 °C, 2.16 kg, 360sec (cm <sup>3</sup> /10 min)	66	61	42	46	42
MFR, 330 °C, 2.16 kg, 360sec (g/10 min)	57	62	45	49	44
Melt, vis 316 °C, 5000s <sup>-1</sup> (Pa-s)	121	118	129	126	130
Tg (°C)	175	175	175	175	175
Parallel Plate Viscosity Change; 300 °C (%)	-59	-57	-49	-42	-44
Parallel Plate Viscosity Change; 316 °C (%)	-84	-82	-75	-69	-72
YI (avg)	10.3	8.5	5.2	3.6	3.9
%T	86.1	87.2	87.9	88.3	88.8
MAI Energy total (standard) (J)	58.7	57.5	55.4	41	45.6
Ductility (%)	40	40	40	20	20
MAI Energy total (abusive) (J)	53.6	45.4	28.9	42.2	49.6
Ductility (%)	20	0	20	20	40
HDT, 0.45 MPa (°C)	162	164	163	163	164
NII 23 °C, 2lb/ft (J/m)	62	66	58	65	65

**[00250]** Selected stabilizer packages from the experiments above were also evaluated in compositions containing 5% PET (Table 32). The experimental results of these PET containing blends incorporating PEPQ were in contrast to the results of the PBT containing blends of Table 31. All compositions containing 5% PET lost transparency (% T dropped from 88% to 66-74%) and had decreased flow (melt viscosity increased to 137-148 Pa-s). However, Tg increased to 185-188 °C, and melt stability improved, especially with PEPQ/ pentaerythritol tetrakis-(3-dodecylthiopropionate) combinations (compositions **179** and **180**). Comparison of compositions **178** and **179** suggested that MZP aids in the reduction of haziness (increase in %T from 65 to 75%). This effect was also observed when comparing compositions **179** (PEPQ/ pentaerythritol tetrakis-(3-dodecylthiopropionate)) and **180** (PEPQ/ pentaerythritol tetrakis-(3-dodecylthiopropionate)/MZP), although the effect is much less pronounced in the presence of pentaerythritol tetrakis-(3-dodecylthiopropionate).

Table 32

Composition	26	175	176	177	178	179	180
PPBP-PC-1 (%)	85.0	85.0	85.0	85.0	85.0	85.0	85.0
PC-6 (%)	9.61	9.61	9.54	9.59	9.57	9.54	9.52
PBT-1 (%)	5.0						
PET-1 (%)		5.0	5.0	5.0	5.0	5.0	5.0
PETS (%)	0.27	0.27	0.27	0.27	0.27	0.27	0.27
Phosphite Stab.; Irgafos 168 (%)	0.08	0.08					
Hindered Phenol; Irgafos 1076 (%)	0.04	0.04	0.04	0.04	0.04	0.04	0.04
MZP (%)					0.02		0.02

Composition	26	175	176	177	178	179	180
PEPQ (%)			0.15	0.10	0.10	0.10	0.10
Secnox 412S (%)						0.05	0.05
MVR, 330 °C, 2.16 kg, 360sec (cm <sup>3</sup> /10 min)	56	33	30	32	34	29	32
MFR, 330 °C, 2.16 kg, 360sec (g/10 min)	62	36	32	33	37	31	34
Melt, vis 316 °C, 5000s <sup>-1</sup> (Pa-s)	127	143	143	144	137	148	144
T <sub>g</sub> (°C)	175	188	187	188	186	185	185
Parallel Plate Viscosity Change; 300 °C (%)	-55	-28	-28	-26	-46	-20	-17
Parallel Plate Viscosity Change; 316 °C (%)	-82	-55	-53	-54	-56	-41	-38
YI (avg)	8.0	16.7	14.1	16.4	13.6	17.3	16.2
%T	87.7	72.0	74.0	64.8	74.5	64.7	66.4
MAI Energy total (standard) (J)	67	66	63	72	70	68	71
Ductility (%)	0	20	40	20	40	20	60
MAI Energy total (abusive) (J)	56	58	67	67	70	64	68
Ductility (%)	20	0	20	40	20	20	60
HDT, 0.45 MPa (°C)	165	171	171	172	168	63	170
NII, 23°C (J/m)	69	69	72	71	75	170	72

**[00251]** Copolyesters PCCD and PCTG were incorporated into PPPBP-PC containing compositions. The blends were made as a mixture of PPPBP-PC-3 with either PC-5 or a combination of PC-4 and PC-6 (Table 33). A pronounced anti-yellowing effect of PEPQ was also observed in this set of compositions. Comparison of compositions **181** (5% PCCD with standard stabilizer) and **182** (5% PCCD with PEPQ) or **184** (5% PCTG with standard stabilizer) and **185** (5% PCTG with PEPQ) demonstrated that PEPQ caused a significant decrease in YI in both PCCD and PCTG blends.

**[00252]** The flow properties of these blends were further improved in comparison to **101**, but addition of the polyesters caused a decrease in T<sub>g</sub>, HDT and melt stability. However, due to the higher heat stability of PCTG and PCCD, the decreases in these properties were less than that observed with 5% PBT (Tables 30 and 31). In addition, the PPPBP-PC-3 copolymer content was maintained at 65%, while the compositions that contain PBT required 85% of the PPPBP-PC-1 copolymer. In addition, the PPPBP-PC-3 containing blends showed an improvement in melt stability.

Table 33

Composition	101	181	182	183	184	185	186
PPPBP-PC-3 (%)	65.0	65.0	65.0	65.0	65.0	65.0	65.0
PC-4 (%)				13.18			13.18
PC-5 (%)	34.61	29.61	29.53		29.61	29.53	
PC-6 (%)				16.43			16.43
PCCD (%)		5.0	5.0	5.0			
PCTG, 80% CHDM (%)					5.0	5.0	5.0
PETS (%)	0.27	0.27	0.27	0.27	0.27	0.27	0.27
Phosphite Stab.; Irgafos 168 (%)	0.08	0.08		0.08	0.08		0.08

Composition	101	181	182	183	184	185	186
Hindered Phenol; Irgafos 1076 (%)	0.04	0.04	0.05	0.04	0.04	0.05	0.04
MZP (%)			0.05			0.05	
PEPQ (%)			0.10			0.10	
MVR, 330 °C, 2.16 kg, 360sec (cm <sup>3</sup> /10 min)	71	97	114	82	94	117	84
MFR, 330 °C, 2.16 kg, 360sec (g/10 min)	76	101	122	87	101	129	93
Melt, vis 316 °C, 5000s <sup>-1</sup> (Pa-s)	97	83	78	94	87	84	89
T <sub>g</sub> (°C)	171	163	167	162	168	165	168
Parallel Plate Viscosity Change; 316 °C (%)	-2	-39	-44	-25	-51	-46	-48
YI (avg)	4.1	6.9	3.7	4.8	5.8	3.4	5.3
Haze	1.1	0.6	1.2	0.6	0.6	0.8	0.5
MAI Energy total (standard) (J)	64	64	61	66	63	68	66
Ductility (%)	70	70	50	100	80	20	70
HDT, 0.45 MPa (°C)	162	155	155	156	157	156	158

**[00253]** Decreased amounts of polyester flow aids (1-2% PBT, PET, PCCD, PCTG) were employed to modify the blend including PPPBP-PC-3 and PC-5 (**101**). As shown in Table 34, a decrease in melt viscosity was observed in all compositions composed of PEPQ and/or 1-2% of the polyester flow aids. The greatest flow improvement was observed with 1% PBT/1% PET (**189**), although this also resulted in the greatest decrease in melt stability. Incorporation of PEPQ caused a slight decrease in viscosity and melt stability even without the addition of any polyesters. These results demonstrated that PPPBP-PC-3 combined with small amounts of flow aid(s) maintained a low YI and resulted in a greater flow increase than with just PPPBP-PC-3 alone.

Table 34

Composition	101	187	188	189	190	191	192	193
PPPBP-PC-3 (%)	65.0	65.0	65.0	65.0	65.0	65.0	65.0	65.0
PC-5 (%)	34.61	34.53	33.53	32.53	32.61	32.53	32.61	32.53
PBT-1 (%)			1.0	1.0				
PET-1 (%)				1.0				
PCCD (%)					2.0	2.0		
PCTG, 80% CHDM (%)							2.0	2.0
PETS (%)	0.27	0.27	0.27	0.27	0.27	0.27	0.27	
Phosphite Stab.; Irgafos 168 (%)	0.08				0.08		0.08	
Hindered Phenol; Irgafos 1076 (%)	0.04	0.05	0.05	0.05	0.04	0.05	0.04	0.05
MZP (%)		0.05	0.05	0.05		0.05		0.05
PEPQ (%)		0.10	0.10	0.10		0.10		0.10
Melt density, 330 °C, 2.17 kg (g/cm <sup>3</sup> )	1.0	1.1	1.1	1.0	1.1	1.1	1.1	1.1
MVR, 330 °C, 2.16 kg, 360sec (cm <sup>3</sup> /10 min)	70	99	98	109	84	104	78	104
MFR, 330 °C, 2.16 kg, 360sec (g/10 min)	73	106	90	114	84	113	85	109
Melt vis 316 °C, 5000s <sup>-1</sup> (Pa-s)	99	86	86	81	96	83	95	83

Composition	101	187	188	189	190	191	192	193
T <sub>g</sub> (°C)	171	171	171	168	168	168	171	168
Parallel Plate Viscosity Change; 316°C (%)	4	-14	-32	-46	-9	-27	-20	-34
YI (avg)	4.4	4.2	3.9	3.9	3.9	3.5	4.0	3.5
Haze	1.0	1.7	1.2	1.0	0.7	1.0	0.7	0.9
MAI Energy total (standard) (J)	66	66	62	62	57	65	68	66
Ductility (%)	90	10	40	33	60	40	70	30
HDT, 0.45 MPa (°C)	164	164	160	155	159	158	160	158

**[00254]** Decreased amounts of polyester flow aids (1-2% PBT, PET, PCCD, PCTG) were also employed to modify the blends including PPPBP-PC-3 and a mixture of PC-4 and PC-6 (**102**). As shown in Table 35, melt viscosity is decreased in all compositions with PEPQ and/or 1-2% of the polyester flow aids. Again, the greatest flow improvement was with 1% PBT/1% PET (**196**), although this also resulted in the greatest decrease in melt stability. Incorporation of PEPQ caused a slight decrease in viscosity and melt stability even without the addition of any polyesters. As in the blends with PC-5, the PPPBP-PC-3 combined with small amounts of flow aid(s) maintained a low YI and resulted in a greater flow increase than with just PPPBP-PC-3 alone. These compositions also demonstrated less influence on melt stability than by the addition of increased amounts of flow aid.

Table 35

Composition	102	194	195	196	197	198	199	200
PPPBP-PC-3 (%)	65.0	65.0	65.0	65.0	65.0	65.0	65.0	65.0
PC-4 (%)	15.38	15.34	14.89	14.44	14.48	14.44	14.48	14.44
PC-6 (%)	19.23	19.19	18.64	18.09	18.13	18.09	18.13	18.09
PBT-1 (%)			1.0	1.0				
PET-1 (%)				1.0				
PCCD (%)					2.0	2.0		
PCTG, 80% CHDM (%)							2.0	2.0
PETS (%)	0.27	0.27	0.27	0.27	0.27	0.27	0.27	0.27
Phosphite Stab.; Irgafos 168 (%)	0.08				0.08		0.08	
Hindered Phenol; Irgafos 1076 (%)	0.04	0.05	0.05	0.05	0.04	0.05	0.04	0.05
MZP (%)		0.05	0.05	0.05		0.05		0.05
PEPQ (%)		0.10	0.10	0.10		0.10		0.10
Melt density, 330 °C, 2.17 kg (g/cm <sup>3</sup> )	0.91	1.07	0.9	1.12	1.04	1.05	1.06	1.0
MVR, 330 °C, 2.16 kg, 360sec (cm <sup>3</sup> /10 min)	87	109	131	120	83	116	91	115
MFR, 330 °C, 2.16 kg, 360sec (g/10 min)	75	114	108	138	90	120	95	110
Melt vis 316 °C, 5000s <sup>-1</sup> (Pa-s)	110	80	78	75	91	77	88	79
T <sub>g</sub> (°C)	171	171	168	165	168	164	168	168
Parallel Plate Viscosity Change; 316°C (%)	-1	-18	-33	-46	-14	-30	-25	-37
YI (avg)	3.8	3.5	3.5	3.5	3.8	3.5	3.9	3.3
Haze	1.5	1.2	1.2	1.0	0.7	1.0	0.6	0.9
MAI Energy total (standard) (J)	61	61	47	54	54	58	58	46



at each occurrence is independently C<sub>1</sub>-C<sub>12</sub> alkyl or halogen, or two R<sup>g</sup> groups together with the carbon atoms to which they are attached form a four-, five, or six-membered cycloalkyl group; t is 0 to 10; and x:y is 1:99 to 99:1; (b) a second polycarbonate that is a Bisphenol A (BPA) polycarbonate-polydimethylsiloxane copolymer comprising 5 wt% to 25 wt% siloxane, having an average polydimethylsiloxane block length of 30 to 100 units; and (c) optionally a third polycarbonate that is a BPA polycarbonate having a weight average molecular weight of 17,000 g/mol [ $\pm$  1,000 g/mol] to 24,000 g/mol [ $\pm$  1,000 g/mol], as determined by gel permeation chromatography (GPC) using BPA polycarbonate standards; wherein the composition has a heat deflection temperature of at least 140 °C, measured at 0.45 MPa in accordance with ISO 75; wherein the composition has a melt viscosity of less than 350 Pa·s, measured in accordance with ISO 11443 at 300 °C at a shear rate of 1500 s<sup>-1</sup>.

**[00256]** Embodiment 2: The article of Embodiment 1, wherein the article has one or more of the following properties: a minimum haze onset temperature of 145 °C; achieves a GT0 metal adhesion rating when measured in accordance with ASTM 3359/ISO 2409; and exhibits 0% corrosion when stored for 240 hours at 98% relative humidity at 40 °C, in accordance with DIN 50017.

**[00257]** Embodiment 3: The article of Embodiment 1 or Embodiment 2, wherein the first polycarbonate comprises at least 18 mol% structural units derived from BPA, and has a Tg of at least 170°C.

**[00258]** Embodiment 4: The article of any one of Embodiments 1-3, wherein the first polycarbonate comprises 31 mol% to 35 mol% structural units derived from PPPBP.

**[00259]** Embodiment 5: The article of any one of Embodiments 1-4, wherein the first polycarbonate is: a para-cumylphenol end-capped polycarbonate comprising structural units derived from PPPBP and BPA, having a weight average molecular weight of 17,000 g/mol [ $\pm$  1,000 g/mol] to 20,000 g/mol [ $\pm$  1,000 g/mol] or 23,000 g/mol [ $\pm$  1,000 g/mol] to 40,000 g/mol [ $\pm$  1,000 g/mol], as determined by gel permeation chromatography (GPC) using BPA polycarbonate standards.

**[00260]** Embodiment 6: The article of any one of Embodiments 1-5, wherein the first polycarbonate is selected from: a para-cumylphenol end-capped polycarbonate comprising structural units derived from PPPBP and BPA, having a weight average molecular weight of 17,000 g/mol [ $\pm$  1,000 g/mol] as determined by gel permeation chromatography (GPC) using BPA polycarbonate standards; and a para-cumylphenol end-capped polycarbonate comprising structural units derived from PPPBP and BPA, having a

weight average molecular weight of 23,000 g/mol [ $\pm$  1,000 g/mol], as determined by gel permeation chromatography (GPC) using BPA polycarbonate standards.

**[00261]** Embodiment 7: The article of any one of Embodiments 1-6, wherein the second polycarbonate is: a PCP end-capped BPA polycarbonate-polydimethylsiloxane copolymer comprising 6 wt% siloxane, having an average polydimethylsiloxane block length of 45 units; or a PCP end-capped BPA polycarbonate-polydimethylsiloxane copolymer comprising 20 wt% siloxane, having an average polydimethylsiloxane block length of 45 units; wherein the second polycarbonate has a weight average molecular weight of 23,000 g/mol [ $\pm$  1,000 g/mol] to 30,000 g/mol [ $\pm$  1,000 g/mol], as determined by gel permeation chromatography (GPC) using BPA polycarbonate standards.

**[00262]** Embodiment 8: The article of any one of Embodiments 1-7, wherein the third polycarbonate is: a PCP end-capped linear BPA polycarbonate having a weight average molecular weight of 18,200 g/mol [ $\pm$  1,000 g/mol], as determined by gel permeation chromatography (GPC) using BPA polycarbonate standards; a PCP end-capped linear BPA polycarbonate having a weight average molecular weight of 18,800 g/mol [ $\pm$  1,000 g/mol], as determined by gel permeation chromatography (GPC) using BPA polycarbonate standards; a phenol end-capped linear BPA polycarbonate having a weight average molecular weight of 21,800 g/mol [ $\pm$  1,000 g/mol] as determined by GPC using BPA polycarbonate standards; or a PCP end-capped linear BPA polycarbonate having a weight average molecular weight of 21,900 g/mol [ $\pm$  1,000 g/mol] as determined by gel permeation chromatography (GPC) using BPA polycarbonate standards.

**[00263]** Embodiment 9: The article of any one of Embodiments 1-8, wherein the composition comprises: 40 wt% to 85 wt% of the first polycarbonate; 5 wt% to 60 wt% of the second polycarbonate; and optionally 10 wt% to 55 wt% of the third polycarbonate; provided that the combined wt% value of all components does not exceed 100 wt%.

**[00264]** Embodiment 10: The article according to any one of Embodiment 1-9, wherein the composition is selected from the group consisting of (1) to (9): (1) a composition comprising 64 wt% of the first polycarbonate; 18 wt% of the second polycarbonate; 17.58 wt% the third polycarbonate; and 0.42 wt% of additives; (2) a composition comprising 64 wt% of the first polycarbonate; 35.58 wt% of the second polycarbonate; and 0.42 wt% of additives; (3) a composition comprising 64 wt% of the first polycarbonate; 5.4 wt% of the second polycarbonate; 30.18 wt% the third polycarbonate; and 0.42 wt% of additives; (4) a composition comprising 64 wt% of the first polycarbonate; 10.674 wt% of the second polycarbonate; 24.906 wt% the third polycarbonate; and 0.42 wt% of additives; (5) a

composition comprising 45 wt% of the first polycarbonate; 18.23 wt% of the second polycarbonate; 36.35 wt% the third polycarbonate; and 0.42 wt% of additives; (6) a composition comprising 45 wt% of the first polycarbonate; 36.47 wt% of the second polycarbonate; 18.11 wt% the third polycarbonate; and 0.42 wt% of additives; (7) a composition comprising 45 wt% of the first polycarbonate; 54.58 wt% of the second polycarbonate; and 0.42 wt% of additives; (8) a composition comprising 45 wt% of the first polycarbonate; 10.941 wt% of the second polycarbonate; 46.639 wt% the third polycarbonate; and 0.42 wt% of additives; and (9) a composition comprising 45 wt% of the first polycarbonate; 16.37 wt% of the second polycarbonate; 38.21 wt% the third polycarbonate; and 0.42 wt% of additives.

**[00265]** Embodiment 11: The article of any one of Embodiments 1-10, wherein a molded sample of the composition has at least 100% ductility in a multi-axial impact test at 23 °C, measured in accordance with ISO 6603; a molded sample of the composition has at least 80% ductility in a multi-axial impact test at 0 °C, measured in accordance with ISO 6603.8; or wherein the composition has a heat deflection temperature of at least 150 °C, at least 155 °C, or at least 160 °C, measured at 0.45 MPa in accordance with ISO 75.

**[00266]** Embodiment 12: The article of any one of Embodiments 1-11, wherein the composition has a melt viscosity of less than 310 Pa·s, less than 290 Pa·s, or less than 260 Pa·s, measured in accordance with ISO 11443 at 300 °C at a shear rate of 1500 s<sup>-1</sup>.

**[00267]** Embodiment 13: The article of any one of Embodiments 1-12, wherein the composition has a notched Izod impact strength (NII) of at least 11 kJ/m<sup>2</sup> at 23 °C, at least 13 kJ/m<sup>2</sup> at 23 °C, at least 15 kJ/m<sup>2</sup> at 23 °C, or at least 25 kJ/m<sup>2</sup> at 23 °C, measured in accordance with ISO 180;

**[00268]** Embodiment 14: The article of any one of Embodiments 1-13, wherein the composition comprises 5 wt% to 35 wt% filler (e.g., talc, clay, glass, or a combination thereof).

**[00269]** Embodiment 15: The article of any one of Embodiments 1-14, wherein a 3.0 mm plaque comprising the composition, metallized with a 100 nm to 150 nm thick aluminum layer using a physical vapor deposition process, and protected with a plasma-deposited siloxane hard-coat (e.g., of 50 nm), has a minimum haze onset temperature of 160 °C.

**[00270]** Embodiment 16: The article of Embodiment 15, wherein the plaque has a minimum haze onset temperature of 165 °C; wherein the plaque achieves a GT0 metal

adhesion rating when measured in accordance with ASTM 3359/ISO 2409; or wherein the plaque exhibits 0% corrosion when stored for 240 hours at 98% relative humidity at 40 °C, in accordance with DIN 50017.

**[00271]** Embodiment 17: The article of any one of Embodiments 1-14, wherein a 1.5 mm plaque comprising the composition, metallized with a 100 nm to 150 nm thick aluminum layer using a physical vapor deposition process, and protected with a plasma-deposited siloxane hard-coat (e.g., of 50 nm), has a minimum haze onset temperature of 155 °C.

**[00272]** Embodiment 18: The article of Embodiment 17, wherein the plaque has a minimum haze onset temperature of 160 °C; wherein the plaque achieves a GT0 metal adhesion rating when measured in accordance with ASTM 3359/ISO 2409; or wherein the plaque exhibits 0% corrosion when stored for 240 hours at 98% relative humidity at 40 °C, in accordance with DIN 50017.

**[00273]** Embodiment 19: The article of any one of Embodiments 1-18, wherein a metallized part comprising the composition has an L\* of 20 or less or 15 or less when measured using a spectrophotometer in reflection mode with specular light excluded.

**[00274]** Embodiment 20: The article of any one of Embodiments 1-19, selected from instrument panels, overhead consoles, interior trim, center consoles, panels, quarter panels, rocker panels, trim, fenders, doors, deck lids, trunk lids, hoods, bonnets, roofs, bumpers, fascia, grilles, minor housings, pillar appliquéés, cladding, body side moldings, wheel covers, hubcaps, door handles, spoilers, window frames, headlamp bezels, headlamps, tail lamps, tail lamp housings, tail lamp bezels, license plate enclosures, roof racks, circuit breakers, electrical and electronic housings, and running boards, or any combination thereof.



the carbon atoms to which they are attached form a four-, five, or six-membered cycloalkyl group; t is 0 to 10; and x:y is 1:99 to 99:1;

(b) a second polycarbonate that is a Bisphenol A (BPA) polycarbonate-polydimethylsiloxane copolymer comprising 5 wt% to 25 wt% siloxane, having an average polydimethylsiloxane block length of 30 to 100 units; and

(c) optionally a third polycarbonate that is a BPA polycarbonate having a weight average molecular weight of 17,000 g/mol [ $\pm$  1,000 g/mol] to 24,000 g/mol [ $\pm$  1,000 g/mol], as determined by gel permeation chromatography (GPC) using BPA polycarbonate standards;

wherein the composition has a heat deflection temperature of at least 140 °C, measured at 0.45 MPa in accordance with ISO 75;

wherein the composition has a melt viscosity of less than 350 Pa·s, measured in accordance with ISO 11443 at 300 °C at a shear rate of 1500 s<sup>-1</sup>.

2. The article of claim 1, wherein the article has one or more of the following properties:

a minimum haze onset temperature of 145 °C;

achieves a GT0 metal adhesion rating when measured in accordance with ASTM 3359/ISO 2409; and

exhibits 0% corrosion when stored for 240 hours at 98% relative humidity at 40 °C, in accordance with DIN 50017.

3. The article of claim 1 or claim 2, wherein the first polycarbonate comprises at least 18 mol% structural units derived from BPA, and has a Tg of at least 170°C.

4. The article of any one of claims 1-3, wherein the first polycarbonate comprises 31 mol% to 35 mol% structural units derived from PPPBP.

5. The article of any one of claims 1-4, wherein the first polycarbonate is:

a para-cumylphenol end-capped polycarbonate comprising structural units derived from PPPBP and BPA, having a weight average molecular weight of 17,000 g/mol [ $\pm$  1,000 g/mol] to 20,000 g/mol [ $\pm$  1,000 g/mol] or 23,000 g/mol [ $\pm$  1,000 g/mol] to 40,000 g/mol [ $\pm$  1,000 g/mol], as determined by gel permeation chromatography (GPC) using BPA polycarbonate standards.

6. The article of any one of claims 1-5, wherein the first polycarbonate is selected from:

a para-cumylphenol end-capped polycarbonate comprising structural units derived from PPPBP and BPA, having a weight average molecular weight of 17,000 g/mol [ $\pm$  1,000 g/mol] as determined by gel permeation chromatography (GPC) using BPA polycarbonate standards; and

a para-cumylphenol end-capped polycarbonate comprising structural units derived from PPPBP and BPA, having a weight average molecular weight of 23,000 g/mol [ $\pm$  1,000 g/mol], as determined by gel permeation chromatography (GPC) using BPA polycarbonate standards.

7. The article of any one of claims 1-6, wherein the second polycarbonate is a PCP end-capped BPA polycarbonate-polydimethylsiloxane copolymer comprising 6 wt% siloxane, having an average polydimethylsiloxane block length of 45 units; or

a PCP end-capped BPA polycarbonate-polydimethylsiloxane copolymer comprising 20 wt% siloxane, having an average polydimethylsiloxane block length of 45 units; wherein the second polycarbonate has a weight average molecular weight of 23,000 g/mol [ $\pm$  1,000 g/mol] to 30,000 g/mol [ $\pm$  1,000 g/mol], as determined by gel permeation chromatography (GPC) using BPA polycarbonate standards.

8. The article of any one of claims 1-7, wherein the third polycarbonate is a PCP end-capped linear BPA polycarbonate having a weight average molecular weight of 18,200 g/mol [ $\pm$  1,000 g/mol], as determined by gel permeation chromatography (GPC) using BPA polycarbonate standards;

a PCP end-capped linear BPA polycarbonate having a weight average molecular weight of 18,800 g/mol [ $\pm$  1,000 g/mol], as determined by gel permeation chromatography (GPC) using BPA polycarbonate standards;

a phenol end-capped linear BPA polycarbonate having a weight average molecular weight of 21,800 g/mol [ $\pm$  1,000 g/mol] as determined by GPC using BPA polycarbonate standards; or

a PCP end-capped linear BPA polycarbonate having a weight average molecular weight of 21,900 g/mol [ $\pm$  1,000 g/mol] as determined by gel permeation chromatography (GPC) using BPA polycarbonate standards.

9. The article of any one of claims 1-8, wherein the composition comprises 40 wt% to 85 wt% of the first polycarbonate; 5 wt% to 60 wt% of the second polycarbonate; and optionally 10 wt% to 55 wt% of the third polycarbonate; provided that the combined wt% value of all components does not exceed 100 wt%.

10. The article according to any one of claim 1-9, wherein the composition is selected from the group consisting of (1) to (9):

(1) a composition comprising 64 wt% of the first polycarbonate; 18 wt% of the second polycarbonate; 17.58 wt% the third polycarbonate; and 0.42 wt% of additives;

(2) a composition comprising 64 wt% of the first polycarbonate; 35.58 wt% of the second polycarbonate; and 0.42 wt% of additives;

(3) a composition comprising 64 wt% of the first polycarbonate; 5.4 wt% of the second polycarbonate; 30.18 wt% the third polycarbonate; and 0.42 wt% of additives;

(4) a composition comprising 64 wt% of the first polycarbonate; 10.674 wt% of the second polycarbonate; 24.906 wt% the third polycarbonate; and 0.42 wt% of additives;

(5) a composition comprising 45 wt% of the first polycarbonate; 18.23 wt% of the second polycarbonate; 36.35 wt% the third polycarbonate; and 0.42 wt% of additives;

(6) a composition comprising 45 wt% of the first polycarbonate; 36.47 wt% of the second polycarbonate; 18.11 wt% the third polycarbonate; and 0.42 wt% of additives;

(7) a composition comprising 45 wt% of the first polycarbonate; 54.58 wt% of the second polycarbonate; and 0.42 wt% of additives;

(8) a composition comprising 45 wt% of the first polycarbonate; 10.941 wt% of the second polycarbonate; 46.639 wt% the third polycarbonate; and 0.42 wt% of additives; and

(9) a composition comprising 45 wt% of the first polycarbonate; 16.37 wt% of the second polycarbonate; 38.21 wt% the third polycarbonate; and 0.42 wt% of additives.

11. The article of any one of claims 1-10, wherein

a molded sample of the composition has at least 100% ductility in a multi-axial impact test at 23 °C, measured in accordance with ISO 6603; a molded sample of the composition has at least 80% ductility in a multi-axial impact test at 0 °C, measured in accordance with ISO 6603.8; or wherein the composition has a heat deflection temperature of at least 150 °C, at least 155 °C, or at least 160 °C, measured at 0.45 MPa in accordance with ISO 75.

12. The article of any one of claims 1-11, wherein the composition has a melt viscosity of less than 310 Pa·s, less than 290 Pa·s, or less than 260 Pa·s, measured in accordance with ISO 11443 at 300 °C at a shear rate of 1500 s<sup>-1</sup>.

13. The article of any one of claims 1-12, wherein the composition has a notched Izod impact strength (NII) of at least 11 kJ/m<sup>2</sup> at 23 °C, at least 13 kJ/m<sup>2</sup> at 23 °C, at least 15 kJ/m<sup>2</sup> at 23 °C, or at least 25 kJ/m<sup>2</sup> at 23 °C, measured in accordance with ISO 180;

14. The article of any one of claims 1-13, wherein the composition comprises 5 wt% to 35 wt% filler.

15. The article of any one of claims 1-14, wherein a 3.0 mm plaque comprising the composition, metallized with a 100 nm to 150 nm thick aluminum layer using a physical

vapor deposition process, and protected with a plasma-deposited siloxane hard-coat, has a minimum haze onset temperature of 160 °C.

16. The article of claim 15, wherein the plaque has a minimum haze onset temperature of 165 °C; wherein the plaque achieves a GT0 metal adhesion rating when measured in accordance with ASTM 3359/ISO 2409; or wherein the plaque exhibits 0% corrosion when stored for 240 hours at 98% relative humidity at 40 °C, in accordance with DIN 50017.

17. The article of any one of claims 1-14, wherein a 1.5 mm plaque comprising the composition, metallized with a 100 nm to 150 nm thick aluminum layer using a physical vapor deposition process, and protected with a plasma-deposited siloxane hard-coat, has a minimum haze onset temperature of 155 °C.

18. The article of claim 17, wherein the plaque has a minimum haze onset temperature of 160 °C; wherein the plaque achieves a GT0 metal adhesion rating when measured in accordance with ASTM 3359/ISO 2409; or wherein the plaque exhibits 0% corrosion when stored for 240 hours at 98% relative humidity at 40 °C, in accordance with DIN 50017.

19. The article of any one of claims 1-18, wherein a metallized part comprising the composition has an L\* of 20 or less or 15 or less when measured using a spectrophotometer in reflection mode with specular light excluded.

20. The article of any one of claims 1-19, selected from instrument panels, overhead consoles, interior trim, center consoles, panels, quarter panels, rocker panels, trim, fenders, doors, deck lids, trunk lids, hoods, bonnets, roofs, bumpers, fascia, grilles, minor housings, pillar appliqué, cladding, body side moldings, wheel covers, hubcaps, door handles, spoilers, window frames, headlamp bezels, headlamps, tail lamps, tail lamp housings, tail lamp bezels, license plate enclosures, roof racks, circuit breakers, electrical and electronic housings, and running boards, or any combination thereof.

1/1




FIG. 1

**INTERNATIONAL SEARCH REPORT**

International application No  
PCT/IB2015/052763

**A. CLASSIFICATION OF SUBJECT MATTER**  
 INV. C08L69/00 C08L83/10  
 ADD.  
 According to International Patent Classification (IPC) or to both national classification and IPC

**B. FIELDS SEARCHED**  
 Minimum documentation searched (classification system followed by classification symbols)  
 C08L  
 Documentation searched other than minimum documentation to the extent that such documents are included in the fields searched

Electronic data base consulted during the international search (name of data base and, where practicable, search terms used)  
 EPO-Internal, WPI Data

Category*	Citation of document, with indication, where appropriate, of the relevant passages	Relevant to claim No.
X	US 2011/060106 A1 (DE KRAKER KEES [NL] ET AL) 10 March 2011 (2011-03-10) examples 11,13-16,22,23,35-37 paragraphs [0061], [0137] -----	1-20
X	US 2009/318604 A1 (DE KRAKER KEES [NL] ET AL) 24 December 2009 (2009-12-24) paragraphs [0061], [0138]; examples 1,2,4,5,7,8,10,11 -----	1-20
A	EP 0 681 037 A1 (GEN ELECTRIC [US]) 8 November 1995 (1995-11-08) claims -----	1-20

Further documents are listed in the continuation of Box C.       See patent family annex.

\* Special categories of cited documents :

"A" document defining the general state of the art which is not considered to be of particular relevance	"T" later document published after the international filing date or priority date and not in conflict with the application but cited to understand the principle or theory underlying the invention
"E" earlier application or patent but published on or after the international filing date	"X" document of particular relevance; the claimed invention cannot be considered novel or cannot be considered to involve an inventive step when the document is taken alone
"L" document which may throw doubts on priority claim(s) or which is cited to establish the publication date of another citation or other special reason (as specified)	"Y" document of particular relevance; the claimed invention cannot be considered to involve an inventive step when the document is combined with one or more other such documents, such combination being obvious to a person skilled in the art
"O" document referring to an oral disclosure, use, exhibition or other means	"&" document member of the same patent family
"P" document published prior to the international filing date but later than the priority date claimed	

Date of the actual completion of the international search  16 July 2015	Date of mailing of the international search report  23/07/2015
---	--

Name and mailing address of the ISA/ European Patent Office, P.B. 5818 Patentlaan 2 NL - 2280 HV Rijswijk Tel. (+31-70) 340-2040, Fax: (+31-70) 340-3016	Authorized officer  Schlicke, Benedikt
--	--

# INTERNATIONAL SEARCH REPORT

Information on patent family members

International application No

PCT/IB2015/052763

Patent document cited in search report	Publication date	Publication date	Patent family member(s)	Publication date
US 2011060106	A1	10-03-2011	NONE	
-----				
US 2009318604	A1	24-12-2009	NONE	
-----				
EP 0681037	A1	08-11-1995	CN 1117916 A	06-03-1996
			DE 69405852 D1	30-10-1997
			DE 69405852 T2	09-04-1998
			EP 0681037 A1	08-11-1995
			ES 2107737 T3	01-12-1997
			JP H0849064 A	20-02-1996
			US 5503934 A	02-04-1996
			US 5885497 A	23-03-1999
-----				