

A&A Ref: 149151

PUBLICATION PARTICULARS AND ABSTRACT
(Section 32(3)(a) - Regulations 22(1)(g) and 31)

21	01	PATENT APPLICATION NO	22	LODGING DATE	43	ACCEPTANCE DATE
----	----	-----------------------	----	--------------	----	-----------------

... 2003/8642

5 November 2003

7.2.05

51	INTERNATIONAL CLASSIFICATION	NOT FOR PUBLICATION
----	------------------------------	---------------------

C07D A61K A61P

CLASSIFIED BY: ISA

71	FULL NAME(S) OF APPLICANT(S)
----	------------------------------

AstraZeneca AB

72	FULL NAME(S) OF INVENTOR(S)
----	-----------------------------

BROWN, William
WALPOLE, Christopher

GRIFFIN, Andrew

EARLIEST PRIORITY CLAIMED		COUNTRY		NUMBER		DATE	
		33	SE	31	0101773-0	32	18 May 2001

NOTE: The country must be indicated by its International Abbreviation - see schedule 4 of the Regulations

54	TITLE OF INVENTION
----	--------------------

4-(phenyl-(piperidin-4-yl)-amino)-benzamide derivatives and their use for the treatment of pain, anxiety or gastrointestinal disorders

57	ABSTRACT (NOT MORE THAN 150 WORDS)
----	------------------------------------

NUMBER OF SHEETS	43
------------------	----

The sheet(s) containing the abstract is/are attached.

~~If no classification is furnished, Form P.9 should accompany this form.~~
~~The figure of the drawing to which the abstract refers is attached.~~

(12) INTERNATIONAL APPLICATION PUBLISHED UNDER THE PATENT COOPERATION TREATY (PCT)

(19) World Intellectual Property Organization
International Bureau



(43) International Publication Date
28 November 2002 (28.11.2002)

PCT

(10) International Publication Number
WO 02/094785 A1

(51) International Patent Classification⁷: **C07D 211/58**,
401/06, 407/06, 409/06, 417/06, A61K 31/4468, 31/4523,
A61P 25/04, 25/00

MX, MZ, NO, NZ, OM, PH, PL, PT, RO, RU, SD, SE, SG,
SI, SK, SL, TJ, TM, TN, TR, TT, TZ, UA, UG, US, UZ,
VN, YU, ZA, ZM, ZW.

(21) International Application Number: PCT/SE02/00957

(84) Designated States (regional): ARIPO patent (GH, GM,
KE, LS, MW, MZ, SD, SL, SZ, TZ, UG, ZM, ZW),
Eurasian patent (AM, AZ, BY, KG, KZ, MD, RU, TJ, TM),
European patent (AT, BE, CH, CY, DE, DK, ES, FI, FR,
GB, GR, IE, IT, LU, MC, NL, PT, SE, TR), OAPI patent
(BF, BJ, CF, CG, CI, CM, GA, GN, GQ, GW, ML, MR,
NE, SN, TD, TG).

(22) International Filing Date: 16 May 2002 (16.05.2002)

(25) Filing Language: English

(26) Publication Language: English

(30) Priority Data:
0101773-0 18 May 2001 (18.05.2001) SE

Declarations under Rule 4.17:

— as to applicant's entitlement to apply for and be granted
a patent (Rule 4.17(ii)) for the following designations AE,
AG, AL, AM, AT, AU, AZ, BA, BB, BG, BR, BY, BZ, CA,
CH, CN, CO, CR, CU, CZ, DE, DK, DM, DZ, EC, EE, ES,
FI, GB, GD, GE, GH, GM, HR, HU, ID, IL, IN, IS, JP, KE,
KG, KP, KR, KZ, LC, LK, LR, LS, LT, LU, LV, MA, MD, MG,
MK, MN, MW, MX, MZ, NO, NZ, OM, PH, PL, PT, RO, RU,
SD, SE, SG, SI, SK, SL, TJ, TM, TN, TR, TT, TZ, UA, UG,
UZ, VN, YU, ZA, ZM, ZW, ARIPO patent (GH, GM, KE, LS,
MW, MZ, SD, SL, SZ, TZ, UG, ZM, ZW), Eurasian patent
(AM, AZ, BY, KG, KZ, MD, RU, TJ, TM), European patent
(AT, BE, CH, CY, DE, DK, ES, FI, FR, GB, GR, IE, IT, LU,
MC, NL, PT, SE, TR), OAPI patent (BF, BJ, CF, CG, CI,
CM, GA, GN, GQ, GW, ML, MR, NE, SN, TD, TG)
— of inventorship (Rule 4.17(iv)) for US only

(71) Applicant (for all designated States except US): **AS-
TRAZENECA AB** [SE/SE]; S-151 85 Södertälje (SE).

(72) Inventors; and

(75) Inventors/Applicants (for US only): **BROWN, William**
[CA/CA]; AstraZeneca R & D Montreal, 7171 Freder-
ick-Banting, St. Laurent, Montreal, Québec H4S 1Z9
(CA). **GRIFFIN, Andrew** [GB/CA]; AstraZeneca R &
D Montreal, 7171 Frederick-Banting, St. Laurent, Mon-
treal, Québec H4S 1Z9 (CA). **WALPOLE, Christopher**
[GB/CA]; AstraZeneca R & D Montreal, 7171 Freder-
ick-Banting, St. Laurent, Montreal, Québec H4S 1Z9
(CA).

Published:

— with international search report
— before the expiration of the time limit for amending the
claims and to be republished in the event of receipt of
amendments

(74) Agent: **GLOBAL INTELLECTUAL PROPERTY**; As-
traZeneca AB, S-151 85 Södertälje (SE).

(81) Designated States (national): AE, AG, AL, AM, AT, AU,
AZ, BA, BB, BG, BR, BY, BZ, CA, CH, CN, CO, CR, CU,
CZ, DE, DK, DM, DZ, EC, EE, ES, FI, GB, GD, GE, GH,
GM, HR, HU, ID, IL, IN, IS, JP, KE, KG, KP, KR, KZ, LC,
LK, LR, LS, LT, LU, LV, MA, MD, MG, MK, MN, MW,

For two-letter codes and other abbreviations, refer to the "Guid-
ance Notes on Codes and Abbreviations" appearing at the begin-
ning of each regular issue of the PCT Gazette.

(54) Title: 4-(phenyl-(piperidin-4-yl)-amino)-benzamide derivatives and their use for the treatment of pain, anxiety or gastrointesti-
nal disorders

(57) Abstract: Compounds of general formula I [Chemical formula should be inserted here. Please see paper copy] R₁ is selected
from any one of phenyl, pyridinyl, thienyl, furanyl, imidazolyl, pyrrolyl, triazolyl, thiazolyl and pyridine N-oxide; where each R₁
phenyl ring and R₁ heteroaromatic ring may optionally and independently be further substituted by 1,2 or 3 substituents selected
from straight and branched C₁-C₆alkyl, NO₂, CF₃, C₁-C₆alkoxy, chloro, fluoro, bromo, and iodo. The substitutions on the phenyl
ring and on the heteroaromatic ring may take place in any position on said ring systems; are disclosed and claimed in the present
application, as well as salts and pharmaceutical compositions comprising the novel compounds and their use in therapy, in particular
in the management of pain, anxiety and functional gastrointestinal disorders.



WO 02/094785 A1

4-(phenyl-(piperidin-4-yl)-amino)-benzamide derivatives and their use for the treatment of pain, anxiety or gastrointestinal disorders

Field of the Invention

5 The present invention is directed to novel compounds, to a process for their preparation, their use and pharmaceutical compositions comprising the novel compounds. The novel compounds are useful in therapy, and in particular for the treatment of pain, anxiety, and functional gastrointestinal disorders.

10 Background of the Invention

The δ receptor has been identified as having a role in many bodily functions such as circulatory and pain systems. Ligands for the δ receptor may therefore find potential use as analgesics, and/or as antihypertensive agents. Ligands for the δ receptor have also been shown
15 to possess immunomodulatory activities.

The identification of at least three different populations of opioid receptors (μ , δ and κ) is now well established and all three are apparent in both central and peripheral nervous systems of many species including man. Analgesia has been observed in various animal models when one
20 or more of these receptors has been activated.

With few exceptions, currently available selective opioid δ ligands are peptidic in nature and are unsuitable for administration by systemic routes. One example of a non-peptidic δ -agonist is SNC80 (*Bilsky E.J. et al., Journal of Pharmacology and Experimental
25 Therapeutics, 273(1), pp. 359-366 (1995)*). There is however still a need for selective δ -agonists having not only improved selectivity, but also an improved side-effect profile.

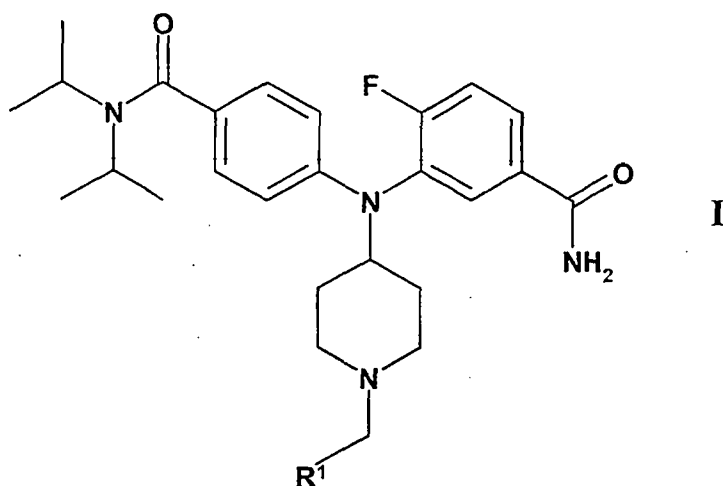
Thus, the problem underlying the present invention was to find new analgesics having improved analgesic effects, but also with an improved side-effect profile over current μ
30 agonists, as well as having improved systemic efficacy.

Analgesics that have been identified and are existing in the prior art have many disadvantages in that they suffer from poor pharmacokinetics and are not analgesic when administered by systemic routes. Also, it has been documented that preferred δ agonist compounds, described within the prior art, show significant convulsive effects when administered systemically.

We have now found certain compounds that exhibit surprisingly improved properties, *i.a.* improved δ -agonist potency, in vivo potency, pharmacokinetic, bioavailability, in vitro stability and/or lower toxicity.

Outline of the Invention

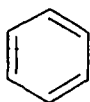
The novel compounds according to the present invention are defined by the formula I



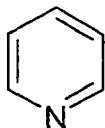
wherein

R¹ is selected from any one of

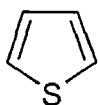
(i) phenyl;



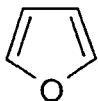
(ii) pyridinyl



5 (iii) thienyl

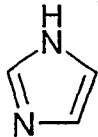


(iv) furanyl

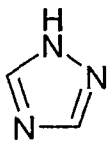


10

(v) imidazolyl

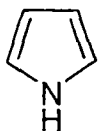


(vi) triazolyl

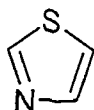


15

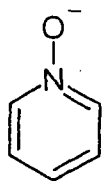
(vii) pyrrolyl



20 (viii) thiazolyl



(ix) pyridyl-N-oxide



where each R^1 phenyl ring and R^1 heteroaromatic ring may optionally and independently be further substituted by 1, 2 or 3 substituents independently selected from straight and branched C_1 - C_6 alkyl, NO_2 , CF_3 , C_1 - C_6 alkoxy, chloro, fluoro, bromo, and iodo. The substitutions on the phenyl ring and on the heteroaromatic ring may take place in any position on said ring systems;

When the R^1 phenyl ring and the R^1 heteroaromatic ring(s) are substituted, the preferred substituents are independently selected from anyone of CF_3 , methyl, iodo, bromo, fluoro and chloro.

Another embodiment of the present invention is a compound according to figure I wherein R^1 is as defined above and each R^1 phenyl ring and R^1 heteroaromatic ring may independently be further substituted by a methyl group

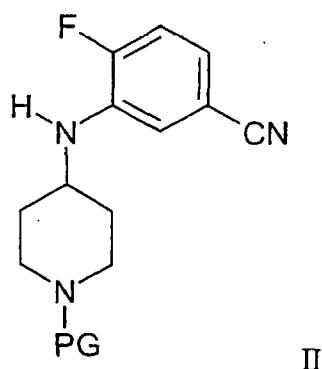
A further embodiment of the present invention is a compound according to figure I wherein R^1 is phenyl, pyrrolyl, pyridinyl, thienyl or furanyl, optionally with 1 or 2 of the preferred substituents on the R^1 phenyl or R^1 heteroaromatic ring.

A further embodiment of the present invention is a compound according to figure I wherein R^1 is phenyl, pyrrolyl or pyridinyl, optionally with 1 or 2 of the preferred substituents on the R^1 phenyl or R^1 heteroaromatic ring.

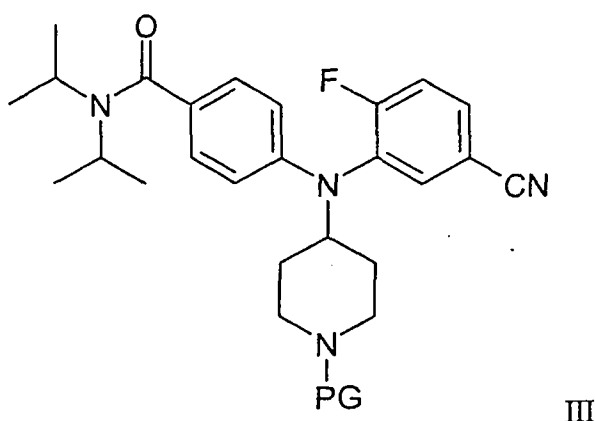
Another embodiment of the present invention is a compound according to figure I wherein R^1 is thienyl or furanyl, optionally with 1 or 2 of the preferred substituents on the R^1 heteroaromatic ring..

Within the scope of the invention are also salts and enantiomers of the compounds of the formula I, including salts of enantiomers.

- 5 Reaction step **b** in Scheme 1, *vide infra*, is performed by reacting an intermediate compound of the general formula II



- wherein PG is a urethane protecting group, such as Boc and CBZ, or benzyl or substituted benzyl protecting group, such as 2,4-dimethoxybenzyl; with N,N-diisopropyl-4-bromobenzamide, using a palladium catalyst, e.g. tris(dibenzylideneacetone) dipalladium(0) (Pd₂(dba)₃), in the presence of a base, e.g. *tert*-BuONa and a phosphine ligand such as bis-diphenylphosphanyl-dimethyl-9H-xanthene (xantphos), to give the compounds of general formula III,



which is thereafter deprotected, under standard conditions hydrolysed under basic conditions and alkylated using either:

- i) a compound of the general formula R¹-CH₂-X, wherein R¹ is as defined above and X is a halogen, preferably bromine or chlorine and a suitable base, or

ii) a compound of the general formula $R^1\text{-CHO}$, wherein R^1 is as defined above, and a suitable reducing agent, to give compounds of the general formula I.

Suitable bases to be used in the standard alkylation step i) above include, but are not limited to, triethylamine and potassium carbonate.

Suitable reducing agents to be used in the standard reduction step ii) include, but are not limited to, sodium cyanoborohydride and sodium triacetoxyborohydride.

The novel compounds of the present invention are useful in therapy, especially for the treatment of various pain conditions such as chronic pain, neuropathic pain, acute pain, cancer pain, pain caused by rheumatoid arthritis, migraine, visceral pain etc. This list should however not be interpreted as exhaustive.

Compounds of the invention are useful as immunomodulators, especially for autoimmune diseases, such as arthritis, for skin grafts, organ transplants and similar surgical needs, for collagen diseases, various allergies, for use as anti-tumour agents and anti-viral agents.

Compounds of the invention are useful in disease states where degeneration or dysfunction of opioid receptors is present or implicated in that paradigm. This may involve the use of isotopically labeled versions of the compounds of the invention in diagnostic techniques and imaging applications such as positron emission tomography (PET).

Compounds of the invention are useful for the treatment of diarrhoea, depression, anxiety and stress-related disorders such as post-traumatic stress disorders, panic disorder, generalized anxiety disorder, social phobia, and obsessive compulsive disorder; urinary incontinence, various mental illnesses, cough, lung oedema, various gastro-intestinal disorders, e.g. constipation, functional gastrointestinal disorders such as Irritable Bowel Syndrome and Functional Dyspepsia, Parkinson's disease and other motor disorders, traumatic brain injury, stroke, cardioprotection following myocardial infarction, spinal injury and drug addiction,

including the treatment of alcohol, nicotine, opioid and other drug abuse and for disorders of the sympathetic nervous system for example hypertension.

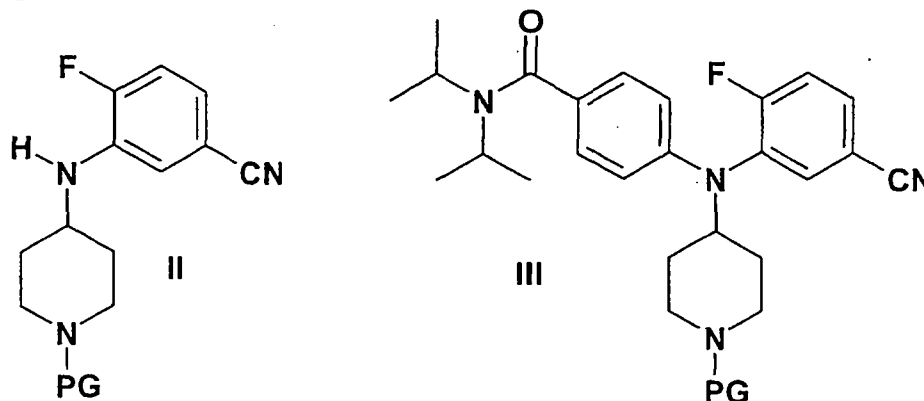
Compounds of the invention are useful for the treatment of diarrhoea, depression, anxiety, urinary incontinence, various mental illnesses, cough, lung oedema, various gastro-intestinal disorders, spinal injury and drug addiction, including the treatment of alcohol, nicotine, opioid and other drug abuse and for disorders of the sympathetic nervous system for example hypertension.

Compounds of the invention are useful as an analgesic agent for use during general anaesthesia and monitored anaesthesia care. Combinations of agents with different properties are often used to achieve a balance of effects needed to maintain the anaesthetic state (eg. amnesia, analgesia, muscle relaxation and sedation). Included in this combination are inhaled anaesthetics, hypnotics, anxiolytics, neuromuscular blockers and opioids.

Also within the scope of the invention is the use of any of the compounds according to the formula I above, for the manufacture of a medicament for the treatment of any of the conditions discussed above.

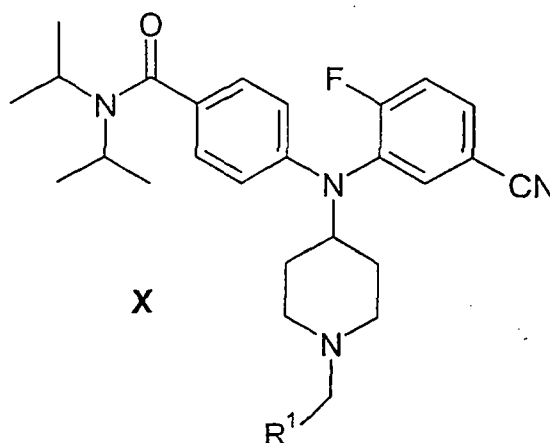
A further aspect of the invention is a method for the treatment of a subject suffering from any of the conditions discussed above, whereby an effective amount of a compound according to the formula I above, is administered to a patient in need of such treatment.

A further aspect of the present invention is intermediates of the general formula II and III,



wherein PG is a urethane protecting group, such as Boc and CBZ or benzyl or substituted benzyl protecting group, such as 2,4-dimethoxybenzyl.

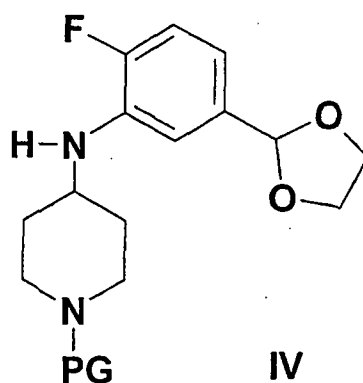
- 5 A further aspect of the present invention is intermediates of Formula X;



wherein R¹ is as described above in relation to Formula I.

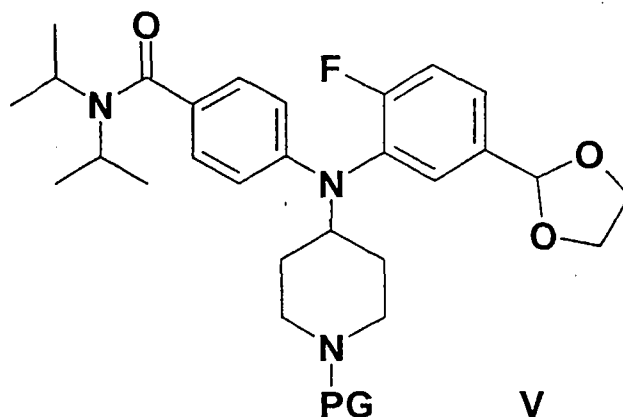
10

In another alternative synthetic route, reaction step **b** in Scheme 2, *vide infra*, is performed by reacting an intermediate compound of the general formula IV



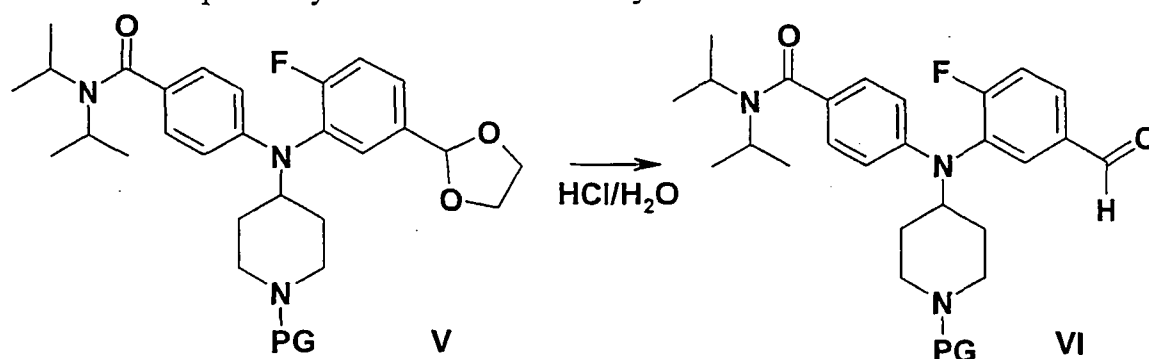
- 15 wherein PG is a urethane protecting group, such as Boc and CBZ or benzyl or substituted benzyl protecting group, such as 2,4-dimethoxybenzyl, with N,N-diisopropyl-4-bromobenzamide, using a palladium catalyst, e.g. tris(dibenzylideneacetone) dipalladium(0) [Pd₂(dba)₃], in the presence of a base, e.g. *tert*-BuONa and a phosphine ligand such as bis-

diphenylphosphanyl-dimethyl-9H-xanthene (xantphos), to give the compounds of general formula V,

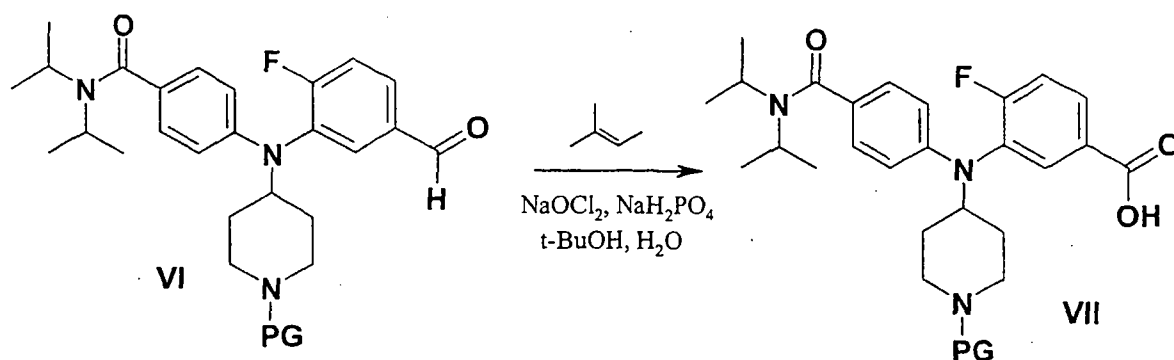


which is thereafter deprotected and alkylated by means described above either reductively with a compound of the general formula $R^1\text{-CHO}$, or directly, using a compound of general formula $R^1\text{-CH}_2\text{-X}$, followed by conversion of the ketal functionality to a primary amide under standard conditions via i) hydrolysis of the ketal to the aldehyde (VI), followed by ii) oxidation of the aldehyde to the corresponding carboxylic acid (VII), followed by iii) amidation with ammonium chloride to the primary amide) to give compounds of the general formula I.

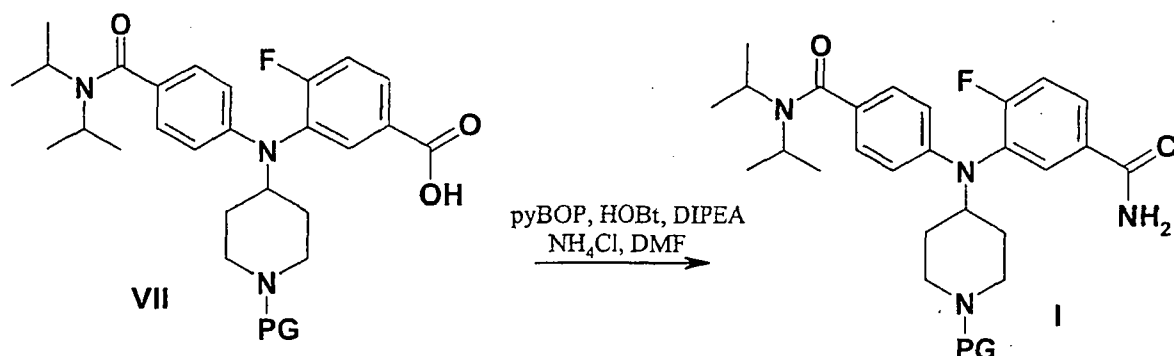
Suitable hydrolysis conditions to be used in the standard hydrolysis step (i) include, but are not limited to aqueous hydrochloric acid in tetrahydrofuran.



Suitable conditions for the oxidation step (ii) include, but are not limited to stirring at 0°C in aqueous sodium dihydrogen phosphate and sodium chlorite in the presence of excess 2-methyl-2-butene.



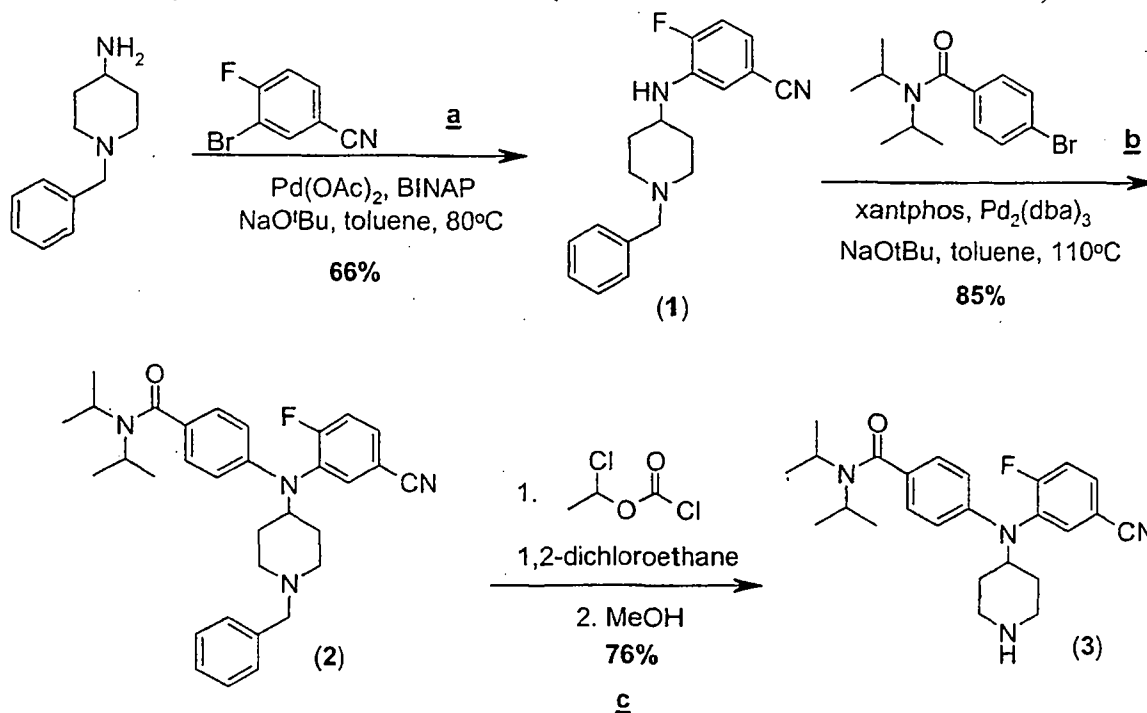
Suitable conditions for the amidation step (iii) include but are not limited to treatment with excess ammonium chloride in the presence of a coupling agent such as benzotriazole-1-yloxy-trisphosphonium hexafluorophosphate (hereinafter Py-BOP) and 1-hydroxybenzotriazole (HOBt) in the presence of an acid scavenger such as diisopropylethylamine (DIPEA).



Methods of preparation

EXAMPLES

The invention will now be described in more detail by the following Schemes and Examples, which are not to be construed as limiting the invention.

Scheme 1: Synthesis Of Intermediate 3 (Substrate for Reductive Amination).**Intermediate 1: 3-(1-Benzyl-piperidin-4-ylamino)-4-fluoro-benzonitrile.**

To a dry flask containing 3-bromo-4-fluoro benzonitrile (6.56g, 1eq) was added dry toluene (100mL), 4-amino-1-benzyl piperidine (1.2eq), racemic BINAP (612mg, 0.03eq), palladium acetate (220mg, 0.02eq) and sodium *tert*-butoxide (4.4g, 1.4eq). The reaction was heated to 80°C under an inert atmosphere for 20 hours, then cooled, diluted with ethyl acetate (200mL) and washed with water (100mL). The combined organics were dried (MgSO_4), filtered and concentrated. Purification by flash chromatography, eluting 3% methanol in dichloromethane yielded amine (1) as a yellow solid (6.655g, 66%).

Intermediate 2: [(1-Benzyl-piperidin-4-yl)-(5-cyano-2-fluoro-phenyl)-amino]- N,N -diisopropyl-benzamide.

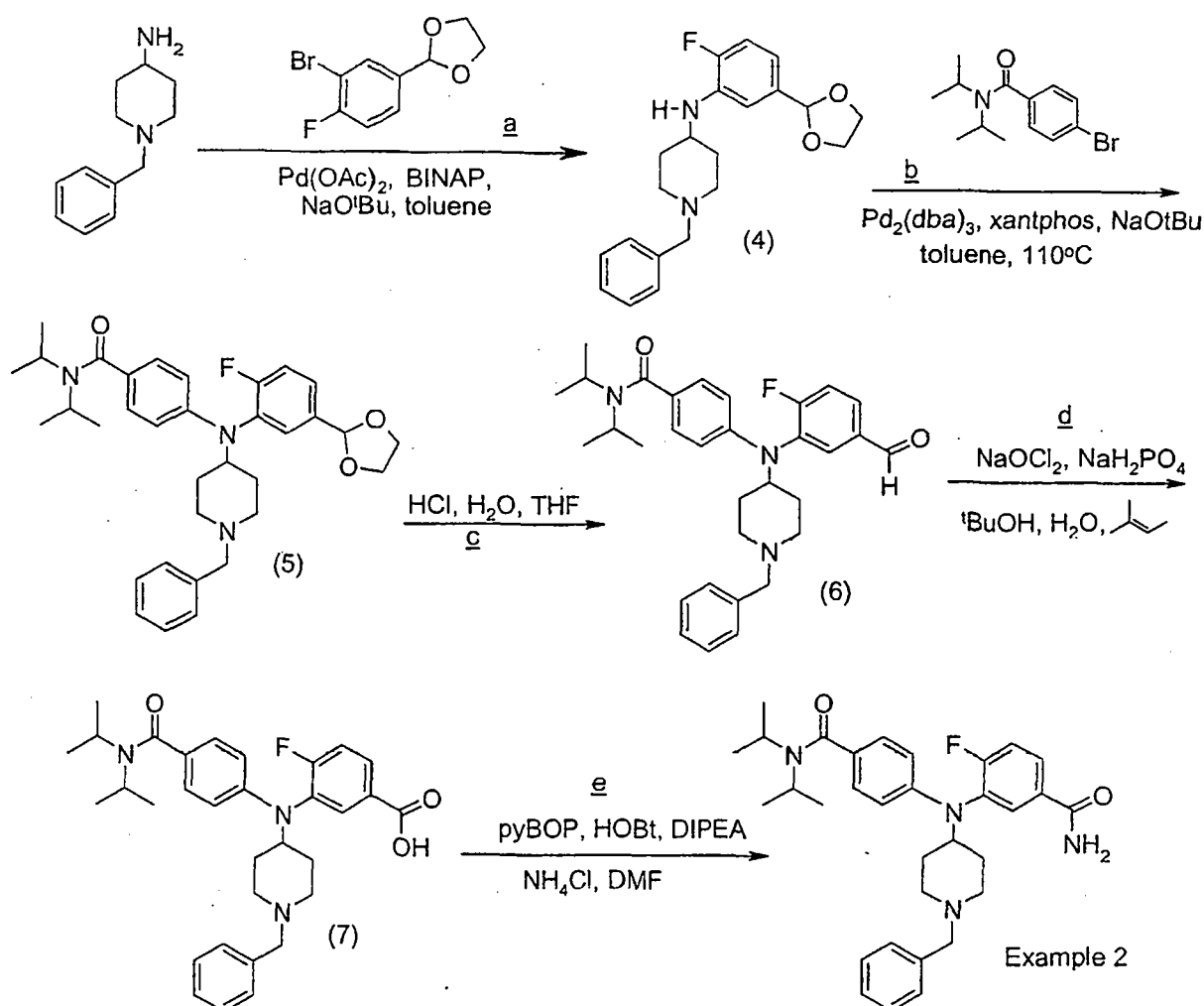
To a solution of amine (1) (3.625g, 1eq.) in dry toluene (50mL) was added aryl bromide (5.03g, 1.5eq), xantphos (546mg, 0.08eq), $\text{Pd}_2(\text{dba})_3$ (433mg, 0.04eq) and sodium *tert*-butoxide (1.70g, 1.4eq). The reaction was heated to reflux for 14 hours then was cooled and diluted with ethyl acetate (100mL). The solution was washed with water (100mL) then the organics were dried (MgSO_4), filtered and concentrated. Purification by flash

chromatography, eluting 50% ethyl acetate 50% hexanes yielded amine (2) as an orange foam (5.16g, 85%).

Intermediate 3: [(5-Cyano-2-fluoro-phenyl)-piperidin-4-yl-amino]-N,N-diisopropylbenzamide.

- 5 To a solution of amine (2) (5.16g, 1eq) in 1,2-dichloroethane (80mL) at 0°C was added 1-chloroethyl chloroformate (1.25mL, 1.15eq). After 15 minutes at 0°C the reaction was warmed to room temperature then was heated to 70°C for 90 minutes. The reaction was then cooled and concentrated. The residue was dissolved in methanol (80mL) then heated to 70°C for 1 hour. The solution was then cooled and concentrated. Purification by flash
- 10 chromatography, eluting 20% methanol in dichloromethane, rising to 40% methanol in dichloromethane gave amine (3) as a yellow foam (3.301g, 76%).

Scheme 2: Alternative synthesis Via Intermediate 7



Intermediate 4: (1-Benzyl-piperidin-4-yl)-(5-[1,3]dioxolan-2-yl-2-fluoro-phenyl)-amine.

To a dry flask containing 2-(3-bromo-4-fluorophenyl)-1,3-dioxolane (1.0eq) and 4-amino-N-benzylpiperidine, (1.2eq) in dry toluene is added BINAP (0.03eq), palladium acetate (0.02eq) and sodium *tert*-butoxide (1.4eq). The reaction is heated to 80°C under nitrogen. After 2 hours the solution is cooled, diluted with ethyl acetate and washed with one portion water. The organics are dried over anhydrous magnesium sulfate, filtered and concentrated. The residue is purified by flash chromatography, eluting with a methanol in dichloromethane gradient.

Intermediate 5: [(1-Benzyl-piperidin-4-yl)-(5-[1,3]dioxolan-2-yl-2-fluoro-phenyl)-amino]-N,N-diisopropyl-benzamide.

To a dry flask containing amine **4** in dry toluene (about 6mL per millimole of **4**) is added aryl bromide (1.4eq), xantphos (0.06eq), Pd₂(dba)₃ (0.03eq) and sodium *tert*-butoxide (1.4eq). The reaction is heated to 110°C under nitrogen. After about 24 hours the solution is cooled, diluted with ethyl acetate and washed with one portion water. The organics are dried over anhydrous magnesium sulfate, filtered and concentrated. The residue is purified by flash chromatography, eluting with a methanol in dichloromethane gradient.

Intermediate 6: [(1-Benzyl-piperidin-4-yl)-(2-fluoro-5-formyl-phenyl)-amino]-N,N-diisopropyl-benzamide.

To a solution of acetal **5** in tetrahydrofuran is added 2N HCl solution (2.0eq). After 16 hours at room temperature, dichloromethane is added and the aqueous layer is neutralized with aqueous saturated sodium bicarbonate solution. The organic layer is removed and the aqueous layer extracted with two portions of dichloromethane. The combined organic extracts are dried (MgSO₄), filtered and concentrated and the residue is purified by flash chromatography, eluting with ethyl acetate.

Intermediate 7: [(1-Benzyl-piperidin-4-yl)-(4-diisopropylcarbamoyl-phenyl)-amino]-fluoro-benzoic acid.

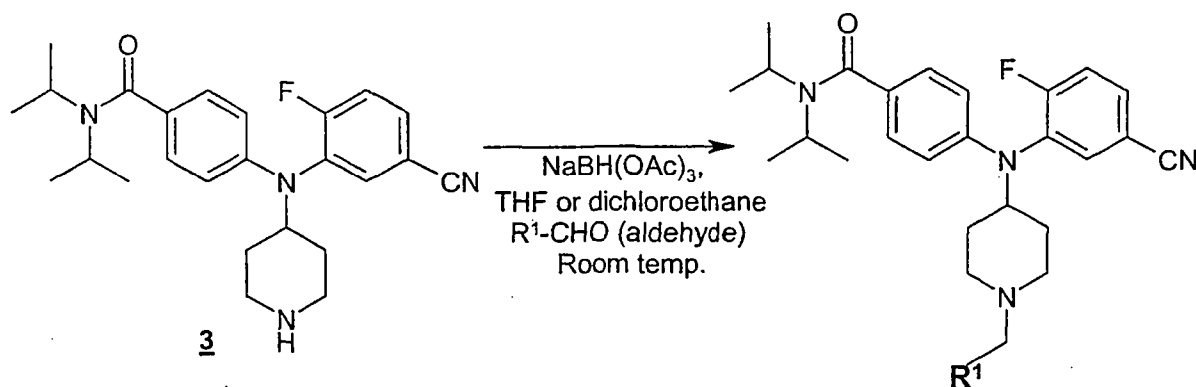
To a solution of aldehyde **6** (1.0eq) in *tert*-butanol is added 2-methyl-2-butene (10.0eq) and the solution is cooled to 0°C. A solution of sodium dihydrogen phosphate (9eq) and sodium

chlorite (9eq) in water is added and the reaction is stirred for 30 minutes at 0°C. The *tert*-butanol is removed and the reaction mixture is extracted with dichloromethane (5x). The combined organic extracts are dried (MgSO₄), filtered and concentrated and the residue is purified by flash chromatography, eluting with a methanol/dichloromethane gradient.

Example 2: [(1-Benzyl-piperidin-4-yl)-(4-diisopropylcarbamoyl-phenyl)-amino]-fluorobenzoic acid.

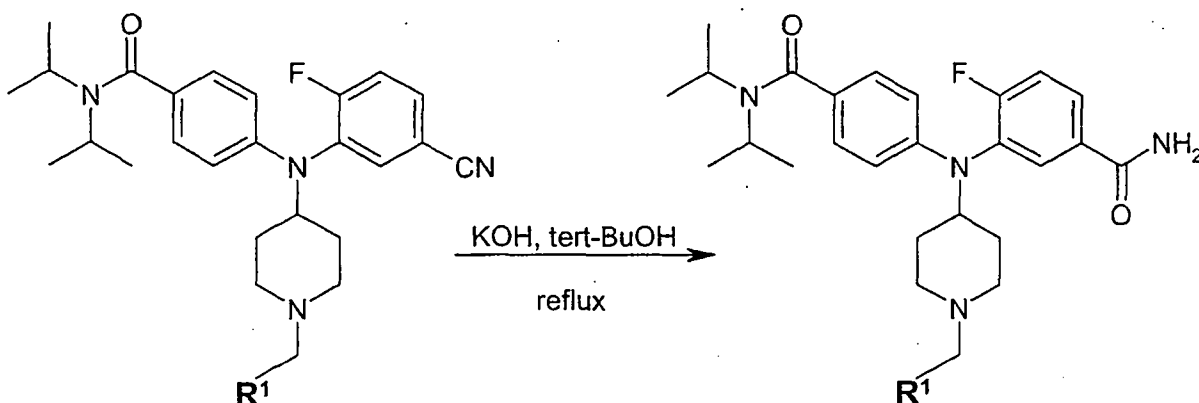
To a solution of acid **7** (1.0eq) in DMF is added pyBOP (1.5eq); HOBT (1.5eq), diisopropylethylamine (4.0eq) and ammonium chloride (2eq). After 16-24 hours at room temperature the reaction is concentrated. The residue is dissolved in ethyl acetate and is washed with two portions of water and one portion of saturated sodium bicarbonate solution. The organic layer is dried (MgSO₄), filtered and concentrated and the residue is purified by flash chromatography, eluting with a methanol in dichloromethane gradient. Additional examples were synthesized via the general procedures described below.

A. Reductive amination of intermediate 3:

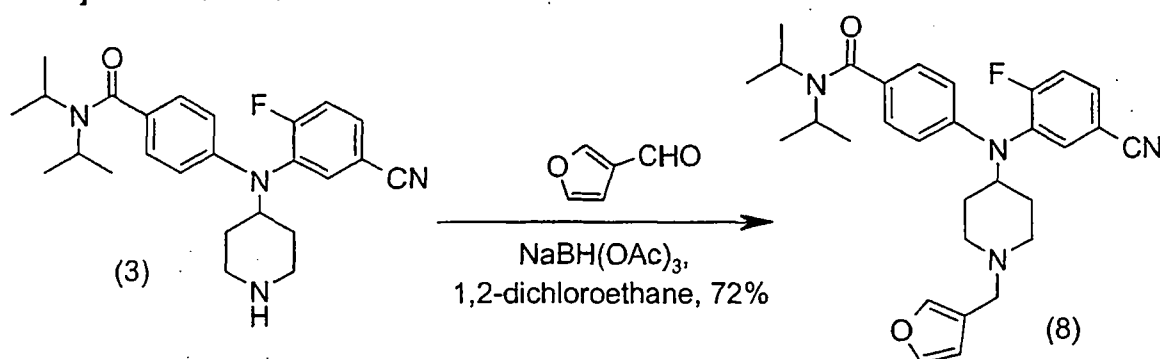


To a solution of the amine, **3**, in dry tetrahydrofuran (THF) or dichloroethane is added the aldehyde (1-1.5 eq.), followed by sodium triacetoxy borohydride (1-1.6 eq.). The reaction is stirred at room temperature under a nitrogen atmosphere for an extended period of time (6-48 hours) to ensure complete reaction. The reaction mixture is then subjected to a standard work-up procedure and a standard purification. The amount of THF (or dichloroethane) is not crucial. An amount corresponding to about 1mL/30 mg is preferred.

Procedure 1A in the synthesis of Example 1 below is typical.

B. Hydrolysis of the intermediate cyano compound:

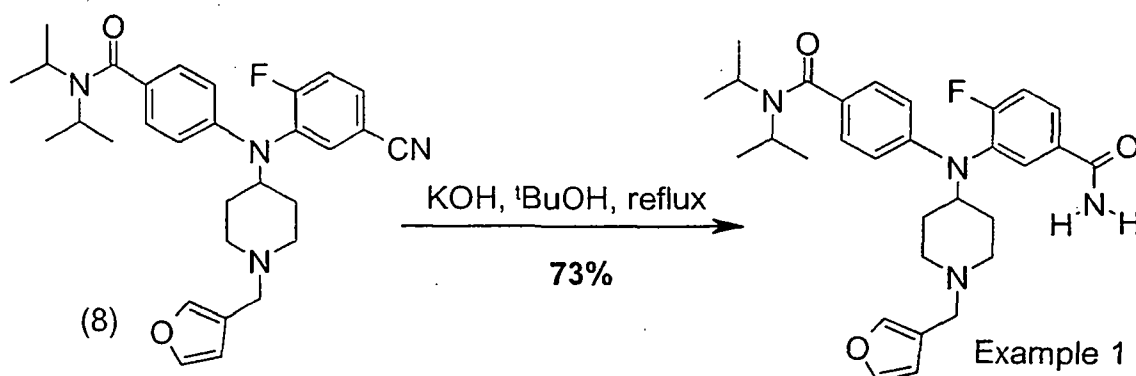
- 5 To a solution of the cyano intermediate in tert-butanol, is added ground potassium hydroxide (KOH) (2.5 eq.) and the resulting mixture is heated to reflux for about two hours. The mixture was then cooled to room temperature and subjected to a standard work-up procedure and a standard purification. The amount of tert-butanol is not crucial. An amount corresponding to about 1 mL/30 mg is preferred.
- 10 Procedure 1B in the synthesis of Example 1 below is typical.

Example 1: [(4-Diisopropylcarbamoyl-phenyl)-(1-furan-3-ylmethyl-piperidin-4-yl)-amino]-fluoro-benzamide.

- 15 1A: [(5-Cyano-2-fluoro-phenyl)-(1-furan-3-ylmethyl-piperidin-4-yl)-amino]-N,N-diisopropylbenzamide.

To a solution of amine (406mg) in dry 1,2-dichloroethane (12mL) was added 3-furaldehyde (110μL; 1.3eq) and sodium triacetoxyborohydride (286mg; 1.4eq). The reaction was stirred at room temperature under nitrogen. After 24 hours the reaction was diluted with

dichloromethane and washed with saturated aqueous sodium bicarbonate. The aqueous was extracted with two portions dichloromethane and the combined organics were dried over anhydrous magnesium sulfate, filtered and concentrated. The residue was purified by flash chromatography eluting 50% ethyl acetate 50% hexanes, rising to 90% ethyl acetate 10% hexanes. A colorless foam was obtained (347.2mg; 72%).



1B: [(4-Diisopropylcarbamoyl-phenyl)-(1-furan-3-ylmethyl-piperidin-4-yl)-amino]-fluoro-benzamide.

To a solution of nitrile (347.2mg) in *tert*-butanol (8mL) was added ground potassium hydroxide (97mg; 2.5eq) and the reaction was heated to reflux. After 90 minutes the solution was cooled, diluted with dichloromethane and washed with one portion water. The organics was removed and the aqueous neutralized and extracted with two portions dichloromethane. The combined organics were dried over anhydrous magnesium sulfate, filtered and concentrated. The residue was purified by flash chromatography, eluting with 7% methanol in dichloromethane. A colorless foam was obtained (264.1mg; 73%). The foam was dissolved in ether (8mL) containing some dichloromethane and 1N HCl/ether (760μL; \approx 1.5eq) was added. After 1 hour the solution was concentrated and the solid dried under high vacuum.

Additional Examples are prepared analogously. Analytical data for synthetic Examples is shown in Table 1 on the following pages.

Table 1: Analytical data for synthetic Examples.

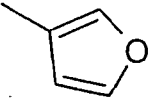
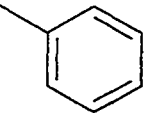
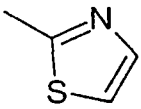
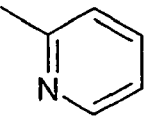
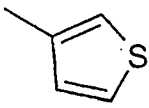
Ex.	R ¹	Name	NMR data (400MHz, CD ₃ OD)
1		[(4-Diisopropyl-carbamoyl-phenyl)-(1-furan-3-ylmethyl-piperidin-4-yl)-amino]-fluoro-benzamide	1.40 (br s, 12H, CH ₃) ; 1.75-1.82 (m, 2H, CH ₂) ; 2.39 (d, J=14Hz, 2H, CH ₂) ; 3.27-3.31 (m, 2H, NCH ₂) ; 3.63 (d, J=13Hz, 2H, NCH ₂) ; 3.88 (br s, 2H, NCH) ; 4.26 (s, 2H, NCH ₂ Ar) ; 4.46-4.52 (m, 1H, NCH) ; 6.65 (d, J=1.5Hz, 1H, Ar-H) ; 6.76 (d, J=9Hz, 2H, Ar-H) ; 7.23-7.28 (m, 2H, Ar-H) ; 7.46 (t, J=9Hz, 1H, Ar-H) ; 7.68 (t, J=1.5Hz, 1H, Ar-H) ; 7.83 (s, 1H, Ar-H) ; 7.89 (dd, J=2.5, 7Hz, 1H, Ar-H) ; 8.05-8.08 (m, 1H, Ar-H).
2		[(1-Benzyl-piperidin-4-yl)-(4-diisopropyl-carbamoyl-phenyl)-amino]-fluoro-benzamide	1.30 (br s, 12H, CH ₃) ; 1.64-1.73 (m, 2H, CH ₂) ; 2.30 (d, J=12Hz, 2H, CH ₂) ; 3.24 (t, J=12Hz, 2H, NCH ₂) ; 3.51 (d, J=13Hz, 2H, NCH ₂) ; 3.80 (br s, 2H, NCH) ; 4.28 (s, 2H, NCH ₂ Ar) ; 4.30-4.44 (m, 1H, NCH) ; 6.67 (d, J=8.5Hz, 2H, Ar-H) ; 7.16-7.18 (m, 2H, Ar-H) ; 7.38 (t, J=9Hz, 1H, Ar-H) ; 7.46 (s, 5H, Ar-H) ; 7.80 (dd, J=2, 7.5Hz, 1H, Ar-H) ; 7.96-8.00 (m, 1H, Ar-H).
3		[(4-Diisopropyl-carbamoyl-phenyl)-(1-thiazol-2-ylmethyl-piperidin-4-yl)-amino]-fluoro-benzamide	1.36 (br s, 12H, CH ₃) ; 1.82-1.84 (m, 2H, CH ₂) ; 2.41 (d, J=14Hz, 2H, CH ₂) ; 3.44 (t, J=12Hz, 2H, NCH ₂) ; 3.78 (d, J=12Hz, 2H, NCH ₂) ; 3.90 (br s, 2H, NCH) ; 4.47-4.53 (m, 1H, NCH) ; 4.78 (s, 2H, NCH ₂ Ar) ; 6.75 (d, J=8.5Hz, 2H, Ar-H) ; 7.21-7.24 (m, 2H, Ar-H) ; 7.45-7.48 (m, 1H, Ar-H) ; 7.84 (d, J=3.5Hz, 1H, Ar-H) ; 7.90 (dd, J=2.5, 7.5Hz, 1H, Ar-H) ; 8.00 (d, J=3.5Hz, 1H, Ar-H) ; 8.05-8.08 (m, 1H, Ar-H).
4		[(4-Diisopropyl-carbamoyl-phenyl)-(1-pyridin-2-ylmethyl-piperidin-4-yl)-amino]-fluoro-benzamide	1.41 (br s, 12H, CH ₃) ; 1.89-1.96 (m, 2H, CH ₂) ; 2.39 (d, J=14Hz, 2H, CH ₂) ; 3.47-3.52 (m, 2H, NCH ₂) ; 3.71 (d, J=12.5Hz, 2H, NCH ₂) ; 3.92 (br s, 2H, NCH) ; 4.54-4.57 (m, 1H, NCH) ; 4.60 (s, 2H, NCH ₂ Ar) ; 6.79 (d, J=8.5Hz, 2H, Ar-H) ; 7.27-7.29 (m, 2H, Ar-H) ; 7.48 (t, J=9Hz, 1H, Ar-H) ; 7.62-7.64 (m, 1H, Ar-H) ; 7.71 (d, J=8Hz, 1H, Ar-H) ; 7.92 (dd, J=2, 7.5Hz, 1H, Ar-H) ; 8.08-8.11 (m, 2H, Ar-H) ; 8.76-8.78 (m, 1H, Ar-H).
5		[(4-Diisopropyl-carbamoyl-phenyl)-(1-thiophen-3-ylmethyl-piperidin-4-yl)-amino]-fluoro-benzamide	1.36 (br s, 12H, CH ₃) ; 1.74-1.81 (m, 2H, CH ₂) ; 2.38 (d, J=14Hz, 2H, CH ₂) ; 3.30-3.36 (m, 2H, NCH ₂) ; 3.59 (d, J=12Hz, 2H, NCH ₂) ; 3.86 (br s, 2H, NCH) ; 4.39 (s, 2H, NCH ₂ Ar) ; 4.46-4.51 (m, 1H, NCH) ; 6.75 (d, J=9Hz, 2H, Ar-H) ; 7.22-7.28 (m, 3H, Ar-H) ; 7.46 (t, J=9Hz, 1H, Ar-H) ; 7.63 (dd, J=2, 5Hz, 1H, Ar-H) ; 7.73-7.74 (m, 1H, Ar-H) ; 7.88 (dd, J=2.5, 7.5Hz, 1H, Ar-H) ; 8.04-8.07 (m, 1H, Ar-H).

Table 1 (continued): Analytical data for synthetic Examples.

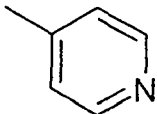
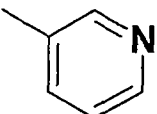
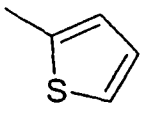
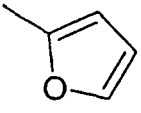
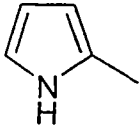
Ex. #	R ¹	Name	NMR data (400MHz, CD ₃ OD)
6		[(4-Diisopropyl-carbamoyl-phenyl)-(1-pyridin-4-ylmethyl-piperidin-4-yl)-amino]-fluorobenzamide	1.41 (br s, 12H, CH ₃) ; 1.99 (q, J=12Hz, 2H, CH ₂) ; 2.41 (d, J=14Hz, 2H, CH ₂) ; 3.51 (t, J=12Hz, 2H, NCH ₂) ; 3.69 (d, J=11.5Hz, 2H, NCH ₂) ; 3.90 (br s, 2H, NCH) ; 4.54-4.58 (m, 1H, NCH) ; 4.76 (s, 2H, NCH ₂ Ar) ; 6.78 (d, J=8Hz, 2H, Ar-H) ; 7.27 (d, J=8.5Hz, 2H, Ar-H) ; 7.48 (t, J=9Hz, 1H, Ar-H) ; 7.92 (d, J=5.5Hz, 1H, Ar-H) ; 8.07-8.09 (m, 1H, Ar-H) ; 8.38 (d, J=6.5Hz, 2H, Ar-H) ; 9.06 (d, J=6.5Hz, 2H, Ar-H).
7		[(4-Diisopropyl-carbamoyl-phenyl)-(1-pyridin-3-ylmethyl-piperidin-4-yl)-amino]-fluorobenzamide	1.38 (br s, 12H, CH ₃) ; 1.92-1.98 (m, 2H, CH ₂) ; 2.41 (d, J=13.5Hz, 2H, CH ₂) ; 3.49 (t, J=12Hz, 2H, NCH ₂) ; 3.71 (d, J=12Hz, 2H, NCH ₂) ; 3.88 (br s, 2H, NCH) ; 4.54-4.58 (m, 1H, NCH) ; 4.70 (s, 2H, NCH ₂ Ar) ; 6.79 (d, J=8.5Hz, 2H, Ar-H) ; 7.27 (d, J=8.5Hz, 2H, Ar-H) ; 7.47 (t, J=9Hz, 1H, Ar-H) ; 7.91 (d, J=5.5Hz, 1H, Ar-H) ; 8.06-8.09 (m, 1H, Ar-H) ; 8.24 (dd, J=6.8Hz, 1H, Ar-H) ; 8.88 (d, J=8Hz, 1H, Ar-H) ; 9.06 (d, J=6Hz, 1H, Ar-H) ; 9.23 (s, 1H, Ar-H).
8		[(4-Diisopropyl-carbamoyl-phenyl)-(1-thiophen-2-ylmethyl-piperidin-4-yl)-amino]-fluorobenzamide	1.41 (br s, 12H, CH ₃) ; 1.77-1.81 (m, 2H, CH ₂) ; 2.42 (d, J=14Hz, 2H, CH ₂) ; 3.33-3.38 (m, 2H, NCH ₂) ; 3.66 (d, J=12.5Hz, 2H, NCH ₂) ; 3.90 (br s, 2H, NCH) ; 4.49-4.54 (m, 1H, NCH) ; 4.64 (s, 2H, NCH ₂ Ar) ; 6.78 (d, J=9Hz, 2H, Ar-H) ; 7.23 (dd, J=3.5, 5Hz, 1H, Ar-H) ; 7.27 (d, J=9Hz, 2H, Ar-H) ; 7.41-7.42 (m, 1H, Ar-H) ; 7.48 (t, J=9Hz, 1H, Ar-H) ; 7.71 (dd, J=1, 5Hz, 1H, Ar-H) ; 7.92 (dd, J=2, 7.5Hz, 1H, Ar-H) ; 8.07-8.10 (m, 1H, Ar-H).
9		[(4-Diisopropyl-carbamoyl-phenyl)-(1-furan-2-ylmethyl-piperidin-4-yl)-amino]-fluorobenzamide	1.42 (br s, 12H, CH ₃) ; 1.75-1.83 (m, 2H, CH ₂) ; 2.42 (d, J=14Hz, 2H, CH ₂) ; 3.33-3.38 (m, 2H, NCH ₂) ; 3.63 (d, J=12.5Hz, 2H, NCH ₂) ; 3.85 (br s, 2H, NCH) ; 4.47 (s, 2H, NCH ₂ Ar) ; 4.48-4.52 (m, 1H, NCH) ; 6.61 (dd, J=2, 3.5Hz, 1H, Ar-H) ; 6.79 (d, J=9Hz, 2H, Ar-H) ; 6.80 (d, J=3Hz, 1H, Ar-H) ; 7.27 (d, J=9Hz, 2H, Ar-H) ; 7.47-7.50 (m, 1H, Ar-H) ; 7.74 (dd, J=1, 2Hz, 1H, Ar-H) ; 7.91 (dd, J=2, 7.5Hz, 1H, Ar-H) ; 8.07-8.10 (m, 1H, Ar-H).

Table 1 (continued): Analytical data for synthetic Examples.

Ex. #	R ¹	Name	NMR data (400MHz, CD ₃ OD)
10		[(4-Diisopropyl-carbamoyl-phenyl)-(1-pyrrol-2-ylmethyl-piperidin-4-yl)-amino]-fluoro-benzamide	

Pharmaceutical compositions

The novel compounds according to the present invention may be administered orally, sublingually, intramuscularly, subcutaneously, topically, intranasally, intraperitoneally, intrathoracically, intravenously, epidurally, intrathecally, intracerebroventricularly and by injection into the joints.

A preferred route of administration is orally, intravenously or intramuscularly.

The dosage will depend on the route of administration, the severity of the disease, age and weight of the patient and other factors normally considered by the attending physician, when determining the individual regimen and dosage level as the most appropriate for a particular patient.

For preparing pharmaceutical compositions from the compounds of this invention, inert, pharmaceutically acceptable carriers can be either solid or liquid. Solid form preparations include powders, tablets, dispersible granules, capsules, cachets, and suppositories.

A solid carrier can be one or more substances which may also act as diluents, flavoring agents, solubilizers, lubricants, suspending agents, binders, or tablet disintegrating agents; it can also be an encapsulating material.

In powders, the carrier is a finely divided solid which is in a mixture with the finely divided active component. In tablets, the active component is mixed with the carrier having the necessary binding properties in suitable proportions and compacted in the shape and size desired.

For preparing suppository compositions, a low-melting wax such as a mixture of fatty acid glycerides and cocoa butter is first melted and the active ingredient is dispersed therein by, for example, stirring. The molten homogeneous mixture is then poured into convenient sized molds and allowed to cool and solidify.

Suitable carriers are magnesium carbonate, magnesium stearate, talc, lactose, sugar, pectin, dextrin, starch, tragacanth, methyl cellulose, sodium carboxymethyl cellulose, a low-melting wax, cocoa butter, and the like.

Salts include, but are not limited to, pharmaceutically acceptable salts. Examples of pharmaceutically acceptable salts within the scope of the present invention include: acetate, benzenesulfonate, benzoate, bicarbonate, bitartrate, bromide, calcium acetate, camsylate, carbonate, chloride, citrate, dihydrochloride, edetate, edisylate, estolate, esylate, fumarate, glucaptate, gluconate, glutamate, glycolylarsanilate, hexylresorcinate, hydrabamine, hydrobromide, hydrochloride, hydroxynaphthoate, isethionate, lactate, lactobionate, malate, maleate, mandelate, mesylate, methylbromide, methylnitrate, methylsulfate, mucate, napsylate, nitrate, pamoate (embonate), pantothenate, phosphate/diphosphate, polygalacturonate, salicylate, stearate, subacetate, succinate, sulfate, tannate, tartrate, teoclate, triethiodide, and benzathine.

Examples of pharmaceutically unacceptable salts within the scope of the present invention include: hydroiodide, perchlorate, tetrafluoroborate. Pharmaceutically unacceptable salts could be of use because of their advantageous physical and/or chemical properties, such as crystallinity.

Preferred pharmaceutically acceptable salts are hydrochlorides, sulfates and bitartrates.

The hydrochloride and sulfate salts are particularly preferred.

The term composition is intended to include the formulation of the active component with encapsulating material as a carrier providing a capsule in which the active component (with or without other carriers) is surrounded by a carrier which is thus in association with it.

Similarly, cachets are included.

Tablets, powders, cachets, and capsules can be used as solid dosage forms suitable for oral administration.

Liquid from compositions include solutions, suspensions, and emulsions. Sterile water or water-propylene glycol solutions of the active compounds may be mentioned as an example of liquid preparations suitable for parenteral administration. Liquid compositions can also be formulated in solution in aqueous polyethylene glycol solution.

Aqueous solutions for oral administration can be prepared by dissolving the active component in water and adding suitable colorants, flavoring agents, stabilizers, and thickening agents as desired. Aqueous suspensions for oral use can be made by dispersing the finely divided active component in water together with a viscous material such as natural synthetic gums, resins; methyl cellulose, sodium carboxymethyl cellulose, and other suspending agents known to the pharmaceutical formulation art.

Preferably the pharmaceutical compositions is in unit dosage form. In such form, the composition is divided into unit doses containing appropriate quantities of the active component. The unit dosage form can be a packaged preparation, the package containing discrete quantities of the preparations, for example, packeted tablets, capsules, and powders in vials or ampoules. The unit dosage form can also be a capsule, cachet, or tablet itself, or it can be the appropriate number of any of these packaged forms.

BIOLOGICAL EVALUATION

In vitro model

Cell culture

A. Human 293S cells expressing cloned human μ , δ , and κ receptors and neomycin resistance were grown in suspension at 37°C and 5% CO₂ in shaker flasks containing calcium-free DMEM10% FBS, 5% BCS, 0.1% Pluronic F-68, and 600 μ g/ml geneticin.

B. Mouse and rat brains were weighed and rinsed in ice-cold PBS (containing 2.5mM EDTA, pH 7.4). The brains were homogenized with a polytron for 15 sec (mouse) or 30 sec (rat) in ice-cold lysis buffer (50mM Tris, pH 7.0, 2.5mM EDTA, with phenylmethylsulfonyl fluoride added just prior use to 0.5mM from a 0.5M stock in DMSO:ethanol).

Membrane preparation

Cells were pelleted and resuspended in lysis buffer (50 mM Tris, pH 7.0, 2.5 mM EDTA, with PMSF added just prior to use to 0.1 mM from a 0.1 M stock in ethanol), incubated on ice for 15 min, then homogenized with a polytron for 30 sec. The suspension was spun at 1000g (max) for 10 min at 4°C. The supernatant was saved on ice and the pellets resuspended and spun as before. The supernatants from both spins were combined and spun at 46,000 g(max) for 30 min. The pellets were resuspended in cold Tris buffer (50 mM Tris/Cl, pH 7.0) and spun again. The final pellets were resuspended in membrane buffer (50 mM Tris, 0.32 M sucrose, pH 7.0). Aliquots (1 ml) in polypropylene tubes were frozen in dry ice/ethanol and stored at -70°C until use. The protein concentrations were determined by a modified Lowry assay with SDS.

Binding assays

Membranes were thawed at 37°C, cooled on ice, passed 3 times through a 25-gauge needle, and diluted into binding buffer (50 mM Tris, 3 mM MgCl₂, 1 mg/ml BSA (Sigma A-7888), pH 7.4, which was stored at 4°C after filtration through a 0.22 μ m filter, and to which had been freshly added 5 μ g/ml aprotinin, 10 μ M bestatin, 10 μ M diprotin A, no DTT). Aliquots of 100 μ l were added to iced 12x75 mm polypropylene tubes containing 100 μ l of the appropriate radioligand and 100 μ l of test compound at various concentrations. Total (TB) and nonspecific (NS) binding were determined in the absence and presence of 10 μ M naloxone respectively. The tubes were vortexed and incubated at 25°C for 60-75 min, after

which time the contents are rapidly vacuum-filtered and washed with about 12 ml/tube iced wash buffer (50 mM Tris, pH 7.0, 3 mM MgCl₂) through GF/B filters (Whatman) presoaked for at least 2h in 0.1% polyethyleneimine. The radioactivity (dpm) retained on the filters was measured with a beta counter after soaking the filters for at least 12h in minivials containing 6-7 ml scintillation fluid. If the assay is set up in 96-place deep well plates, the filtration is over 96-place PEI-soaked unifilters, which were washed with 3 x 1 ml wash buffer, and dried in an oven at 55°C for 2h. The filter plates were counted in a TopCount (Packard) after adding 50 µl MS-20 scintillation fluid/well.

Functional Assays

The agonist activity of the compounds is measured by determining the degree to which the compounds receptor complex activates the binding of GTP to G-proteins to which the receptors are coupled. In the GTP binding assay, GTP[γ]³⁵S is combined with test compounds and membranes from HEK-293S cells expressing the cloned human opioid receptors or from homogenised rat and mouse brain. Agonists stimulate GTP[γ]³⁵S binding in these membranes. The EC₅₀ and E_{max} values of compounds are determined from dose-response curves. Right shifts of the dose response curve by the delta antagonist naltrindole are performed to verify that agonist activity is mediated through delta receptors.

Procedure for rat brain GTP

Rat brain membranes are thawed at 37°C, passed 3 times through a 25-gauge blunt-end needle and diluted in the GTPγS binding (50 mM Hepes, 20 mM NaOH, 100 mM NaCl, 1 mM EDTA, 5 mM MgCl₂, pH 7.4, Add fresh: 1 mM DTT, 0.1% BSA). 120µM GDP final is added membranes dilutions. The EC₅₀ and E_{max} of compounds are evaluated from 10-point dose-response curves done in 300µl with the appropriate amount of membrane protein (20µg/well) and 100000-130000 dpm of GTPγ³⁵S per well (0.11 -0.14nM). The basal and maximal stimulated binding are determined in absence and presence of 3µM SNC-80

Data analysis

The specific binding (SB) was calculated as TB-NS, and the SB in the presence of various test compounds was expressed as percentage of control SB. Values of IC_{50} and Hill coefficient (n_H) for ligands in displacing specifically bound radioligand were calculated from logit plots or curve fitting programs such as Ligand, GraphPad Prism, SigmaPlot, or ReceptorFit. Values of K_i were calculated from the Cheng-Prussoff equation. Mean \pm S.E.M. values of IC_{50} , K_i and n_H were reported for ligands tested in at least three displacement curves. Biological activity of the compounds of the present invention is indicated in Table 2..

Table 2: Biological Data.

Ex. #	HDELTA (nM)			RAT BRAIN (nM)		MOUSE BRAIN (nM)	
	IC_{50}	EC_{50}	%EMax	EC_{50}	%EMax	EC_{50}	%EMax
1-9	0.4-1.155	0.38-4.558	86.77-106.11	3.203-59.76	115-176.433	3.509-51.477	99.535-155.587

Receptor saturation experiments

Radioligand K_d values were determined by performing the binding assays on cell membranes with the appropriate radioligands at concentrations ranging from 0.2 to 5 times the estimated K_d (up to 10 times if amounts of radioligand required are feasible). The specific radioligand binding was expressed as pmole/mg membrane protein. Values of K_d and B_{max} from individual experiments were obtained from nonlinear fits of specifically bound (B) vs. nM free (F) radioligand from individual according to a one-site model.

DETERMINATION OF MECHANO-ALLODYNIA USING VON FREY TESTING

Testing was performed between 08:00 and 16:00h using the method described by Chaplan et al. (1994). Rats were placed in Plexiglas cages on top of a wire mesh bottom which allowed access to the paw, and were left to habituate for 10-15 min. The area tested was the mid-plantar left hind paw, avoiding the less sensitive foot pads. The paw was touched with a series of 8 Von Frey hairs with logarithmically incremental stiffness (0.41, 0.69, 1.20, 2.04, 3.63, 5.50, 8.51, and 15.14 grams; Stoelting, Ill, USA). The von Frey hair was applied from

underneath the mesh floor perpendicular to the plantar surface with sufficient force to cause a slight buckling against the paw, and held for approximately 6-8 seconds. A positive response was noted if the paw was sharply withdrawn. Flinching immediately upon removal of the hair was also considered a positive response. Ambulation was considered an ambiguous response, and in such cases the stimulus was repeated.

Testing Protocol

The animals were tested on postoperative day 1 for the FCA-treated group. The 50% withdrawal threshold was determined using the up-down method of Dixon (1980). Testing was started with the 2.04 g hair, in the middle of the series. Stimuli were always presented in a consecutive way, whether ascending or descending. In the absence of a paw withdrawal response to the initially selected hair, a stronger stimulus was presented; in the event of paw withdrawal, the next weaker stimulus was chosen. Optimal threshold calculation by this method requires 6 responses in the immediate vicinity of the 50% threshold, and counting of these 6 responses began when the first change in response occurred, e.g. the threshold was first crossed. In cases where thresholds fell outside the range of stimuli, values of 15.14 (normal sensitivity) or 0.41 (maximally allodynic) were respectively assigned. The resulting pattern of positive and negative responses was tabulated using the convention, X = no withdrawal; O = withdrawal, and the 50% withdrawal threshold was interpolated using the formula:

$$50\% \text{ g threshold} = 10^{(X_f + k\delta)} / 10,000$$

where X_f = value of the last von Frey hair used (log units); k = tabular value (from Chaplan et al. (1994)) for the pattern of positive / negative responses; and δ = mean difference between stimuli (log units). Here $\delta = 0.224$.

Von Frey thresholds were converted to percent of maximum possible effect (% MPE), according to Chaplan et al. 1994. The following equation was used to compute % MPE:

$$\% \text{ MPE} = \frac{\text{Drug treated threshold (g)} - \text{allodynia threshold (g)}}{\text{allodynia threshold (g)}} \times 100$$

Control threshold (g) - allodynia threshold (g)

ADMINISTRATION OF TEST SUBSTANCE

Rats were injected (subcutaneously, intraperitoneally, intravenously or orally) with a test substance prior to von Frey testing, the time between administration of test compound and the von Frey test varied depending upon the nature of the test compound.

WRITHING TEST

Acetic acid will bring abdominal contractions when administered intraperitoneally in mice.

These will then extend their body in a typical pattern. When analgesic drugs are administered, this described movement is less frequently observed and the drug selected as a potential good candidate.

A complete and typical Writhing reflex is considered only when the following elements are present: the animal is not in movement; the lower back is slightly depressed; the plantar aspect of *both* paws is observable. In this assay, compounds of the present invention demonstrate significant inhibition of writhing responses after oral dosing of 1-100 μ mol/kg.

(i) Solutions preparation

Acetic acid (AcOH): 120 μ L of Acetic Acid is added to 19.88 ml of distilled water in order to obtain a final volume of 20 ml with a final concentration of 0.6% AcOH. The solution is then mixed (vortex) and ready for injection.

Compound (drug): Each compound is prepared and dissolved in the most suitable vehicle according to standard procedures.

(ii) Solutions administration

The compound (drug) is administered orally, intraperitoneally (i.p.) , subcutaneously (s.c.) or intravenously (i.v.) at 10 ml/kg (considering the average mice body weight) 20, 30 or 40 minutes (according to the class of compound and its characteristics) prior to testing. When the compound is delivered centrally: Intraventricularly (i.c.v.) or intrathecally (i.t.) a volume of 5 μ L is administered.

The AcOH is administered intraperitoneally (i.p.) in two sites at 10 ml/kg (considering the average mice body weight) immediately prior to testing.

5 **(iii) Testing**

The animal (mouse) is observed for a period of 20 minutes and the number of occasions (Writhing reflex) noted and compiled at the end of the experiment. Mice are kept in individual "shoe box" cages with contact bedding. A total of 4 mice are usually observed at the same time: one control and three doses of drug.

10

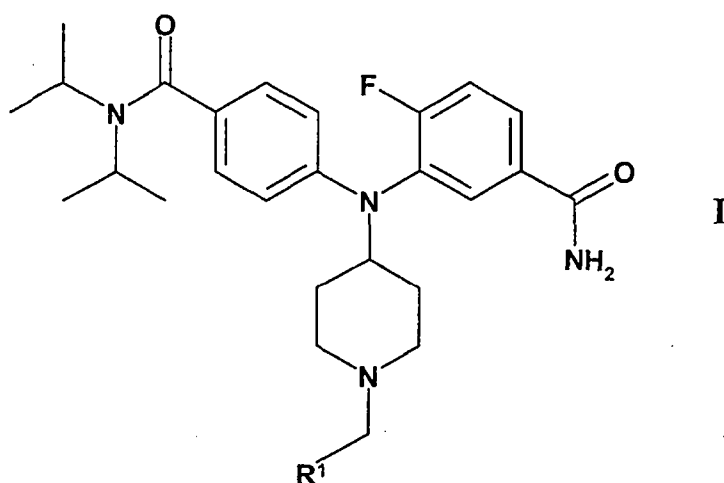
For the anxiety and anxiety-like indications, efficacy has been established in the geller-seifter conflict test in the rat.

15

For the functional gastrointestinal disorder indication, efficacy can be established in the assay described by Coutinho SV *et al*, in American Journal of Physiology - Gastrointestinal & Liver Physiology. 282(2):G307-16, 2002 Feb, in the rat.

CLAIMS

1. A compound of the formula I



wherein

5

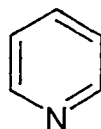
R^1 is selected from any one of

(i) phenyl;

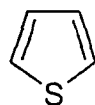


10

(ii) pyridinyl

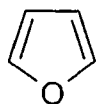


(iii) thienyl

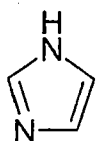


15

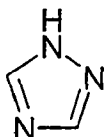
(iv) furanyl



5 (v) imidazolyl

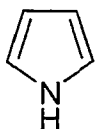


(vi) triazolyl

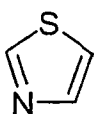


10

(vii) pyrrolyl

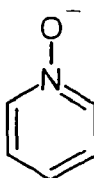


(viii) thiazolyl



15

(ix) pyridyl-N-oxide



;

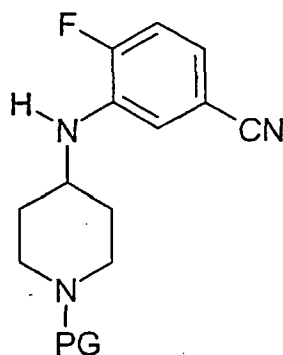
where each R¹ phenyl ring and R¹ heteroaromatic ring may independently be further
20 substituted by 1, 2 or 3 substituents independently selected from straight and branched

C₁-C₆ alkyl, NO₂, CF₃, C₁-C₆ alkoxy, chloro, fluoro, bromo, and iodo, as well as salts thereof.

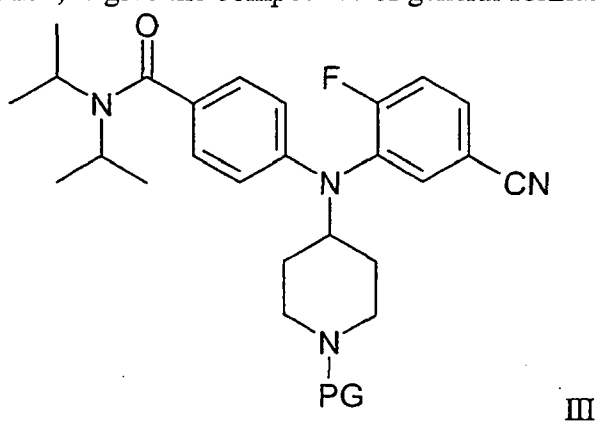
2. A compound according to claim 1, wherein each R¹ phenyl ring and
5 R¹ heteroaromatic ring may independently be further substituted by 1, 2 or 3
substituents independently selected from methyl, CF₃, chloro, fluoro, bromo, and iodo.
3. A compound according to claim 1, wherein each R¹ phenyl ring and R¹ heteroaromatic
ring may independently be further substituted by a methyl group.
- 10 4. A compound according to claim 1, wherein R¹ is phenyl, pyrrolyl, pyridinyl, thienyl or
furanyl.
5. A compound according to claim 1, selected from any one of
15 [(4-diisopropyl-carbamoyl-phenyl)-(1-furan-3-ylmethyl-piperidin-4-yl)-amino]-fluoro-
benzamide,
[(1-benzyl-piperidin-4-yl)-(4-diisopropyl-carbamoyl-phenyl)-amino]-fluoro-benzamide,
[(4-diisopropyl-carbamoyl-phenyl)-(1-thiazol-2-ylmethyl-piperidin-4-yl)-amino]-fluoro-
benzamide,
20 [(4-diisopropyl-carbamoyl-phenyl)-(1-pyridin-2-ylmethyl-piperidin-4-yl)-amino]-fluoro-
benzamide,
[(4-diisopropyl-carbamoyl-phenyl)-(1-thiophen-3-ylmethyl-piperidin-4-yl)-amino]-fluoro-
benzamide,
[(4-diisopropyl-carbamoyl-phenyl)-(1-pyridin-4-ylmethyl-piperidin-4-yl)-amino]-fluoro-
25 benzamide,
[(4-diisopropyl-carbamoyl-phenyl)-(1-pyridin-3-ylmethyl-piperidin-4-yl)-amino]-fluoro-
benzamide,
[(4-diisopropyl-carbamoyl-phenyl)-(1-thiophen-2-ylmethyl-piperidin-4-yl)-amino]-fluoro-
benzamide,
30 [(4-diisopropyl-carbamoyl-phenyl)-(1-furan-2-ylmethyl-piperidin-4-yl)-amino]-fluoro-
benzamide. and

[(4-Diisopropyl-carbamoyl-phenyl)-(1-pyrrol-2-ylmethyl-piperidin-4-yl)-amino]-fluoro-benzamide

6. A compound according to any of the preceding claims, in form of its hydrochloride, dihydrochloride, sulfate, tartrate, ditrifluoroacetate or citrate salts.
7. A process for preparing a compound of formula I, comprising reacting a compound of the general formula II

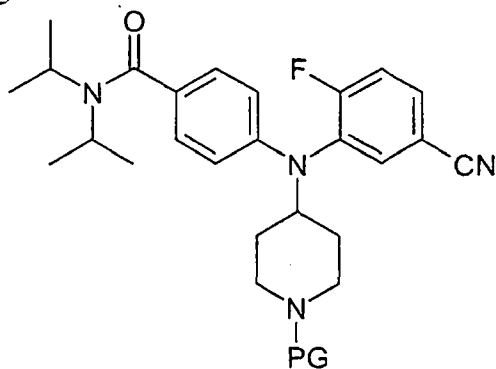


wherein PG is a urethane protecting group, such as Boc and CBZ or benzyl or substituted benzyl protecting group, such as 2,4-dimethoxybenzyl, with *N,N*-diisopropyl-4-bromobenzamide, using a palladium catalyst, e.g. $\text{Pd}_2(\text{dba})_3$, in the presence of a base, e.g. sodium tert-butoxide, to give the compounds of general formula III,



which is thereafter deprotected, under standard conditions and alkylated under reductive conditions with a compound of the general formula $\text{R}^1\text{-CHO}$ to give compounds of the general formula I.

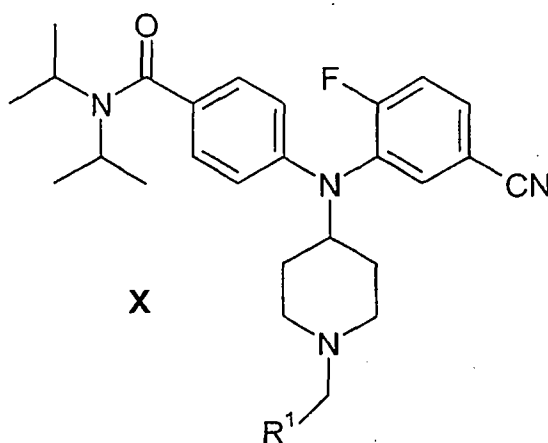
8. A compound according to claim 1 for use in therapy.
9. Use of a compound according to formula I of claim 1 for the manufacture of a medicament for use in the treatment of pain, anxiety, or functional gastrointestinal disorders.
10. A pharmaceutical composition comprising a compound of the formula I according to claim 1 as an active ingredient, together with a pharmaceutically acceptable carrier.
11. A method for the treatment of pain, whereby an effective amount of a compound of the formula I according to claim 1 is administered to a subject in need of pain management.
12. A method for the treatment of functional gastrointestinal disorders, whereby an effective amount of a compound of the formula I according to claim 1, is administered to a subject suffering from said functional gastrointestinal disorder.
13. A method for the treatment of anxiety whereby an effective amount of a compound of the formula I according to claim 1, is administered to a subject suffering from said anxiety.
14. A compound of the general formula III



III

wherein PG is a urethane protecting group, such as Boc and CBZ or benzyl or substituted benzyl protecting group, such as 2,4-dimethoxybenzyl.

15. A compound of the general formula X



wherein R¹ is selected from any one of phenyl, pyridinyl, thienyl, furanyl, imidazolyl, triazolyl, pyrrolyl, thiazolyl, or pyridyl-N-oxide.