



US00D767290S

(12) **United States Design Patent** (10) **Patent No.:** **US D767,290 S**  
**Walser** (45) **Date of Patent:** **\*\* Sep. 27, 2016**

(54) **CHAIR**  
(71) Applicant: **Inventor Group GmbH**, Wollerau (CH)  
(72) Inventor: **Thomas Walser**, Kreuzlingen (CH)  
(73) Assignee: **Inventor Group GmbH**, Wollerau (CH)  
(\*\*) Term: **15 Years**  
(21) Appl. No.: **29/544,637**

D536,542 S 2/2007 Chiu  
D553,308 S \* 10/2007 Klein ..... D30/199  
D560,378 S 1/2008 Audrito  
D576,808 S 9/2008 Ton  
D579,675 S \* 11/2008 Paterson ..... D6/349  
D595,968 S 7/2009 Korban et al.  
D620,265 S 7/2010 Dewhirst  
D623,430 S 9/2010 Walser  
D650,182 S 12/2011 Andersson  
D650,183 S 12/2011 Andersson  
D670,094 S 11/2012 Prestandrea et al.  
D681,967 S \* 5/2013 Schoolmeester ..... D6/349  
D748,403 S \* 2/2016 Walser ..... D6/352  
D751,308 S \* 3/2016 Andersson ..... D6/352  
D756,139 S \* 5/2016 Chadwick ..... D6/352

(22) Filed: **Nov. 5, 2015**  
(51) **LOC (10) Cl.** ..... **06-01**  
(52) **U.S. Cl.**  
USPC ..... **D6/352**  
(58) **Field of Classification Search**  
USPC ..... D6/336, 338, 341, 349, 350, 352, 353,  
D6/675, 675.3, 681, 691, 691.1, 691.4,  
D6/692, 692.3, 694, 694.2, 708, 708.17,  
D6/708.21, 707.2, 716, 716.1  
CPC ..... A47C 9/00; A47C 9/02; A47C 9/002;  
A47C 9/007; A47C 9/025; A47C 9/10;  
A47C 11/00; A47C 12/00; A47C 13/00;  
A47C 5/02; A47C 5/04; A47C 5/043; A47C  
7/00-7/006; A47C 7/02; A47C 16/02-16/04;  
A47B 3/00; A47B 3/02; A47B 3/04; A47B  
3/12  
See application file for complete search history.

**OTHER PUBLICATIONS**

Walser, Design U.S. Appl. No. 29/487,105, filed Apr. 4, 2014.

\* cited by examiner

*Primary Examiner* — Vy Koenig  
(74) *Attorney, Agent, or Firm* — Smartpat PLC

(57) **CLAIM**  
I claim the ornamental design for a chair, as shown and described.

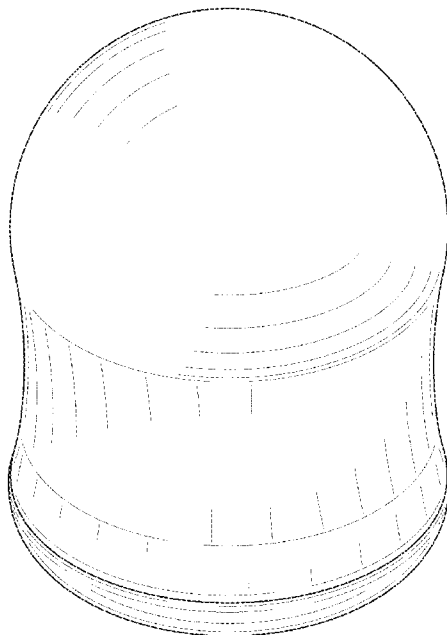
**DESCRIPTION**

FIG. 1 is a top, front perspective view of a chair showing my new design;  
FIG. 2 is a bottom, front perspective view thereof;  
FIG. 3 is a front view thereof, the rear view, left side view and right side view being identical;  
FIG. 4 is a top view thereof; and,  
FIG. 5 is a bottom view thereof.

**1 Claim, 3 Drawing Sheets**

(56) **References Cited**  
U.S. PATENT DOCUMENTS

D151,188 S 9/1948 Price  
D348,361 S 7/1994 Beecher



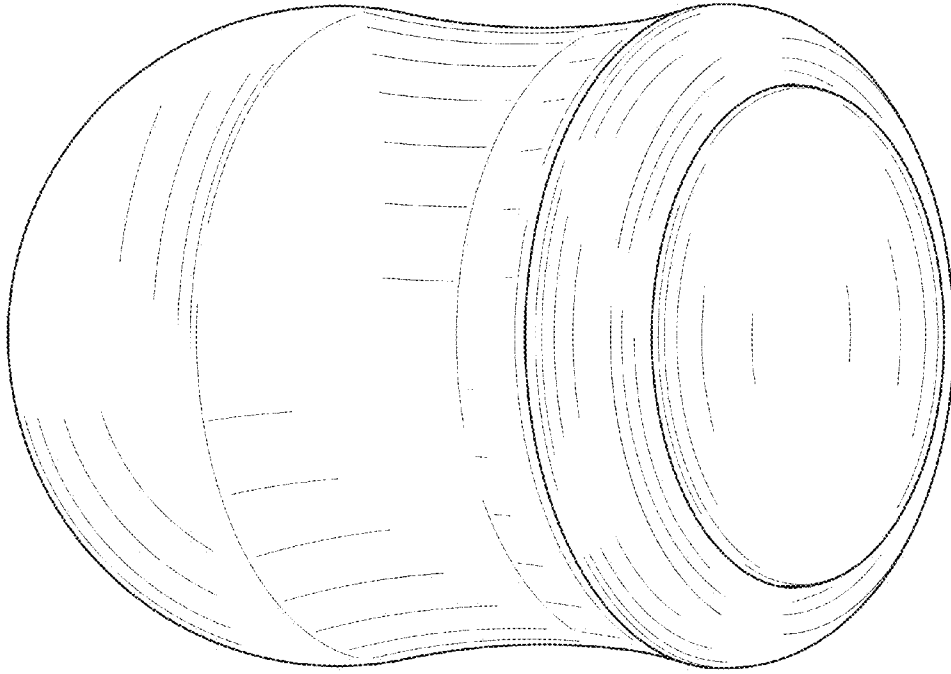


FIG. 2

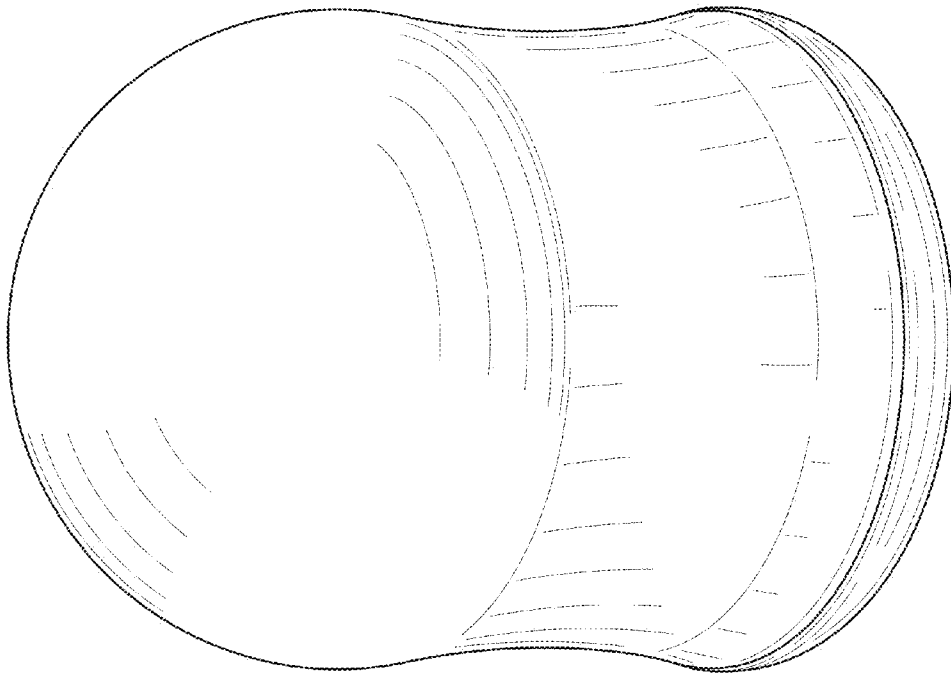


FIG. 1

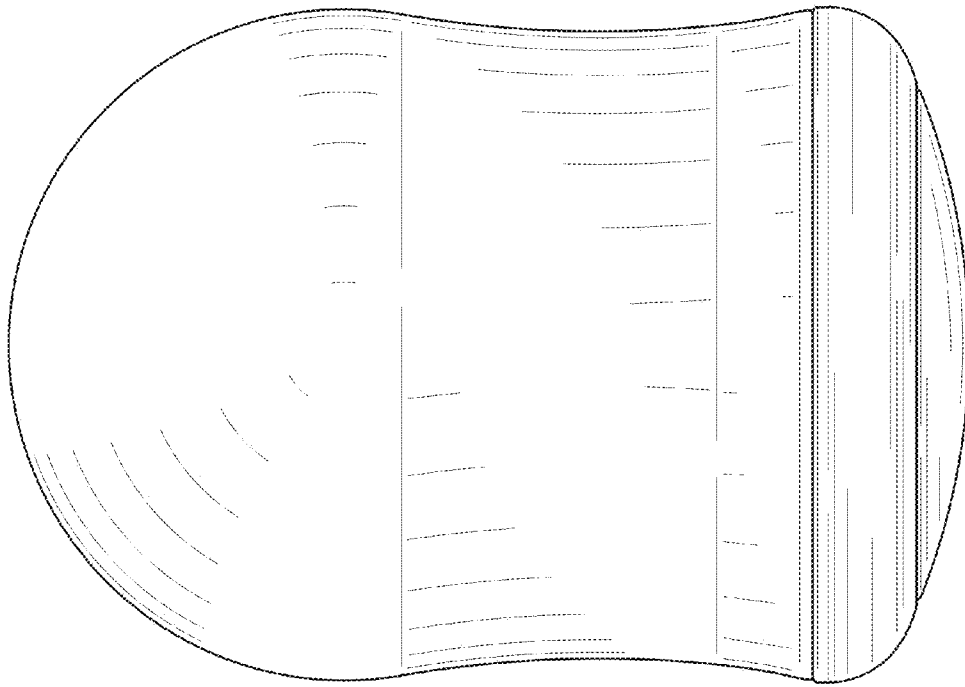


FIG. 3

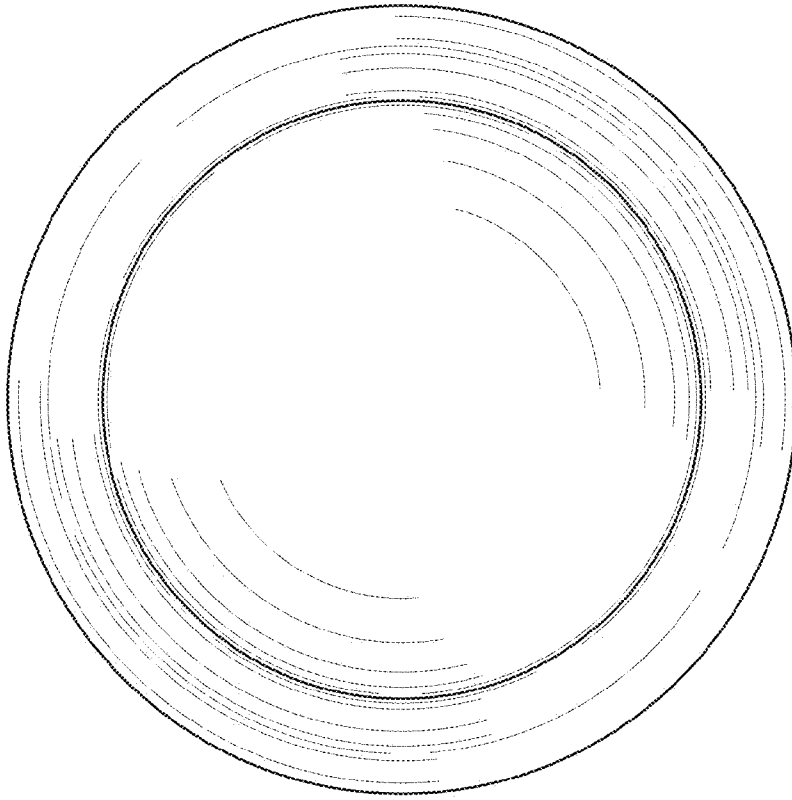


FIG. 5

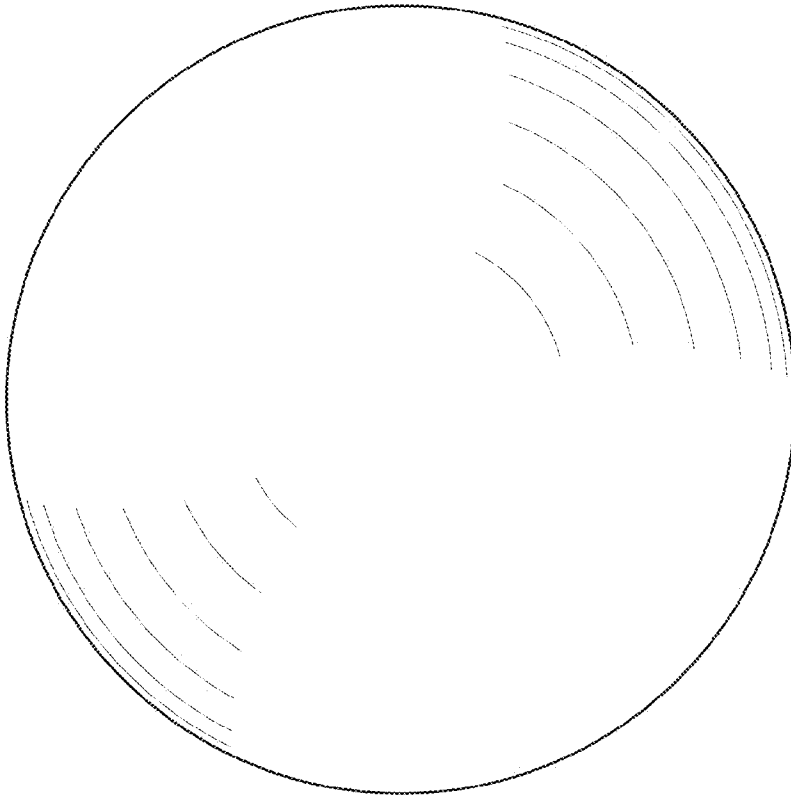


FIG. 4