

(19) World Intellectual Property  
Organization  
International Bureau



(43) International Publication Date  
15 September 2005 (15.09.2005)

PCT

(10) International Publication Number  
**WO 2005/085266 A2**

(51) International Patent Classification<sup>7</sup>: **C07H 17/00**

(21) International Application Number:  
PCT/US2005/006082

(22) International Filing Date: 25 February 2005 (25.02.2005)

(25) Filing Language: English

(26) Publication Language: English

(30) Priority Data:  
60/548,280 27 February 2004 (27.02.2004) US  
60/575,949 1 June 2004 (01.06.2004) US

(71) Applicant (for all designated States except US): **RIB-X PHARMACEUTICALS, INC.** [US/US]; 300 George Street, Suite 301, New Haven, CT 06511 (US).

(72) Inventors; and

(75) Inventors/Applicants (for US only): **FARMER, Jay, J.** [US/US]; 50 Linden Street, New Haven, CT 06511 (US). **BHATTACHARJEE, Ashoke** [IN/US]; 147 Elm Street, #7, West Haven, CT 06516 (US). **CHEN, Yi** [CN/US]; 15 Briarwood Circle, Cheshire, CT 06410 (US). **GOLDBERG, Joel, A.** [US/US]; 102 Lansdle Ave. Apt L, Milford, CT 06460 (US). **IPPOLITO, Joseph, A.** [US/US]; 586 Towner Swamp Road, Guilford, CT 06437 (US). **KANYO, Zoltan, F.** [US/US]; 1270 Ridge Road, North Haven, CT 06473 (US). **LOU, Rongliang** [CN/US]; 497 Cedar Lane, Cheshire, CT 06410 (US). **OYELERE, Adegboyega, K.** [NG/US]; 149 School Street, Hamden, CT 06518 (US). **SHERER, Edward, C.** [US/US]; 58 Ashley Park Drive, North Branford, CT 06471 (US). **SUTCLIFFE, Joyce, A.** [US/US]; 21 Sybil Creek Place, Branford, CT 06405 (US). **WANG, Deping** [CN/US]; 197

Oak Avenue, Cheshire, CT 06410 (US). **WU, Yusheng** [CN/US]; 9 Colonial Court, Lebanon, NJ 08833 (US). **DU, Yanming** [CN/—]; 368 Highland Avenue, Apt.B, Cheshire, CT 06410 (US).

(74) Agent: **ELRIFI, Ivor R.**; Mintz, Levin, Cohn, Ferris, Glovsky and Popeo, P.C., One Financial Center, Boston, MA 02111 (US).

(81) Designated States (unless otherwise indicated, for every kind of national protection available): AE, AG, AL, AM, AT, AU, AZ, BA, BB, BG, BR, BW, BY, BZ, CA, CH, CN, CO, CR, CU, CZ, DE, DK, DM, DZ, EC, EE, EG, ES, FI, GB, GD, GE, GH, GM, HR, HU, ID, IL, IN, IS, JP, KE, KG, KP, KR, KZ, LC, LK, LR, LS, LT, LU, LV, MA, MD, MG, MK, MN, MW, MX, MZ, NA, NI, NO, NZ, OM, PG, PH, PL, PT, RO, RU, SC, SD, SE, SG, SK, SL, SM, SY, TJ, TM, TN, TR, TT, TZ, UA, UG, US, UZ, VC, VN, YU, ZA, ZM, ZW.

(84) Designated States (unless otherwise indicated, for every kind of regional protection available): ARIPO (BW, GH, GM, KE, LS, MW, MZ, NA, SD, SL, SZ, TZ, UG, ZM, ZW), Eurasian (AM, AZ, BY, KG, KZ, MD, RU, TJ, TM), European (AT, BE, BG, CH, CY, CZ, DE, DK, EE, ES, FI, FR, GB, GR, HU, IE, IS, IT, LT, LU, MC, NL, PL, PT, RO, SE, SI, SK, TR), OAPI (BF, BJ, CF, CG, CI, CM, GA, GN, GQ, GW, ML, MR, NE, SN, TD, TG).

**Published:**

— without international search report and to be republished upon receipt of that report

For two-letter codes and other abbreviations, refer to the "Guidance Notes on Codes and Abbreviations" appearing at the beginning of each regular issue of the PCT Gazette.

(54) Title: MACROCYCLIC COMPOUNDS AND METHODS OF MAKING AND USING THE SAME

(57) Abstract: The present invention provides macrocyclic compounds useful as therapeutic agents. More particularly, these compounds are useful as anti-infective, anti-proliferative, anti-inflammatory, and prokinetic agents.



WO 2005/085266 A2

**MACROCYCLIC COMPOUNDS AND  
METHODS OF MAKING AND USING THE SAME**

**RELATED APPLICATIONS**

This application claims the benefit of and priority to U.S. Patent Application No. 60/548,280, filed February 27, 2004, and to U.S. Patent Application No. 60/575,949, filed June 1, 2004, the entire disclosures of each of which are incorporated by reference herein.

5 **FIELD OF THE INVENTION**

The present invention relates generally to the field of anti-infective, anti-proliferative, anti-inflammatory, and prokinetic agents. More particularly, the invention relates to a family of macrocyclic compounds that are useful as such agents.

**BACKGROUND**

10 Since the discovery of penicillin in the 1920s and streptomycin in the 1940s, many new compounds have been discovered or specifically designed for use as antibiotic agents. It was once believed that infectious diseases could be completely controlled or eradicated with the use of such therapeutic agents. However, such beliefs have been shaken because strains of cells or microorganisms resistant to currently effective therapeutic agents continue to evolve. In fact,  
15 virtually every antibiotic agent developed for clinical use has ultimately encountered problems with the emergence of resistant bacteria. For example, resistant strains of Gram-positive bacteria such as methicillin-resistant staphylococci, penicillin-resistant streptococci, and vancomycin-resistant enterococci have developed. These resistant bacteria can cause serious and even fatal results for patients infected with such resistant bacteria. Bacteria that are resistant to macrolide  
20 antibiotics have emerged. Also, resistant strains of Gram-negative bacteria such as *H. influenzae* and *M. catarrhalis* have been identified. See, e.g., F.D. Lowry, "Antimicrobial Resistance: The Example of *Staphylococcus aureus*," *J. Clin. Invest.*, vol. 111, no. 9, pp. 1265-1273 (2003); and Gold, H.S. and Moellering, R.C., Jr., "Antimicrobial-Drug Resistance," *N. Engl. J. Med.*, vol. 335, pp. 1445-53 (1996).

25 The problem of resistance is not limited to the area of anti-infective agents, because resistance has also been encountered with anti-proliferative agents used in cancer chemotherapy.

- 2 -

Therefore, the need exists for new anti-infective and anti-proliferative agents that are both effective against resistant bacteria and resistant strains of cancer cells.

Despite the problem of increasing antibiotic resistance, no new major classes of antibiotics have been developed for clinical use since the approval in the United States in 2000 of the oxazolidinone ring-containing antibiotic, linezolid, which is sold under the tradename Zyvox<sup>®</sup>. See, R.C. Moellering, Jr., "Linezolid: The First Oxazolidinone Antimicrobial," *Annals of Internal Medicine*, vol. 138, no. 2, pp. 135-142 (2003). Linezolid was approved for use as an anti-bacterial agent active against Gram-positive organisms. However, linezolid-resistant strains of organisms are already being reported. See, Tsiodras *et al.*, *Lancet*, vol. 358, p. 207 (2001); Gonzales *et al.*, *Lancet*, vol 357, p. 1179 (2001); Zurenko *et al.*, *Proceedings Of The 39<sup>th</sup> Annual Interscience Conference On Antibacterial Agents And Chemotherapy (ICAAC)*, San Francisco, CA, USA (September 26-29, 1999).

Another class of antibiotics is the macrolides, so named for their characteristic 14- to 16-membered ring. The macrolides also often have one or more 6-membered sugar-derived rings attached to the main macrolide ring. The first macrolide antibiotic to be developed was erythromycin, which was isolated from a soil sample from the Philippines in 1952. Even though erythromycin has been one of the most widely prescribed antibiotics, its disadvantages are relatively low bioavailability, gastrointestinal side effects, and a limited spectrum of activity. Another macrolide is the compound, azithromycin, which is an azolide derivative of erythromycin incorporating a methyl-substituted nitrogen in the macrolide ring. Azithromycin is sold under the tradename Zithromax<sup>®</sup>. A more recently introduced macrolide is telithromycin, which is sold under the tradename Ketek<sup>®</sup>. Telithromycin is a semisynthetic macrolide in which a hydroxyl group of the macrolide ring has been oxidized to a ketone group. See Yong-Ji Wu, Highlights of Semi-synthetic Developments from Erythromycin A, *Current Pharm. Design*, vol. 6, pp. 181-223 (2000), and Yong-Ji Wu and Wei-uo Su, Recent Developments on Ketolides and Macrolides, *Curr. Med. Chem.*, vol. 8, no. 14, pp. 1727-1758 (2001).

In the search for new therapeutic agents, researchers have tried combining or linking various portions of antibiotic molecules to create multifunctional or hybrid compounds. Other researches have tried making macrolide derivatives by adding further substituents to the large macrolide ring or associated sugar rings. However, this approach for making macrolide derivatives has also met with limited success.



- 4 -

The foregoing and other aspects and embodiments of the invention may be more fully understood by reference to the following detailed description and claims.

## DETAILED DESCRIPTION OF THE INVENTION

5           The present invention provides a family of compounds that can be used as anti-proliferative agents and/or anti-infective agents. The compounds may be used without limitation, for example, as anti-cancer, anti-microbial, anti-bacterial, anti-fungal, anti-parasitic and/or anti-viral agents. Further, the present invention provides a family of compounds that can be used without limitation as anti-inflammatory agents, for example, for use in treating chronic  
10 inflammatory airway diseases, and/or as prokinetic agents, for example, for use in treating gastrointestinal motility disorders such as gastroesophageal reflux disease, gastroparesis (diabetic and post surgical), irritable bowel syndrome, and constipation. Further, the compounds can be used to treat or prevent a disease state in a mammal caused or mediated by a nonsense or missense mutation.

15           The compounds described herein may have asymmetric centers. Compounds of the present invention containing an asymmetrically substituted atom may be isolated in optically active or racemic forms. It is well known in the art how to prepare optically active forms, such as by resolution of racemic forms or by synthesis from optically active starting materials. Many geometric isomers of olefins, C=N double bonds, and the like can also be present in the  
20 compounds described herein, and all such stable isomers are contemplated in the present invention. Cis and trans geometric isomers of the compounds of the present invention are described and may be isolated as a mixture of isomers or as separate isomeric forms. All chiral, diastereomeric, racemic, and geometric isomeric forms of a structure are intended, unless specific stereochemistry or isomeric form is specifically indicated. All processes used to prepare  
25 compounds of the present invention and intermediates made therein are considered to be part of the present invention. All tautomers of shown or described compounds are also considered to be part of the present invention.

### 1. Definitions

30           The term "substituted," as used herein, means that any one or more hydrogens on the designated atom is replaced with a selection from the indicated group, provided that the

- 5 -

designated atom's normal valency is not exceeded, and that the substitution results in a stable compound. When a substituent is keto (i.e., =O), then 2 hydrogens on the atom are replaced. Ring double bonds, as used herein, are double bonds that are formed between two adjacent ring atoms (e.g., C=C, C=N, or N=N).

5           The present invention is intended to include all isotopes of atoms occurring in the present compounds. Isotopes include those atoms having the same atomic number but different mass numbers. By way of general example and without limitation, isotopes of hydrogen include tritium and deuterium. Isotopes of carbon include C-13 and C-14.

10           When any variable (e.g., R<sup>3</sup>) occurs more than one time in any constituent or formula for a compound, its definition at each occurrence is independent of its definition at every other occurrence. Thus, for example, if a group is shown to be substituted with one or more R<sup>3</sup> moieties, then the group may optionally be substituted with one, two, three, four, five, or more R<sup>3</sup> moieties, and R<sup>3</sup> at each occurrence is selected independently from the definition of R<sup>3</sup>. Also, combinations of substituents and/or variables are permissible, but only if such combinations  
15 result in stable compounds.

A chemical structure showing a dotted line representation for a chemical bond indicates that the bond is optionally present. For example, a dotted line drawn next to a solid single bond indicates that the bond can be either a single bond or a double bond.

20           When a bond to a substituent is shown to cross a bond connecting two atoms in a ring, then such substituent may be bonded to any atom on the ring. When a substituent is listed without indicating the atom via which such substituent is bonded to the rest of the compound of a given formula, then such substituent may be bonded via any atom in such substituent. Combinations of substituents and/or variables are permissible, but only if such combinations result in stable compounds.

25           In cases wherein there are nitrogens in the compounds of the present invention, these can be converted to N-oxides by treatment with an oxidizing agent (e.g., MCPBA and/or hydrogen peroxides) to afford other compounds of the present invention. Thus, all shown and claimed nitrogens are considered to cover both the shown nitrogen and its N-oxide (N→O) derivative.

30           As used herein, the term "anomeric carbon" means the acetal carbon of a glycoside. As used herein, the term "glycoside" is a cyclic acetal.

As used herein, "alkyl" is intended to include both branched and straight-chain saturated aliphatic hydrocarbon groups having the specified number of carbon atoms. C<sub>1-6</sub> alkyl is

- 6 -

intended to include C<sub>1</sub>, C<sub>2</sub>, C<sub>3</sub>, C<sub>4</sub>, C<sub>5</sub>, and C<sub>6</sub> alkyl groups. C<sub>1-8</sub> alkyl is intended to include C<sub>1</sub>, C<sub>2</sub>, C<sub>3</sub>, C<sub>4</sub>, C<sub>5</sub>, C<sub>6</sub>, C<sub>7</sub>, and C<sub>8</sub> alkyl groups. Examples of alkyl include, but are not limited to, methyl, ethyl, n-propyl, i-propyl, n-butyl, s-butyl, t-butyl, n-pentyl, s-pentyl, n-hexyl, n-heptyl, and n-octyl.

5 As used herein, "alkenyl" is intended to include hydrocarbon chains of either straight or branched configuration and one or more unsaturated carbon-carbon bonds that may occur in any stable point along the chain, such as ethenyl and propenyl. C<sub>2-6</sub> alkenyl is intended to include C<sub>2</sub>, C<sub>3</sub>, C<sub>4</sub>, C<sub>5</sub>, and C<sub>6</sub> alkenyl groups. C<sub>2-8</sub> alkenyl is intended to include C<sub>2</sub>, C<sub>3</sub>, C<sub>4</sub>, C<sub>5</sub>, C<sub>6</sub>, C<sub>7</sub>, and C<sub>8</sub> alkenyl groups.

10 As used herein, "alkynyl" is intended to include hydrocarbon chains of either straight or branched configuration and one or more triple carbon-carbon bonds that may occur in any stable point along the chain, such as ethynyl and propynyl. C<sub>2-6</sub> alkynyl is intended to include C<sub>2</sub>, C<sub>3</sub>, C<sub>4</sub>, C<sub>5</sub>, and C<sub>6</sub> alkynyl groups. C<sub>2-8</sub> alkynyl is intended to include C<sub>2</sub>, C<sub>3</sub>, C<sub>4</sub>, C<sub>5</sub>, C<sub>6</sub>, C<sub>7</sub>, and C<sub>8</sub> alkynyl groups.

15 Furthermore, "alkyl", "alkenyl", and "alkynyl" are intended to include moieties which are diradicals, i.e., having two points of attachment, an example of which in the present invention is when D is selected from these chemical groups. A nonlimiting example of such an alkyl moiety that is a diradical is -CH<sub>2</sub>CH<sub>2</sub>-, i.e., a C<sub>2</sub> alkyl group that is covalently bonded via each terminal carbon atom to the remainder of the molecule.

20 As used herein, the terms used to describe various carbon-containing moieties, including, for example, "alkyl," "alkenyl," "alkynyl," "phenyl," and any variations thereof, are intended to include univalent, bivalent, or multivalent species. For example, "C<sub>1-6</sub> alkyl-R<sup>3</sup>" is intended to represent a univalent C<sub>1-6</sub> alkyl group substituted with a R<sup>3</sup> group, and "O-C<sub>1-6</sub> alkyl-R<sup>3</sup>" is intended to represent a bivalent C<sub>1-6</sub> alkyl group, i.e., an "alkylene" group, substituted with an oxygen atom and a R<sup>3</sup> group.

25 As used herein, "cycloalkyl" is intended to include saturated ring groups, such as cyclopropyl, cyclobutyl, or cyclopentyl. C<sub>3-8</sub> cycloalkyl is intended to include C<sub>3</sub>, C<sub>4</sub>, C<sub>5</sub>, C<sub>6</sub>, C<sub>7</sub>, and C<sub>8</sub> cycloalkyl groups.

30 As used herein, "halo" or "halogen" refers to fluoro, chloro, bromo, and iodo. "Counterion" is used to represent a small, negatively charged species such as chloride, bromide, hydroxide, acetate, and sulfate.

- 7 -

As used herein, "haloalkyl" is intended to include both branched and straight-chain saturated aliphatic hydrocarbon groups having the specified number of carbon atoms, substituted with 1 or more halogen (for example  $-C_vF_w$  where  $v = 1$  to  $3$  and  $w = 1$  to  $(2v+1)$ ). Examples of haloalkyl include, but are not limited to, trifluoromethyl, trichloromethyl, pentafluoroethyl, and pentachloroethyl.

As used herein, "alkoxy" refers to an alkyl group as defined above with the indicated number of carbon atoms attached through an oxygen bridge.  $C_{1-6}$  alkoxy, is intended to include  $C_1$ ,  $C_2$ ,  $C_3$ ,  $C_4$ ,  $C_5$ , and  $C_6$  alkoxy groups.  $C_{1-8}$  alkoxy, is intended to include  $C_1$ ,  $C_2$ ,  $C_3$ ,  $C_4$ ,  $C_5$ ,  $C_6$ ,  $C_7$ , and  $C_8$  alkoxy groups. Examples of alkoxy include, but are not limited to, methoxy, ethoxy, n-propoxy, i-propoxy, n-butoxy, s-butoxy, t-butoxy, n-pentoxy, s-pentoxy, n-heptoxy, and n-octoxy.

As used herein, "alkylthio" refers to an alkyl group as defined above with the indicated number of carbon atoms attached through a sulfur bridge.  $C_{1-6}$  alkylthio, is intended to include  $C_1$ ,  $C_2$ ,  $C_3$ ,  $C_4$ ,  $C_5$ , and  $C_6$  alkylthio groups.  $C_{1-8}$  alkylthio, is intended to include  $C_1$ ,  $C_2$ ,  $C_3$ ,  $C_4$ ,  $C_5$ ,  $C_6$ ,  $C_7$ , and  $C_8$  alkylthio groups.

As used herein, "carbocycle" or "carbocyclic ring" is intended to mean, unless otherwise specified, any stable 3, 4, 5, 6, 7, 8, 9, 10, 11, or 12-membered monocyclic, bicyclic or tricyclic ring, any of which may be saturated, unsaturated, or aromatic, recognizing that rings with certain numbers of members cannot be bicyclic or tricyclic, e.g., a 3-membered ring can only be a monocyclic ring. Examples of such carbocycles include, but are not limited to, cyclopropyl, cyclobutyl, cyclobutenyl, cyclopentyl, cyclopentenyl, cyclohexyl, cycloheptenyl, cycloheptyl, cycloheptenyl, adamantyl, cyclooctyl, cyclooctenyl, cyclooctadienyl, [3.3.0]bicyclooctane, [4.3.0]bicyclononane, [4.4.0]bicyclodecane, [2.2.2]bicyclooctane, fluorenyl, phenyl, naphthyl, indanyl, adamantyl, and tetrahydronaphthyl. As shown above, bridged rings are also included in the definition of carbocycle (e.g., [2.2.2]bicyclooctane). A bridged ring occurs when one or more carbon atoms link two non-adjacent carbon atoms. Preferred bridges are one or two carbon atoms. It is noted that a bridge always converts a monocyclic ring into a tricyclic ring. When a ring is bridged, the substituents recited for the ring may also be present on the bridge. Fused (e.g., naphthyl and tetrahydronaphthyl) and spiro rings are also included.

As used herein, the term "heterocycle" means, unless otherwise stated, a stable 3, 4, 5, 6, 7, 8, 9, 10, 11, or 12-membered monocyclic, bicyclic or tricyclic ring (recognizing that rings with

- 8 -

certain numbers of members cannot be bicyclic or tricyclic, e.g., a 3-membered ring can only be a monocyclic ring), which is saturated, unsaturated, or aromatic, and consists of carbon atoms and one or more ring heteroatoms, e.g., 1 or 1-2 or 1-3 or 1-4 or 1-5 or 1-6 heteroatoms, independently selected from the group consisting of nitrogen, oxygen, and sulfur, and including any bicyclic or tricyclic group in which any of the above-defined heterocyclic rings is fused to a second ring (e.g., a benzene ring). The nitrogen and sulfur heteroatoms may optionally be oxidized (i.e.,  $N \rightarrow O$  and  $S(O)_p$ , where  $p = 1$  or  $2$ ). When a nitrogen atom is included in the ring it is either N or NH, depending on whether or not it is attached to a double bond in the ring (i.e., a hydrogen is present if needed to maintain the tri-valency of the nitrogen atom). The nitrogen atom may be substituted or unsubstituted (i.e., N or NR wherein R is H or another substituent, as defined). The heterocyclic ring may be attached to its pendant group at any heteroatom or carbon atom that results in a stable structure. The heterocyclic rings described herein may be substituted on carbon or on a nitrogen atom if the resulting compound is stable. A nitrogen in the heterocycle may optionally be quaternized. It is preferred that when the total number of S and O atoms in the heterocycle exceeds 1, then these heteroatoms are not adjacent to one another. It is preferred that the total number of S and O atoms in the heterocycle is not more than 1. Bridged rings are also included in the definition of heterocycle. A bridged ring occurs when one or more atoms (i.e., C, O, N, or S) link two non-adjacent carbon or nitrogen atoms. Preferred bridges include, but are not limited to, one carbon atom, two carbon atoms, one nitrogen atom, two nitrogen atoms, and a carbon-nitrogen group. It is noted that a bridge always converts a monocyclic ring into a tricyclic ring. When a ring is bridged, the substituents recited for the ring may also be present on the bridge. Spiro and fused rings are also included.

As used herein, the term "aromatic heterocycle" or "heteroaryl" is intended to mean a stable 5, 6, 7, 8, 9, 10, 11, or 12-membered monocyclic or bicyclic aromatic ring (recognizing that rings with certain numbers of members cannot be a bicyclic aromatic, e.g., a 5-membered ring can only be a monocyclic aromatic ring), which consists of carbon atoms and one or more heteroatoms, e.g., 1 or 1-2 or 1-3 or 1-4 or 1-5 or 1-6 heteroatoms, independently selected from the group consisting of nitrogen, oxygen, and sulfur. In the case of bicyclic heterocyclic aromatic rings, only one of the two rings needs to be aromatic (e.g., 2,3-dihydroindole), though both may be (e.g., quinoline). The second ring can also be fused or bridged as defined above for heterocycles. The nitrogen atom may be substituted or unsubstituted (i.e., N or NR wherein R is H or another substituent, as defined). The nitrogen and sulfur heteroatoms may optionally be

oxidized (i.e., N→O and S(O)<sub>p</sub>, where p = 1 or 2). It is to be noted that total number of S and O atoms in the aromatic heterocycle is not more than 1.

Examples of heterocycles include, but are not limited to, acridinyl, azocinyl, benzimidazolyl, benzofuranyl, benzothiofuranyl, benzothiophenyl, benzoxazolyl, benzoxazoliny, 5 benzthiazolyl, benztriazolyl, benztetrazolyl, benzisoxazolyl, benzisothiazolyl, benzimidazoliny, carbazolyl, 4*H*-carbazolyl, carboliny, chromanyl, chromenyl, cinnoliny, decahydroquinoliny, 2*H*,6*H*-1,5,2-dithiaziny, dihydrofuro[2,3-*b*]tetrahydrofuran, furanyl, furazanyl, imidazolidiny, imidazoliny, imidazolyl, 1*H*-indazolyl, indolenyl, indoliny, indoliziny, indolyl, 3*H*-indolyl, isatinoyl, isobenzofuranyl, isochromanyl, isoindazolyl, isoindoliny, isoindolyl, isoquinoliny, 10 isothiazolyl, isoxazolyl, methylenedioxyphenyl, morpholiny, naphthyridiny, octahydroisoquinoliny, oxadiazolyl, 1,2,3-oxadiazolyl, 1,2,4-oxadiazolyl, 1,2,5-oxadiazolyl, 1,3,4-oxadiazolyl, oxazolidiny, oxazolyl, oxindolyl, pyrimidiny, phenanthridiny, phenanthroliny, phenaziny, phenothiaziny, phenoxathiny, phenoxaziny, phthalaziny, piperaziny, piperidiny, piperidonyl, 4-piperidonyl, piperonyl, pteridiny, puriny, pyranly, 15 pyraziny, pyrazolidiny, pyrazoliny, pyrazolyl, pyridaziny, pyridooxazole, pyridoimidazole, pyridothiazole, pyridiny, pyridyl, pyrimidiny, pyrrolidiny, pyrroliny, 2*H*-pyrrolyl, pyrrolyl, quinazoliny, quinoliny, 4*H*-quinoliziny, quinoxaliny, quinuclidiny, tetrahydrofuranyl, tetrahydroisoquinoliny, tetrahydroquinoliny, tetrazolyl, 6*H*-1,2,5-thiadiaziny, 1,2,3-thiadiazolyl, 1,2,4-thiadiazolyl, 1,2,5-thiadiazolyl, 1,3,4-thiadiazolyl, thianthrenyl, thiazolyl, 20 thienyl, thienothiazolyl, thienooxazolyl, thienoimidazolyl, thiophenyl, triaziny, 1,2,3-triazolyl, 1,2,4-triazolyl, 1,2,5-triazolyl, 1,3,4-triazolyl, and xanthenyl.

As used herein, the phrase "pharmaceutically acceptable" refers to those compounds, materials, compositions, and/or dosage forms which are, within the scope of sound medical judgment, suitable for use in contact with the tissues of human beings and animals without 25 excessive toxicity, irritation, allergic response, or other problem or complication, commensurate with a reasonable benefit/risk ratio.

As used herein, "pharmaceutically acceptable salts" refer to derivatives of the disclosed compounds wherein the parent compound is modified by making acid or base salts thereof. Examples of pharmaceutically acceptable salts include, but are not limited to, mineral or organic 30 acid salts of basic residues such as amines; alkali or organic salts of acidic residues such as carboxylic acids; and the like. The pharmaceutically acceptable salts include the conventional non-toxic salts or the quaternary ammonium salts of the parent compound formed, for example,

from non-toxic inorganic or organic acids. For example, such conventional non-toxic salts include, but are not limited to, those derived from inorganic and organic acids selected from 2-acetoxybenzoic, 2-hydroxyethane sulfonic, acetic, ascorbic, benzene sulfonic, benzoic, bicarbonic, carbonic, citric, edetic, ethane disulfonic, ethane sulfonic, fumaric, glucoheptonic, gluconic, glutamic, glycolic, glycollyarsanilic, hexylresorcinic, hydrabamic, hydrobromic, hydrochloric, hydroiodide, hydroxymaleic, hydroxynaphthoic, isethionic, lactic, lactobionic, lauryl sulfonic, maleic, malic, mandelic, methane sulfonic, napsylic, nitric, oxalic, pamoic, pantothenic, phenylacetic, phosphoric, polygalacturonic, propionic, salicylic, stearic, subacetic, succinic, sulfamic, sulfanilic, sulfuric, tannic, tartaric, and toluene sulfonic.

10 The pharmaceutically acceptable salts of the present invention can be synthesized from the parent compound that contains a basic or acidic moiety by conventional chemical methods. Generally, such salts can be prepared by reacting the free acid or base forms of these compounds with a stoichiometric amount of the appropriate base or acid in water or in an organic solvent, or in a mixture of the two; generally, non-aqueous media like ether, ethyl acetate, ethanol, isopropanol, or acetonitrile are preferred. Lists of suitable salts are found in *Remington's Pharmaceutical Sciences*, 18th ed., Mack Publishing Company, Easton, PA, USA, p. 1445 (1990).

Since prodrugs are known to enhance numerous desirable qualities of pharmaceuticals (e.g., solubility, bioavailability, manufacturing, etc.) the compounds of the present invention may be delivered in prodrug form. Thus, the present invention is intended to cover prodrugs of the presently claimed compounds, methods of delivering the same and compositions containing the same. "Prodrugs" are intended to include any covalently bonded carriers that release an active parent drug of the present invention *in vivo* when such prodrug is administered to a mammalian subject. Prodrugs the present invention are prepared by modifying functional groups present in the compound in such a way that the modifications are cleaved, either in routine manipulation or *in vivo*, to the parent compound. Prodrugs include compounds of the present invention wherein a hydroxy, amino, or sulfhydryl group is bonded to any group that, when the prodrug of the present invention is administered to a mammalian subject, it cleaves to form a free hydroxyl, free amino, or free sulfhydryl group, respectively. Examples of prodrugs include, but are not limited to, acetate, formate, and benzoate derivatives of alcohol and amine functional groups in the compounds of the present invention.

"Stable compound" and "stable structure" are meant to indicate a compound that is sufficiently robust to survive isolation to a useful degree of purity from a reaction mixture, and formulation into an efficacious therapeutic agent.

As used herein, "treating" or "treatment" means the treatment of a disease-state in a mammal, particularly in a human, and include: (a) preventing the disease-state from occurring in a mammal, in particular, when such mammal is predisposed to the disease-state but has not yet been diagnosed as having it; (b) inhibiting the disease-state, i.e., arresting its development; and/or (c) relieving the disease-state, i.e., causing regression of the disease state.

As used herein, "mammal" refers to human and non-human patients.

As used herein, the term "therapeutically effective amount" refers to a compound, or a combination of compounds, of the present invention present in or on a recipient in an amount sufficient to elicit biological activity, for example, anti-microbial activity, anti-fungal activity, anti-viral activity, anti-parasitic activity, and/or anti-proliferative activity. The combination of compounds is preferably a synergistic combination. Synergy, as described, for example, by Chou and Talalay, *Adv. Enzyme Regul.* vol. 22, pp. 27-55 (1984), occurs when the effect of the compounds when administered in combination is greater than the additive effect of the compounds when administered alone as a single agent. In general, a synergistic effect is most clearly demonstrated at sub-optimal concentrations of the compounds. Synergy can be in terms of lower cytotoxicity, increased anti-proliferative and/or anti-infective effect, or some other beneficial effect of the combination compared with the individual components.

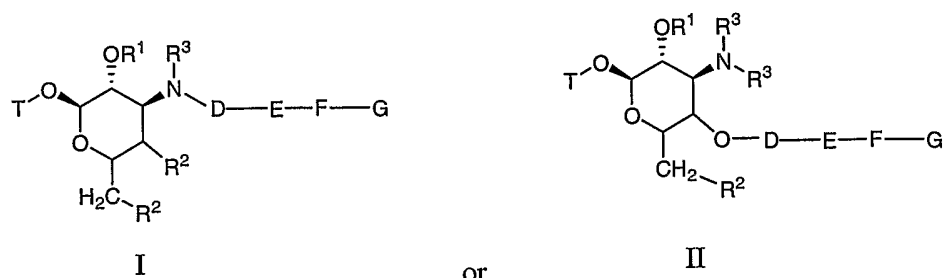
All percentages and ratios used herein, unless otherwise indicated, are by weight.

Throughout the description, where compositions are described as having, including, or comprising specific components, or where processes are described as having, including, or comprising specific process steps, it is contemplated that compositions of the present invention also consist essentially of, or consist of, the recited components, and that the processes of the present invention also consist essentially of, or consist of, the recited processing steps. Further, it should be understood that the order of steps or order for performing certain actions are immaterial so long as the invention remains operable. Moreover, two or more steps or actions may be conducted simultaneously.

## 2. Compounds of the Invention

In one aspect, the invention provides a compound having the formula:

- 12 -



or a pharmaceutically acceptable salt, ester, *N*-oxide, or prodrug thereof, wherein

T is a 14-, 15-, or 16-membered macrolide connected via a macrocyclic ring carbon atom;

$R^1$  and  $R^3$  independently are selected from the group consisting of: (a) H, (b) a

- 5  $C_{1-6}$  alkyl group, (c) a  $C_{2-6}$  alkenyl group, (d) a  $C_{2-6}$  alkynyl group, (e)  $-C(O)R^5$ ,  
 (f)  $-C(O)OR^5$ , (g)  $-C(O)NR^4R^4R^4$ , (h)  $-C(S)R^5$ , (i)  $-C(S)OR^5$ , (j)  $-C(O)SR^5$ , or (k)  $-C(S)-$   
 $NR^4R^4R^4$ ;  $R^2$  is hydrogen or  $-OR^{12}$ ;

D is selected from the group consisting of:

- 10 (a) a single bond, (b) a  $C_{1-6}$  alkyl group, (c) a  $C_{2-6}$  alkenyl group; (d) a  $C_{2-6}$  alkynyl  
 group; (e)  $-C(O)-X-$ , (f)  $-C(O)O-X-$ , (g)  $-C(O)NR^4R^4-X-$ ,  
 (h)  $-C(=NR^4)-X-$ , (i)  $-C(=NR^4)O-X-$ , (j)  $-C(=NR^4)N-X-$ ,  
 (k)  $-SO_2-X-$ , (l)  $-C(NR^4)NR^4-X-$ , (m)  $-C(S)-X-$ ,  
 (n)  $-C(S)NR^4-X-$ , (o)  $-C(NR^4)S-X-$ , or (p)  $-C(O)S-X-$ , wherein
- 15 i) 0-2 carbon atoms in any of (b)-(d) of D immediately above  
 optionally is replaced by a moiety selected from the group  
 consisting of O,  $S(O)_p$ , and  $NR^4$ ,
- ii) each of the groups (b)-(d) immediately above optionally is  
 substituted with one or more  $R^5$  groups,
- iii) alternatively when  $R^5$  is present as an optional substituent on (b)-  
 20 (d),  $R^3$  and  $R^5$  can be taken together with the atoms to which they  
 are attached to form a 3-7 membered ring, and
- iv) X is selected from the group consisting of (aa) a  $C_{1-6}$  alkyl group,  
 (bb) a  $C_{2-6}$  alkenyl group, or (cc) a  $C_{2-6}$  alkynyl group, wherein  
 each of groups (aa)-(cc) optionally is substituted with one or more  
 25  $R^5$  groups;

F is selected from the group consisting of:

- 13 -

(a) a single bond, (b) a C<sub>1-6</sub> alkyl group, (c) a C<sub>2-6</sub> alkenyl group, (d) a C<sub>2-6</sub> alkynyl group, wherein

- 5
- i) 0-2 carbon atoms in any of (b)-(d) of F immediately above optionally is replaced by a moiety selected from the group consisting of O, S(O)<sub>p</sub>, and NR<sup>4</sup>,
  - ii) any of (b)-(d) of F immediately above optionally is substituted with one or more R<sup>5</sup> groups, and
  - iii) any of (b)-(d) of F immediately above optionally is substituted with C<sub>1-6</sub> alkyl-R<sup>5</sup> groups;

10 E is selected from the group consisting of:

(a) a 3-10 membered saturated, unsaturated, or aromatic heterocycle containing one or more heteroatoms selected from the group consisting of nitrogen, oxygen, and sulfur,

(b) a 3-10 membered saturated, unsaturated, or aromatic carbocycle,

15 (c) a -W-[3-10 membered saturated, unsaturated, or aromatic heterocycle containing one or more heteroatoms selected from the group consisting of nitrogen, oxygen, and sulfur],

(d) a -W-[3-10 membered saturated, unsaturated, or aromatic carbocycle],

(e) -C(O)-, (f) -C(O)O-, (g) -C(O)NR<sup>4</sup>-, (h) -C(=NR<sup>4</sup>)-,

20 (i) -C(=NR<sup>4</sup>)O-, (j) -C(=NR<sup>4</sup>)NR<sup>4</sup>-, (k) -OC(O)-, (l) -OC(O)O-,

(m) -OC(O)NR<sup>4</sup>-, (n) -NR<sup>4</sup>C(O)-, (o) -NR<sup>4</sup>C(O)O-,

(p) -NR<sup>4</sup>C(O)NR<sup>4</sup>-, (q) -NR<sup>4</sup>C(=NR<sup>4</sup>)NR<sup>4</sup>-, (r) -S(O)<sub>p</sub>-,

(s) -NR<sup>4</sup>S(O)<sub>2</sub>-, (t) -S(O)<sub>2</sub>NR<sup>4</sup>-, (u) -C(N-OR<sup>4</sup>)-, (v) -CH<sub>2</sub>-,

(w) -C(N-NR<sup>4</sup>R<sup>4</sup>)-, (x) -C(S)NR<sup>4</sup>-, (y) -NR<sup>4</sup>C(S)-, (z) -C(S)O-, or

25 (aa) -OC(S)-, wherein

- i) any of (a)-(d) immediately above optionally is substituted with one or more R<sup>5</sup> groups; and

- ii) W is selected from the group consisting of:

(aa) -OCO-, (bb) -OC(O)O-, (cc) -OC(O)NR<sup>4</sup>-,

30 (dd) -NR<sup>4</sup>C(O)O-, (ee) -OCNOR<sup>4</sup>-,

(ff) -NR<sup>4</sup>-C(O)O-, (gg) -C(S)(NR<sup>4</sup>)-, (hh) -NR<sup>4</sup>-,

- 14 -

(ii)  $-\text{OC}(\text{S})\text{O}-$ , (jj)  $-\text{OC}(\text{S})\text{NR}^4-$ , (kk)  $-\text{NR}^4\text{C}(\text{S})\text{O}-$ , (ll)  $-\text{OC}(\text{S})\text{NOR}^4-$ , (mm)  $-\text{C}(\text{S})\text{O}-$ , (nn)  $-\text{OC}(\text{S})-$ , (oo)  $-\text{C}(\text{O})-$ , (pp)  $-\text{C}(\text{O})\text{O}-$ , (qq)  $-\text{C}(\text{O})\text{NR}^4-$ , (rr)  $-\text{C}(=\text{NR}^4)-$ , (ss)  $-\text{C}(=\text{NR}^4)\text{O}-$ , (tt)  $-\text{C}(=\text{NR}^4)\text{NR}^4-$ , (uu)  $-\text{OC}(\text{O})-$ , (vv)  $-\text{OC}(\text{O})\text{O}-$ , (ww)  $-\text{OC}(\text{O})\text{NR}^4-$ , (xx)  $-\text{NR}^4\text{C}(\text{O})-$ , (yy)  $-\text{NR}^4\text{C}(\text{O})\text{O}-$ , (zz)  $-\text{NR}^4\text{C}(\text{O})\text{NR}^4-$ , (aaa)  $-\text{NR}^4\text{C}(=\text{NR}^4)\text{NR}^4-$ , (bbb)  $-\text{S}(\text{O})_p-$ , (ccc)  $-\text{NR}^4\text{S}(\text{O})_2-$ , (ddd)  $-\text{S}(\text{O})_2\text{NR}^4-$ , (eee)  $-\text{C}(\text{N}-\text{OR}^4)-$ , (fff)  $-\text{C}(\text{N}-\text{NR}^4\text{R}^4)-$ , (ggg)  $-\text{C}(\text{S})\text{NR}^4-$ , or (hhh)  $-\text{NR}^4\text{C}(\text{S})-$ ;

10 G is selected from the group consisting of: (a) B' and (b) B'-Z-B'', wherein

- i) each B' and B'' is independently selected from the group consisting of (aa) an aryl group, (bb) a heteroaryl group, (cc) a biaryl group, (dd) a fused bicyclic or tricyclic saturated, unsaturated or aromatic ring system optionally containing one or more heteroatoms selected from the group consisting of nitrogen, oxygen, and sulfur, (ee) a 3-10 membered saturated or unsaturated heterocycle containing one or more heteroatoms selected from the group consisting of nitrogen, oxygen, and sulfur, (ff) a 3-10 membered saturated, or unsaturated carbocycle, wherein each (aa)-(ff) optionally is substituted with one or more R<sup>11</sup> groups; and
- 20 ii) Z is selected from the group consisting of (aa) a single bond, (bb) a C<sub>1-2</sub> alkyl group, (cc) a C<sub>2</sub> alkenyl group, (dd) a C<sub>2</sub> alkynyl group, (ee)  $-\text{C}(\text{O})-$ , (ff)  $-\text{C}(\text{O})\text{O}-$ , (gg)  $-\text{C}(\text{O})\text{NR}^4-$ , (hh)  $-\text{C}(=\text{NR}^4)-$ , (ii)  $-\text{C}(=\text{NR}^4)\text{O}-$ , (jj)  $-\text{C}(=\text{NR}^4)\text{NR}^4-$ , (kk)  $-\text{S}(\text{O})_p-$ , (ll)  $-\text{OC}(\text{O})-$ , (mm)  $-\text{C}(\text{S})-$ , (nn)  $-\text{C}(\text{S})\text{NR}^4-$ , (oo)  $-\text{C}(\text{NR}^4)\text{S}-$ , (pp)  $-\text{C}(\text{O})\text{S}-$ , (qq)  $-\text{O}-$ , (rr)  $-\text{NR}^4-$ , (ss)  $-\text{NR}^4\text{C}(\text{O})-$ , (tt)  $-\text{OC}(\text{NR}^4)-$ , (uu)  $-\text{NC}(\text{NR}^4)-$ , (vv)  $-\text{C}(\text{S})\text{O}-$ , (ww)  $-\text{SC}(\text{O})-$ , or (xx)  $-\text{OC}(\text{S})$ ;

R<sup>4</sup>, at each occurrence, independently is selected from the group consisting of:

- 30 (a) H, (b) a C<sub>1-6</sub> alkyl group, (c) a C<sub>2-6</sub> alkenyl group, (d) a C<sub>2-6</sub> alkynyl group, (e) a C<sub>6-10</sub> saturated, unsaturated, or aromatic carbocycle, (f) a 3-12 membered saturated, unsaturated, or aromatic heterocycle containing one or more

- 15 -

heteroatoms selected from the group consisting of nitrogen, oxygen, and sulfur, (g)  $-C(O)-C_{1-6}$  alkyl, (h)  $-C(O)-C_{2-6}$  alkenyl, (i)  $-C(O)-C_{2-6}$  alkynyl, (j)  $-C(O)-C_{6-10}$  saturated, unsaturated, or aromatic carbocycle, (k)  $-C(O)-3-12$  membered saturated, unsaturated, or aromatic heterocycle containing one or more

5 heteroatoms selected from the group consisting of nitrogen, oxygen, and sulfur, (l)  $-C(O)O-C_{1-6}$  alkyl, (m)  $-C(O)O-C_{2-6}$  alkenyl, (n)  $-C(O)O-C_{2-6}$  alkynyl, (o)  $-C(O)O-C_{6-10}$  saturated, unsaturated, or aromatic carbocycle, (p)  $-C(O)O-3-12$  membered saturated, unsaturated, or aromatic heterocycle containing one or more heteroatoms selected from the group consisting of nitrogen, oxygen, and sulfur, and q)  $-C(O)NR^6R^6$ ,

10 wherein any of (b)–(p) optionally is substituted with one or more  $R^5$  groups,

alternatively,  $NR^4R^4$  forms a 3-7 membered saturated, unsaturated or aromatic ring including the nitrogen atom to which the  $R^4$  groups are bonded, wherein said ring is optionally substituted at a position other than the nitrogen atom to which the  $R^4$  groups are bonded, with one or more moieties selected from the group consisting of O,  $S(O)_p$ , N, and  $NR^8$ ;

$R^5$  is selected from the group consisting of:

(a)  $R^7$ , (b) a  $C_{1-8}$  alkyl group, (c) a  $C_{2-8}$  alkenyl group, (d) a  $C_{2-8}$  alkynyl group, (e) a  $C_{3-12}$  saturated, unsaturated, or aromatic carbocycle, and (f) a 3-12 membered saturated, unsaturated, or aromatic heterocycle containing one or more heteroatoms selected from the group consisting of nitrogen, oxygen, and sulfur, or two  $R^5$  groups, when present on the same carbon atom can be taken together with the carbon atom to which they are attached to form a spiro 3-6 membered carbocyclic ring or heterocyclic ring containing one or more heteroatoms selected from the group consisting of nitrogen, oxygen, and sulfur;

25 wherein any of (b)–(f) immediately above optionally is substituted with one or more  $R^7$  groups;

$R^6$ , at each occurrence, independently is selected from the group consisting of:

(a) H, (b) a  $C_{1-6}$  alkyl group, (c) a  $C_{2-6}$  alkenyl group, (d) a  $C_{2-6}$  alkynyl group, (e) a  $C_{3-10}$  saturated, unsaturated, or aromatic carbocycle, and (f) a 3-10 membered saturated, unsaturated, or aromatic heterocycle containing one or more heteroatoms selected from the group consisting of nitrogen, oxygen, and sulfur,

30

- 16 -

wherein any of (b)–(f) optionally is substituted with one or more moieties selected from the group consisting of:

- (aa) a carbonyl group, (bb) a formyl group, (cc) F, (dd) Cl, (ee) Br,  
 (ff) I, (gg) CN, (hh) NO<sub>2</sub>, (ii) –OR<sup>8</sup>,  
 5 (jj) –S(O)<sub>p</sub>R<sup>8</sup>, (kk) –C(O)R<sup>8</sup>, (ll) –C(O)OR<sup>8</sup>,  
 (mm) –OC(O)R<sup>8</sup>, (nn) –C(O)NR<sup>8</sup>R<sup>8</sup>,  
 (oo) –OC(O)NR<sup>8</sup>R<sup>8</sup>, (pp) –C(=NR<sup>8</sup>)R<sup>8</sup>,  
 (qq) –C(R<sup>8</sup>)(R<sup>8</sup>)OR<sup>8</sup>, (rr) –C(R<sup>8</sup>)<sub>2</sub>OC(O)R<sup>8</sup>,  
 (ss) –C(R<sup>8</sup>)(OR<sup>8</sup>)(CH<sub>2</sub>)<sub>r</sub>NR<sup>8</sup>R<sup>8</sup>, (tt) –NR<sup>8</sup>R<sup>8</sup>,  
 10 (uu) –NR<sup>8</sup>OR<sup>8</sup>, (vv) –NR<sup>8</sup>C(O)R<sup>8</sup>,  
 (ww) –NR<sup>8</sup>C(O)OR<sup>8</sup>, (xx) –NR<sup>8</sup>C(O)NR<sup>8</sup>R<sup>8</sup>,  
 (yy) –NR<sup>8</sup>S(O)<sub>r</sub>R<sup>8</sup>, (zz) –C(OR<sup>8</sup>)(OR<sup>8</sup>)R<sup>8</sup>,  
 (ab) –C(R<sup>8</sup>)<sub>2</sub>NR<sup>8</sup>R<sup>8</sup>, (ac) =NR<sup>8</sup>,  
 (ad) –C(S)NR<sup>8</sup>R<sup>8</sup>, (ae) –NR<sup>8</sup>C(S)R<sup>8</sup>,  
 15 (af) –OC(S)NR<sup>8</sup>R<sup>8</sup>, (ag) –NR<sup>8</sup>C(S)OR<sup>8</sup>,  
 (ah) –NR<sup>8</sup>C(S)NR<sup>8</sup>R<sup>8</sup>, (ai) –SC(O)R<sup>8</sup>,  
 (aj) a C<sub>1-8</sub> alkyl group, (ak) a C<sub>2-8</sub> alkenyl group, (al) a C<sub>2-8</sub> alkynyl  
 group, (am) a C<sub>1-8</sub> alkoxy group, (an) a C<sub>1-8</sub> alkylthio group, (ao) a  
 C<sub>1-8</sub> acyl group, (ap) –CF<sub>3</sub>,  
 20 (aq) –SCF<sub>3</sub>, (ar) a C<sub>3-10</sub> saturated, unsaturated, or aromatic  
 carbocycle, and (as) a 3-10 membered saturated, unsaturated, or  
 aromatic heterocycle containing one or more heteroatoms selected  
 from the group consisting of nitrogen, oxygen, and sulfur,

alternatively, NR<sup>6</sup>R<sup>6</sup> forms a 3-10 membered saturated, unsaturated or aromatic ring  
 25 including the nitrogen atom to which the R<sup>6</sup> groups are attached wherein said ring is optionally  
 substituted at a position other than the nitrogen atom to which the R<sup>6</sup> groups are bonded, with  
 one or more moieties selected from the group consisting of O, S(O)<sub>p</sub>, N, and NR<sup>8</sup>;

alternatively, CR<sup>6</sup>R<sup>6</sup> forms a carbonyl group;

R<sup>7</sup>, at each occurrence, is selected from the group consisting of:

- 30 (a) H, (b) =O, (c) F, (d) Cl, (e) Br, (f) I, (g) –CF<sub>3</sub>,  
 (h) –CN, (i) –N<sub>3</sub>, (j) –NO<sub>2</sub>, (k) –NR<sup>6</sup>(CR<sup>6</sup>R<sup>6</sup>)<sub>t</sub>R<sup>9</sup>, (l) –OR<sup>9</sup>, (m) –S(O)<sub>p</sub>C(R<sup>6</sup>R<sup>6</sup>)<sub>t</sub>R<sup>9</sup>,  
 (n) –C(O)(CR<sup>6</sup>R<sup>6</sup>)<sub>t</sub>R<sup>9</sup>, (o) –OC(O)(CR<sup>6</sup>R<sup>6</sup>)<sub>t</sub>R<sup>9</sup>, (p) –SC(O)(CR<sup>6</sup>R<sup>6</sup>)<sub>t</sub>R<sup>9</sup>, (q) –

- 17 -

$C(O)O(CR^6R^6)_tR^9$ , (r)  $-NR^6C(O)(CR^6R^6)_tR^9$ , (s)  $-C(O)NR^6(CR^6R^6)_tR^9$ , (t)  $-$   
 $C(=NR^6)(CR^6R^6)_tR^9$ , (u)  $-C(=NNR^6R^6)(CR^6R^6)_tR^9$ , (v)  $-$   
 $C(=NNR^6C(O)R^6)(CR^6R^6)_tR^9$ , (w)  $-C(=NOR^9)(CR^6R^6)_tR^9$ , (x)  $-$   
 $NR^6C(O)O(CR^6R^6)_tR^9$ , (y)  $-OC(O)NR^6(CR^6R^6)_tR^9$ , (z)  $-$   
 $NR^6C(O)NR^6(CR^6R^6)_tR^9$ , (aa)  $-NR^6S(O)_p(CR^6R^6)_tR^9$ , (bb)  $-$   
 $S(O)_pNR^6(CR^6R^6)_tR^9$ , (cc)  $-NR^6S(O)_pNR^6(CR^6R^6)_tR^9$ , (dd)  $-NR^6R^6$ , (ee)  $-$   
 $NR^6(CR^6R^6)$ , (ff)  $-OH$ , (gg)  $-NR^6R^6$ , (hh)  $-OCH_3$ , (ii)  $-S(O)_pR^6$ , (jj)  $-NC(O)R^6$ ,  
(kk) a  $C_{1-6}$  alkyl group, (ll) a  $C_{2-6}$  alkenyl group, (mm) a  $C_{2-6}$  alkynyl group, (nn)  $-$   
 $C_{3-10}$  saturated, unsaturated, or aromatic carbocycle, and (oo) 3-10 membered  
saturated, unsaturated, or aromatic heterocycle containing one or more  
heteroatoms selected from the group consisting of nitrogen, oxygen, and sulfur,  
wherein any of (kk)–(oo) optionally is substituted with one or more  $R^9$   
groups;

alternatively, two  $R^7$  groups may form  $-O(CH_2)_uO-$ ;

$R^8$  is selected from the group consisting of:

(a)  $R^5$ , (b) H, (c) a  $C_{1-6}$  alkyl group, (d) a  $C_{2-6}$  alkenyl group, (e) a  $C_{2-6}$  alkynyl  
group, (f) a  $C_{3-10}$  saturated, unsaturated, or aromatic carbocycle, (g) a 3-10  
membered saturated, unsaturated, or aromatic heterocycle containing one or more  
heteroatoms selected from the group consisting of nitrogen, oxygen, and sulfur,  
(h)  $-C(O)-C_{1-6}$  alkyl, (i)  $-C(O)-C_{1-6}$  alkenyl, (j)  $-C(O)-C_{1-6}$  alkynyl, (k)  $-C(O)-$   
 $C_{3-10}$  saturated, unsaturated, or aromatic carbocycle, and (l)  $-C(O)-3-10$   
membered saturated, unsaturated, or aromatic heterocycle containing one or more  
heteroatoms selected from the group consisting of nitrogen, oxygen, and sulfur,  
wherein any of (c)–(k) optionally is substituted with one or more moieties  
selected from the group consisting of : (aa) H, (bb) F, (cc) Cl, (dd) Br, (ee)  
I, (ff) CN, (gg)  $NO_2$ , (hh) OH, (ii)  $NH_2$ , (jj)  $NH(C_{1-6}$  alkyl), (kk)  
 $N(C_{1-6}$  alkyl) $_2$ , (ll) a  $C_{1-6}$  alkoxy group, (mm) an aryl group, (nn) a  
substituted aryl group, (oo) a heteroaryl group, (pp) a substituted  
heteroaryl group, and (qq) a  $C_{1-6}$  alkyl group optionally substituted with  
one or more moieties selected from the group consisting of an aryl group,

- 18 -

a substituted aryl group, a heteroaryl group, a substituted heteroaryl group,  
F, Cl, Br, I, CN, NO<sub>2</sub>, CF<sub>3</sub>, SCF<sub>3</sub>, and OH;

R<sup>9</sup>, at each occurrence, independently is selected from the group consisting of:

(a) R<sup>10</sup>, (b) a C<sub>1-6</sub> alkyl group, (c) a C<sub>2-6</sub> alkenyl group, (d) a C<sub>2-6</sub> alkynyl group, e)  
5 a C<sub>3-10</sub> saturated, unsaturated, or aromatic carbocycle, and f) a 3-10 membered  
saturated, unsaturated, or aromatic heterocycle containing one or more  
heteroatoms selected from the group consisting of nitrogen, oxygen, and sulfur,  
wherein any of (b)–(f) optionally is substituted with one or more R<sup>10</sup>  
groups;

10 R<sup>10</sup>, at each occurrence, independently is selected from the group consisting of:

(a) H, (b) =O, (c) F, (d) Cl, (e) Br, (f) I, (g) –CF<sub>3</sub>, (h) –CN, (i) –NO<sub>2</sub>, (j) –NR<sup>6</sup>R<sup>6</sup>,  
(k) –OR<sup>6</sup>, (l) –S(O)<sub>p</sub>R<sup>6</sup>, (m) –C(O)R<sup>6</sup>, (n) –C(O)OR<sup>6</sup>, (o) –OC(O)R<sup>6</sup>, (p)  
NR<sup>6</sup>C(O)R<sup>6</sup>, (q) –C(O)NR<sup>6</sup>R<sup>6</sup>, (r) –C(=NR<sup>6</sup>)R<sup>6</sup>, (s) –NR<sup>6</sup>C(O)NR<sup>6</sup>R<sup>6</sup>, (t) –  
15 NR<sup>6</sup>S(O)<sub>p</sub>R<sup>6</sup>, (u) –S(O)<sub>p</sub>NR<sup>6</sup>R<sup>6</sup>, (v) –NR<sup>6</sup>S(O)<sub>p</sub>NR<sup>6</sup>R<sup>6</sup>, (w) a C<sub>1-6</sub> alkyl group,  
(x) a C<sub>2-6</sub> alkenyl group, (y) a C<sub>2-6</sub> alkynyl group, (z) a C<sub>3-10</sub> saturated,  
unsaturated, or aromatic carbocycle, and (aa) a 3-10 membered saturated,  
unsaturated, or aromatic heterocycle containing one or more heteroatoms selected  
from the group consisting of nitrogen, oxygen, and sulfur,  
wherein any of (w)–(aa) optionally is substituted with one or more  
20 moieties selected from the group consisting of R<sup>6</sup>, F, Cl, Br, I, CN, NO<sub>2</sub>, –  
OR<sup>6</sup>, –NH<sub>2</sub>, –NH(C<sub>1-6</sub> alkyl), –N(C<sub>1-6</sub> alkyl)<sub>2</sub>, a C<sub>1-6</sub> alkoxy group, a  
C<sub>1-6</sub> alkylthio group, and a C<sub>1-6</sub> acyl group;

R<sup>11</sup> each occurrence, independently is selected from the group consisting of:

(a) a carbonyl group, (b) a formyl group, (c) F, (d) Cl, (e) Br, (f) I, (g) CN, (h)  
25 NO<sub>2</sub>, (i) OR<sup>8</sup>, (j) –S(O)<sub>p</sub>R<sup>8</sup>, (k) –C(O)R<sup>8</sup>, (l) –C(O)OR<sup>8</sup>,  
(m) –OC(O)R<sup>8</sup>, (n) –C(O)NR<sup>8</sup>R<sup>8</sup>, (o) –OC(O)NR<sup>8</sup>R<sup>8</sup>,  
(p) –C(=NR<sup>8</sup>)R<sup>8</sup>, (q) –C(R<sup>8</sup>)(R<sup>8</sup>)OR<sup>8</sup>, (r) –C(R<sup>8</sup>)<sub>2</sub>OC(O)R<sup>8</sup>,  
(s) –C(R<sup>8</sup>)(OR<sup>8</sup>)(CH<sub>2</sub>)<sub>r</sub>NR<sup>8</sup>R<sup>8</sup>, (t) –NR<sup>8</sup>R<sup>8</sup>, (u) –NR<sup>8</sup>OR<sup>8</sup>,  
(v) –NR<sup>8</sup>C(O)R<sup>8</sup>, (w) –NR<sup>8</sup>C(O)OR<sup>8</sup>, (x) –NR<sup>8</sup>C(O)NR<sup>8</sup>R<sup>8</sup>, (y) –NR<sup>8</sup>S(O)<sub>r</sub>R<sup>8</sup>, (z)  
30 –C(OR<sup>8</sup>)(OR<sup>8</sup>)R<sup>8</sup>, (aa) –C(R<sup>8</sup>)<sub>2</sub>NR<sup>8</sup>R<sup>8</sup>, (bb) =NR<sup>8</sup>, (cc) –C(S)NR<sup>8</sup>R<sup>8</sup>, (dd) –  
NR<sup>8</sup>C(S)R<sup>8</sup>, (ee) –OC(S)NR<sup>8</sup>R<sup>8</sup>, (ff) –NR<sup>8</sup>C(S)OR<sup>8</sup>, (gg) –NR<sup>8</sup>C(S)NR<sup>8</sup>R<sup>8</sup>, (hh) –

- 19 -

SC(O)R<sup>8</sup>, (ii) a C<sub>1-8</sub> alkyl group, (jj) a C<sub>2-8</sub> alkenyl group, (kk) a C<sub>2-8</sub> alkynyl group, (ll) a C<sub>1-8</sub> alkoxy group, (mm) a C<sub>1-8</sub> alkylthio group, (nn) a C<sub>1-8</sub> acyl group, (oo) a C<sub>3-10</sub> saturated, unsaturated, or aromatic carbocycle, and (pp) a 3-10 membered saturated, unsaturated, or aromatic heterocycle containing one or more heteroatoms selected from the group consisting of nitrogen, oxygen, and sulfur, wherein (ii)-(kk) optionally are substituted with one or more R<sup>5</sup> groups;

5

R<sup>12</sup> is selected from the group consisting of:

(a) H, (b) a C<sub>1-6</sub> alkyl group, (c) a C<sub>2-6</sub> alkenyl group, (d) a C<sub>2-6</sub> alkynyl group, (e) -C(O)R<sup>5</sup>, (f) -C(O)OR<sup>5</sup>, (g) -C(O)-NR<sup>4</sup>R<sup>4</sup>R<sup>4</sup>R<sup>4</sup>, (h) -C(S)R<sup>5</sup>, (i) -C(S)OR<sup>5</sup>, (j) -C(O)SR<sup>5</sup>, (k) -C(S)-NR<sup>4</sup>R<sup>4</sup>R<sup>4</sup>R<sup>4</sup>, (l) a C<sub>3-10</sub> saturated, unsaturated, or aromatic carbocycle, or (m) a 3-10 membered saturated, unsaturated, or aromatic heterocycle containing one or more heteroatoms selected from the group consisting of nitrogen, oxygen, and sulfur, (n) a -(C<sub>1-6</sub> alkyl) -C<sub>3-10</sub> saturated, unsaturated, or aromatic carbocycle, or (o) a -(C<sub>1-6</sub> alkyl)-3-10 membered saturated, unsaturated, or aromatic heterocycle containing one or more heteroatoms selected from the group consisting of nitrogen, oxygen, and sulfur, wherein (a)-(d) and (l)-(o) optionally are substituted with one or more R<sup>5</sup> groups;

10

15

p at each occurrence is 0, 1, or 2;

20

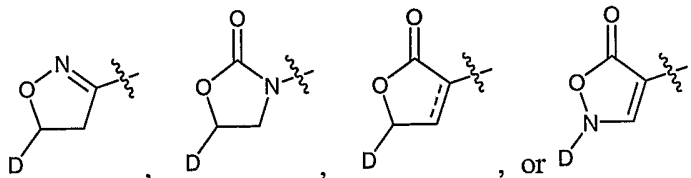
r at each occurrence is 0, 1, or 2;

t at each occurrence is 0, 1, or 2;

u at each occurrence is 1, 2, 3, or 4;

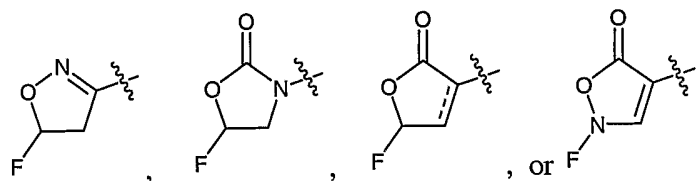
provided that

i) when T is a 14 or 15 membered macrolide D-E is not

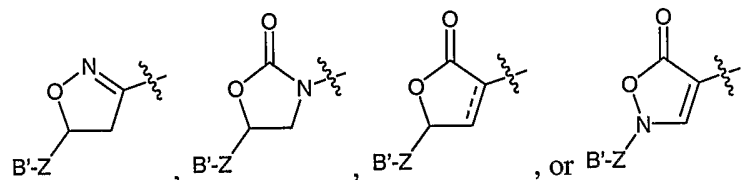


25

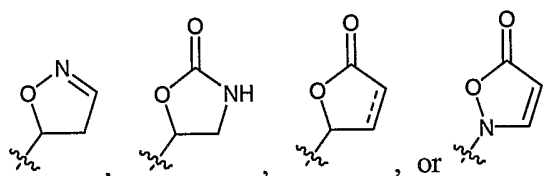
ii) when T is a 14 or 15 membered macrolide F-B' is not



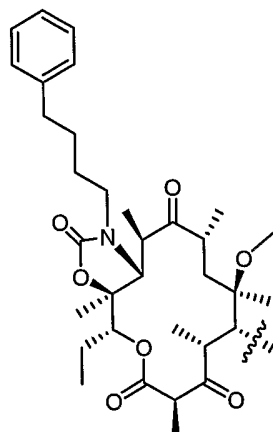
iii) when T is a 14 or 15 membered macrolide B'-Z-B'' is not



iv) when T is a 14 or 15 membered macrolide R<sup>11</sup> is not



v) when the compound has formula I and T is



D is not a single bond or a -CH<sub>2</sub>-,

vi) when the compound has formula I and T is a 14 or 15 membered macrolide -D-E-F- is not a -CH<sub>2</sub>-,

vii) when the compound has formula I and T is a 14 or 15 membered macrolide -D-E-F-G- is not a chemical moiety selected from the chemical moieties listed in Table A

5

10

**Table A**


, and

20

viii) when the compound has formula II and T is a 16 membered macrolide

i. -D-E- is not a glycoside attached via its anomeric carbon,

ii. -D-E-F-G is not a C<sub>1-4</sub> (alkyl), C<sub>2-4</sub>(alkenyl), or C<sub>2-4</sub>(alkynyl) chain bonded to a 5-10 membered monocyclic or bicyclic carbocycle or heterocycle or bonded to a 5 or 6 membered

25

carbocycle or heterocycle bonded to a 5 or 6 membered carbocycle or heterocycle, further, any of said carbocycles or heterocycles being optionally substituted with one or more groups selected from the group consisting of (aa) -OH, (bb) -F, (cc) -Cl, (dd) -I, and (ee) -NO<sub>2</sub>, and

30

iii. -D-E-F-G- is not a chemical moiety selected from the chemical moieties listed in Table B.

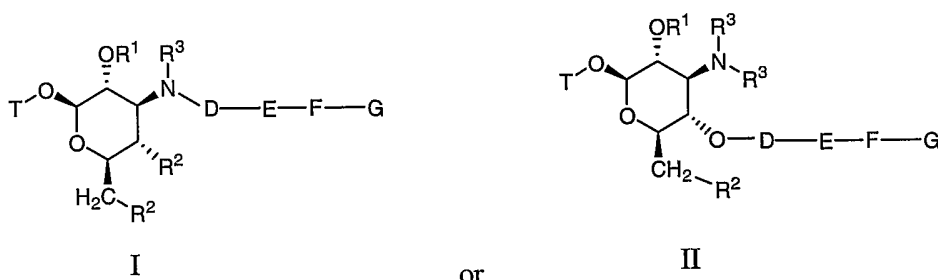
**Table B**

	-(t-butoxycarboxy)-3-(3-quinolylyl)
--	-------------------------------------

- 22 -

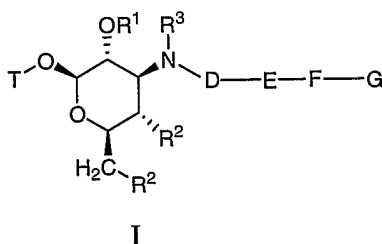
20

In certain embodiments, the invention provides a compound having the formula:



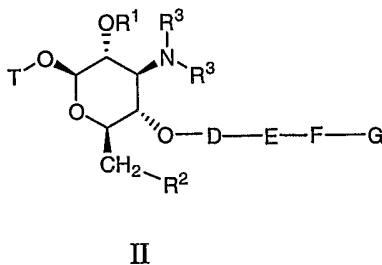
25 or a pharmaceutically acceptable salt, ester, *N*-oxide, or prodrug thereof, wherein T, D, E, F, G, R<sup>1</sup>, R<sup>2</sup>, and R<sup>3</sup> are as defined hereinabove.

Other embodiments of the foregoing compounds include those compounds having the formula:



30 or a pharmaceutically acceptable salt, ester, *N*-oxide, or prodrug thereof, wherein T, D, E, F, G, R<sup>1</sup>, R<sup>2</sup>, and R<sup>3</sup> are as defined hereinabove.

Other embodiments of the foregoing compounds include those having the formula:



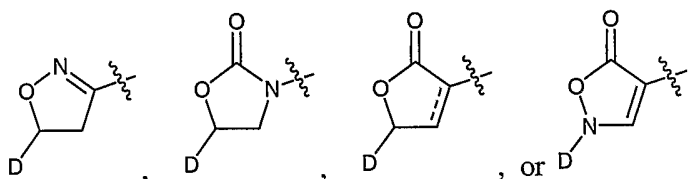
35 or a pharmaceutically acceptable salt, ester, *N*-oxide, or prodrug thereof, wherein T, D, E, F, G, R<sup>1</sup>, R<sup>2</sup>, and R<sup>3</sup> are as defined hereinabove.

- 23 -

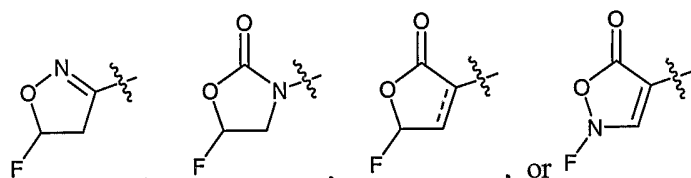
20 Other embodiments of the foregoing compounds include those where T is a 14- or 15-membered macrolide (i.e., not a 16 membered macrolide) connected via a macrocyclic ring carbon atom. In other embodiments, T is a 16 membered macrolide (i.e., not a 14 or 15 membered macrolide) connected via a macrocyclic ring carbon atom.

In certain other embodiments when T is a 14-, 15-, or 16-membered macrolide

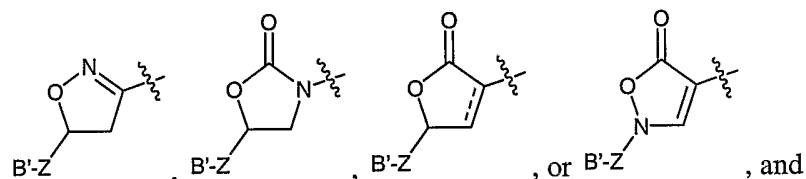
25 i) D-E is not



ii) F-B' is not

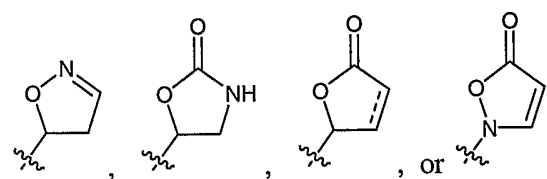


iii) B'-Z-B'' is not



30

iv) R<sup>11</sup> is not



Other embodiments of the foregoing compounds include those where G is B'.

35 Other embodiments of the foregoing compounds include those where B' is selected from the group consisting of: (a) an aryl group, (b) a heteroaryl group, (c) a biaryl group, and (d) a fused bicyclic or tricyclic unsaturated or aromatic ring system optionally containing one or more carbonyl groups and one or more heteroatoms selected from the group consisting of nitrogen, oxygen, and sulfur, wherein each (a)-(d) optionally is substituted with one or more R<sup>11</sup> groups.

Other embodiments of the foregoing compounds include those where E is

- 24 -

- 20 (a) a 3-10 membered saturated, unsaturated, or aromatic heterocycle containing one or more heteroatoms selected from the group consisting of nitrogen, oxygen, and sulfur,
- (b) a 3-10 membered saturated, unsaturated, or aromatic carbocycle,
- 25 (c) a  $-W-$ [3-10 membered saturated, unsaturated, or aromatic heterocycle containing one or more heteroatoms selected from the group consisting of nitrogen, oxygen, and sulfur],
- (d) a  $-W-$ [3-10 membered saturated, unsaturated, or aromatic carbocycle],
- (e)  $-C(O)-$ , (f)  $-C(O)O-$ , (g)  $-C(O)NR^4-$ , (h)  $-C(=NR^4)-$ ,
- (i)  $-C(=NR^4)O-$ , (j)  $-C(=NR^4)NR^4-$ , (k)  $-OC(O)-$ , (l)  $-OC(O)O-$ ,
- 30 (m)  $-OC(O)NR^4-$ , (n)  $-NR^4C(O)-$ , (o)  $-NR^4C(O)O-$ ,
- (p)  $-NR^4C(O)NR^4-$ , (q)  $-NR^4C(=NR^4)NR^4-$ , (r)  $-S(O)_p-$ ,
- (s)  $-NR^4S(O)_2-$ , (t)  $-S(O)_2NR^4-$ , (u)  $-C(N-OR^4)-$ , (v)  $-C(N-NR^4R^4)-$ ,
- (w)  $-C(S)NR^4-$ , (x)  $-NR^4C(S)-$ , (y)  $-C(S)O-$ , or (z)  $-OC(S)-$ , wherein
- i) any of (a)-(d) immediately above optionally is substituted with one or more  $R^5$  groups; and
- 35 ii) W is selected from the group consisting of:
- (aa)  $-OCO-$ , (bb)  $-OC(O)O-$ , (cc)  $-OC(O)NR^4-$ , (dd)  $-NR^4C(O)O-$ , (ee)  $-OCNOR^4-$ , (ff)  $-NR^4-C(O)O-$ , (gg)  $-C(S)(NR^4)-$ , (hh)  $-NR^4-$ , (ii)  $-OC(S)O-$ , (jj)  $-OC(S)NR^4-$ , (kk)  $-NR^4C(S)O-$ , (ll)  $-OC(S)NOR^4-$ , (mm)  $-C(S)O-$ , (nn)  $-OC(S)-$ ,
- 40 (oo)  $-C(O)-$ , (pp)  $-C(O)O-$ , (qq)  $-C(O)NR^4-$ , (rr)  $-C(=NR^4)-$ , (ss)  $-C(=NR^4)O-$ , (tt)  $-C(=NR^4)NR^4-$ , (uu)  $-OC(O)-$ , (vv)  $-OC(O)O-$ , (ww)  $-OC(O)NR^4-$ , (xx)  $-NR^4C(O)-$ , (yy)  $-NR^4C(O)O-$ , (zz)  $-NR^4C(O)NR^4-$ , (aaa)  $-NR^4C(=NR^4)NR^4-$ ,
- 45 (bbb)  $-S(O)_p-$ , (ccc)  $-NR^4S(O)_2-$ , (ddd)  $-S(O)_2NR^4-$ , (eee)  $-C(N-OR^4)-$ , (fff)  $-C(N-NR^4R^4)-$ , (ggg)  $-C(S)NR^4-$ , or (hhh)  $-NR^4C(S)-$ .

Other embodiments of the foregoing compounds include those where

- D is selected from the group consisting of (a) a  $C_{1-6}$  alkyl group, (b) a  $C_{2-6}$  alkenyl group, and (c) a  $C_{2-6}$  alkynyl group, wherein
- 50

- 25 -

- 20 i) 0-2 carbon atoms in any of (a)–(c) of D immediately above optionally is replaced by a moiety selected from the group consisting of O, S(O)<sub>p</sub>, and NR<sup>4</sup>,
- ii) any of (a)–(c) of D immediately above optionally is substituted with one or more R<sup>5</sup> groups; and

25 F is selected from the group consisting of (a) a single bond, (b) a C<sub>1-6</sub> alkyl group, (c) a C<sub>2-6</sub> alkenyl group, and (d) a C<sub>2-6</sub> alkynyl group, wherein

- i) 0-2 carbon atoms in any of (b)–(d) of F immediately above optionally is replaced by a moiety selected from the group consisting of O, S(O)<sub>p</sub>, and NR<sup>4</sup>;
- 30 ii) any of (b)–(d) of F immediately above optionally is substituted with one or more R<sup>5</sup> groups; and
- iii) any of (b)–(d) of F immediately above optionally is substituted with C<sub>1-6</sub> alkyl-R<sup>5</sup>.

Other embodiments of the foregoing compounds include those where E is selected from  
35 the group consisting of:

- (a) a 3-10 membered saturated, unsaturated, or aromatic heterocycle containing one or more heteroatoms selected from the group consisting of nitrogen, oxygen, and sulfur,
- (b) a 3-10 membered saturated, unsaturated, or aromatic carbocycle,
- 40 (c) a –W–[3-10 membered saturated, unsaturated, or aromatic heterocycle containing one or more heteroatoms selected from the group consisting of nitrogen, oxygen, and sulfur],
- (d) a –W–[ 3-10 membered saturated, unsaturated, or aromatic carbocycle],
- (e) –C(O)–, (f) –C(O)O–, (g) –C(O)NR<sup>4</sup>–, (h) –C(=NR<sup>4</sup>)–, (i) –C(=NR<sup>4</sup>)O–, (j) –C(=NR<sup>4</sup>)NR<sup>4</sup>–, (k) –OC(O)–, (l) –OC(O)O–,
- 45 (m) –OC(O)NR<sup>4</sup>–, (n) –NR<sup>4</sup>C(O)–, (o) –NR<sup>4</sup>C(O)O–, (p) –NR<sup>4</sup>C(O)NR<sup>4</sup>–, (q) –NR<sup>4</sup>C(=NR<sup>4</sup>)NR<sup>4</sup>–, (r) –S(O)<sub>p</sub>–, (s) –NR<sup>4</sup>S(O)<sub>2</sub>–, (t) –S(O)<sub>2</sub>NR<sup>4</sup>–, (u) –C(N–OR<sup>4</sup>)–, (v) –CH<sub>2</sub>–, (w) –C(N–NR<sup>4</sup>R<sup>4</sup>)–, (x) –C(S)NR<sup>4</sup>–, (Y) –NR<sup>4</sup>C(S)–, (Z) –C(S)O–, or (aa) –OC(S)–, wherein
- 50 i) any of (a)–(d) immediately above optionally is substituted with one or more R<sup>5</sup> groups; and

- 26 -

- 20 ii) W is selected from the group consisting of:
- (aa)  $-\text{OCO}-$ , (bb)  $-\text{OC(O)O}-$ , (cc)  $-\text{OC(O)NR}^4-$ ,  
 (dd)  $-\text{NR}^4\text{C(O)O}-$ , (ee)  $-\text{OCNOR}^4-$ ,  
 (ff)  $-\text{NR}^4-\text{C(O)O}-$ , (gg)  $-\text{C(S)(NR}^4)-$ , (hh)  $-\text{NR}^4$ ,  
 (ii)  $-\text{OC(S)O}-$ , (jj)  $-\text{OC(S)NR}^4-$ , (kk)  $-\text{NR}^4\text{C(S)O}-$ , (ll)  $-\text{OC(S)NOR}^4-$ , (mm)  $-\text{C(S)O}-$ , (nn)  $-\text{OC(S)}$ , (oo)  $-\text{C(O)-}$ , (pp)  $-\text{C(O)O}-$ , (qq)  $-\text{C(O)NR}^4-$ , (rr)  $-\text{C(=NR}^4)-$ ,  
 25 (ss)  $-\text{C(=NR}^4)\text{O}-$ , (tt)  $-\text{C(=NR}^4)\text{NR}^4-$ , (uu)  $-\text{OC(O)-}$ , (vv)  $-\text{OC(O)O}-$ , (ww)  $-\text{OC(O)NR}^4-$ , (xx)  $-\text{NR}^4\text{C(O)-}$ , (yy)  $-\text{NR}^4\text{C(O)O}-$ , (zz)  $-\text{NR}^4\text{C(O)NR}^4-$ , (aaa)  $-\text{NR}^4\text{C(=NR}^4)\text{NR}^4-$ ,  
 30 (bbb)  $-\text{S(O)}_p-$ , (ccc)  $-\text{NR}^4\text{S(O)}_2-$ , (ddd)  $-\text{S(O)}_2\text{NR}^4-$ , (eee)  $-\text{C(N-OR}^4)-$ , (fff)  $-\text{C(N-NR}^4\text{R}^4)-$ , (ggg)  $-\text{C(S)NR}^4-$ , or (hhh)  $-\text{NR}^4\text{C(S)-}$ .

Other embodiments of the foregoing compounds include those where E is selected from the group consisting of:

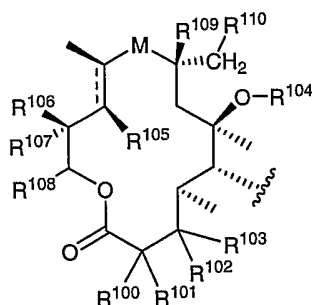
- 35 (a) a 3-10 membered saturated, unsaturated, or aromatic heterocycle containing one or more heteroatoms selected from the group consisting of nitrogen, oxygen, and sulfur, and  
 (b) a 3-10 membered saturated, unsaturated, or aromatic carbocycle,  
 wherein (a) and (b) immediately above optionally is substituted with one more  $\text{R}^5$   
 40 groups.

Other embodiments of the foregoing compounds include those where E is selected from the group consisting of:

- (a)  $-\text{C(O)-}$ , (b)  $-\text{C(O)O}-$ , (c)  $-\text{C(O)NR}^4-$ , (d)  $-\text{C(=NR}^4)-$ ,  
 (e)  $-\text{C(=NR}^4)\text{O}-$ , (f)  $-\text{C(=NR}^4)\text{NR}^4-$ , (g)  $-\text{OC(O)-}$ , (h)  $-\text{OC(O)O}-$ , (i)  $-\text{OC(O)NR}^4-$ , (j)  $-\text{NR}^4\text{C(O)-}$ , (k)  $-\text{NR}^4\text{C(O)O}-$ , (l)  $-\text{NR}^4\text{C(O)NR}^4-$ , (m)  $-\text{NR}^4\text{C(=NR}^4)\text{NR}^4-$ , (n)  $-\text{S(O)}_p-$ , (o)  $-\text{NR}^4\text{S(O)}_2-$ , (p)  $-\text{S(O)}_2\text{NR}^4-$ , (q)  $-\text{C(N-OR}^4)-$ , (r)  $-\text{CH}_2-$ , (s)  $-\text{C(N-NR}^4\text{R}^4)-$ , (t)  $-\text{C(S)NR}^4$ , (u)  $-\text{NR}^4\text{C(S)-}$ , (v)  $-\text{C(S)O}$ ,  
 45 and (w)  $-\text{OC(S)-}$ .

Other embodiments of the foregoing compounds include those where T is:

- 27 -



20

or an N-oxide, pharmaceutically acceptable salt, ester or prodrug thereof,

wherein:

M is selected from the group consisting of:

- 25 (a)  $-C((O)-)$ , (b)  $-CH(-OR^{114})-$ , (c)  $-NR^{114}-CH_2-$ , (d)  $-CH_2-NR^{114}-$ , (e)  $-CH(NR^{114}R^{114})-$ , (f)  $-C(=NNR^{114}R^{114})-$ , (g)  $-NR^{114}-C(O)-$ , (h)  $-C(O)NR^{114}-$ , (i)  $-C(=NR^{114})-$ , and (j)  $-CR^{115}R^{115}-$ , (k)  $-C(=NOR^{127})-$ ;

$R^{100}$  is selected from the group consisting of H and  $C_{1-6}$  alkyl;

$R^{101}$  is selected from the group consisting of:

- 30 (a) H, (b) Cl, (c) F, (d) Br, (e) I, (f)  $-NR^{114}R^{114}$ , (g)  $-NR^{114}C(O)R^{114}$ , (h)  $-OR^{114}$ , (i)  $-OC(O)R^{114}$ , (j)  $-OC(O)OR^{114}$ , (k)  $-OC(O)NR^{114}R^{114}$ , (l)  $-O-C_{1-6}$  alkyl, (m)  $-OC(O)-C_{1-6}$  alkyl, (n)  $-OC(O)O-C_{1-6}$  alkyl, (o)  $-OC(O)NR^{114}-C_{1-6}$  alkyl, (p)  $C_{1-6}$  alkyl, (q)  $C_{1-6}$  alkenyl, (r)  $C_{1-6}$  alkynyl,

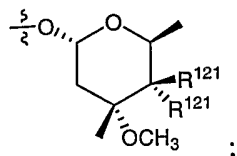
wherein any of (l) – (r) optionally is substituted with one or more

- 35  $R^{115}$  groups;

$R^{102}$  is H;

$R^{103}$  is selected from the group consisting of:

- 40 (a) H, (b)  $-OR^{114}$ , (c)  $-O-C_{1-6}$  alkyl- $R^{115}$ , (d)  $-OC((O)R^{114})-$ , (e)  $-OC(O)-C_{1-6}$  alkyl- $R^{115}$ , (f)  $-OC(O)OR^{114}$ , (g)  $-OC(O)O-C_{1-6}$  alkyl- $R^{115}$ , (h)  $-OC(O)NR^{114}R^{114}$ , (i)  $-OC(O)NR^{114}-C_{1-6}$  alkyl- $R^{115}$ , and (j)



alternatively,  $R^{102}$  and  $R^{103}$  taken together form a carbonyl group;

- 28 -

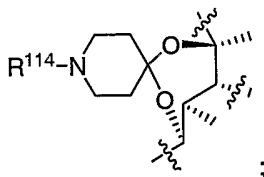
20 alternatively,  $R^{101}$  and  $R^{103}$  taken together are a single bond between the respective carbons to which these two groups are attached thereby creating a double bond between the carbons to which  $R^{100}$  and  $R^{102}$  are attached;

alternatively,  $R^{101}$  and  $R^{103}$  taken together are an epoxide moiety.

$R^{104}$  is selected from the group consisting of:

25 (a) H, (b)  $R^{114}$ , (c)  $-C(O)R^{114}$  (d)  $-C(O)OR^{114}$  (e)  $-C(O)NR^{114}R^{114}$ , (f)  $-C_{1-6}$  alkyl- $K-R^{114}$ , (g)  $-C_{2-6}$  alkenyl- $K-R^{114}$ , and (h)  $-C_{2-6}$  alkynyl- $K-R^{114}$ ;

alternatively  $R^{103}$  and  $R^{104}$ , taken together with the atoms to which they are bonded, form:



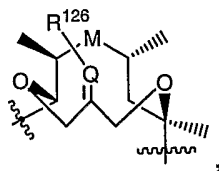
$K$  is selected from the group consisting of:

30 (a)  $-C(O)-$ , (b)  $-C(O)O-$ , (c)  $-C(O)NR^{114}-$ , (d)  $-C(=NR^{114})-$ , (e)  $-C(=NR^{114})O-$ , (f)  $-C(=NR^{114})NR^{114}-$ , (g)  $-OC(O)-$ , (h)  $-OC(O)O-$ , (i)  $-OC(O)NR^{114}-$ , (j)  $-NR^{114}C(O)-$ , (k)  $-NR^{114}C(O)O-$ , (l)  $-NR^{114}C(O)NR^{114}-$ , (m)  $-NR^{114}C(=NR^{114})NR^{114}-$ , and (o)  $-S(O)_p-$ ;

$R^{105}$  is selected from the group consisting of:

35 (a)  $R^{114}$ , (b)  $-OR^{114}$ , (c)  $-NR^{114}R^{114}$ , (d)  $-O-C_{1-6}$  alkyl- $R^{115}$ , (e)  $-C(O)-R^{114}$ , (f)  $-C(O)-C_{1-6}$  alkyl- $R^{115}$ , (g)  $-OC(O)-R^{114}$ , (h)  $-OC(O)-C_{1-6}$  alkyl- $R^{115}$ , (i)  $-OC(O)O-R^{114}$ , (j)  $-OC(O)O-C_{1-6}$  alkyl- $R^{115}$ , (k)  $-OC(O)NR^{114}R^{114}$ , (l)  $-OC(O)NR^{114}-C_{1-6}$  alkyl- $R^{115}$ , (m)  $-C(O)-C_{2-6}$  alkenyl- $R^{115}$ , and (n)  $-C(O)-C_{2-6}$  alkynyl- $R^{115}$ ;

40 alternatively,  $R^{104}$  and  $R^{105}$ , taken together with the atoms to which they are bonded, form:

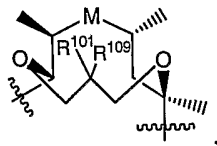


wherein

$Q$  is CH or N, and  $R^{126}$  is  $-OR^{114}$ ,  $-NR^{114}$  or  $R^{114}$ ,

- 29 -

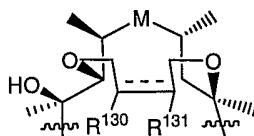
20 alternatively,  $R^{104}$  and  $R^{105}$ , taken together with the atoms to which they are bonded,  
form:



wherein

- 25
- i)  $R^{101}$  is as defined above;
  - ii) alternately,  $R^{101}$  and  $R^{109}$  may be taken together form a carbonyl group;
  - iii) alternately,  $R^{101}$  and  $R^{109}$  may be taken together to form the group  $-O(CR^{116}R^{116})_uO-$ ;

30 alternatively,  $R^{104}$  and  $R^{105}$ , taken together with the atoms to which they are bonded,  
form:



- 35
- i)  $R^{130}$  is  $-OH$ ,  $=C(O)$ , or  $R^{114}$ ,
  - ii)  $R^{131}$  is  $-OH$ ,  $=C(O)$ , or  $R^{114}$ ,
  - iii) alternately,  $R^{130}$  and  $R^{131}$  together with the carbons to which they are attached form a 3-7 membered saturated, unsaturated or aromatic carbocyclic or heterocyclic ring which can optionally be substituted with one or more  $R^{114}$  groups;

$R^{106}$  is selected from the group consisting of:

- 40
- (a)  $-OR^{114}$ , (b)  $-C_{1-6}$  alkoxy- $R^{115}$ , (c)  $-C(O)R^{114}$ , (d)  $-OC(O)R^{114}$ , (e)  $-OC(O)OR^{114}$ , (f)  $-OC(O)NR^{114}R^{114}$ , and (g)  $-NR^{114}R^{114}$ ,

alternatively,  $R^{105}$  and  $R^{106}$  taken together with the atoms to which they are attached form a 5-membered ring by attachment to each other through a chemical moiety selected from the group consisting of:

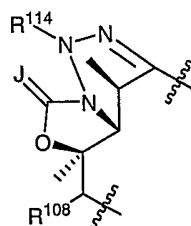
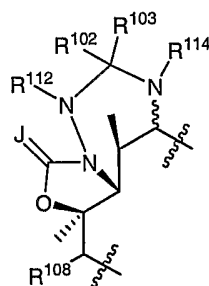
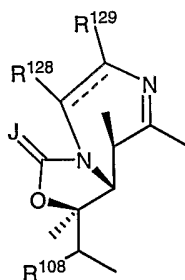
- 45
- (a)  $-OC(R^{115})_2O-$ , (b)  $-OC(O)O-$ , (c)  $-OC(O)NR^{114}-$ , (d)  $-NR^{114}C(O)O-$ , (e)  $-OC(O)NOR^{114}-$ , (f)  $-NOR^{114}-C(O)O-$ , (g)  $-OC(O)NNR^{114}R^{114}-$ ,

- 30 -

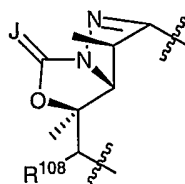
20 (h)  $-\text{NNR}^{114}\text{R}^{114}-\text{C}(\text{O})\text{O}-$ , (i)  $-\text{OC}(\text{O})\text{C}(\text{R}^{115})_2-$ , (j)  $-\text{C}(\text{R}^{115})_2\text{C}(\text{O})\text{O}-$ , (k)  $-\text{OC}(\text{S})\text{O}-$ , (l)  $-\text{OC}(\text{S})\text{NR}^{114}-$ , (m)  $-\text{NR}^{114}\text{C}(\text{S})\text{O}-$ , (n)  $-\text{OC}(\text{S})\text{NOR}^{114}-$ , (o)  $-\text{NOR}^{114}-\text{C}(\text{S})\text{O}-$ , (p)  $-\text{OC}(\text{S})\text{NNR}^{114}\text{R}^{114}-$ , (q)  $-\text{NNR}^{114}\text{R}^{114}-\text{C}(\text{S})\text{O}-$ , (r)  $-\text{OC}(\text{S})\text{C}(\text{R}^{115})_2-$ , and (s)  $-\text{C}(\text{R}^{115})_2\text{C}(\text{S})\text{O}-$ ;

alternatively, M,  $\text{R}^{105}$ , and  $\text{R}^{106}$  taken together with the atoms to which they are attached form:

25



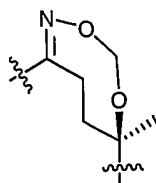
30



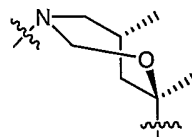
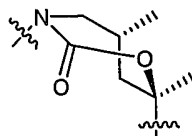
wherein J is selected from the group consisting of O, S and  $\text{NR}^{114}$ ;

alternatively, M and  $\text{R}^{104}$  taken together with the atoms to which they are attached form:

- 31 -



20



25

$R^{107}$  is selected from the group consisting of

(a) H, (b)  $-C_{1-4}$  alkyl, (c)  $-C_{2-4}$  alkenyl, which can be further substituted with  $C_{1-12}$  alkyl or one or more halogens, (d)  $-C_{2-4}$  alkynyl, which can be further substituted with  $C_{1-12}$  alkyl or one or more halogens, (e) aryl or heteroaryl, which can be further substituted with  $C_{1-12}$  alkyl or one or more halogens, (f)  $-C(O)H$ , (g)  $-COOH$ , (h)  $-CN$ , (i)  $-COOR^{114}$ , (j)  $-C(O)NR^{114}R^{114}$ , (k)  $-C(O)R^{114}$ , and (l)  $-C(O)SR^{114}$ , wherein (b) is further substituted with one or more substituents selected from the group consisting of (aa)  $-OR^{114}$ , (bb) halogen, (cc)  $-SR^{114}$ , (dd)  $C_{1-12}$  alkyl, which can be further substituted with halogen, hydroxyl,  $C_{1-6}$  alkoxy, or amino, (ee)  $-OR^{114}$ , (ff)  $-SR^{114}$ , (gg)  $-NR^{114}R^{114}$ , (hh)  $-CN$ , (ii)  $-NO_2$ , (jj)  $-NC(O)R^{114}$ , (kk)  $-COOR^{114}$ , (ll)  $-N_3$ , (mm)  $=N-O-R^{114}$ , (nn)  $=NR^{114}$ , (oo)  $=N-NR^{114}R^{114}$ , (pp)  $=N-NH-C(O)R^{114}$ , and (qq)  $=N-NH-C(O)NR^{114}R^{114}$ ;

30

35

alternatively  $R^{106}$  and  $R^{107}$  are taken together with the atom to which they are attached to form an epoxide, a carbonyl, an olefin, or a substituted olefin, or a  $C_3-C_7$  carbocyclic, carbonate, or carbamate, wherein the nitrogen of said carbamate can be further substituted with a  $C_1-C_6$  alkyl;

40

$R^{108}$  is selected from the group consisting of:

(a)  $C_{1-6}$  alkyl, (b)  $C_{2-6}$  alkenyl, and (c)  $C_{2-6}$  alkynyl,

- 32 -

20 wherein any of (a)–(c) optionally is substituted with one or more  $R^{114}$  groups;

$R^{111}$  is selected from the group consisting of H and  $-C(O)R^{114}$ ;

$R^{112}$  is selected from the group consisting of H, OH, and  $OR^{114}$ ;

$R^{113}$  is selected from the group consisting of:

25 (a) H, (b)  $R^{114}$ , (c)  $-C_{1-6}$  alkyl- $K-R^{114}$ , (d)  $-C_{2-6}$  alkenyl- $K-R^{114}$ , and  
(e)  $-C_{2-6}$  alkynyl- $K-R^{114}$ ,

wherein any of (c)–(e) optionally is substituted with one or more  $R^{115}$  groups;

$R^{114}$ , at each occurrence, independently is selected from the group consisting of:

30 (a) H, (b)  $C_{1-6}$  alkyl, (c)  $C_{2-6}$  alkenyl, (d)  $C_{2-6}$  alkynyl, (e)  $C_{6-10}$  saturated, unsaturated, or aromatic carbocycle, (f) 3-12 membered saturated, unsaturated, or aromatic heterocycle containing one or more heteroatoms selected from the group consisting of nitrogen, oxygen, and sulfur, (g)  $-C(O)-C_{1-6}$  alkyl, (h)  $-C(O)-C_{2-6}$  alkenyl, (i)  $-C(O)-C_{2-6}$  alkynyl, (j)  $-C(O)-C_{6-10}$  saturated, unsaturated, or aromatic carbocycle, (k)  $-C(O)-3-12$  membered saturated, unsaturated, or aromatic heterocycle containing one or more heteroatoms selected from the group consisting of nitrogen, oxygen, and sulfur, (l)  $-C(O)O-C_{1-6}$  alkyl, (m)  $-C(O)O-C_{2-6}$  alkenyl, (n)  $-C(O)O-C_{2-6}$  alkynyl, (o)  $-C(O)O-C_{6-10}$  saturated, unsaturated, or aromatic carbocycle, (p)  $-C(O)O-3-12$  membered saturated, unsaturated, or aromatic heterocycle containing one or more heteroatoms selected from the group consisting of nitrogen, oxygen, and sulfur, and (q)  $-C(O)NR^{116}R^{116}$ ,

wherein any of (b)–(p) optionally is substituted with one or more  $R^{115}$  groups, wherein one or more non-terminal carbon moieties of any of (b)–(d) optionally is replaced with oxygen,  $S(O)_p$ , or  $-NR^{116}$ ,

45 alternatively,  $NR^{114}R^{114}$  forms a 3-7 membered saturated, unsaturated or aromatic ring including the nitrogen atom to which the  $R^{114}$  groups are bonded and optionally one or more moieties selected from the group consisting of O,  $S(O)_p$ , N, and  $NR^{118}$ ;

$R^{115}$  is selected from the group consisting of:

50 (a)  $R^{117}$ , (b)  $C_{1-8}$  alkyl, (c)  $C_{2-8}$  alkenyl, (d)  $C_{2-8}$  alkynyl, (e)  $C_{3-12}$  saturated, unsaturated, or aromatic carbocycle, (f) 3-12 membered saturated, unsaturated, or

- 33 -

20 aromatic heterocycle containing one or more heteroatoms selected from the group consisting of nitrogen, oxygen, and sulfur,

wherein any of (b)–(f) optionally is substituted with one or more  $R^{117}$  groups;

$R^{116}$ , at each occurrence, independently is selected from the group consisting of:

25 (a) H, (b)  $C_{1-6}$  alkyl, (c)  $C_{2-6}$  alkenyl, (d)  $C_{2-6}$  alkynyl, (e)  $C_{3-10}$  saturated, unsaturated, or aromatic carbocycle, and (f) 3-10 membered saturated, unsaturated, or aromatic heterocycle containing one or more heteroatoms selected from the group consisting of nitrogen, oxygen, and sulfur,

30 wherein one or more non-terminal carbon moieties of any of (b)–(d) optionally is replaced with oxygen,  $S(O)_p$ , or  $-NR^{114}$ , wherein any of (b)–(f) optionally is substituted with one or more moieties selected from the group consisting of:

(aa) carbonyl, (bb) formyl, (cc) F, (dd) Cl, (ee) Br, (ff) I, (gg) CN, (hh)  $N_3$ , (ii)  $NO_2$ , (jj)  $OR^{118}$ , (kk)  $-S(O)_pR^{118}$ , (ll)  $-C(O)R^{118}$ , (mm)  $-C(O)OR^{118}$ , (nn)  $-OC(O)R^{118}$ , (oo)  $-C(O)NR^{118}R^{118}$ , (pp)  $-OC(O)NR^{118}R^{118}$ , (qq)  $-C(=NR^{118})R^{118}$ , (rr)  $-C(R^{118})(R^{118})OR^{118}$ , (ss)  $-C(R^{118})_2OC(O)R^{118}$ , (tt)  $-C(R^{118})(OR^{118})(CH_2)_nNR^{118}R^{118}$ , (uu)  $-NR^{118}R^{118}$ , (vv)  $-NR^{118}OR^{118}$ , (ww)  $-NR^{118}C(O)R^{118}$ , (xx)  $-NR^{118}C(O)OR^{118}$ , (yy)  $-NR^{118}C(O)NR^{118}R^{118}$ , (zz)  $-NR^{118}S(O)_pR^{118}$ , (ab)  $-C(OR^{118})(OR^{118})R^{118}$ , (ac)  $-C(R^{118})_2NR^{118}R^{118}$ , (ad)  $=NR^{118}$ , (ae)  $-C(S)NR^{118}R^{118}$ , (af)  $-NR^{118}C(S)R^{118}$ , (ag)  $-OC(S)NR^{118}R^{118}$ , (ah)  $-NR^{118}C(S)OR^{118}$ , (ai)  $-NR^{118}C(S)NR^{118}R^{118}$ , (aj)  $-SC(O)R^{118}$ , (ak)  $C_{1-8}$  alkyl, (al)  $C_{2-8}$  alkenyl, (am)  $C_{2-8}$  alkynyl, (an)  $C_{1-8}$  alkoxy, (ao)  $C_{1-8}$  alkylthio, (ap)  $C_{1-8}$  acyl, (aq) saturated, unsaturated, or aromatic  $C_{3-10}$  carbocycle, and (ar) saturated, unsaturated, or aromatic 3-10 membered heterocycle containing one or more heteroatoms selected from the group consisting of nitrogen, oxygen, and sulfur,

alternatively,  $NR^{116}R^{116}$  forms a 3-10 membered saturated, unsaturated or aromatic ring including the nitrogen atom to which the  $R^{116}$  groups are attached and optionally one or more moieties selected from the group consisting of O,  $S(O)_p$ , N, and  $NR^{118}$ ;

50

20 alternatively,  $\text{CR}^{116}\text{R}^{116}$  forms a carbonyl group;  
 $\text{R}^{117}$ , at each occurrence, is selected from the group consisting of:

(a) H, (b) =O, (c) F, (d) Cl, (e) Br, (f) I, (g)  $(\text{CR}^{116}\text{R}^{116})_r\text{CF}_3$ , (h)  $(\text{CR}^{116}\text{R}^{116})_r\text{CN}$ ,  
 (i)  $(\text{CR}^{116}\text{R}^{116})_r\text{NO}_2$ , (j)  $(\text{CR}^{116}\text{R}^{116})_r\text{NR}^{116}(\text{CR}^{116}\text{R}^{116})_t\text{R}^{119}$ , (k)  $(\text{CR}^{116}\text{R}^{116})_r\text{OR}^{119}$ ,  
 (l)  $(\text{CR}^{116}\text{R}^{116})_r\text{S}(\text{O})_p(\text{CR}^{116}\text{R}^{116})_t\text{R}^{119}$ , (m)  $(\text{CR}^{116}\text{R}^{116})_r\text{C}(\text{O})(\text{CR}^{116}\text{R}^{116})_t\text{R}^{119}$ ,  
 25 (n)  $(\text{CR}^{116}\text{R}^{116})_r\text{OC}(\text{O})(\text{CR}^{116}\text{R}^{116})_t\text{R}^{119}$ , (o)  $(\text{CR}^{116}\text{R}^{116})_r\text{SC}(\text{O})(\text{CR}^{116}\text{R}^{116})_t\text{R}^{119}$ ,  
 (p)  $(\text{CR}^{116}\text{R}^{116})_r\text{C}(\text{O})\text{O}(\text{CR}^{116}\text{R}^{116})_t\text{R}^{119}$ , (q)  $(\text{CR}^{116}\text{R}^{116})_r\text{NR}^{116}\text{C}(\text{O})(\text{CR}^{116}\text{R}^{116})_t\text{R}^{119}$ , (r)  
 $(\text{CR}^{116}\text{R}^{116})_r\text{C}(\text{O})\text{NR}^{116}(\text{CR}^{116}\text{R}^{116})_t\text{R}^{119}$ , (s)  
 $(\text{CR}^{116}\text{R}^{116})_r\text{C}(=\text{NR}^{116})(\text{CR}^{116}\text{R}^{116})_t\text{R}^{119}$ ,  
 (t)  $(\text{CR}^{116}\text{R}^{116})_r\text{C}(=\text{NNR}^{116})(\text{CR}^{116}\text{R}^{116})_t\text{R}^{119}$ ,  
 30 (u)  $(\text{CR}^{116}\text{R}^{116})_r\text{C}(=\text{NNR}^{116}\text{C}(\text{O})\text{R}^{116})(\text{CR}^{116}\text{R}^{116})_t\text{R}^{119}$ ,  
 (v)  $(\text{CR}^{116}\text{R}^{116})_r\text{C}(=\text{NOR}^{119})(\text{CR}^{116}\text{R}^{116})_t\text{R}^{119}$ ,  
 (w)  $(\text{CR}^{116}\text{R}^{116})_r\text{NR}^{116}\text{C}(\text{O})\text{O}(\text{CR}^{116}\text{R}^{116})_t\text{R}^{119}$ ,  
 (x)  $(\text{CR}^{116}\text{R}^{116})_r\text{OC}(\text{O})\text{NR}^{116}(\text{CR}^{116}\text{R}^{116})_t\text{R}^{119}$ ,  
 (y)  $(\text{CR}^{116}\text{R}^{116})_r\text{NR}^{116}\text{C}(\text{O})\text{NR}^{116}(\text{CR}^{116}\text{R}^{116})_t\text{R}^{119}$ ,  
 35 (z)  $(\text{CR}^{116}\text{R}^{116})_r\text{NR}^{116}\text{S}(\text{O})_p(\text{CR}^{116}\text{R}^{116})_t\text{R}^{119}$ ,  
 (aa)  $(\text{CR}^{116}\text{R}^{116})_r\text{S}(\text{O})_p\text{NR}^{116}(\text{CR}^{116}\text{R}^{116})_t\text{R}^{119}$ ,  
 (bb)  $(\text{CR}^{116}\text{R}^{116})_r\text{NR}^{116}\text{S}(\text{O})_p\text{NR}^{116}(\text{CR}^{116}\text{R}^{116})_t\text{R}^{119}$ , (cc)  $(\text{CR}^{116}\text{R}^{116})_r\text{NR}^{116}\text{R}^{116}$ ,  
 (dd)  $\text{C}_{1-6}$  alkyl, (ee)  $\text{C}_{2-6}$  alkenyl, (ff)  $\text{C}_{2-6}$  alkynyl, (gg)  $(\text{CR}^{116}\text{R}^{116})_r\text{-C}_{3-10}$   
 saturated, unsaturated, or aromatic carbocycle, and (hh)  $(\text{CR}^{116}\text{R}^{116})_r\text{-3-10}$   
 40 membered saturated, unsaturated, or aromatic heterocycle containing one or more  
 heteroatoms selected from the group consisting of nitrogen, oxygen, and sulfur,  
 wherein any of (dd)–(hh) optionally is substituted with one or more  $\text{R}^{119}$   
 groups;

alternatively, two  $\text{R}^{117}$  groups may form  $-\text{O}(\text{CH}_2)_u\text{O}-$ ;

45  $\text{R}^{118}$  is selected from the group consisting of:

(a) H, (b)  $\text{C}_{1-6}$  alkyl, (c)  $\text{C}_{2-6}$  alkenyl, (d)  $\text{C}_{2-6}$  alkynyl, (e)  $\text{C}_{3-10}$  saturated,  
 unsaturated, or aromatic carbocycle, (f) 3-10 membered saturated, unsaturated, or  
 aromatic heterocycle containing one or more heteroatoms selected from the group  
 consisting of nitrogen, oxygen, and sulfur, (g)  $-\text{C}(\text{O})-\text{C}_{1-6}$  alkyl, (h)  $-\text{C}(\text{O})-$   
 50  $\text{C}_{1-6}$  alkenyl, (g)  $-\text{C}(\text{O})-\text{C}_{1-6}$  alkynyl, (i)  $-\text{C}(\text{O})-\text{C}_{3-10}$  saturated, unsaturated, or  
 aromatic carbocycle, and (j)  $-\text{C}(\text{O})-\text{3-10}$  membered saturated, unsaturated, or

20 aromatic heterocycle containing one or more heteroatoms selected from the group consisting of nitrogen, oxygen, and sulfur,

wherein any of (b)–(j) optionally is substituted with one or more moieties selected from the group consisting of : (aa) H, (bb) F, (cc) Cl, (dd) Br, (ee) I, (ff) CN, (gg) NO<sub>2</sub>, (hh) OH, (ii) NH<sub>2</sub>, (jj) NH(C<sub>1-6</sub> alky(l), (kk) N(C<sub>1-6</sub> alky(l))<sub>2</sub>, (ll) C<sub>1-6</sub> alkoxy, (mm) aryl, (nn) substituted aryl, (oo) heteroaryl, (pp) substituted heteroaryl, and (qq) C<sub>1-6</sub> alkyl, optionally substituted with one or more moieties selected from the group consisting of aryl, substituted aryl, heteroaryl, substituted heteroaryl, F, Cl, Br, I, CN, NO<sub>2</sub>, and OH;

30 R<sup>119</sup>, at each occurrence, independently is selected from the group consisting of:

(a) R<sup>120</sup>, (b) C<sub>1-6</sub> alkyl, (c) C<sub>2-6</sub> alkenyl, (d) C<sub>2-6</sub> alkynyl, (e) C<sub>3-10</sub> saturated, unsaturated, or aromatic carbocycle, and (f) 3-10 membered saturated, unsaturated, or aromatic heterocycle containing one or more heteroatoms selected from the group consisting of nitrogen, oxygen, and sulfur,

35 wherein any of (b)–(f) optionally is substituted with one or more R<sup>119</sup> groups;

R<sup>120</sup>, at each occurrence, independently is selected from the group consisting of:

(a) H, (b) =O, (c) F, (d) Cl, (e) Br, (f) I, (g) (CR<sup>116</sup>R<sup>116</sup>)<sub>r</sub>CF<sub>3</sub>, (h) (CR<sup>116</sup>R<sup>116</sup>)<sub>r</sub>CN, (i) (CR<sup>116</sup>R<sup>116</sup>)<sub>r</sub>NO<sub>2</sub>, (j) (CR<sup>116</sup>R<sup>116</sup>)<sub>r</sub>NR<sup>116</sup>R<sup>116</sup>, (k) (CR<sup>116</sup>R<sup>116</sup>)<sub>r</sub>OR<sup>114</sup>, (l) (CR<sup>116</sup>R<sup>116</sup>)<sub>r</sub>S(O)<sub>p</sub>R<sup>116</sup>, (m) (CR<sup>116</sup>R<sup>116</sup>)<sub>r</sub>C(O)R<sup>116</sup>, (n) (CR<sup>116</sup>R<sup>116</sup>)<sub>r</sub>C(O)OR<sup>116</sup>, (o) (CR<sup>116</sup>R<sup>116</sup>)<sub>r</sub>OC(O)R<sup>116</sup>, (p) (CR<sup>116</sup>R<sup>116</sup>)<sub>r</sub>NR<sup>116</sup>C(O)R<sup>116</sup>, (q) (CR<sup>116</sup>R<sup>116</sup>)<sub>r</sub>C(O)NR<sup>116</sup>R<sup>116</sup>, (r) (CR<sup>116</sup>R<sup>116</sup>)<sub>r</sub>C(=NR<sup>116</sup>)R<sup>116</sup>, (s) (CR<sup>116</sup>R<sup>116</sup>)<sub>r</sub>NR<sup>116</sup>C(O)NR<sup>116</sup>R<sup>116</sup>, (t) (CR<sup>116</sup>R<sup>116</sup>)<sub>r</sub>NR<sup>116</sup>S(O)<sub>p</sub>R<sup>116</sup>, (u) (CR<sup>116</sup>R<sup>116</sup>)<sub>r</sub>S(O)<sub>p</sub>NR<sup>116</sup>R<sup>116</sup>, (v) (CR<sup>116</sup>R<sup>116</sup>)<sub>r</sub>NR<sup>116</sup>S(O)<sub>p</sub>NR<sup>116</sup>R<sup>116</sup>, (w) C<sub>1-6</sub> alkyl, (x) C<sub>2-6</sub> alkenyl, (y) C<sub>2-6</sub> alkynyl, (z) (CR<sup>116</sup>R<sup>116</sup>)<sub>r</sub>-C<sub>3-10</sub> saturated, unsaturated, or aromatic carbocycle, and (aa) (CR<sup>116</sup>R<sup>116</sup>)<sub>r</sub>-3-10 membered saturated, unsaturated, or aromatic heterocycle containing one or more heteroatoms selected from the group consisting of nitrogen, oxygen, and sulfur, wherein any of (w)–(aa) optionally is substituted with one or more moieties selected from the group consisting of R<sup>116</sup>, F, Cl, Br, I, CN, NO<sub>2</sub>,

50

- 36 -

20  $-OR^{116}$ ,  $-NH_2$ ,  $-NH(C_{1-6} \text{ alkyl})$ ,  $-N(C_{1-6} \text{ alkyl})_2$ ,  $C_{1-6}$  alkoxy,  
 $C_{1-6}$  alkylthio, and  $C_{1-6}$  acyl;

$R^{121}$ , at each occurrence, independently is selected from the group consisting of:

(a) H, (b)  $-OR^{118}$ , (c)  $-O-C_{1-6} \text{ alkyl-OC(O)R}^{118}$ , (d)  $-O-C_{1-6} \text{ alkyl-OC(O)OR}^{118}$ ,  
 (e)  $-O-C_{1-6} \text{ alkyl-OC(O)NR}^{118}R^{118}$ , (f)  $-O-C_{1-6} \text{ alkyl-C(O)NR}^{118}R^{118}$ , (g)  $-O-$   
 25  $C_{1-6} \text{ alkyl-NR}^{118}C(O)R^{118}$ , (h)  $-O-C_{1-6} \text{ alkyl-NR}^{118}C(O)OR^{118}$ , (i)  $-O-C_{1-6} \text{ alkyl-}$   
 $NR^{118}C(O)NR^{118}R^{118}$ , (j)  $-O-C_{1-6} \text{ alkyl-NR}^{118}C(=N(H)NR^{118}R^{118})$ , (k)  $-O-$   
 $C_{1-6} \text{ alkyl-S(O)}_pR^{118}$ , (l)  $-O-C_{2-6} \text{ alkenyl-OC(O)R}^{118}$ , (m)  $-O-C_{2-6} \text{ alkenyl-}$   
 $OC(O)OR^{118}$ , (n)  $-O-C_{2-6} \text{ alkenyl-OC(O)NR}^{118}R^{118}$ , (o)  $-O-C_{2-6} \text{ alkenyl-}$   
 $C(O)NR^{118}R^{118}$ , (p)  $-O-C_{2-6} \text{ alkenyl-NR}^{118}C(O)R^{118}$ , (q)  $-O-C_{2-6} \text{ alkenyl-}$   
 30  $NR^{118}C(O)OR^{118}$ , (r)  $-O-C_{2-6} \text{ alkenyl-NR}^{118}C(O)NR^{118}R^{118}$ , (s)  $-O-C_{2-6} \text{ alkenyl-}$   
 $NR^{118}C(=N(H)NR^{118}R^{118})$ , (t)  $-O-C_{2-6} \text{ alkenyl-S(O)}_pR^{118}$ ,  
 (u)  $-O-C_{2-6} \text{ alkynyl-OC(O)R}^{118}$ , (v)  $-O-C_{2-6} \text{ alkynyl-OC(O)OR}^{118}$ ,  
 (w)  $-O-C_{2-6} \text{ alkynyl-OC(O)NR}^{118}R^{118}$ , (x)  $-O-C_{2-6} \text{ alkynyl-C(O)NR}^{118}R^{118}$ , (y)  $-$   
 $O-C_{2-6} \text{ alkynyl-NR}^{118}C(O)R^{118}$ , (z)  $-O-C_{2-6} \text{ alkynyl-NR}^{118}C(O)OR^{118}$ , (aa)  $-O-$   
 35  $C_{2-6} \text{ alkynyl-NR}^{118}C(O)NR^{118}R^{118}$ ,  
 (bb)  $-O-C_{2-6} \text{ alkynyl-NR}^{118}C(=N(H)NR^{118}R^{118})$ , (cc)  $-O-C_{2-6} \text{ alkynyl-S(O)}_pR^{118}$ ;  
 and (dd)  $-NR^{118}R^{118}$ ;

alternatively, two  $R^{121}$  groups taken together form  $=O$ ,  $=NOR^{118}$ , or  $=NNR^{118}R^{118}$ ;

$R^{122}$  is  $R^{115}$ ;

40  $R^{123}$  is selected from the group consisting of:

(a)  $R^{116}$ , (b) F, (c) Cl, (d) Br, (e) I, (f) CN, (g)  $NO_2$ , and (h)  $-OR^{114}$ ;

alternatively,  $R^{122}$  and  $R^{123}$  taken together are  $-O(CH_2)_uO-$ ;

$R^{124}$ , at each occurrence, independently is selected from the group consisting of:

(a) H, (b) F, (c) Cl, (d) Br, (e) I, (f) CN, (g)  $-OR^{114}$ , (h)  $-NO_2$ , (i)  $-NR^{114}R^{114}$ , (j)  
 45  $C_{1-6}$  alkyl, (k)  $C_{1-6}$  acyl, and (l)  $C_{1-6}$  alkoxy;

$R^{125}$  is selected from the group consisting of:

(a)  $C_{1-6}$  alkyl, (b)  $C_{2-6}$  alkenyl, (c)  $C_{2-6}$  alkynyl, (d)  $C_{1-6}$  acyl, (e)  $C_{1-6}$  alkoxy,  
 (f)  $C_{1-6}$  alkylthio, (g) saturated, unsaturated, or aromatic  $C_{5-10}$  carbocycle,  
 (h) saturated, unsaturated, or aromatic 5-10 membered heterocycle containing one  
 50 or more heteroatoms selected from the group consisting of nitrogen, oxygen, and  
 sulfur, (i)  $-O-C_{1-6}$  alkyl-saturated, unsaturated, or aromatic 5-10 membered

- 37 -

20 heterocycle containing one or more heteroatoms selected from the group  
 consisting of nitrogen, oxygen, and sulfur, (j)  $-NR^{114}-C_{1-6}$  alkyl-saturated,  
 unsaturated, or aromatic 5-10 membered heterocycle containing one or more  
 heteroatoms selected from the group consisting of nitrogen, oxygen, and sulfur,  
 (k) saturated, unsaturated, or aromatic 10-membered bicyclic ring system  
 25 optionally containing one or more heteroatoms selected from the group consisting  
 of nitrogen, oxygen, and sulfur, (l) saturated, unsaturated, or aromatic 13-  
 membered tricyclic ring system optionally containing one or more heteroatoms  
 selected from the group consisting of nitrogen, oxygen, and sulfur, (m)  $-OR^{114}$ ,  
 (n)  $-NR^{114}R^{114}$ , (o)  $-S(O)_pR^{114}$ , and (p)  $-R^{124}$ ,

30 wherein any of (a)-(l) optionally is substituted with one or more  $R^{115}$   
 groups;

alternatively,  $R^{125}$  and one  $R^{124}$  group, taken together with the atoms to which they are  
 bonded, form a 5-7 membered saturated or unsaturated carbocycle, optionally substituted with  
 one or more  $R^{115}$  groups; or a 5-7 membered saturated or unsaturated heterocycle containing one  
 35 or more atoms selected from the group consisting of nitrogen, oxygen, and sulfur, and optionally  
 substituted with one or more  $R^{115}$  groups;

$R^{126}$  at each occurrence, independently is selected from the group consisting of:

(a) hydrogen, (b) an electron-withdrawing group, (c) aryl, (d) substituted aryl,  
 (e) heteroaryl, (f) substituted heteroaryl, and (g)  $C_{1-6}$  alkyl, optionally substituted  
 40 with one or more  $R^{115}$  groups;

alternatively, any  $R^{126}$  and any  $R^{123}$ , taken together with the atoms to which they are  
 bonded, form a 5-7 membered saturated or unsaturated carbocycle, optionally substituted with  
 one or more  $R^{115}$  groups; or a 5-7 membered saturated or unsaturated heterocycle containing one  
 or more atoms selected from the group consisting of nitrogen, oxygen, and sulfur, and optionally  
 45 substituted with one or more  $R^{115}$  groups;

$R^{109}$  is H or F;

$R^{127}$  is  $R^{114}$ , a monosaccharide or disaccharide (including amino sugars and halo sugar(s),  
 $-(CH_2)_n-(O-CH_2CH_2-)_m-O(CH_2)_pCH_3$  or  $-(CH_2)_n-(O-CH_2CH_2-)_m-OH$

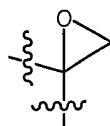
$R^{128}$  is  $R^{114}$

50  $R^{129}$  is  $R^{114}$

$R^{110}$  is  $R^{114}$

- 38 -

20 Alternatively,  $R^{109}$  and  $R^{110}$  taken together with the carbons to which they are attached form:

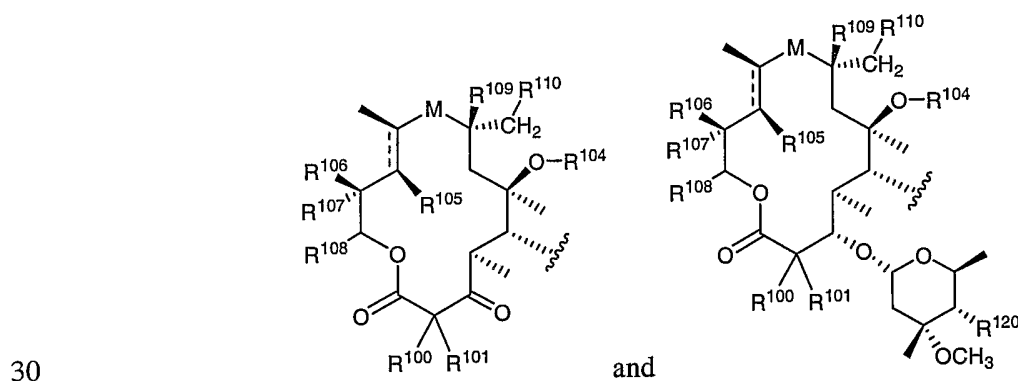


25 Alternately,  $R^{128}$  and  $R^{129}$  together with the carbons to which they are attached form a 3-6 membered saturated, unsaturated or aromatic carbocyclic or heterocyclic ring which may optionally be substituted with one or more  $R^{114}$  groups;

m, at each occurrence is 0, 1, 2, 3, 4, or 5;

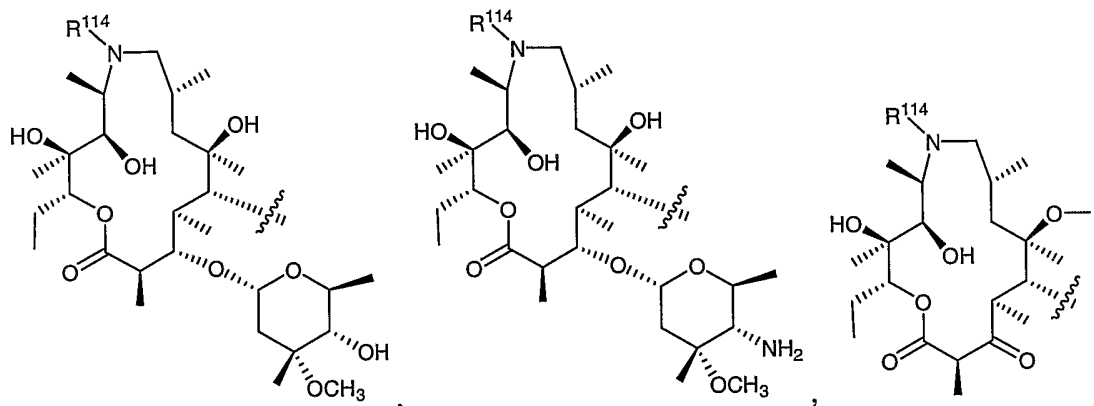
n, at each occurrence is 1, 2, or 3.

Other embodiments of the foregoing compounds include those where T is a macrolide selected from the group consisting of:

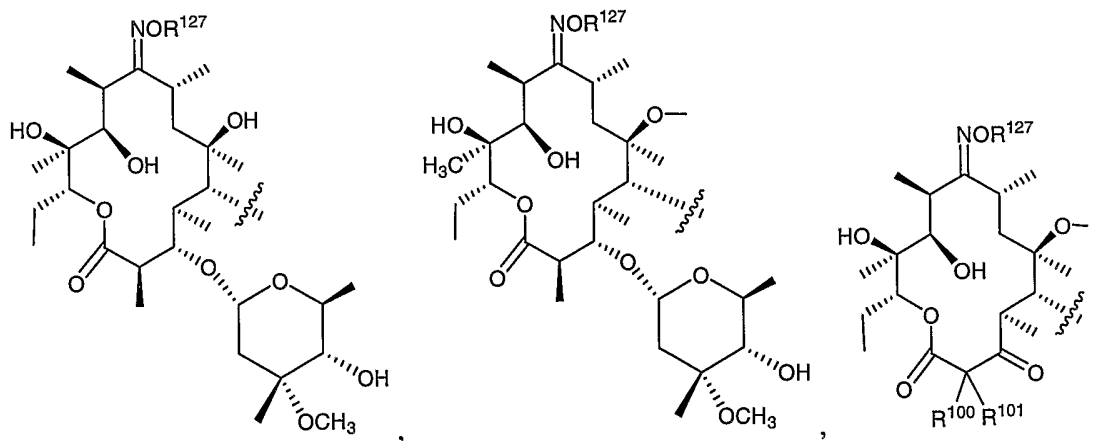
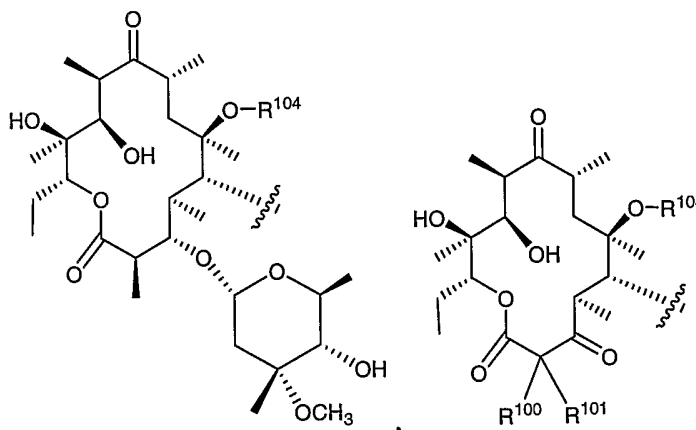


or an N-oxide pharmaceutically acceptable salt, ester, or prodrug thereof, wherein M,  $R^{100}$ ,  $R^{101}$ ,  $R^{104}$ ,  $R^{105}$ ,  $R^{106}$ ,  $R^{107}$ ,  $R^{108}$ ,  $R^{109}$ ,  $R^{110}$ , and  $R^{120}$  are as defined hereinabove.

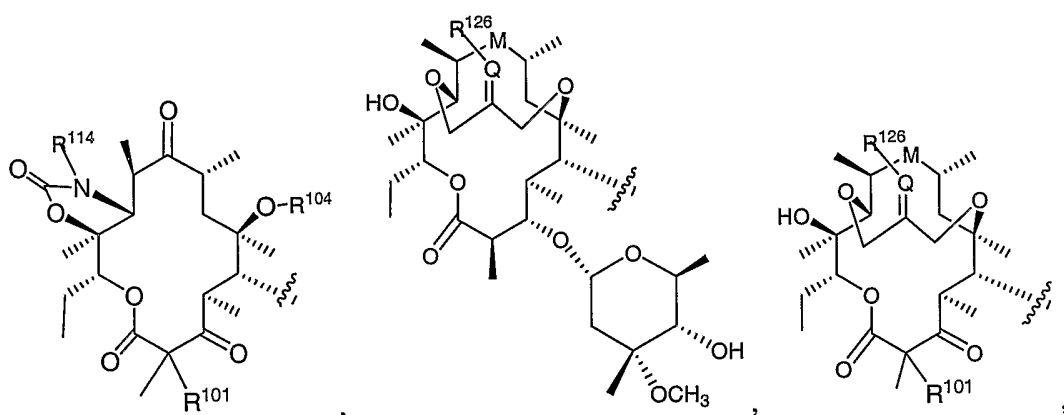
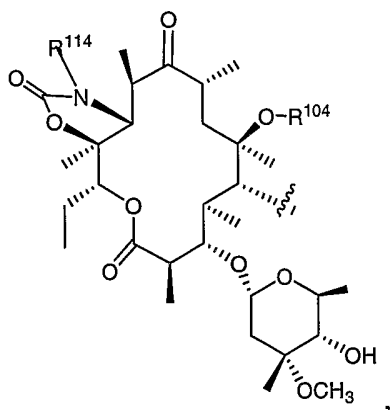
Other embodiments of the foregoing compounds include those where T is a macrolide selected from the group consisting of:



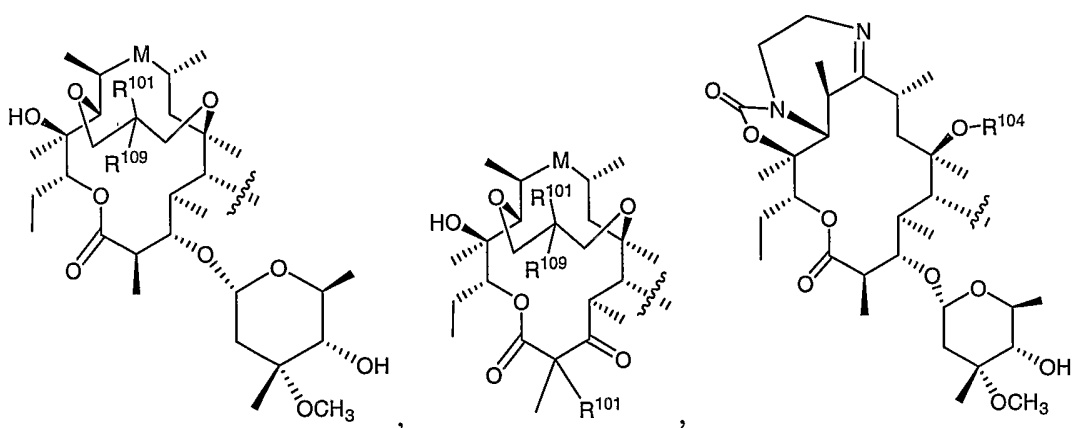
20



20



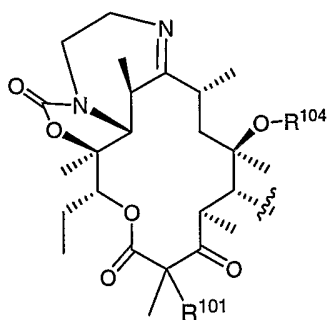
25



- 41 -

20

and

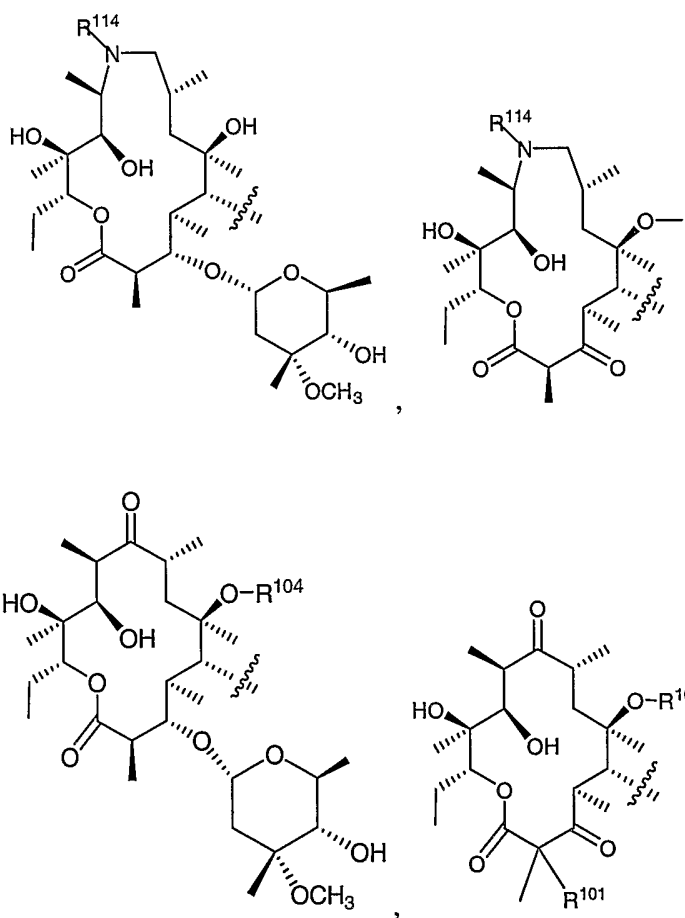


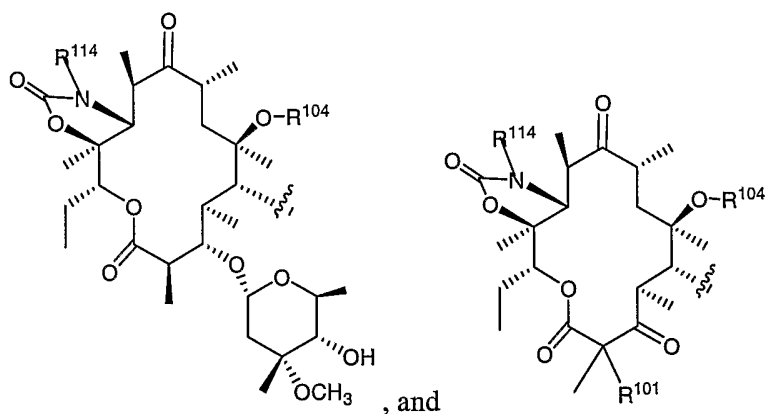
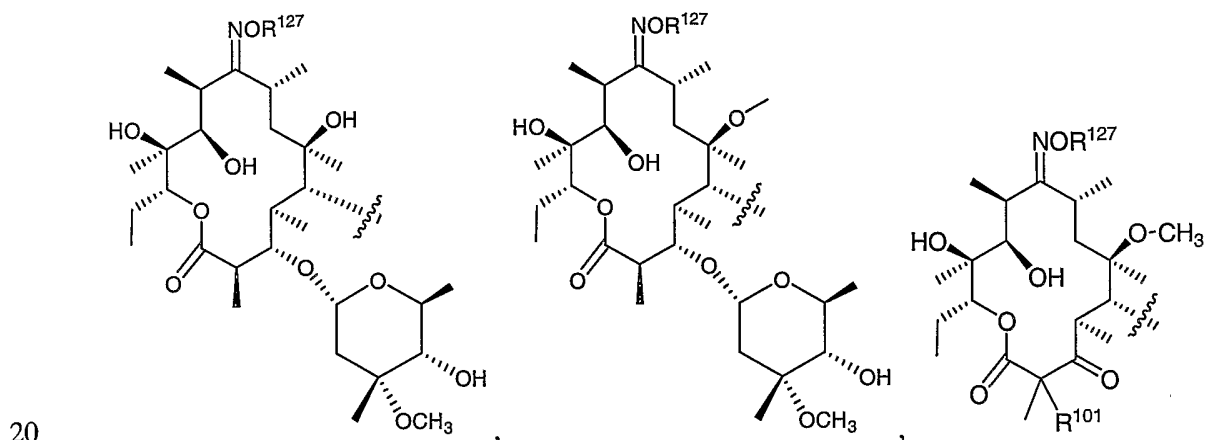
;

or an *N*-oxide pharmaceutically acceptable salt, ester, or prodrug thereof, wherein M, R<sup>100</sup>, R<sup>101</sup>, R<sup>102</sup>, R<sup>104</sup>, R<sup>109</sup>, R<sup>114</sup>, R<sup>126</sup> and R<sup>127</sup> are as defined hereinabove.

25

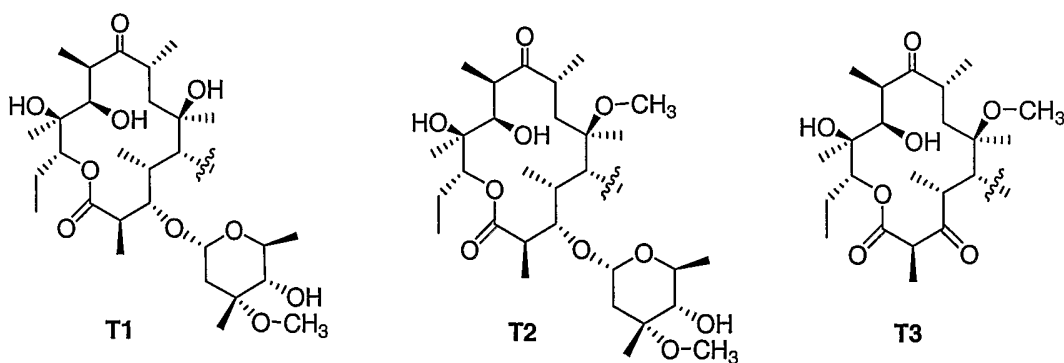
Other embodiments of the foregoing compounds include those where T is a macrolide selected from the group consisting of:



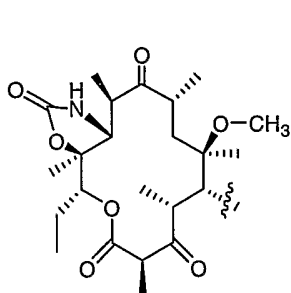


25 or an *N*-oxide pharmaceutically acceptable salt, ester, or prodrug thereof, wherein M, R<sup>1</sup>, R<sup>2</sup>, R<sup>104</sup>, R<sup>114</sup>, R<sup>109</sup> and R<sup>127</sup> are as defined hereinabove.

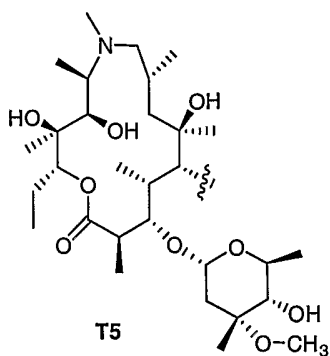
Other embodiments of the foregoing compounds include those where T is a macrolide selected from the group consisting of T1 through T33:



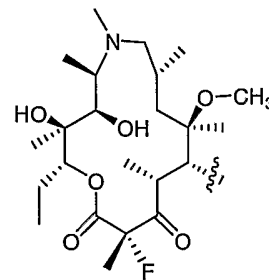
20



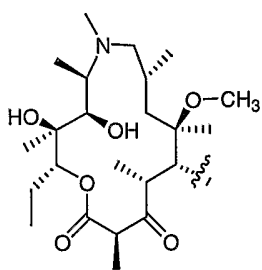
T4



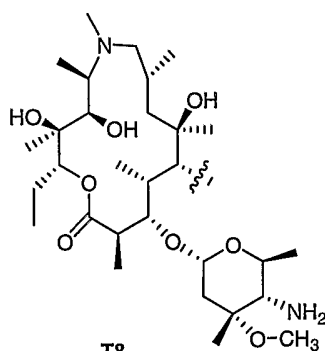
T5



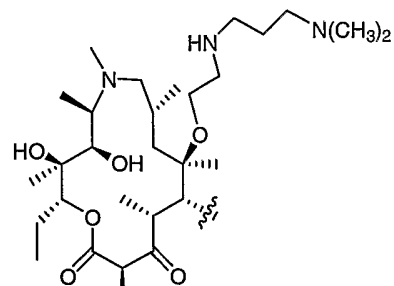
T6



T7

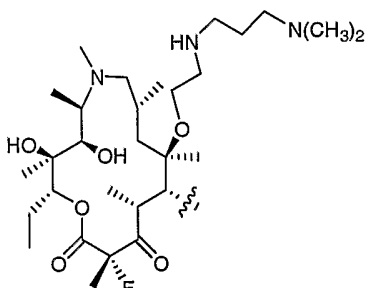


T8

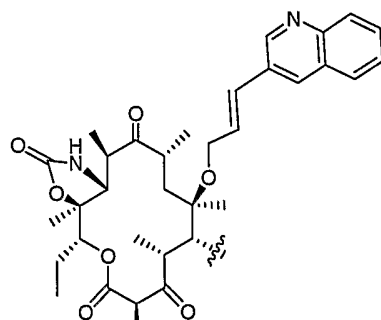


T9

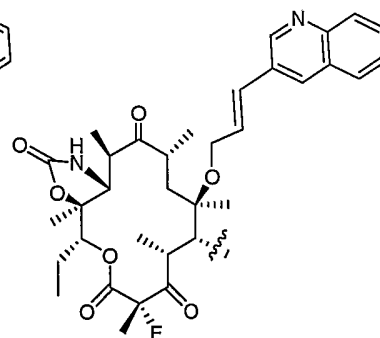
25



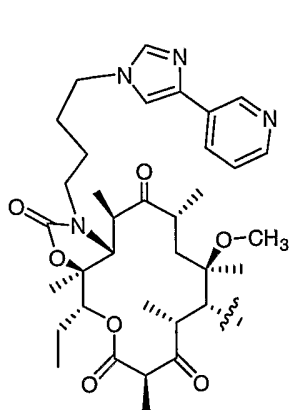
T10



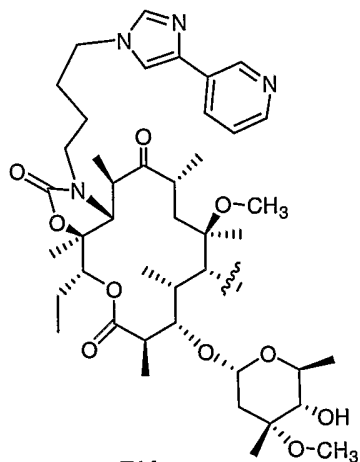
T11



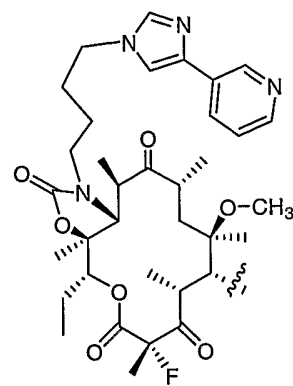
T12



T13

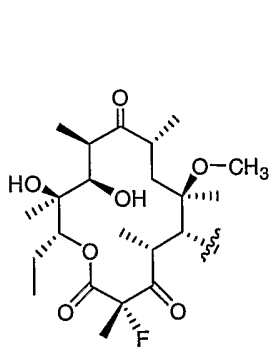


T14

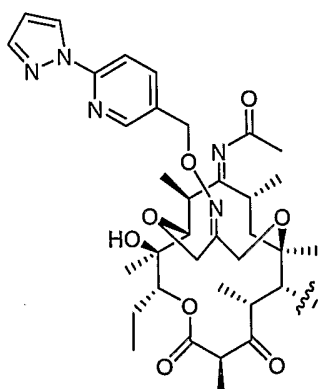


T15

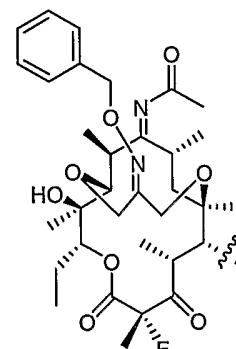
20



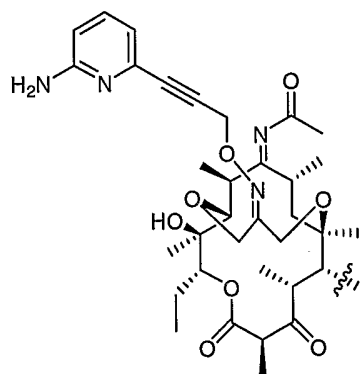
T16



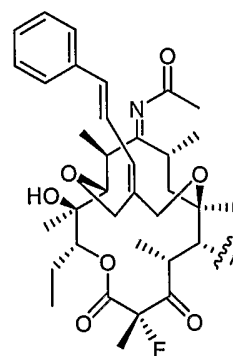
T17



T18



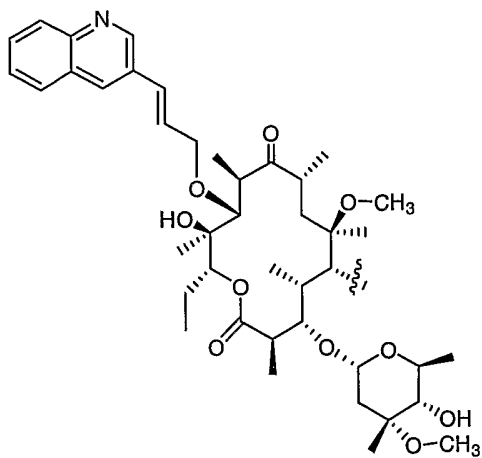
T19



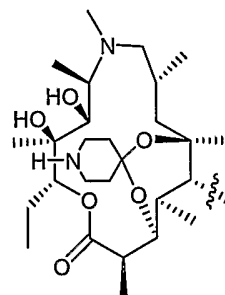
T20

25

20

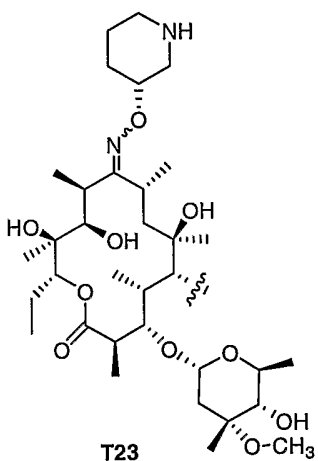


T21

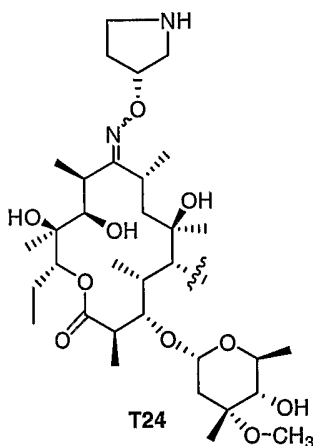


T22

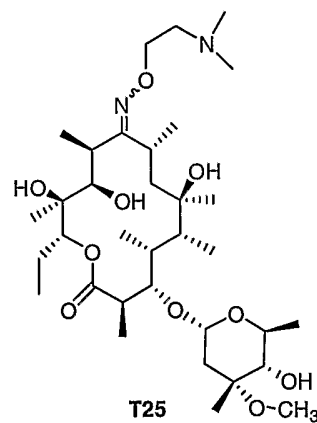
;



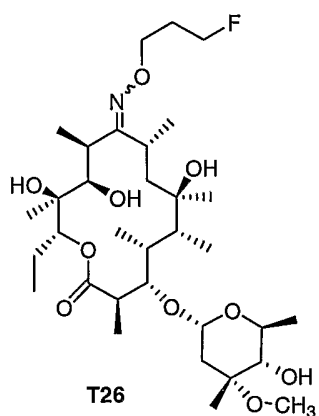
T23



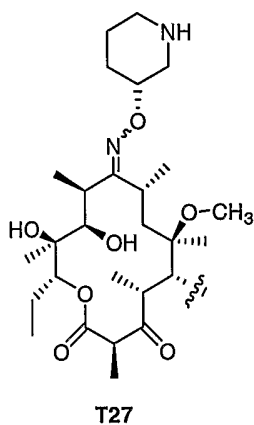
T24



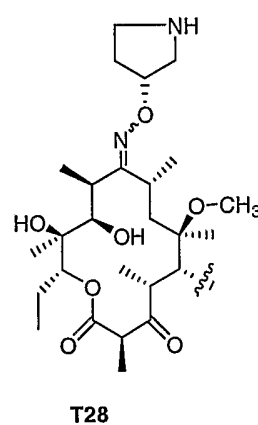
T25



T26

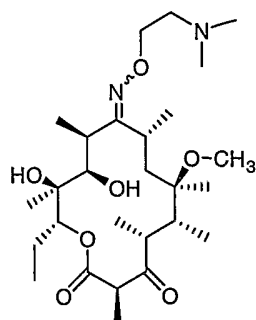


T27

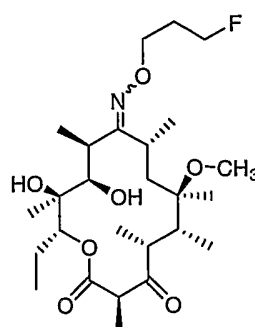


T28

- 46 -

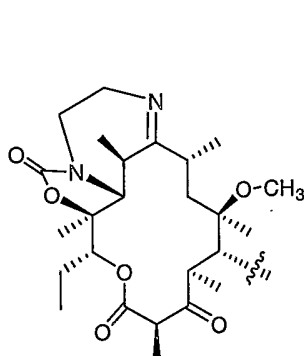


T29

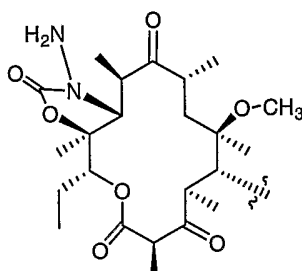


T30

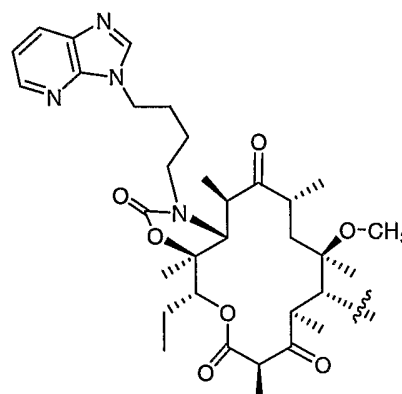
20



T31



T32



T33

In another aspect, the invention provides a pharmaceutical composition comprising a  
 25 therapeutically effective amount of one or more of the foregoing compounds and a  
 pharmaceutically acceptable carrier. In yet another aspect, the invention provides a method for  
 treating a microbial infection, a bacterial infection, a fungal infection, a parasitic disease, a  
 proliferative disease, a viral infection, an inflammatory disease, or a gastrointestinal motility  
 disorder in a mammal by administering effective amounts of the compounds of the invention or  
 30 pharmaceutical compounds of the invention. In embodiments of this aspect, the compounds are  
 administered orally, parentally, or topically. In still another aspect, the invention provides a  
 medical device, for example, a medical stent, which contains or is coated with one or more of the  
 foregoing compounds.

### 3. Synthesis of the Compounds of the Invention

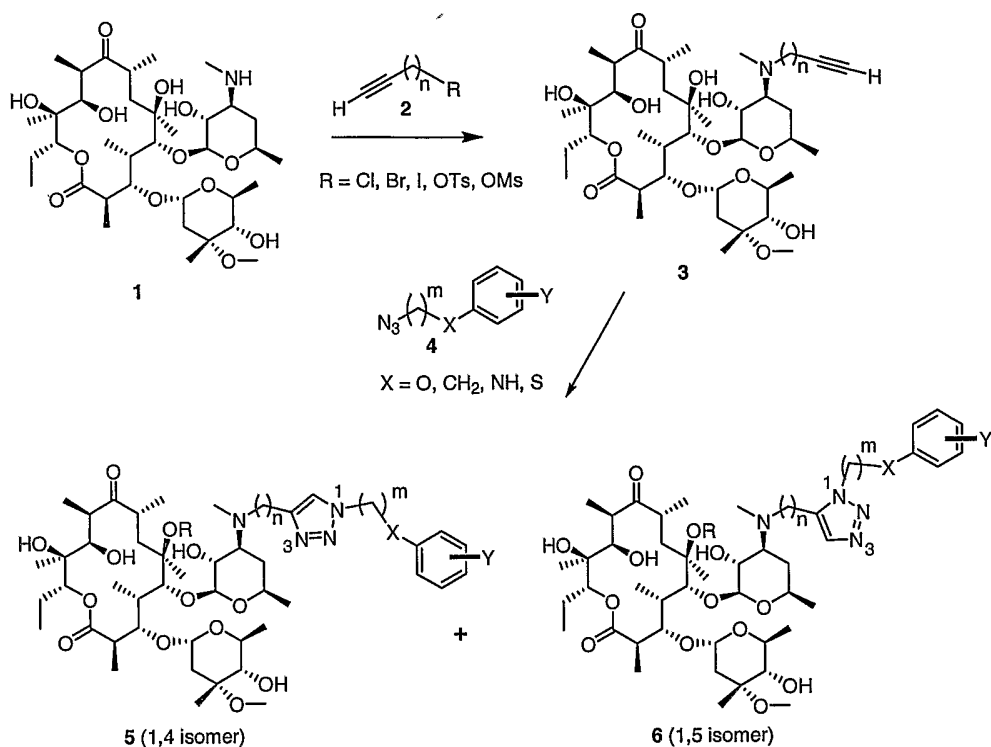
20           The invention provides methods for making the compounds of the invention. The following schemes depict exemplary chemistries available for synthesizing the compounds of the invention.

          The compound numbers, e.g., **1**, **2**, **3**, etc. used in this section 3 of the present application and entitled "**3. Synthesis of the Compounds of the Invention**", are for reference within this  
25       section 3 only do not refer to and are not to be confused with any similarly numbered compounds in section 6 of the present application and entitled "**6. Examples**".

          Scheme 1 illustrates the synthesis of triazole compounds of type **5** and **6**. Erythromycin can be N-demethylated as described in the art (U.S. Patent No. 3,725,385; Flynn *et al.* (1954) J. AM. CHEM. SOC. 76: 3121; Ku *et al.* (1997) BIOORG. MED. CHEM. LETT. 7: 1203;  
30       Stenmark *et al.* (2000) J. ORG. CHEM. 65: 3875) to afford secondary amine **1**. Alkylation of **1** with electrophiles of type **2** yields alkynes of type **3** containing an alkyl chain of appropriate length, generally between one and about four carbon atoms between the nitrogen atom and the alkyne group. Cycloaddition of azides of type **4** with alkynes **3** generates two regioisomeric triazole products. The reaction can be thermally catalyzed, or a number of catalysts could be  
35       added to facilitate the reaction (such as, but not limited to, copper (I) iodide: see Tornøe, C.W. *et al.* (2002) J. ORG. CHEM. 67: 3057). The major isomer (for steric reasons) is the "anti" isomer **5**, a 1,4 disubstituted triazole. The minor component is the "syn" isomer **6**, a 1,5 disubstituted triazole.

Scheme 1

- 48 -



20

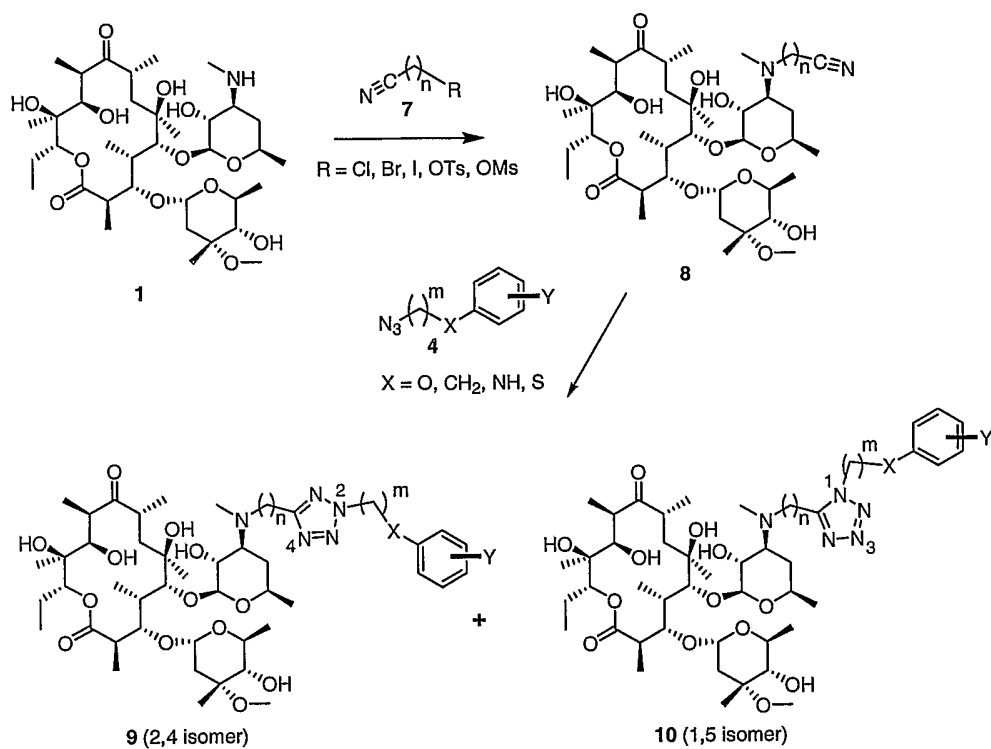
It is to be understood that other macrolide compounds such as, but not limited to, azithromycin and clarithromycin, could be N-demethylated and serve as starting materials for the chemistry exemplified in Scheme 1. Target compounds derived from such alternate macrolide precursors are to be considered within the scope of the present invention.

Scheme 2 illustrates the synthesis of exemplary tetrazole derivatives of the present invention. Amine **1** (or alternate macrolide amines) can be alkylated with nitrile-containing electrophiles of type **7** to afford macrolide nitrile intermediates of type **8**. Cycloaddition reactions of nitriles **8** with azides of type **4** may lead to two regioisomeric tetrazoles; the 2,4-disubstituted tetrazoles of type **9** (the expected major product), and the 1,5 isomers of type **10**.

30

Scheme 2

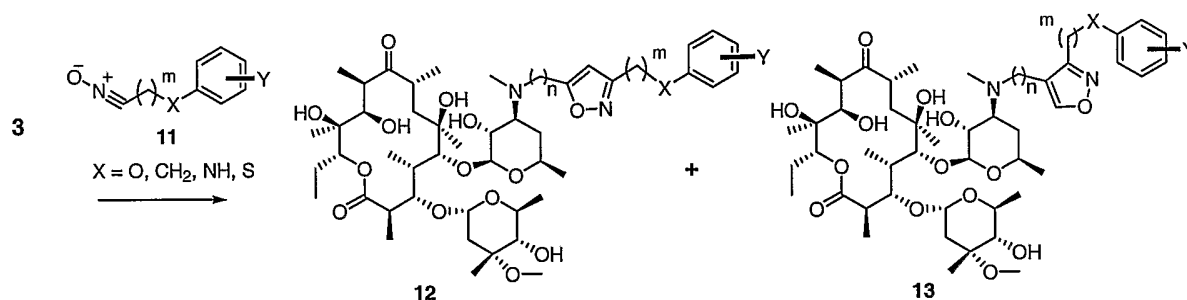
- 49 -



20

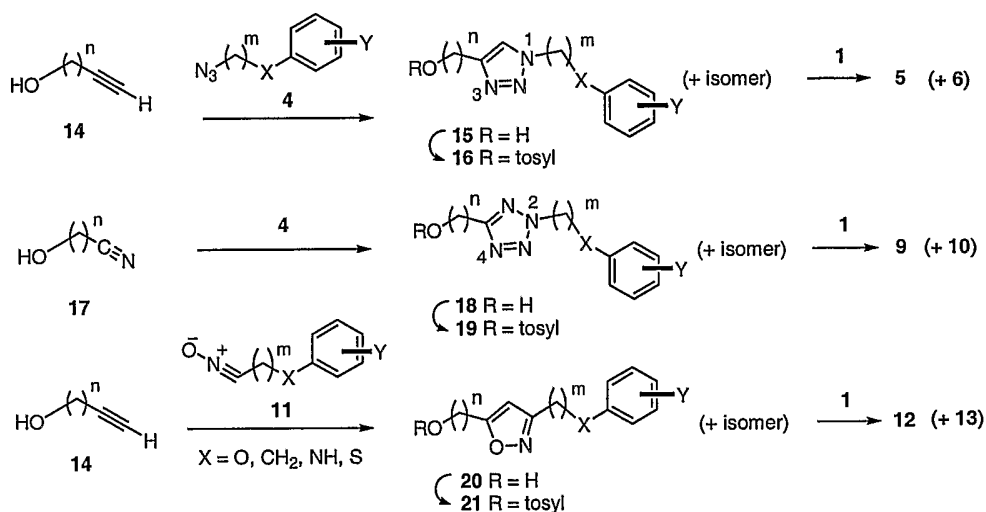
Scheme 3 depicts the synthesis of isoxazole derivatives of the present invention. Alkynes **3** can be treated with nitrile oxides of type **11** to afford regioisomeric cycloadducts **12** and **13**. The major isomer should again be the “anti” derivative **12** based on steric factors.

## 20 Scheme 3



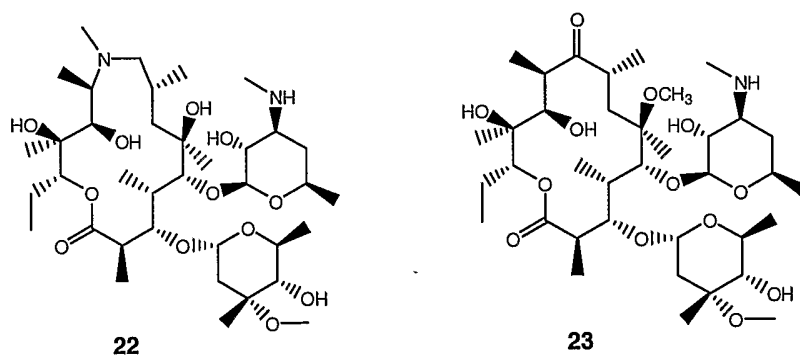
An alternate approach to derivatives of type **5**, **6**, **9**, **10**, **12**, and **13** is illustrated by Scheme 4. Acetylenic alcohols of type **14** can be treated with azides **4** to yield intermediate alcohol **15** (along with a minor amount of the regioisomeric triazole). Tosylation of **15** will provide tosylates **16** which can serve as alkylating agents for macrolide amines of type **1** to afford targets **5** (and its isomer **6**). (It will be appreciated that other sulfonate derivatives or halides could be formed from intermediate alcohol **15**, and these would be useful as electrophiles for the alkylation of macrolide amines such as **1** to afford compounds of the invention.) Hydroxyalkyl nitriles of type **17** (where n is not equal to 1) can undergo cycloaddition with azides **4** to afford tetrazole intermediate **18** (along with a minor amount of the regioisomeric tetrazole). Tosylation of **18** to give **19** can again be followed by alkylation with amines of type **1** to yield derivative **9** (and its isomer **10**). In an analogous fashion, acetylenes **14** can be converted to isoxazoles **20** (and its isomer). An appropriate electrophile derived from **20** can then alkylate amines **1** to afford target **12** (and its isomer **13**).

## 35 Scheme 4



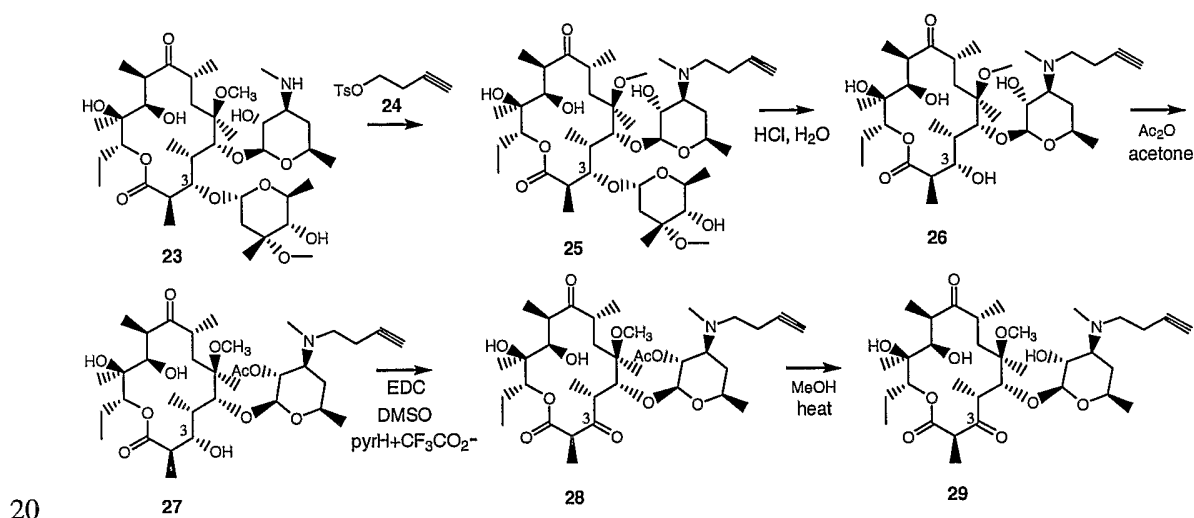
20

Other starting materials for the synthesis of compounds of the present invention are readily synthesizable. For example, des-methyl macrolide amines **22** and **23** can be prepared from azithromycin and clarithromycin respectively, using the same procedure for the synthesis of **1** from erythromycin. Ketolide derivatives (C-3 keto compounds synthesized from macrolides) of the present invention can be prepared by chemistry such as that shown in Scheme 5. Clarithromycin-derived amine **23** is alkylated with tosylate **24** to afford alkyne **25**. The cladinose sugar at C-3 is hydrolyzed to afford the C-3 hydroxy intermediate **26**, which is then selectively acetylated on the hydroxyl of the aminosaccharide group to yield **27**. Oxidation of **27** yields C-3 keto derivative **28** which is then deacylated to provide alkyne **29**. Alkyne **29** can be exposed to the chemistry of Schemes 1 and 3 above to deliver triazole and isoxazole compounds of the present invention that have C-3 keto clarithromycin-derived structures. It will be understood that alkylation of **23** with electrophiles of type **7**, and then exposure of the product nitriles to the chemistry shown in Schemes 5 and 2, will yield tetrazoles that have C-3 keto clarithromycin-derived structures. Additionally, C-3 keto azithromycin and erythromycin intermediates could be prepared from **1** and **22** using the chemistry of Scheme 5, and subsequently serve as starting materials for compounds of the present invention.



Scheme 5

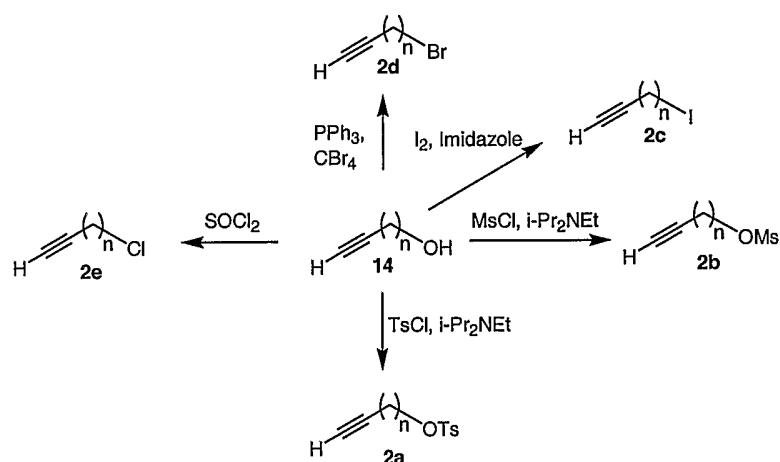
- 52 -



Acetylenes of type 2, used to synthesize the variable length alkyl chains in the compounds, can be derived from commercially available haloalkyl acetylenes such as propargyl bromide, or they can be readily synthesized from available hydroxyalkyl acetylenes using chemistry well known in the art. Scheme 6 illustrates how they can be synthesized from available hydroxyalkyl acetylenes of type 14 using simple chemistry well known in the art.

25

Scheme 6



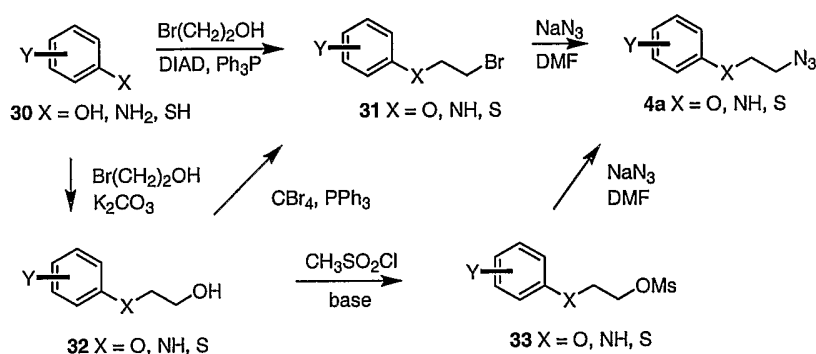
30

Intermediate azides of type 4 used to make compounds of the present invention can be synthesized using the methods exemplified in Schemes 7 and 8. Phenols, anilines, and thiophenols of type 30 can undergo Mitsunobu etherification processes with  $\alpha,\omega$ -halo alcohols (such as, but not limited to, 2-bromoethanol) to generate halides of type 31. Displacement of the

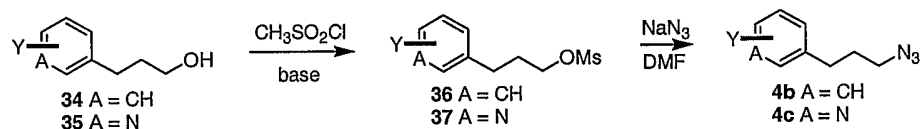
- 53 -

20 halogen with sodium azide yields azides **4a**. Alternatively, direct alkylation of intermediates **30**  
 with  $\alpha,\omega$ -halo alcohols yields alcohols of type **32**, which can be converted to halides **31** or  
 converted to a sulfonate derivative such as **33**, for subsequent azide displacement to afford azides  
**4a**. Arylpropanols of type **34**, and pyridylpropanols of type **35**, can be converted to azides **4b**  
 and **4c** via sulfonates such as **36** and **37**. It will be appreciated that pyridyl derivatives with  
 25 alternate substitution patterns (ortho and para), and alternate chain-lengths between the aryl  
 moiety and the azide group can also be made using chemistry known in the art. It is intended  
 that all such isomers and homologues are within the scope of the present invention.

Scheme 7



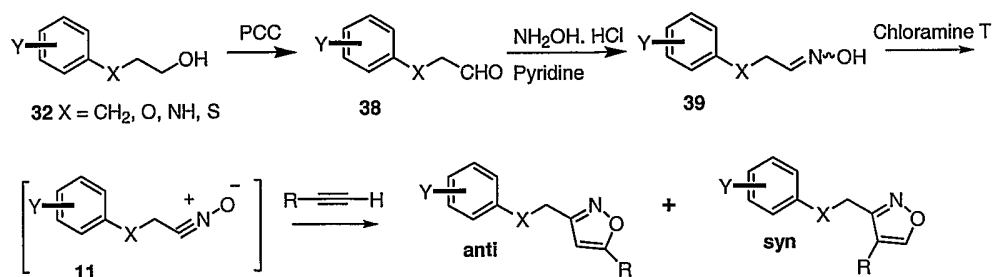
30 Scheme 8



Nitrile oxides of type **11** used to make compounds of the present invention can be  
 synthesized using the method exemplified in Scheme 9. Substituted arylalkanols of type **32** (or  
 35 pyridylalkanols) of various chain length between the aryl moiety and the alcohol group can be  
 oxidized to aldehydes **38**. Conversion of the aldehyde to oximes **39** can be followed by  
 conversion to intermediate nitrile oxides **11** using chloramine T (or other reagents used in  
 combination with organic amine bases such as N-bromosuccinimide, N-chlorosuccinimide, t-  
 butyl hypochlorite, lead tetraacetate etc.). The reaction to form the nitrile oxide can be run in the  
 40 presence of an appropriate alkyne to trap the unstable intermediates **11** directly, affording a  
 mixture of anti and syn isoxazole products.

- 54 -

## 20 Scheme 9



## 4. Characterization of Compounds of the Invention

25 Compounds designed, selected and/or optimized by methods described above, once produced, may be characterized using a variety of assays known to those skilled in the art to determine whether the compounds have biological activity. For example, the molecules may be characterized by conventional assays, including but not limited to those assays described below, to determine whether they have a predicted activity, binding activity and/or binding specificity.

30 Furthermore, high-throughput screening may be used to speed up analysis using such assays. As a result, it may be possible to rapidly screen the molecules described herein for activity, for example, as anti-cancer, anti-bacterial, anti-fungal, anti-parasitic or anti-viral agents. Also, it may be possible to assay how the compounds interact with a ribosome or ribosomal subunit and/or are effective as modulators (for example, inhibitors) of protein synthesis using techniques known in the art. General methodologies for performing high-throughput screening are described, for example, in Devlin (1998) High Throughput Screening, Marcel Dekker; and  
 35 U.S. Patent No. 5,763,263. High-throughput assays can use one or more different assay techniques including, but not limited to, those described below.

(1) *Surface Binding Studies*. A variety of binding assays may be useful in screening new molecules for their binding activity. One approach includes surface plasmon resonance (SPR)  
 40 that can be used to evaluate the binding properties of molecules of interest with respect to a ribosome, ribosomal subunit or a fragment thereof.

SPR methodologies measure the interaction between two or more macromolecules in real-time through the generation of a quantum-mechanical surface plasmon. One device, (BIAcore Biosensor RTM from Pharmacia Biosensor, Piscatawy, N.J.) provides a focused beam  
 45 of polychromatic light to the interface between a gold film (provided as a disposable biosensor "chip") and a buffer compartment that can be regulated by the user. A 100 nm thick "hydrogel"

- 55 -

20 composed of carboxylated dextran that provides a matrix for the covalent immobilization of  
analytes of interest is attached to the gold film. When the focused light interacts with the free  
electron cloud of the gold film, plasmon resonance is enhanced. The resulting reflected light is  
spectrally depleted in wavelengths that optimally evolved the resonance. By separating the  
reflected polychromatic light into its component wavelengths (by means of a prism), and  
25 determining the frequencies that are depleted, the BIAcore establishes an optical interface which  
accurately reports the behavior of the generated surface plasmon resonance. When designed as  
above, the plasmon resonance (and thus the depletion spectrum) is sensitive to mass in the  
evanescent field (which corresponds roughly to the thickness of the hydrogel). If one component  
of an interacting pair is immobilized to the hydrogel, and the interacting partner is provided  
30 through the buffer compartment, the interaction between the two components can be measured in  
real time based on the accumulation of mass in the evanescent field and its corresponding effects  
of the plasmon resonance as measured by the depletion spectrum. This system permits rapid and  
sensitive real-time measurement of the molecular interactions without the need to label either  
component.

35 (2) *Fluorescence Polarization*. Fluorescence polarization (FP) is a measurement  
technique that can readily be applied to protein-protein, protein-ligand, or RNA-ligand  
interactions in order to derive  $IC_{50}$ s and Kds of the association reaction between two molecules.  
In this technique one of the molecules of interest is conjugated with a fluorophore. This is  
generally the smaller molecule in the system (in this case, the compound of interest). The  
40 sample mixture, containing both the ligand-probe conjugate and the ribosome, ribosomal subunit  
or fragment thereof, is excited with vertically polarized light. Light is absorbed by the probe  
fluorophores, and re-emitted a short time later. The degree of polarization of the emitted light is  
measured. Polarization of the emitted light is dependent on several factors, but most importantly  
on viscosity of the solution and on the apparent molecular weight of the fluorophore. With  
45 proper controls, changes in the degree of polarization of the emitted light depends only on  
changes in the apparent molecular weight of the fluorophore, which in-turn depends on whether  
the probe-ligand conjugate is free in solution, or is bound to a receptor. Binding assays based on  
FP have a number of important advantages, including the measurement of  $IC_{50}$ s and Kds under  
true homogenous equilibrium conditions, speed of analysis and amenity to automation, and  
50 ability to screen in cloudy suspensions and colored solutions.

- 56 -

20 (3) *Protein Synthesis*. It is contemplated that, in addition to characterization by the foregoing biochemical assays, the compound of interest may also be characterized as a modulator (for example, an inhibitor of protein synthesis) of the functional activity of the ribosome or ribosomal subunit.

25 Furthermore, more specific protein synthesis inhibition assays may be performed by administering the compound to a whole organism, tissue, organ, organelle, cell, a cellular or subcellular extract, or a purified ribosome preparation and observing its pharmacological and inhibitory properties by determining, for example, its inhibition constant (IC<sub>50</sub>) for inhibiting protein synthesis. Incorporation of <sup>3</sup>H leucine or <sup>35</sup>S methionine, or similar experiments can be performed to investigate protein synthesis activity. A change in the amount or the rate of protein  
30 synthesis in the cell in the presence of a molecule of interest indicates that the molecule is a modulator of protein synthesis. A decrease in the rate or the amount of protein synthesis indicates that the molecule is a inhibitor of protein synthesis.

35 Furthermore, the compounds may be assayed for anti-proliferative or anti-infective properties on a cellular level. For example, where the target organism is a microorganism, the activity of compounds of interest may be assayed by growing the microorganisms of interest in media either containing or lacking the compound. Growth inhibition may be indicative that the molecule may be acting as a protein synthesis inhibitor. More specifically, the activity of the compounds of interest against bacterial pathogens may be demonstrated by the ability of the compound to inhibit growth of defined strains of human pathogens. For this purpose, a panel of  
40 bacterial strains can be assembled to include a variety of target pathogenic species, some containing resistance mechanisms that have been characterized. Use of such a panel of organisms permits the determination of structure-activity relationships not only in regards to potency and spectrum, but also with a view to obviating resistance mechanisms. The assays may be performed in microtiter trays according to conventional methodologies as published by The  
45 National Committee for Clinical Laboratory Standards (NCCLS) guidelines (NCCLS. M7-A5- Methods for Dilution Antimicrobial Susceptibility Tests for Bacteria That Grow Aerobically; Approved Standard-Fifth Edition. NCCLS Document M100-S12/M7 (ISBN 1-56238-394-9)).

## 5. Formulation and Administration

50 The compounds of the invention may be useful in the prevention or treatment of a variety of human or other animal, including mammalian and non mammalian, disorders, including for

- 57 -

20 example, bacterial infection, fungal infections, viral infections, parasitic diseases, and cancer. It  
is contemplated that, once identified, the active molecules of the invention may be incorporated  
into any suitable carrier prior to use. The dose of active molecule, mode of administration and  
use of suitable carrier will depend upon the intended recipient and target organism. The  
formulations, both for veterinary and for human medical use, of compounds according to the  
25 present invention typically include such compounds in association with a pharmaceutically  
acceptable carrier.

The carrier(s) should be "acceptable" in the sense of being compatible with the other  
ingredients of the formulations and not deleterious to the recipient. Pharmaceutically acceptable  
carriers, in this regard, are intended to include any and all solvents, dispersion media, coatings,  
30 anti-bacterial and anti-fungal agents, isotonic and absorption delaying agents, and the like,  
compatible with pharmaceutical administration. The use of such media and agents for  
pharmaceutically active substances is known in the art. Except insofar as any conventional  
media or agent is incompatible with the active compound, use thereof in the compositions is  
contemplated. Supplementary active compounds (identified or designed according to the  
35 invention and/or known in the art) also can be incorporated into the compositions. The  
formulations may conveniently be presented in dosage unit form and may be prepared by any of  
the methods well known in the art of pharmacy/microbiology. In general, some formulations are  
prepared by bringing the compound into association with a liquid carrier or a finely divided solid  
carrier or both, and then, if necessary, shaping the product into the desired formulation.

40 A pharmaceutical composition of the invention should be formulated to be compatible  
with its intended route of administration. Examples of routes of administration include oral or  
parenteral, for example, intravenous, intradermal, inhalation, transdermal (topical), transmucosal,  
and rectal administration. Solutions or suspensions used for parenteral, intradermal, or  
subcutaneous application can include the following components: a sterile diluent such as water  
45 for injection, saline solution, fixed oils, polyethylene glycols, glycerine, propylene glycol or  
other synthetic solvents; antibacterial agents such as benzyl alcohol or methyl parabens;  
antioxidants such as ascorbic acid or sodium bisulfite; chelating agents such as  
ethylenediaminetetraacetic acid; buffers such as acetates, citrates or phosphates and agents for  
the adjustment of tonicity such as sodium chloride or dextrose. pH can be adjusted with acids or  
50 bases, such as hydrochloric acid or sodium hydroxide.

20 Useful solutions for oral or parenteral administration can be prepared by any of the  
methods well known in the pharmaceutical art, described, for example, in Remington's  
Pharmaceutical Sciences, (Gennaro, A., ed.), Mack Pub., (1990). Formulations for parenteral  
administration can also include glycocholate for buccal administration, methoxysalicylate for  
rectal administration, or citric acid for vaginal administration. The parenteral preparation can be  
25 enclosed in ampoules, disposable syringes or multiple dose vials made of glass or plastic.  
Suppositories for rectal administration also can be prepared by mixing the drug with a non-  
irritating excipient such as cocoa butter, other glycerides, or other compositions which are solid  
at room temperature and liquid at body temperatures. Formulations also can include, for  
example, polyalkylene glycols such as polyethylene glycol, oils of vegetable origin, and  
30 hydrogenated naphthalenes. Formulations for direct administration can include glycerol and  
other compositions of high viscosity. Other potentially useful parenteral carriers for these drugs  
include ethylene-vinyl acetate copolymer particles, osmotic pumps, implantable infusion  
systems, and liposomes. Formulations for inhalation administration can contain as excipients,  
for example, lactose, or can be aqueous solutions containing, for example, polyoxyethylene-9-  
35 lauryl ether, glycocholate and deoxycholate, or oily solutions for administration in the form of  
nasal drops, or as a gel to be applied intranasally. Retention enemas also can be used for rectal  
delivery.

Formulations of the present invention suitable for oral administration may be in the form  
of: discrete units such as capsules, gelatin capsules, sachets, tablets, troches, or lozenges, each  
40 containing a predetermined amount of the drug; a powder or granular composition; a solution or  
a suspension in an aqueous liquid or non-aqueous liquid; or an oil-in-water emulsion or a water-  
in-oil emulsion. The drug may also be administered in the form of a bolus, electuary or paste. A  
tablet may be made by compressing or moulding the drug optionally with one or more accessory  
ingredients. Compressed tablets may be prepared by compressing, in a suitable machine, the  
45 drug in a free-flowing form such as a powder or granules, optionally mixed by a binder,  
lubricant, inert diluent, surface active or dispersing agent. Moulded tablets may be made by  
moulding, in a suitable machine, a mixture of the powdered drug and suitable carrier moistened  
with an inert liquid diluent.

Oral compositions generally include an inert diluent or an edible carrier. For the purpose  
50 of oral therapeutic administration, the active compound can be incorporated with excipients.  
Oral compositions prepared using a fluid carrier for use as a mouthwash include the compound

- 59 -

20 in the fluid carrier and are applied orally and swished and expectorated or swallowed.  
Pharmaceutically compatible binding agents, and/or adjuvant materials can be included as part of  
the composition. The tablets, pills, capsules, troches and the like can contain any of the  
following ingredients, or compounds of a similar nature: a binder such as microcrystalline  
cellulose, gum tragacanth or gelatin; an excipient such as starch or lactose; a disintegrating agent  
25 such as alginic acid, Primogel, or corn starch; a lubricant such as magnesium stearate or Sterotes;  
a glidant such as colloidal silicon dioxide; a sweetening agent such as sucrose or saccharin; or a  
flavoring agent such as peppermint, methyl salicylate, or orange flavoring.

Pharmaceutical compositions suitable for injectable use include sterile aqueous solutions  
(where water soluble) or dispersions and sterile powders for the extemporaneous preparation of  
30 sterile injectable solutions or dispersion. For intravenous administration, suitable carriers  
include physiological saline, bacteriostatic water, Cremophor ELTM (BASF, Parsippany, NJ) or  
phosphate buffered saline (PBS). It should be stable under the conditions of manufacture and  
storage and should be preserved against the contaminating action of microorganisms such as  
bacteria and fungi. The carrier can be a solvent or dispersion medium containing, for example,  
35 water, ethanol, polyol (for example, glycerol, propylene glycol, and liquid polyethylene glycol),  
and suitable mixtures thereof. The proper fluidity can be maintained, for example, by the use of  
a coating such as lecithin, by the maintenance of the required particle size in the case of  
dispersion and by the use of surfactants. In many cases, it will be preferable to include isotonic  
agents, for example, sugars, polyalcohols such as manitol, sorbitol, sodium chloride in the  
40 composition. Prolonged absorption of the injectable compositions can be brought about by  
including in the composition an agent which delays absorption, for example, aluminum  
monostearate and gelatin.

Sterile injectable solutions can be prepared by incorporating the active compound in the  
required amount in an appropriate solvent with one or a combination of ingredients enumerated  
45 above, as required, followed by filter sterilization. Generally, dispersions are prepared by  
incorporating the active compound into a sterile vehicle which contains a basic dispersion  
medium and the required other ingredients from those enumerated above. In the case of sterile  
powders for the preparation of sterile injectable solutions, methods of preparation include  
vacuum drying and freeze-drying which yields a powder of the active ingredient plus any  
50 additional desired ingredient from a previously sterile-filtered solution thereof.

20 Formulations suitable for intra-articular administration may be in the form of a sterile aqueous preparation of the drug that may be in microcrystalline form, for example, in the form of an aqueous microcrystalline suspension. Liposomal formulations or biodegradable polymer systems may also be used to present the drug for both intra-articular and ophthalmic administration.

25 Formulations suitable for topical administration, including eye treatment, include liquid or semi-liquid preparations such as liniments, lotions, gels, applicants, oil-in-water or water-in-oil emulsions such as creams, ointments or pastes; or solutions or suspensions such as drops. Formulations for topical administration to the skin surface can be prepared by dispersing the drug with a dermatologically acceptable carrier such as a lotion, cream, ointment or soap.

30 Particularly useful are carriers capable of forming a film or layer over the skin to localize application and inhibit removal. For topical administration to internal tissue surfaces, the agent can be dispersed in a liquid tissue adhesive or other substance known to enhance adsorption to a tissue surface. For example, hydroxypropylcellulose or fibrinogen/thrombin solutions can be used to advantage. Alternatively, tissue-coating solutions, such as pectin-containing

35 formulations can be used.

For inhalation treatments, inhalation of powder (self-propelling or spray formulations) dispensed with a spray can, a nebulizer, or an atomizer can be used. Such formulations can be in the form of a fine powder for pulmonary administration from a powder inhalation device or self-propelling powder-dispensing formulations. In the case of self-propelling solution and spray

40 formulations, the effect may be achieved either by choice of a valve having the desired spray characteristics (*i.e.*, being capable of producing a spray having the desired particle size) or by incorporating the active ingredient as a suspended powder in controlled particle size. For administration by inhalation, the compounds also can be delivered in the form of an aerosol spray from pressured container or dispenser which contains a suitable propellant, *e.g.*, a gas such

45 as carbon dioxide, or a nebulizer.

Systemic administration also can be by transmucosal or transdermal means. For transmucosal or transdermal administration, penetrants appropriate to the barrier to be permeated are used in the formulation. Such penetrants generally are known in the art, and include, for example, for transmucosal administration, detergents and bile salts. Transmucosal

50 administration can be accomplished through the use of nasal sprays or suppositories. For

20 transdermal administration, the active compounds typically are formulated into ointments, salves, gels, or creams as generally known in the art.

The active compounds may be prepared with carriers that will protect the compound against rapid elimination from the body, such as a controlled release formulation, including implants and microencapsulated delivery systems. Biodegradable, biocompatible polymers can  
25 be used, such as ethylene vinyl acetate, polyanhydrides, polyglycolic acid, collagen, polyorthoesters, and polylactic acid. Methods for preparation of such formulations will be apparent to those skilled in the art. Liposomal suspensions can also be used as pharmaceutically acceptable carriers. These can be prepared according to methods known to those skilled in the art, for example, as described in U.S. Patent No. 4,522,811.

30 Oral or parenteral compositions can be formulated in dosage unit form for ease of administration and uniformity of dosage. Dosage unit form refers to physically discrete units suited as unitary dosages for the subject to be treated; each unit containing a predetermined quantity of active compound calculated to produce the desired therapeutic effect in association with the required pharmaceutical carrier. The specification for the dosage unit forms of the  
35 invention are dictated by and directly dependent on the unique characteristics of the active compound and the particular therapeutic effect to be achieved, and the limitations inherent in the art of compounding such an active compound for the treatment of individuals. Furthermore, administration can be by periodic injections of a bolus, or can be made more continuous by intravenous, intramuscular or intraperitoneal administration from an external reservoir (*e.g.*, an  
40 intravenous bag).

Where adhesion to a tissue surface is desired the composition can include the drug dispersed in a fibrinogen-thrombin composition or other bioadhesive. The compound then can be painted, sprayed or otherwise applied to the desired tissue surface. Alternatively, the drugs can be formulated for parenteral or oral administration to humans or other mammals, for  
45 example, in therapeutically effective amounts, *e.g.*, amounts that provide appropriate concentrations of the drug to target tissue for a time sufficient to induce the desired effect.

Where the active compound is to be used as part of a transplant procedure, it can be provided to the living tissue or organ to be transplanted prior to removal of tissue or organ from the donor. The compound can be provided to the donor host. Alternatively or, in addition, once  
50 removed from the donor, the organ or living tissue can be placed in a preservation solution containing the active compound. In all cases, the active compound can be administered directly

- 62 -

20 to the desired tissue, as by injection to the tissue, or it can be provided systemically, either by  
oral or parenteral administration, using any of the methods and formulations described herein  
and/or known in the art. Where the drug comprises part of a tissue or organ preservation  
solution, any commercially available preservation solution can be used to advantage. For  
25 example, useful solutions known in the art include Collins solution, Wisconsin solution, Belzer  
solution, Eurocollins solution and lactated Ringer's solution.

The compounds of the present invention can be administered directly to a tissue locus by  
applying the compound to a medical device that is placed in contact with the tissue. An example  
of a medical device is a stent, which contains or is coated with one or more of the compounds of  
the present invention.

30 For example, an active compound may be applied to a stent at the site of vascular injury.  
Stents can be prepared by any of the methods well known in the pharmaceutical art. See, e.g.,  
Fattori, R. and Piva, T., "Drug Eluting Stents in Vascular Intervention," *Lancet*, 2003, 361, 247-  
249; Morice, M. C., "A New Era in the Treatment of Coronary Disease?" *European Heart*  
*Journal*, 2003, 24, 209-211; and Toutouzas, K. et al., "Sirolimus-Eluting Stents: A Review of  
35 Experimental and Clinical Findings," *Z. Kardiol.*, 2002, 91(3), 49-57. The stent may be  
fabricated from stainless steel or another bio-compatible metal, or it may be made of a bio-  
compatible polymer. The active compound may be linked to the stent surface, embedded and  
released from polymer materials coated on the stent, or surrounded by and released through a  
carrier which coats or spans the stent. The stent may be used to administer single or multiple  
40 active compounds to tissues adjacent to the stent.

Active compound as identified or designed by the methods described herein can be  
administered to individuals to treat disorders (prophylactically or therapeutically). In  
conjunction with such treatment, pharmacogenomics (*i.e.*, the study of the relationship between  
an individual's genotype and that individual's response to a foreign compound or drug) may be  
45 considered. Differences in metabolism of therapeutics can lead to severe toxicity or therapeutic  
failure by altering the relation between dose and blood concentration of the pharmacologically  
active drug. Thus, a physician or clinician may consider applying knowledge obtained in  
relevant pharmacogenomics studies in determining whether to administer a drug as well as  
tailoring the dosage and/or therapeutic regimen of treatment with the drug.

50 In therapeutic use for treating, or combating, bacterial infections in mammals, the  
compounds or pharmaceutical compositions thereof will be administered orally, parenterally

- 63 -

20 and/or topically at a dosage to obtain and maintain a concentration, that is, an amount, or blood-  
level or tissue level of active component in the animal undergoing treatment which will be anti-  
microbially effective. Generally, an effective amount of dosage of active component will be in  
the range of from about 0.1 to about 100, more preferably from about 1.0 to about 50 mg/kg of  
body weight/day. The amount administered will also likely depend on such variables as the type  
25 and extent of disease or indication to be treated, the overall health status of the particular patient,  
the relative biological efficacy of the compound delivered, the formulation of the drug, the  
presence and types of excipients in the formulation, and the route of administration. Also, it is to  
be understood that the initial dosage administered may be increased beyond the above upper  
level in order to rapidly achieve the desired blood-level or tissue level, or the initial dosage may  
30 be smaller than the optimum and the daily dosage may be progressively increased during the  
course of treatment depending on the particular situation. If desired, the daily dose may also be  
divided into multiple doses for administration, for example, two to four times per day.

Various disease states or conditions in humans and other mammals are found to be  
caused by or mediated by nonsense or missense mutations. These mutations cause or mediate  
35 the disease state or condition by adversely affecting, for example, protein synthesis, folding,  
trafficking and/or function. Examples of disease states or conditions in which an appreciable  
percentage of the disease or condition is believed to result from nonsense or missense mutations  
include hemophilia (factor VIII gene), neurofibromatosis (NF1 and NF2 genes), retinitis  
pigmentosa (human USH2A gene), bullous skin diseases like Epidermolysis bullosa pruriginosa  
40 (COL7A1 gene), cystic fibrosis (cystic fibrosis transmembrane regulator gene), breast and  
ovarian cancer (BRCA1 and BRCA2 genes), Duchenne muscular dystrophy (dystrophin gene),  
colon cancer (mismatch repair genes, predominantly in MLH1 and MSH2), and lysosomal  
storage disorders such as Neimann-Pick disease (acid sphingomyelinase gene). See Sanders CR,  
Myers JK. Disease-related misassembly of membrane proteins. *Annu Rev Biophys Biomol*  
45 *Struct.* 2004;33:25-51; National Center for Biotechnology Information (U.S.) Genes and disease  
Bethesda, MD : NCBI, NLM ID: 101138560 [Book]; and Raskó, István; Downes, C S Genes in  
medicine : molecular biology and human genetic disorders 1st ed. London ; New York :  
Chapman & Hall, 1995. NLM ID: 9502404 [Book]. The compounds of the present invention  
can be used to treat or prevent a disease state in a mammal caused or mediated by such nonsense  
50 or missense mutations by administering to a mammal in need thereof an effective amount of the  
present invention to suppress the nonsense or missense mutation involved in the disease state.

20 **6. Examples**

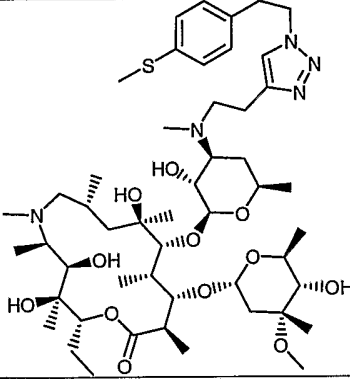
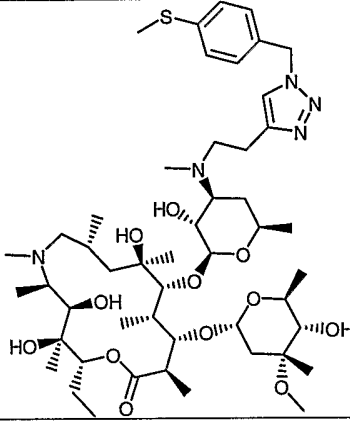
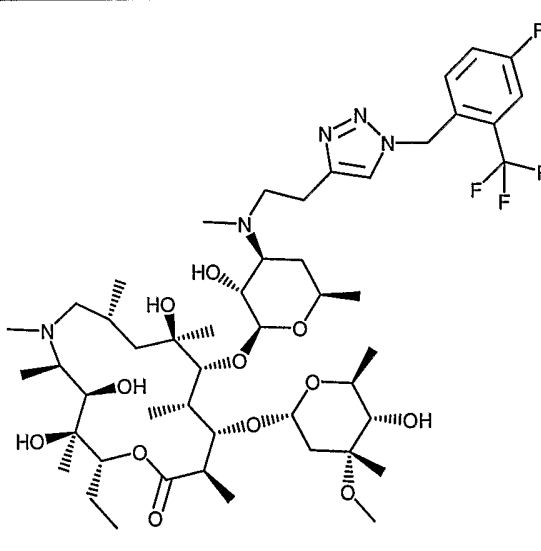
Nuclear magnetic resonance (NMR) spectra were obtained on a Bruker Avance 300 or Avance 500 spectrometer, or in some cases a GE-Nicolet 300 spectrometer. Common reaction solvents were either high performance liquid chromatography (HPLC) grade or American Chemical Society (ACS) grade, and anhydrous as obtained from the manufacturer unless  
25 otherwise noted. "Chromatography" or "purified by silica gel" refers to flash column chromatography using silica gel (EM Merck, Silica Gel 60, 230-400 mesh) unless otherwise noted.

The compound numbers, e.g., **1**, **2**, **3**, etc. used in this section 6 of the present application and entitled "**6. Examples**", are for reference within this section 6 only and do not refer to and  
30 are not to be confused with any similarly numbered compounds in section 3 of the present application and entitled "**3. Synthesis of the Compounds of the Invention**".

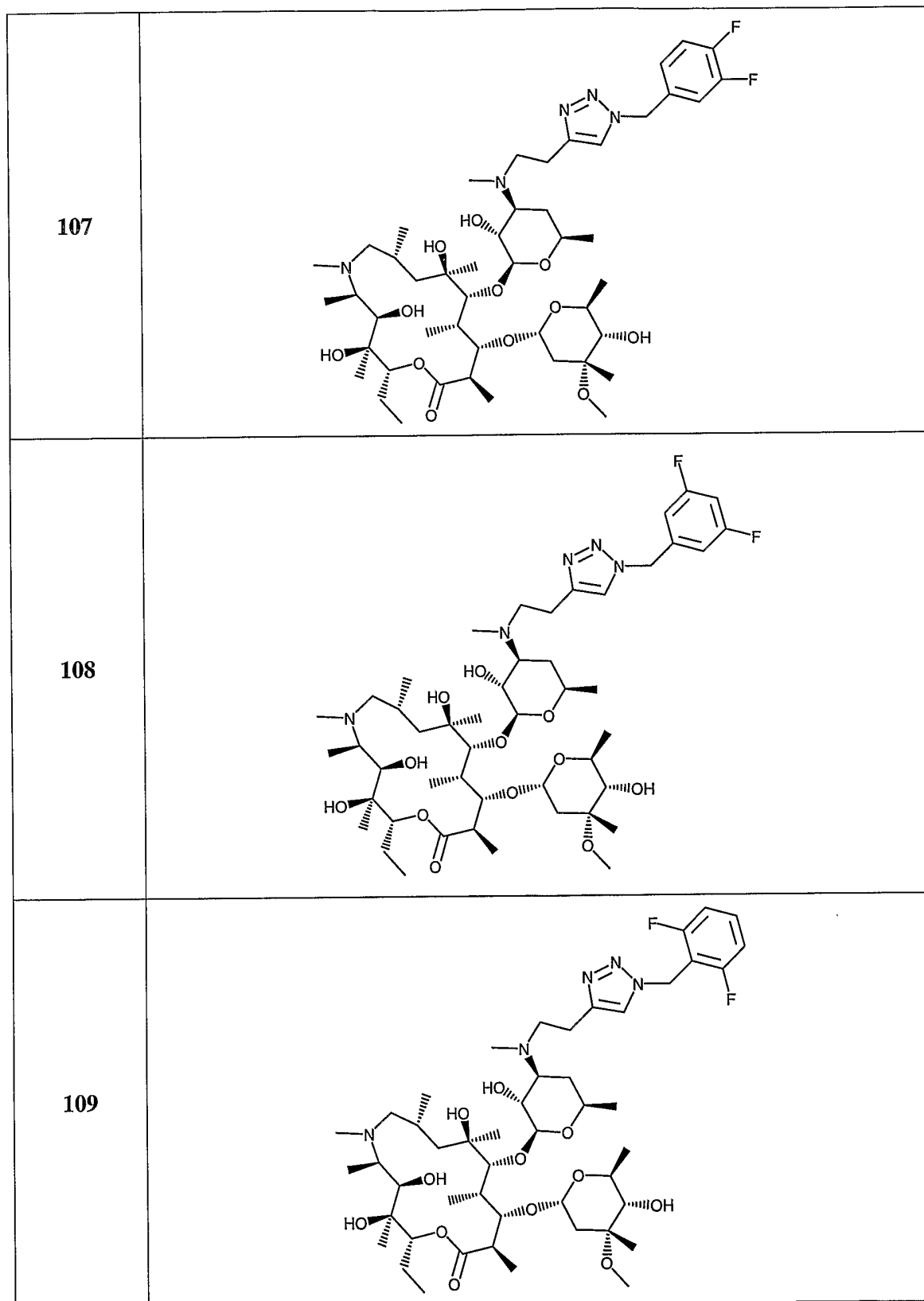
Compounds synthesized in accordance with the invention are listed in Table 1.

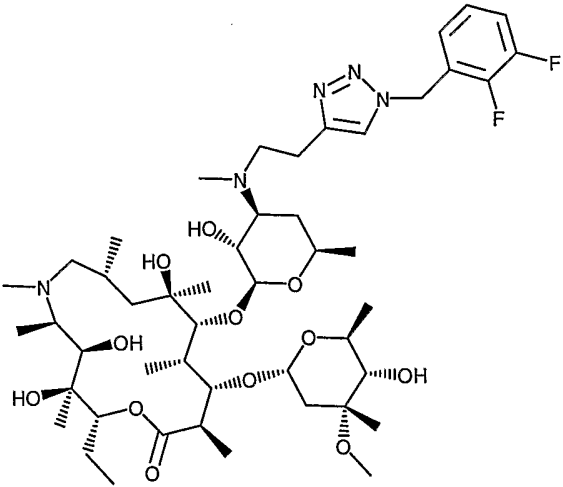
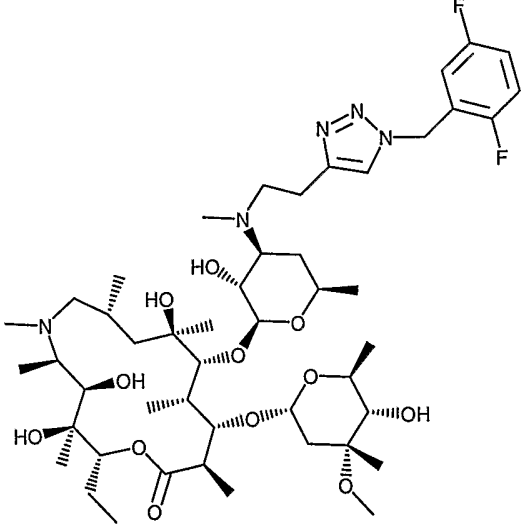
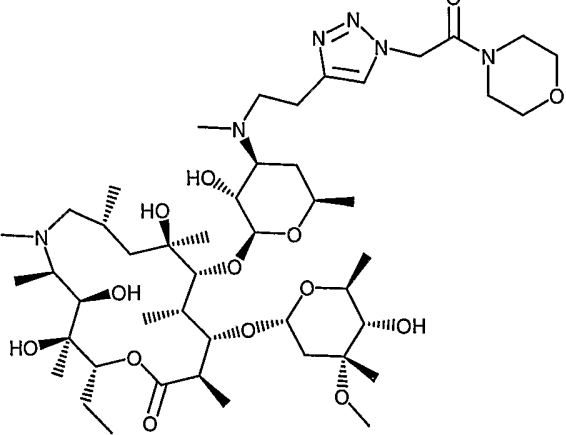
Table 1

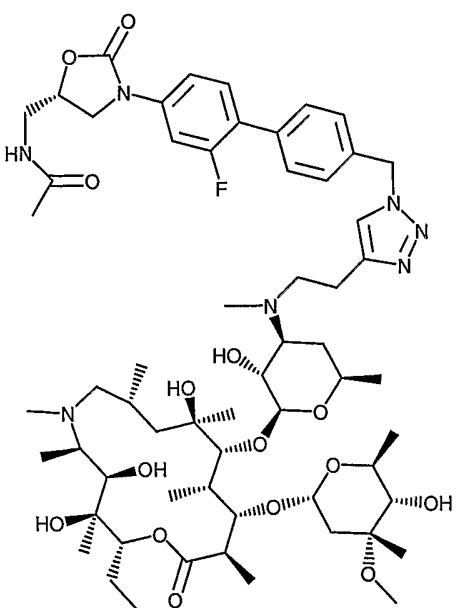
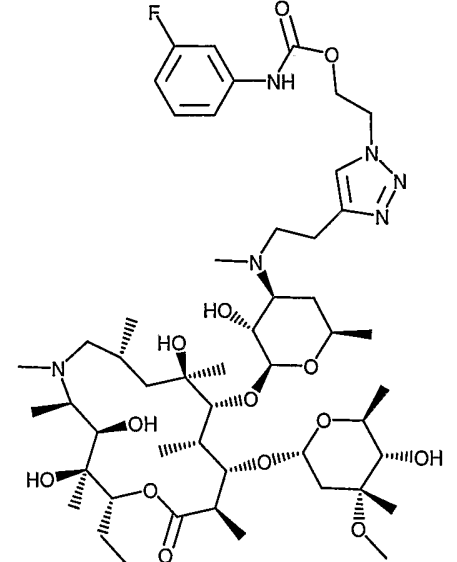
Compound Number	Structure
101	
102	
103	

<p>104</p>	
<p>105</p>	
<p>106</p>	

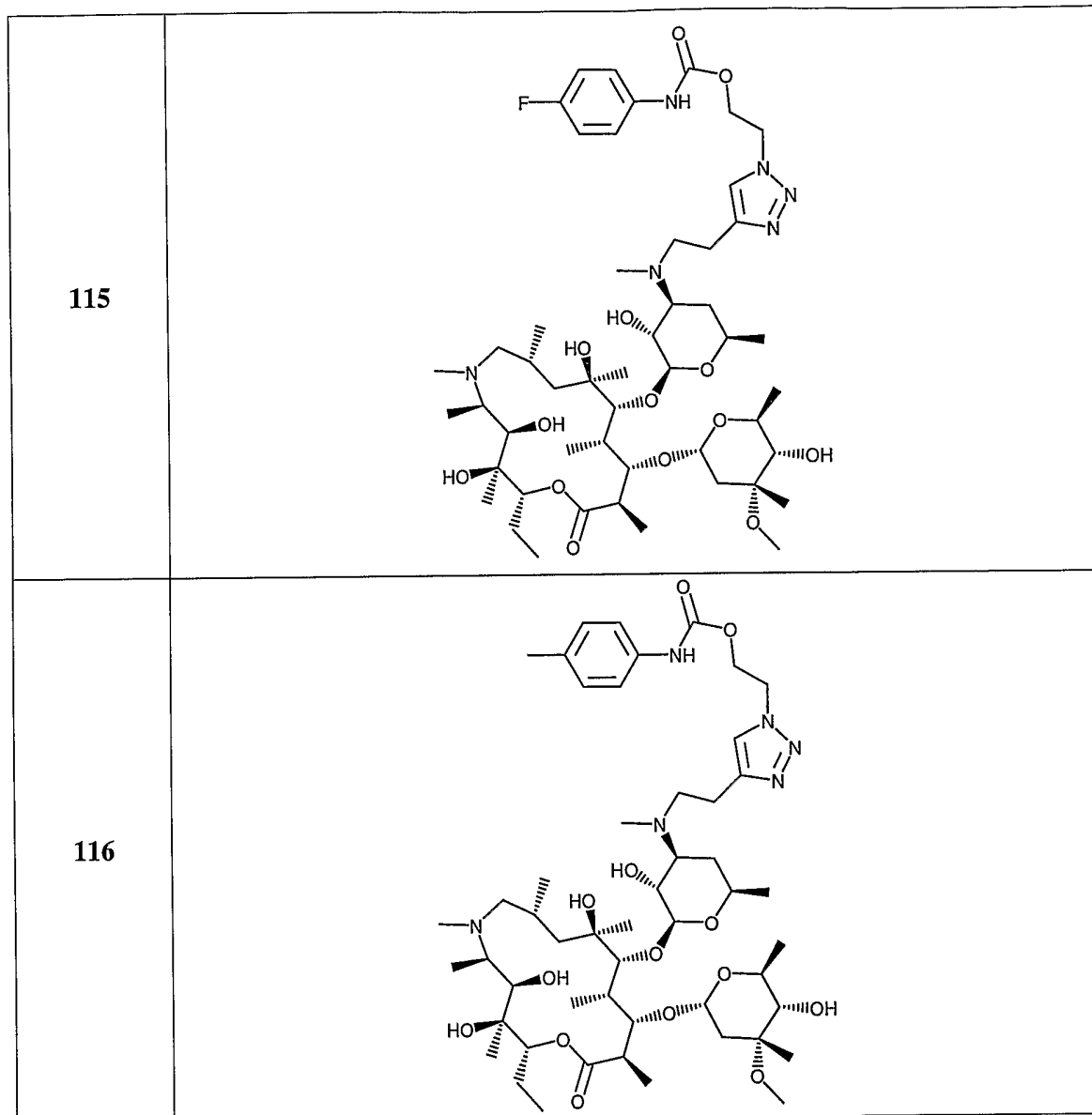
- 67 -



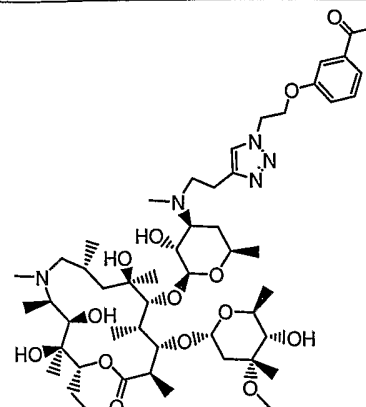
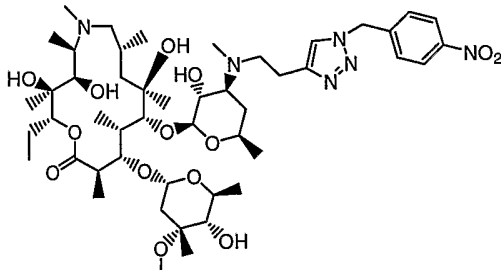
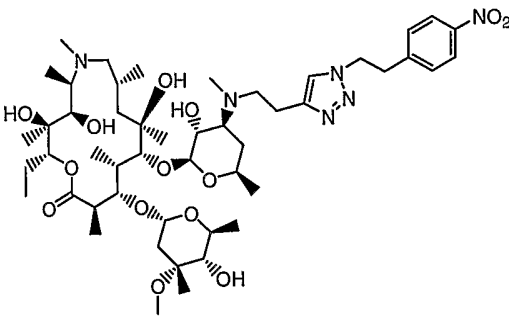
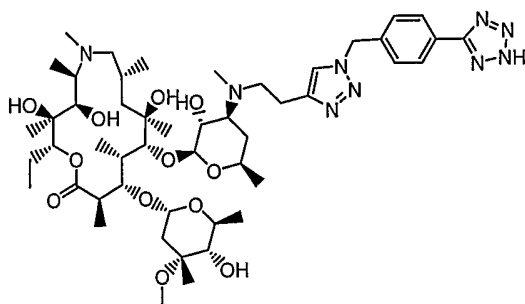
<p>110</p>	
<p>111</p>	
<p>112</p>	

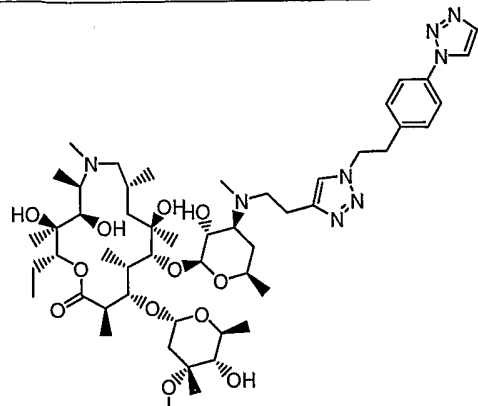
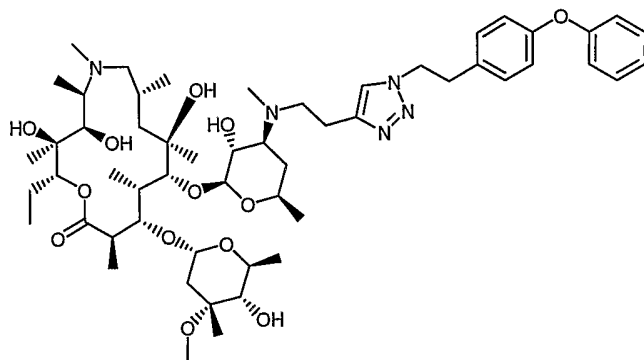
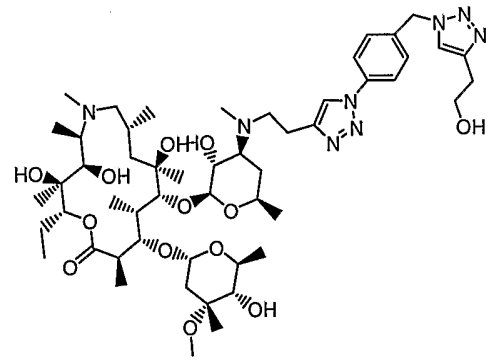
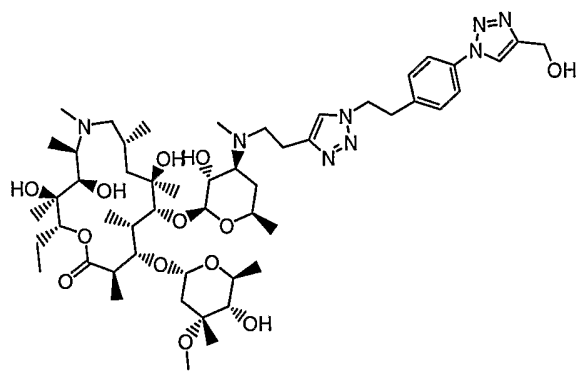
<p>113</p>	
<p>114</p>	

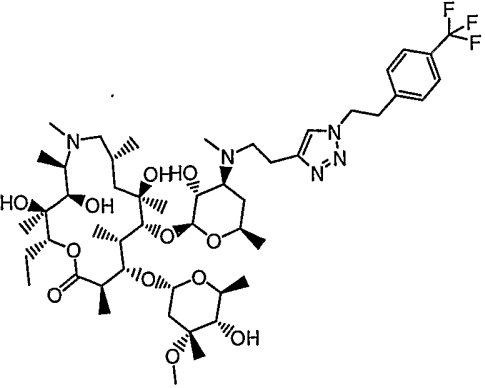
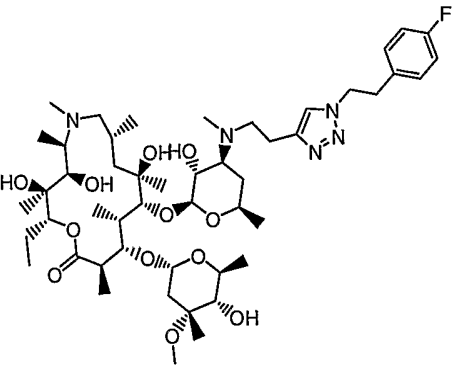
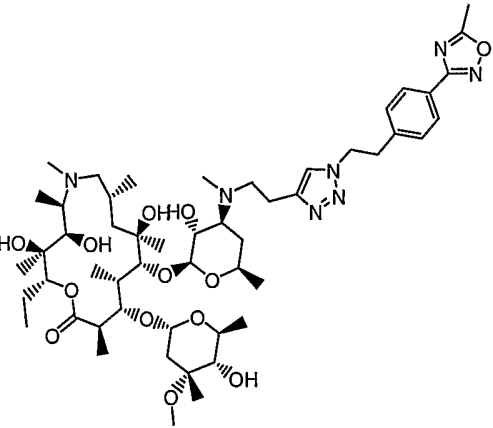
- 70 -



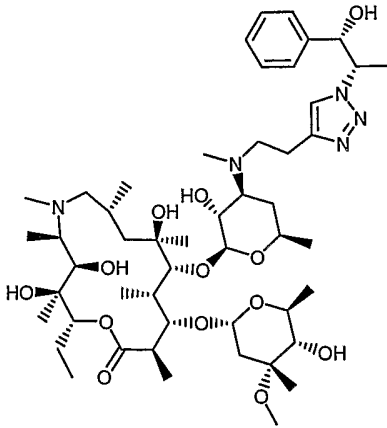
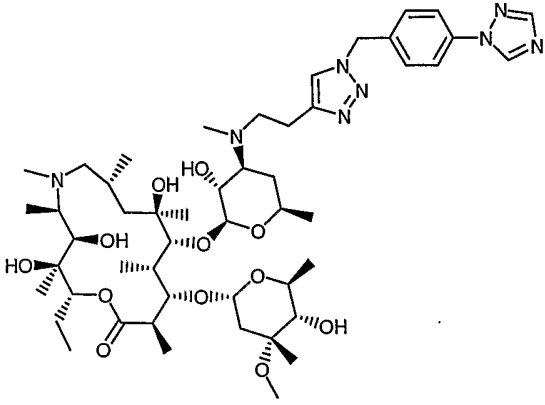
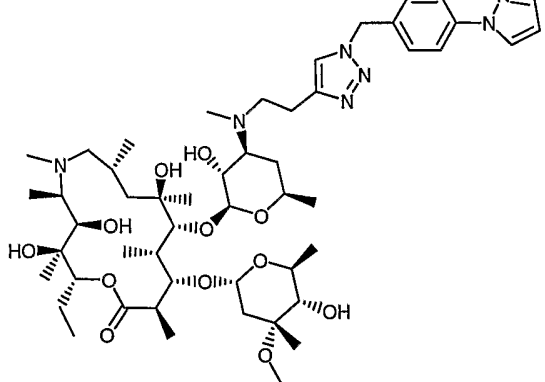
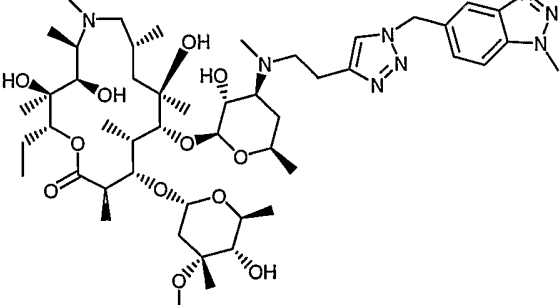
<p>117</p>	
<p>118</p>	

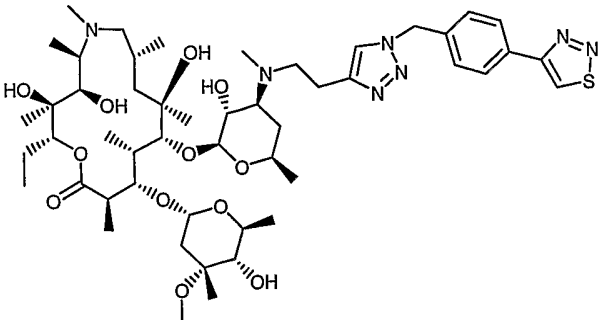
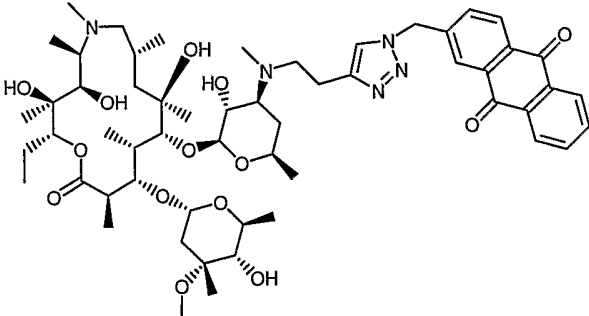
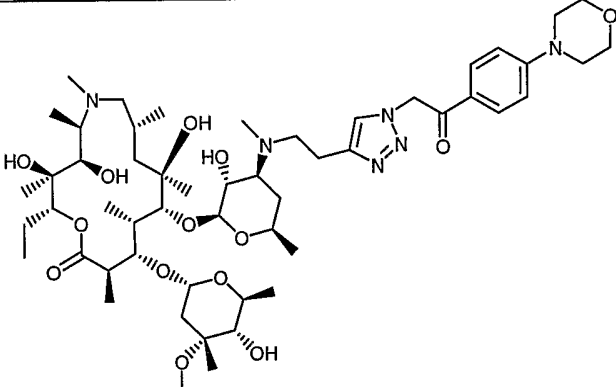
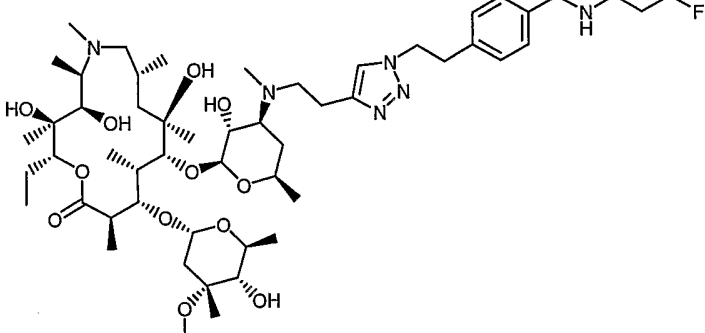
<p>120</p>	
<p>121</p>	
<p>122</p>	
<p>123</p>	

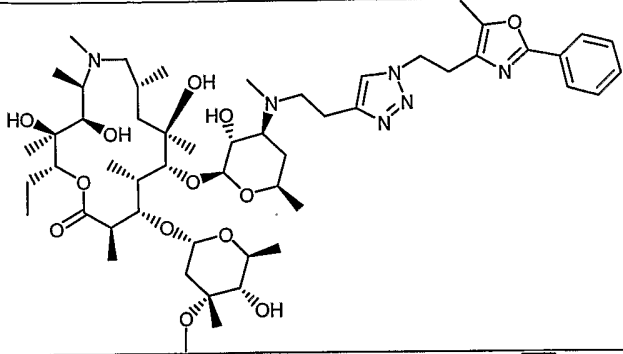
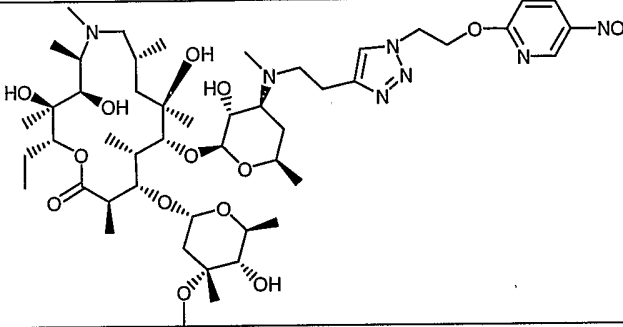
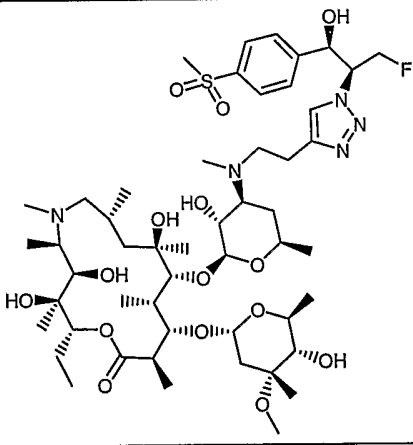
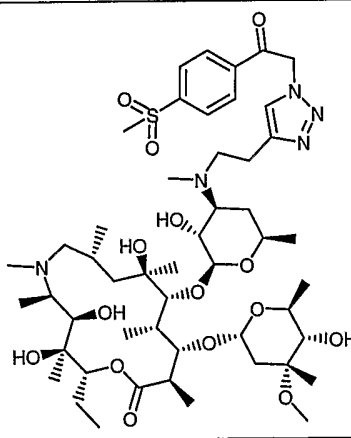
<p>124</p>	
<p>142</p>	
<p>125</p>	
<p>126</p>	

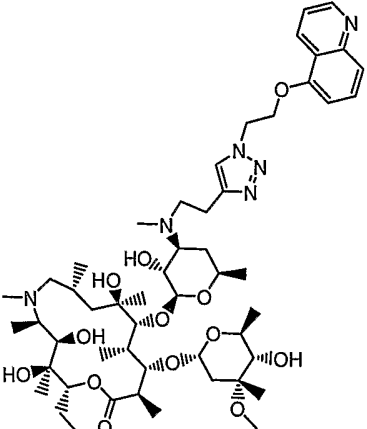
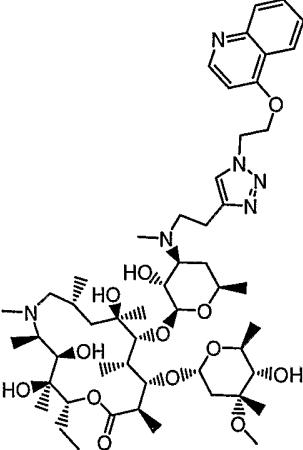
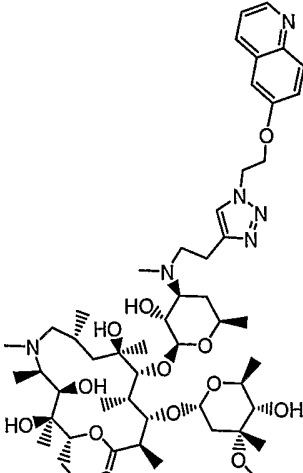
<p>129</p>	
<p>130</p>	
<p>131</p>	

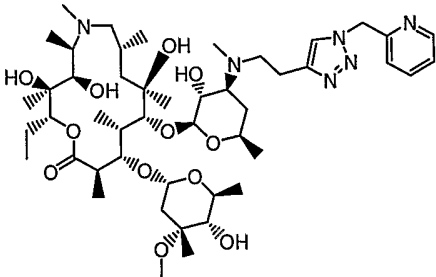
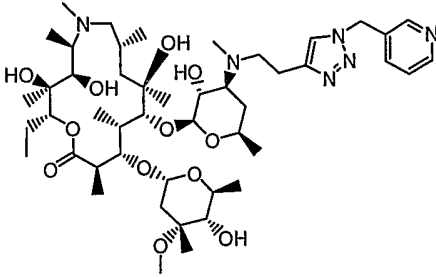
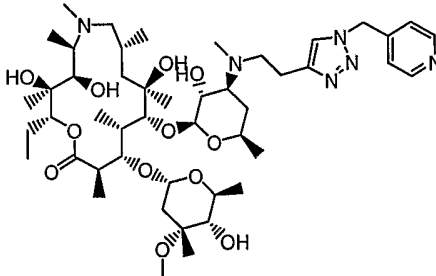
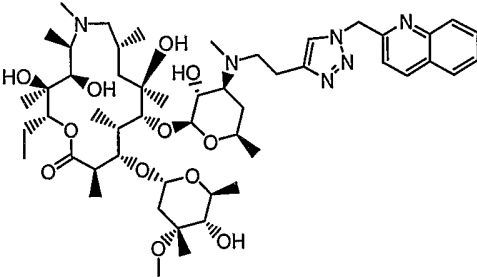
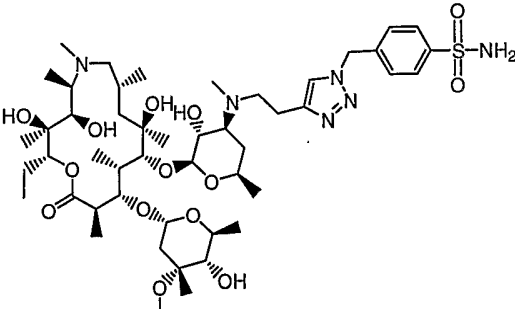
<p>132</p>	
<p>133</p>	
<p>134</p>	

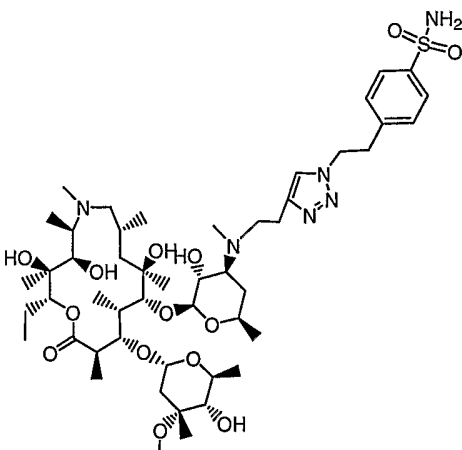
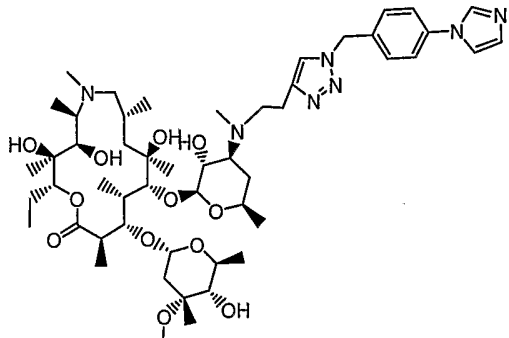
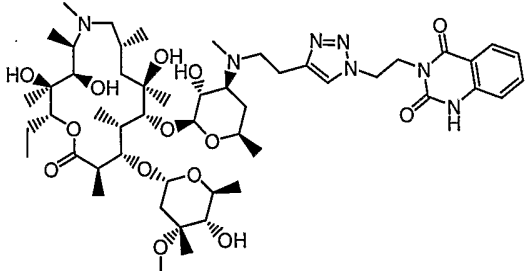
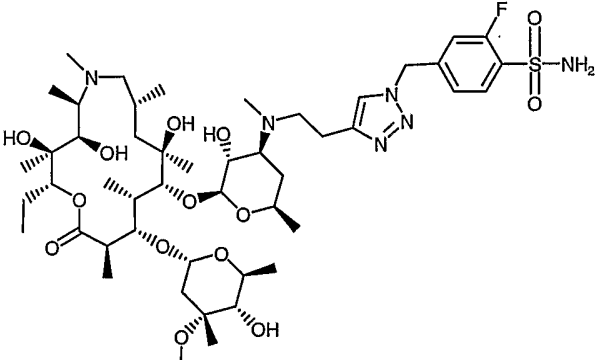
<p>135</p>	
<p>136</p>	
<p>137</p>	
<p>138</p>	

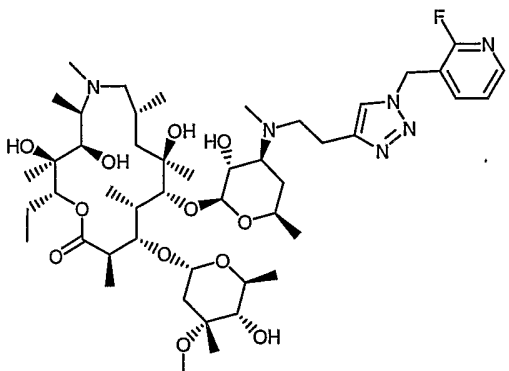
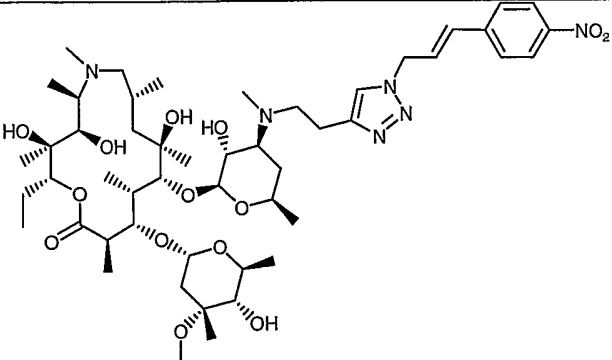
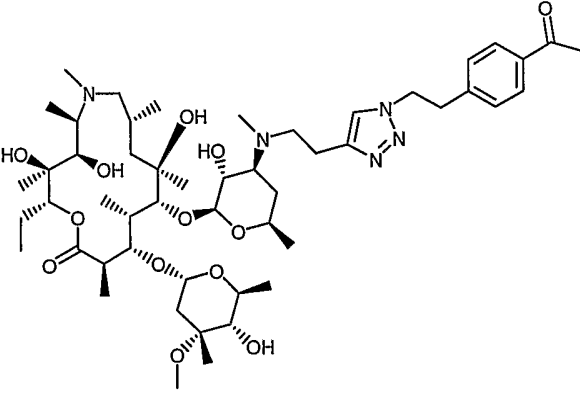
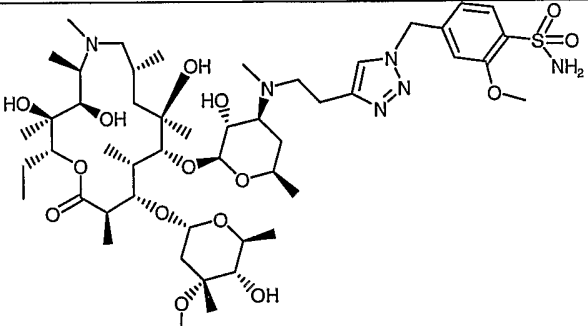
<p>139</p>	
<p>140</p>	
<p>141</p>	
<p>143</p>	

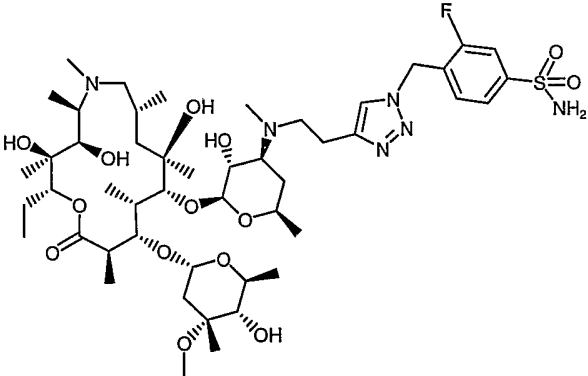
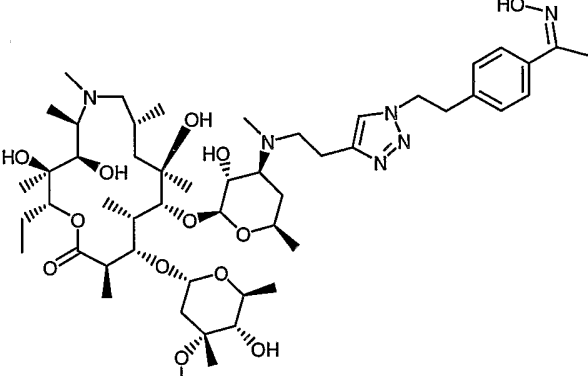
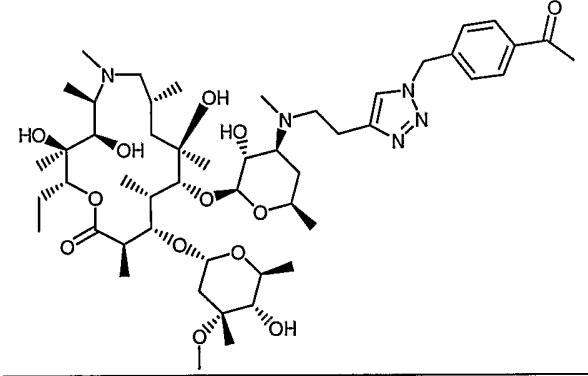
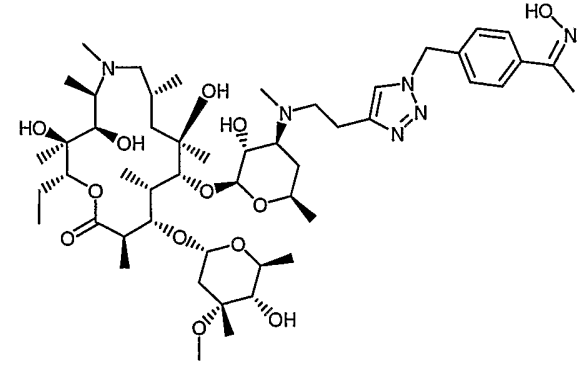
<p>144</p>	
<p>145</p>	
<p>146</p>	
<p>147</p>	

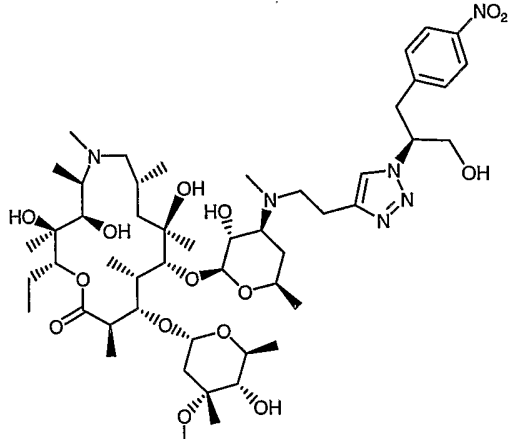
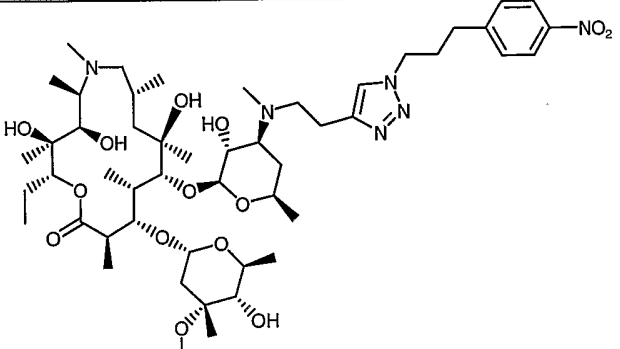
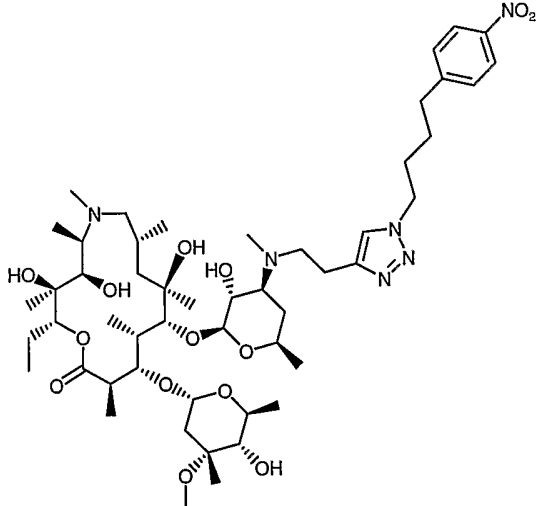
<p>148</p>	
<p>149</p>	
<p>150</p>	

<p>151</p>	
<p>152</p>	
<p>153</p>	
<p>154</p>	
<p>155</p>	

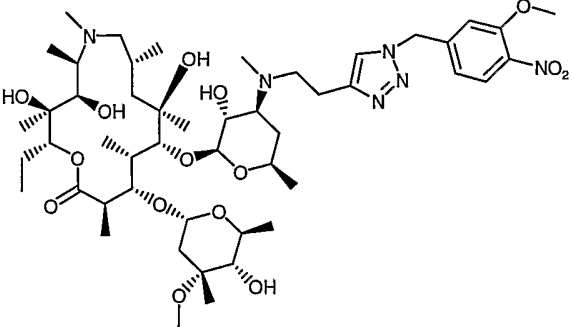
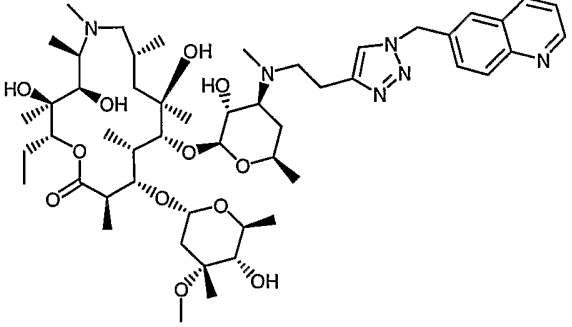
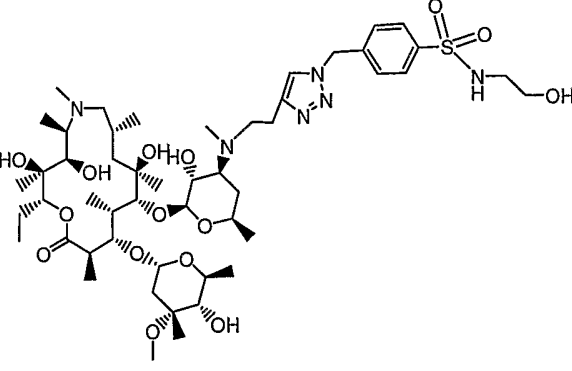
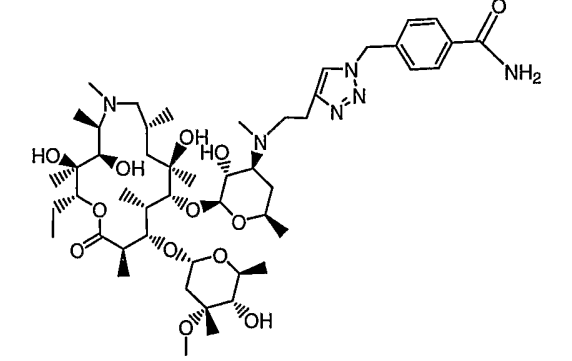
<p>156</p>	
<p>157</p>	
<p>158</p>	
<p>159</p>	

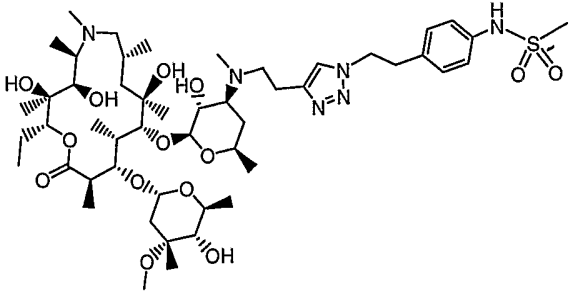
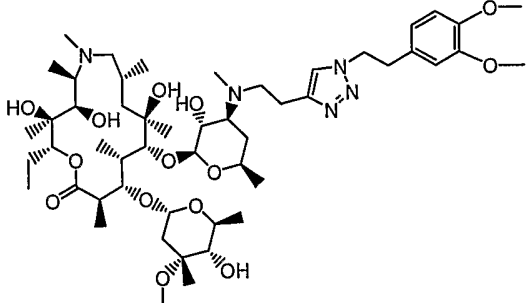
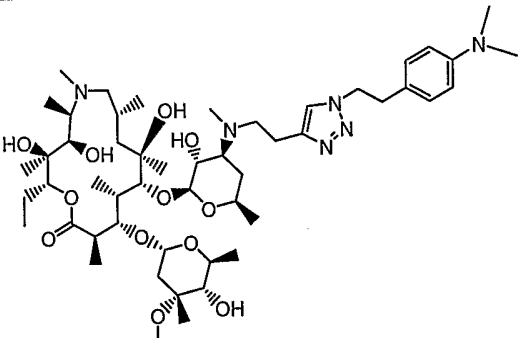
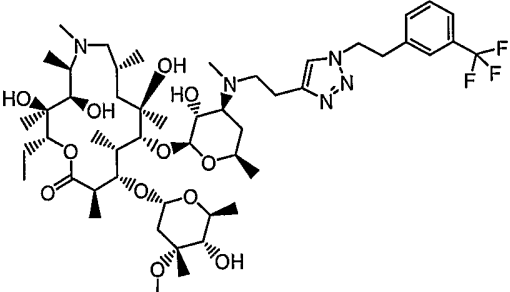
<p>160</p>	
<p>161</p>	
<p>162</p>	
<p>163</p>	

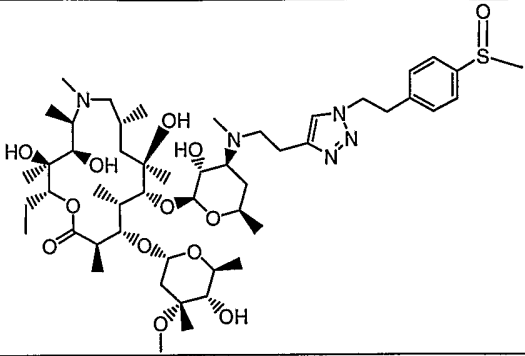
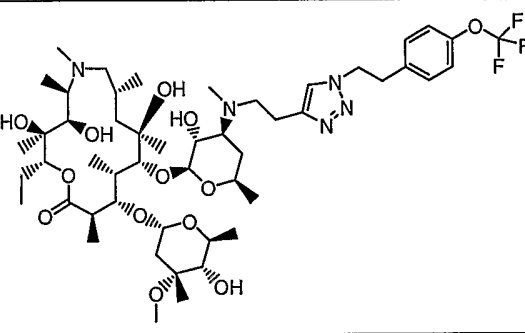
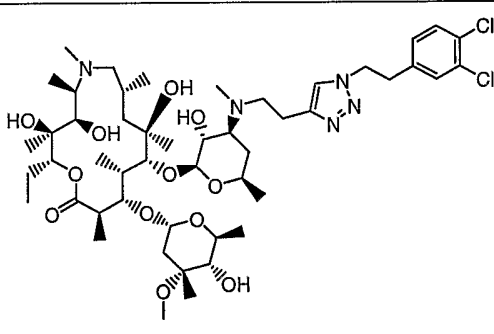
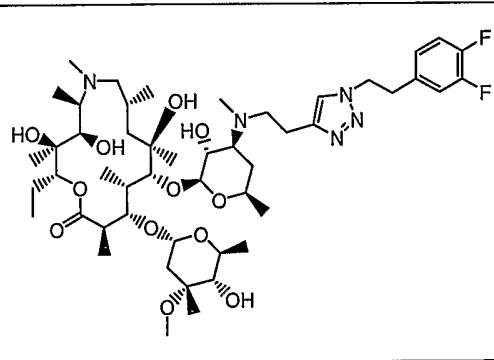
<p>164</p>	
<p>165</p>	
<p>166</p>	
<p>167</p>	

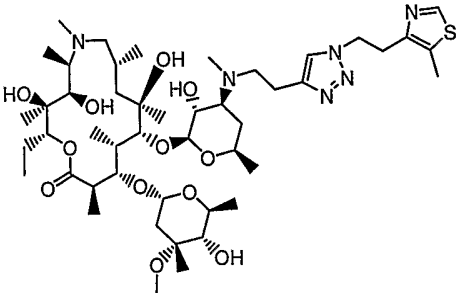
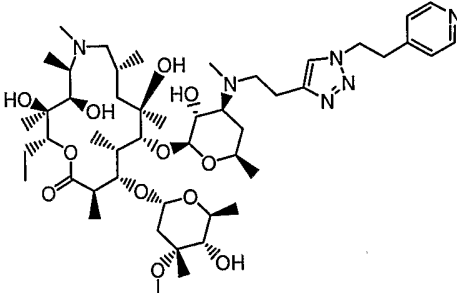
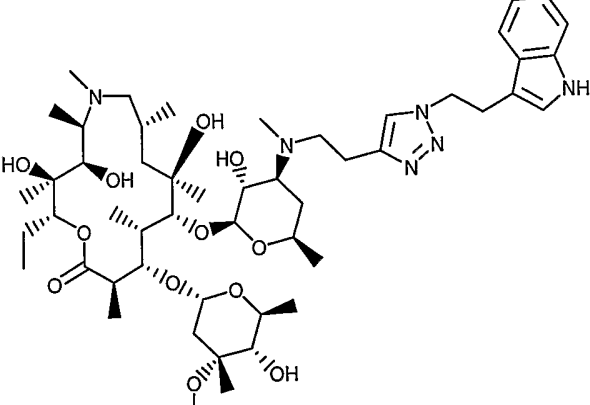
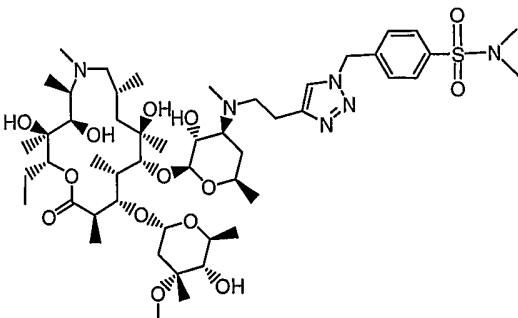
<p>168</p>	
<p>169</p>	
<p>170</p>	

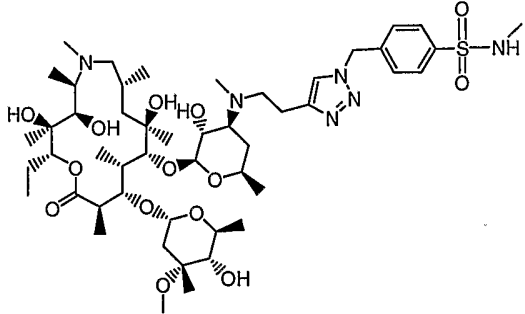
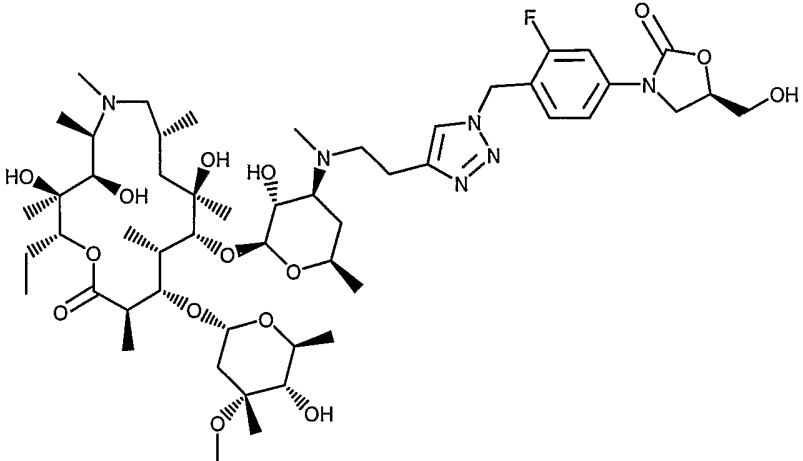
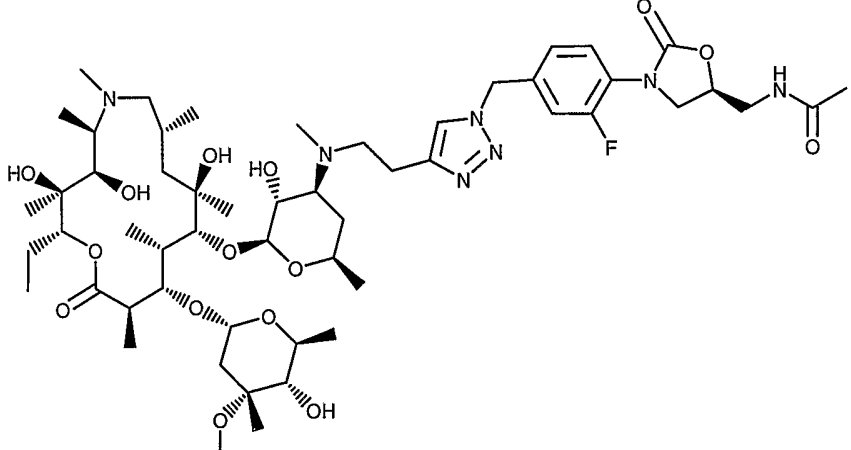
<p>171</p>	
<p>172</p>	
<p>173</p>	

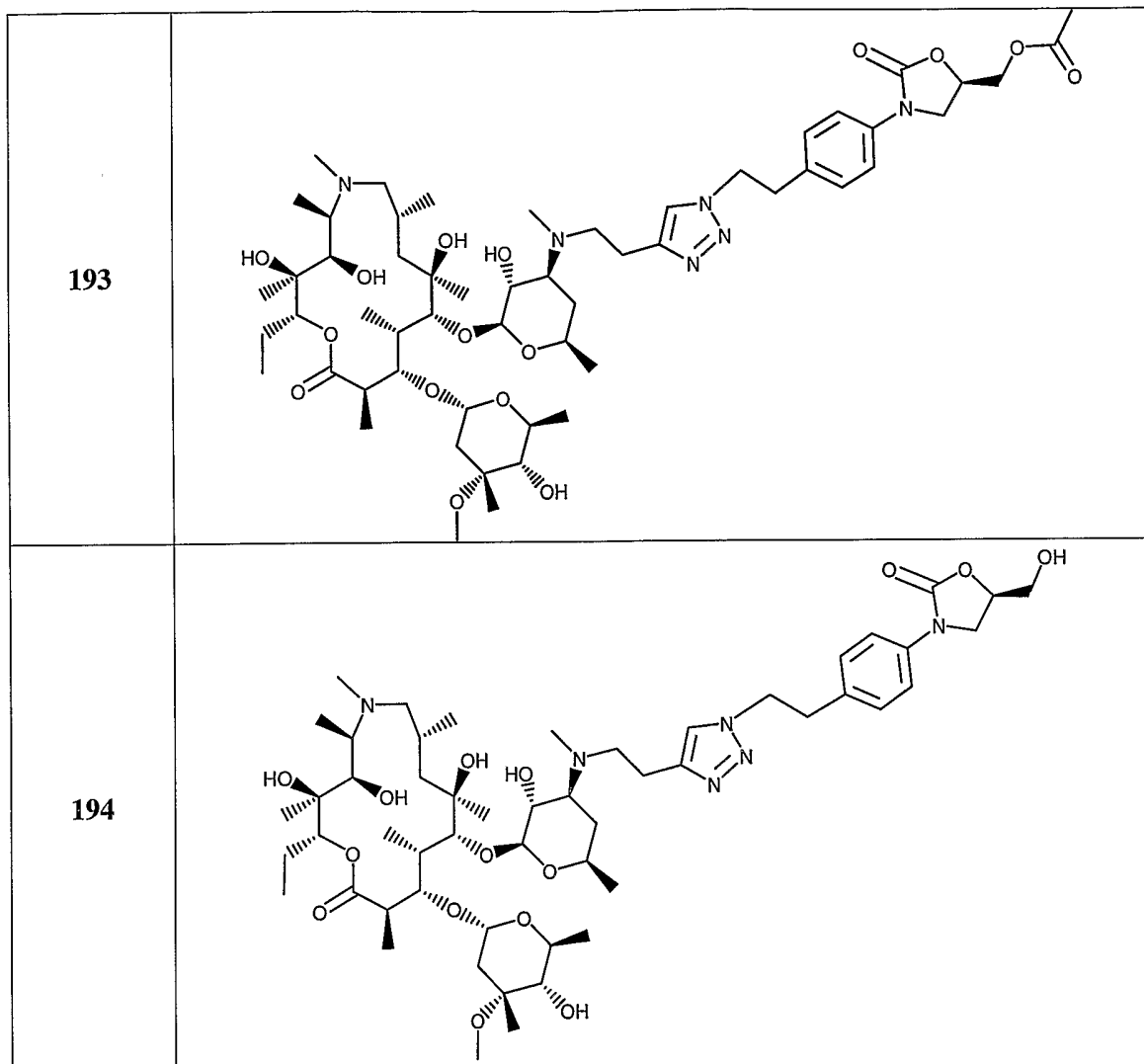
<p>174</p>	
<p>175</p>	
<p>176</p>	
<p>177</p>	

<p>178</p>	
<p>179</p>	
<p>180</p>	
<p>181</p>	

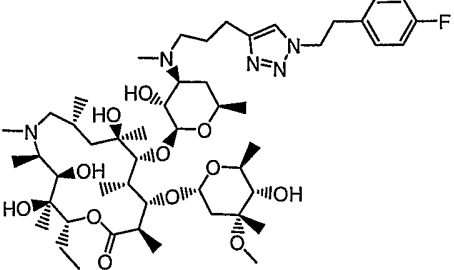
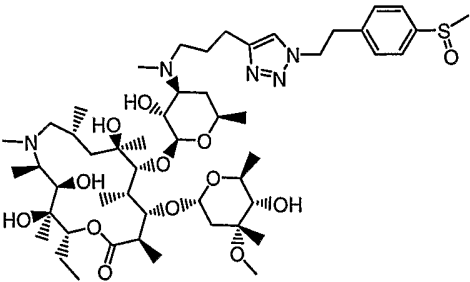
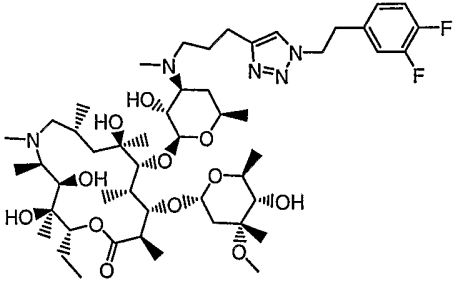
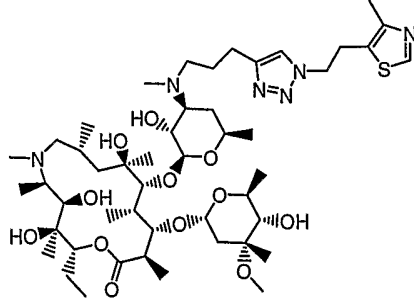
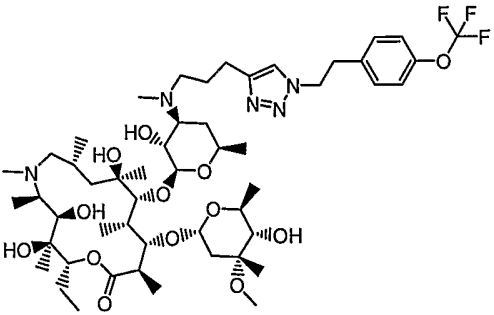
<p>182</p>	
<p>183</p>	
<p>184</p>	
<p>185</p>	

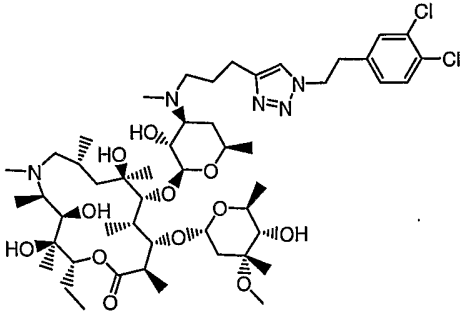
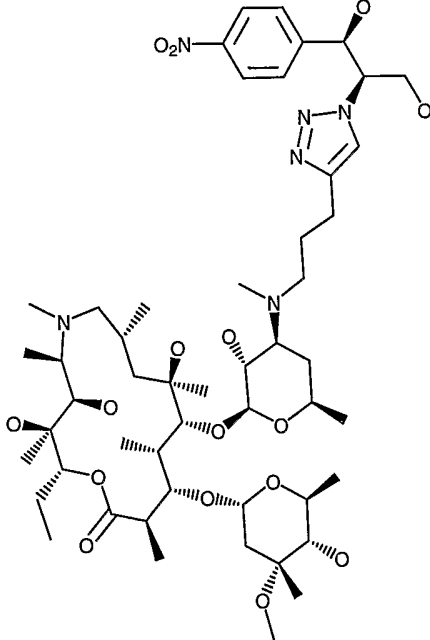
<p>186</p>	
<p>187</p>	
<p>188</p>	
<p>189</p>	

<p><b>190</b></p>	
<p><b>191</b></p>	
<p><b>192</b></p>	

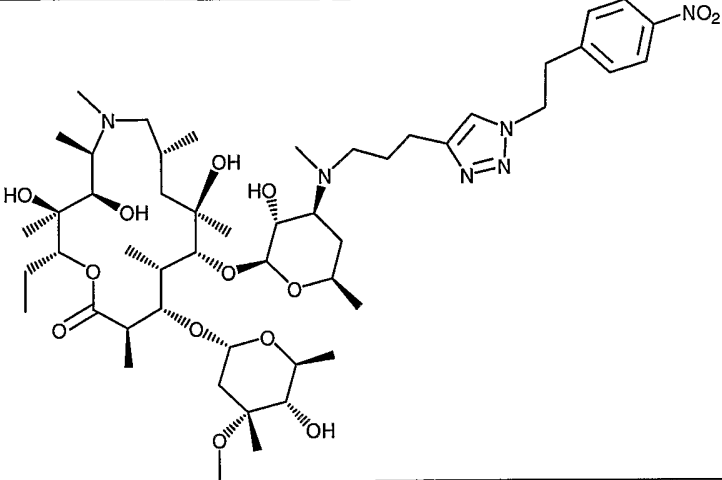
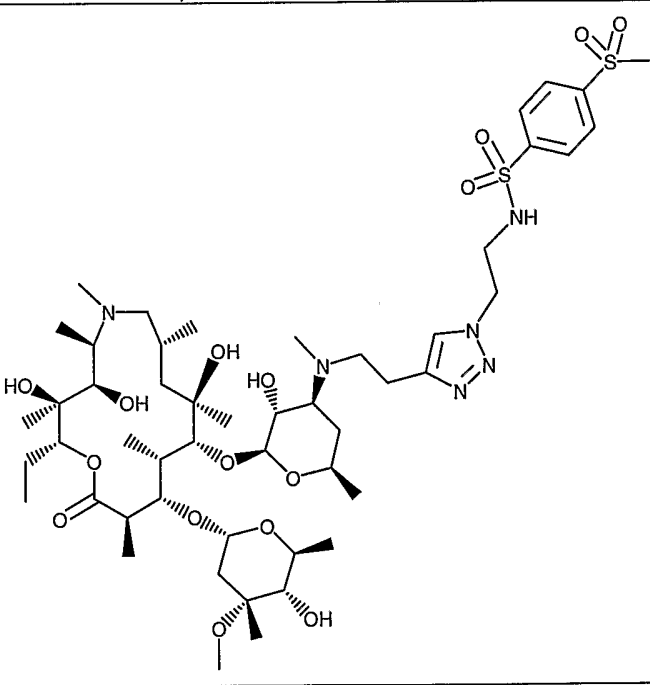
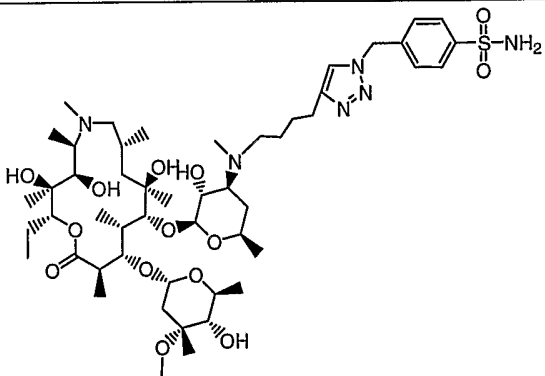


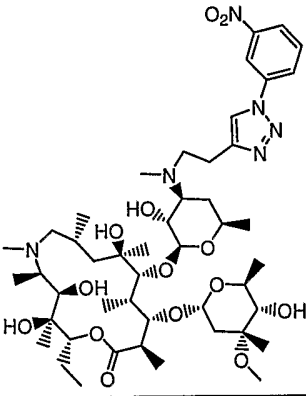
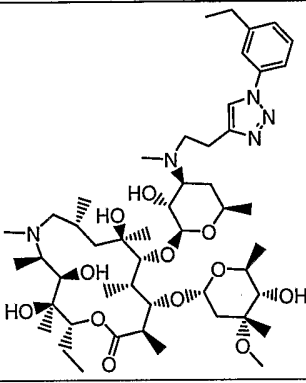
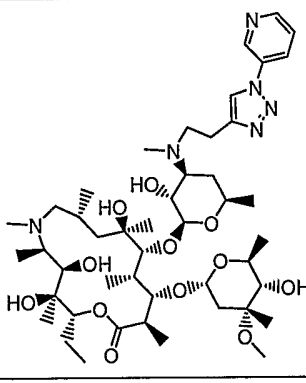
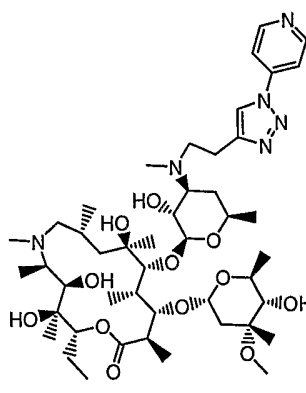
<p>195</p>	
<p>196</p>	
<p>197</p>	

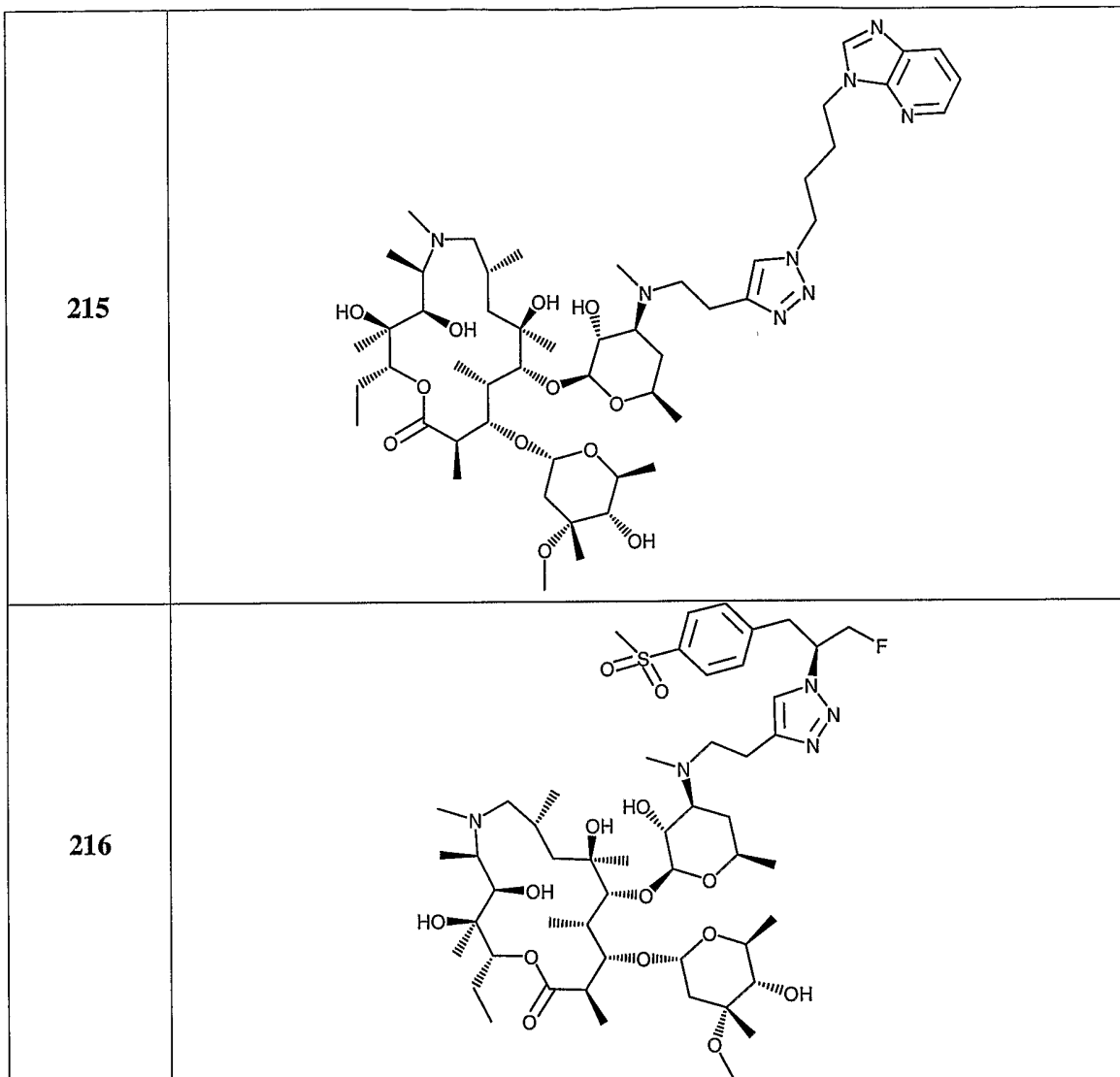
<p>198</p>	
<p>199</p>	
<p>200</p>	
<p>201</p>	
<p>202</p>	

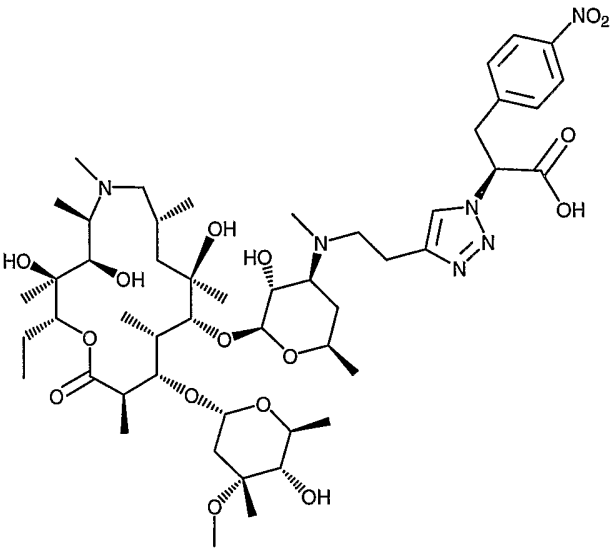
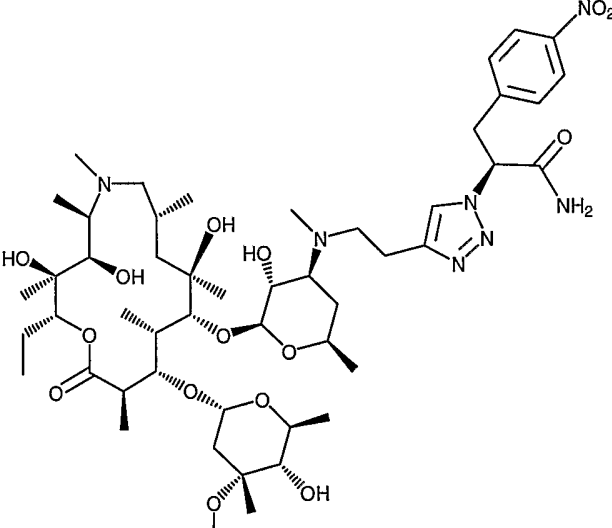
<p>203</p>	
<p>204</p>	

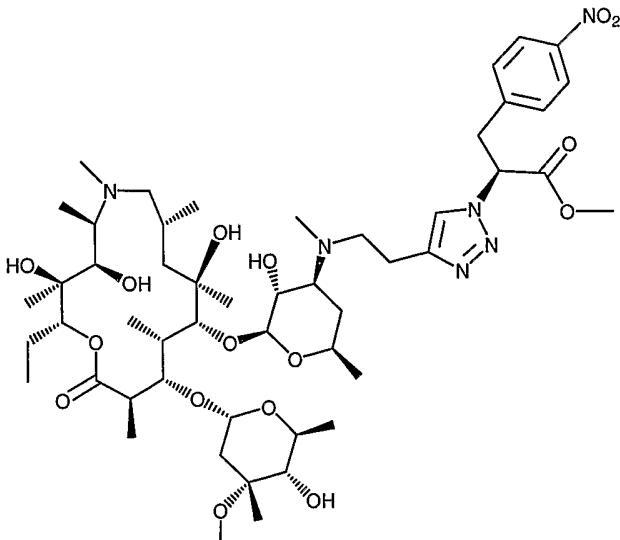
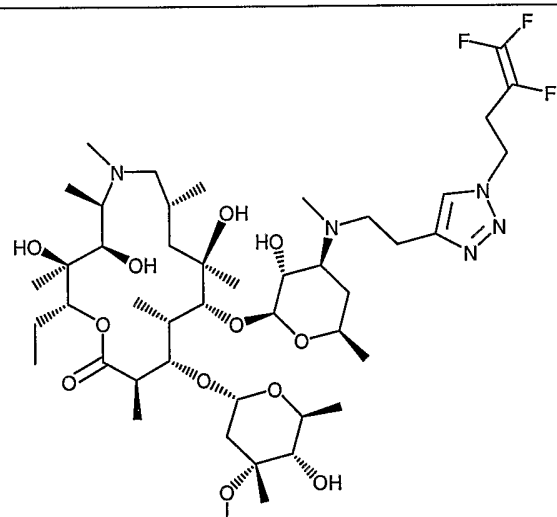
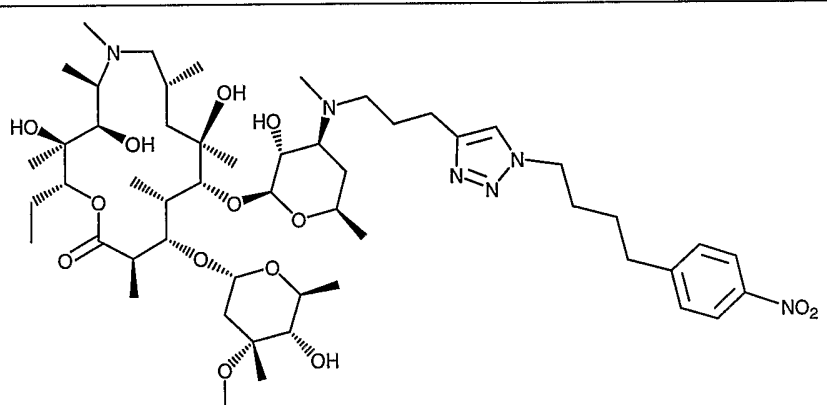
<p>205</p>	
<p>206</p>	
<p>207</p>	

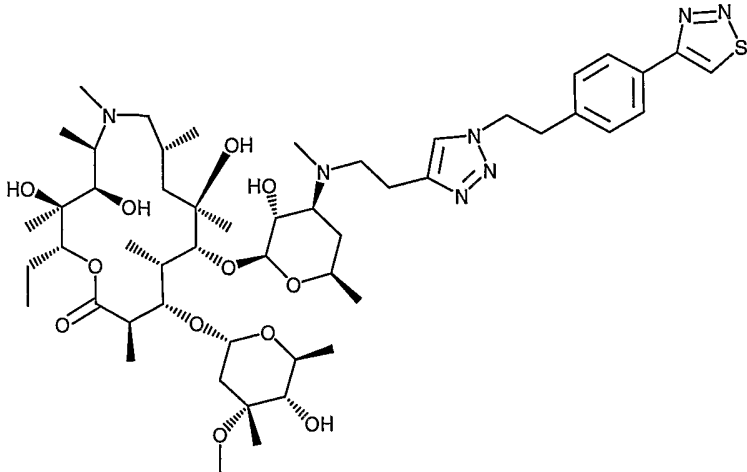
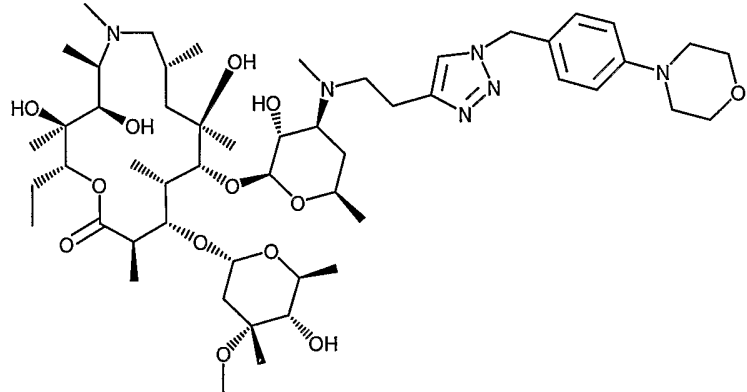
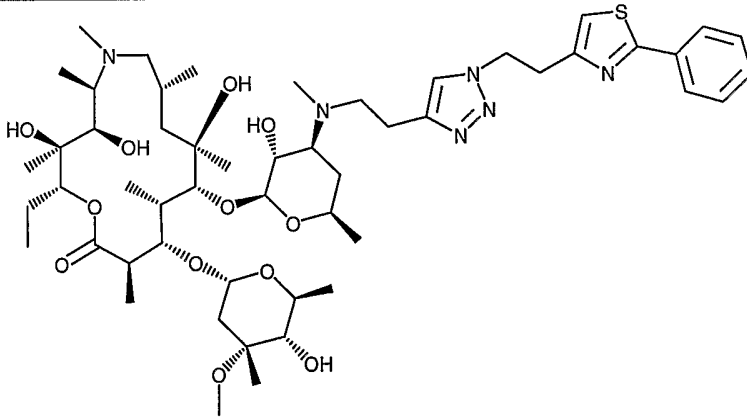
<p>208</p>	
<p>209</p>	
<p>210</p>	

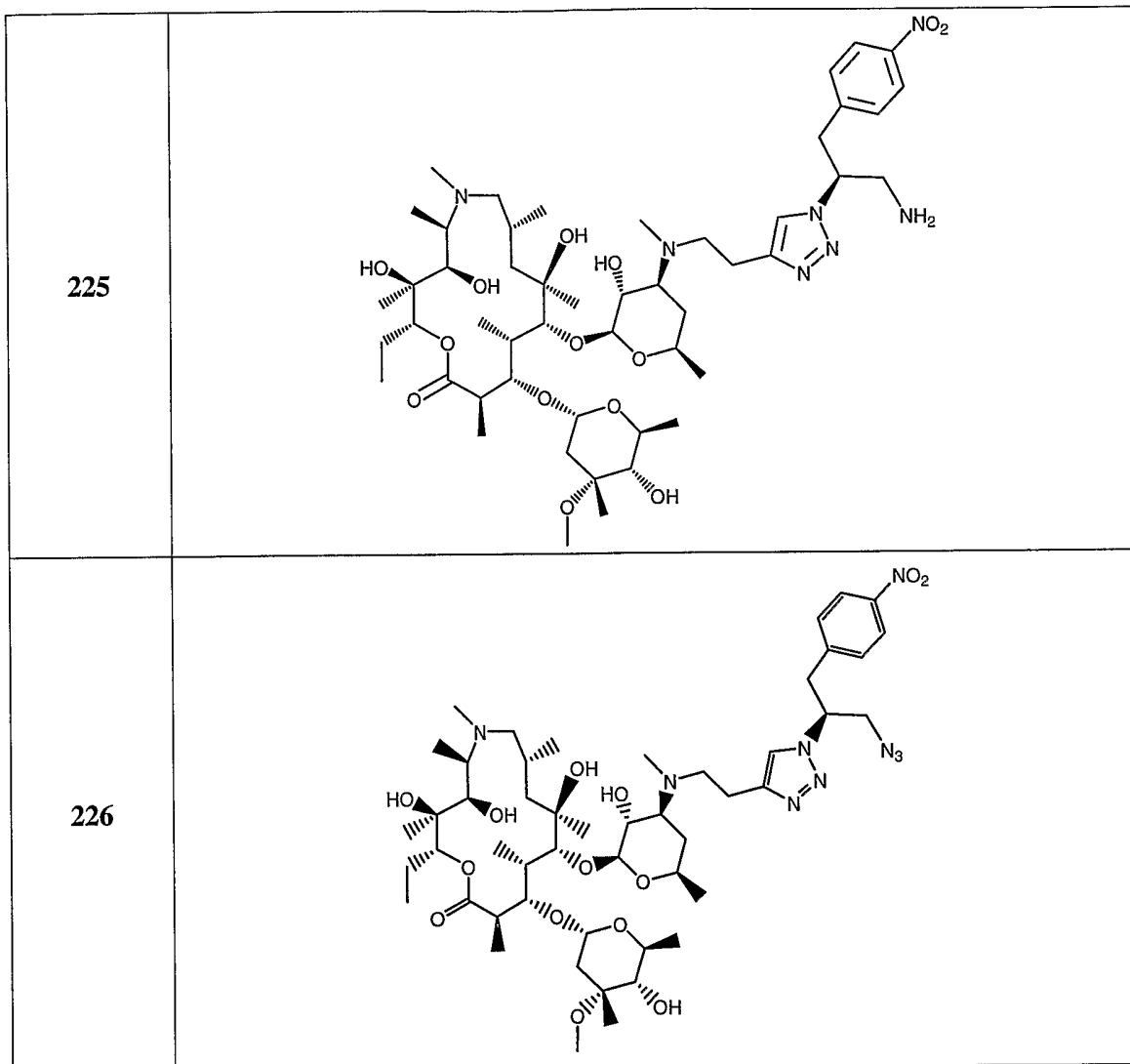
<p>211</p>	
<p>212</p>	
<p>213</p>	
<p>214</p>	

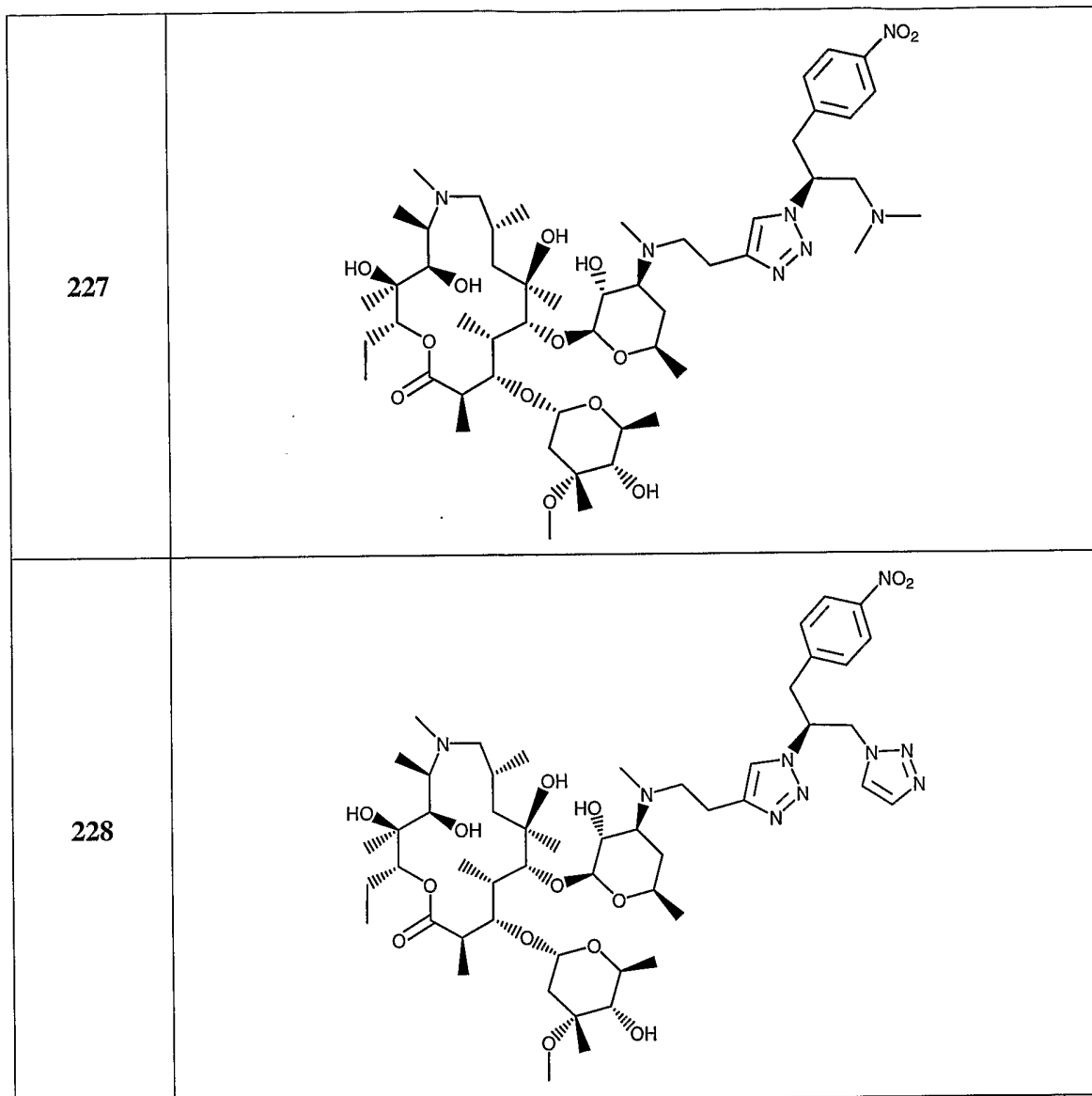


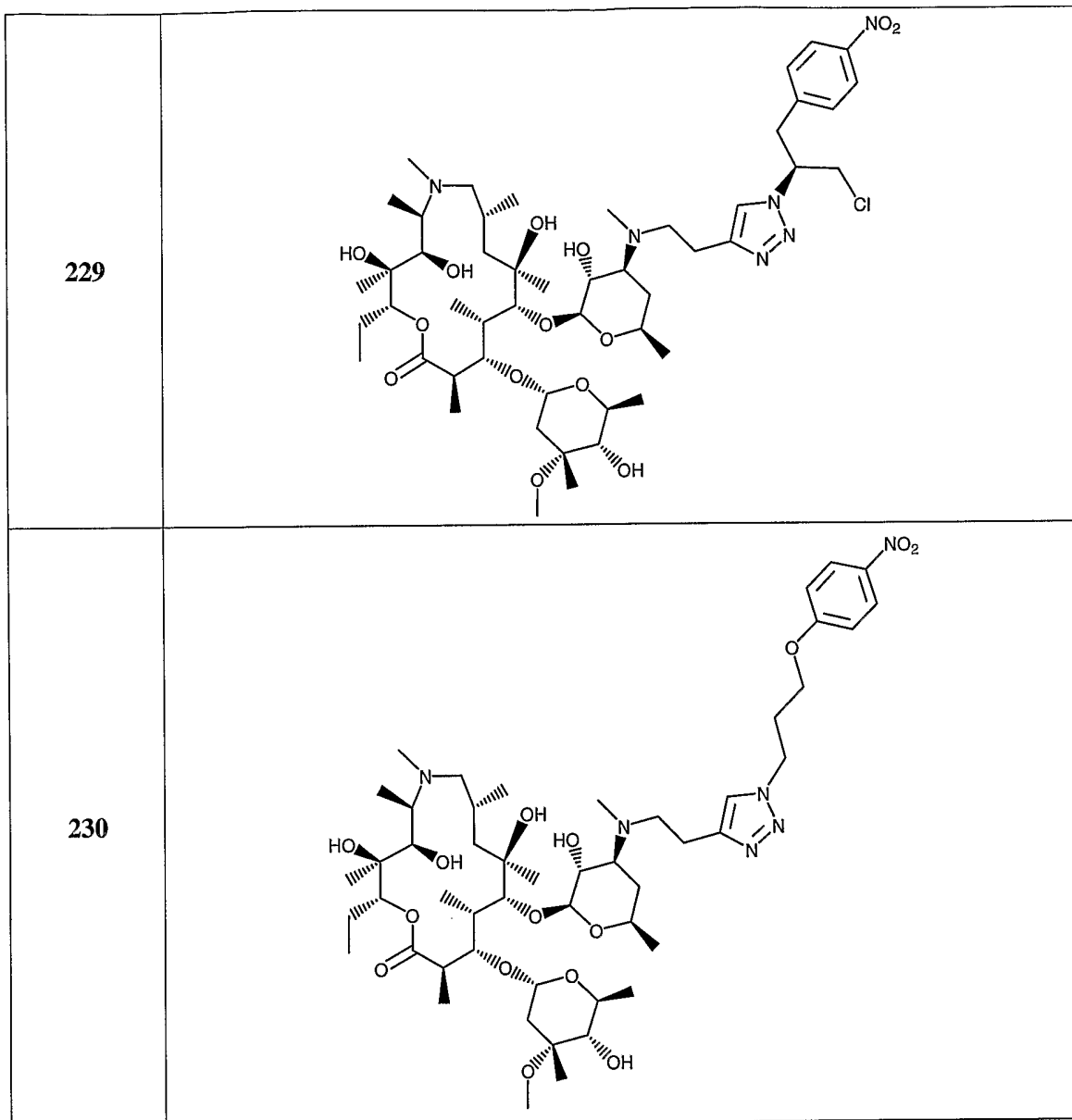
217	 <chem>CN1CC[C@H](C[C@@H]2[C@@H](O)[C@H](C)O[C@H]2C(=O)OC)C[C@@H](O)C1CCN(C)CC[C@H]3C[C@@H](O)[C@H](C)O[C@H]3C(=O)NCC4=CN=CN4C[C@@H](C(=O)O)C5=CC=C(C=C5)[N+](=O)[O-]</chem>
218	 <chem>CN1CC[C@H](C[C@@H]2[C@@H](O)[C@H](C)O[C@H]2C(=O)OC)C[C@@H](O)C1CCN(C)CC[C@H]3C[C@@H](O)[C@H](C)O[C@H]3C(=O)NCC4=CN=CN4C[C@@H](C(=O)N)C5=CC=C(C=C5)[N+](=O)[O-]</chem>

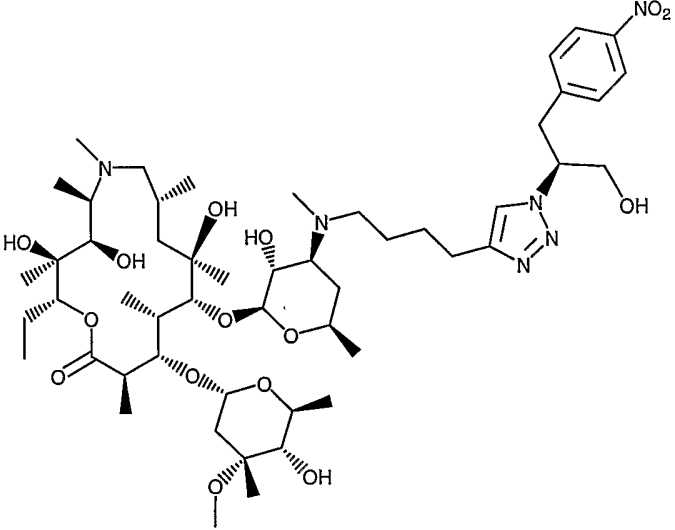
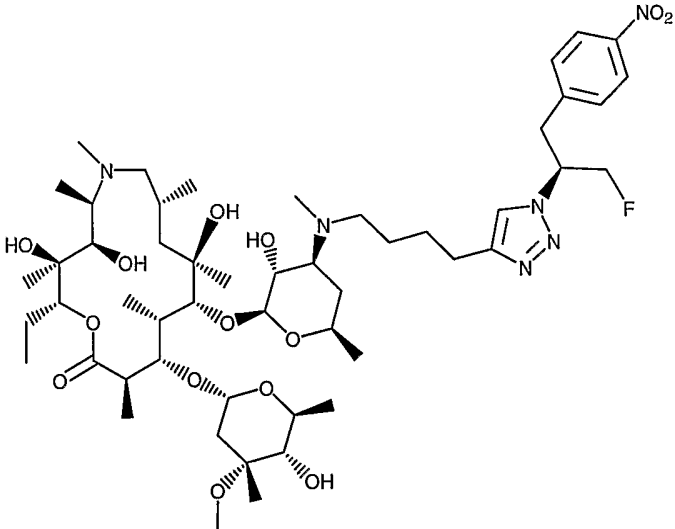
219	 <p>Chemical structure 219: A complex molecule featuring a central bicyclic core with multiple hydroxyl groups and methyl substituents. It is linked via a propyl chain to a 1,2,4-triazole ring, which is further substituted with a 4-nitrobenzyl group and a methyl ester group.</p>
220	 <p>Chemical structure 220: A complex molecule featuring a central bicyclic core with multiple hydroxyl groups and methyl substituents. It is linked via a propyl chain to a 1,2,4-triazole ring, which is further substituted with a 2,2,2-trifluoroethyl group.</p>
221	 <p>Chemical structure 221: A complex molecule featuring a central bicyclic core with multiple hydroxyl groups and methyl substituents. It is linked via a propyl chain to a 1,2,4-triazole ring, which is further substituted with a 4-nitrobutyl group.</p>

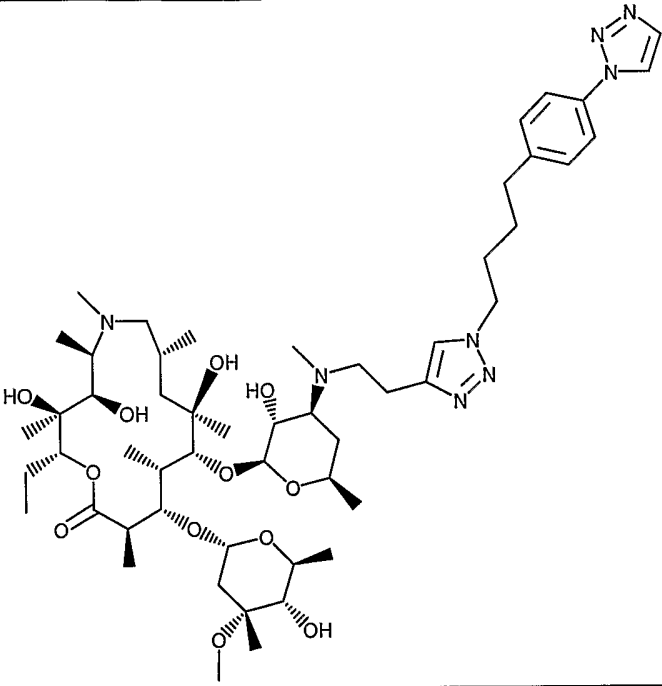
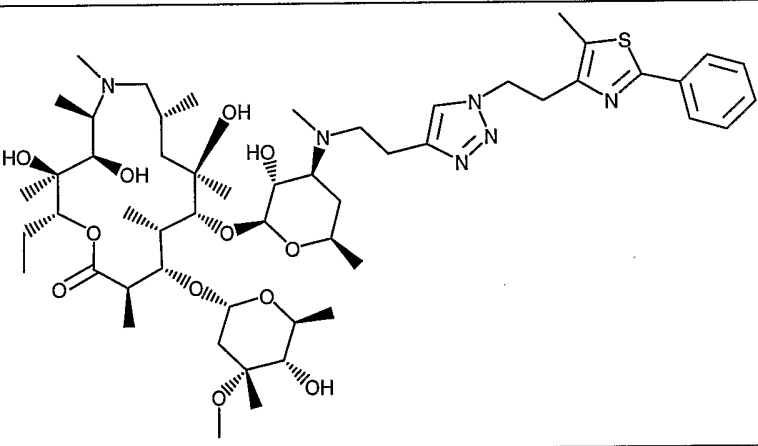
222	
223	
224	

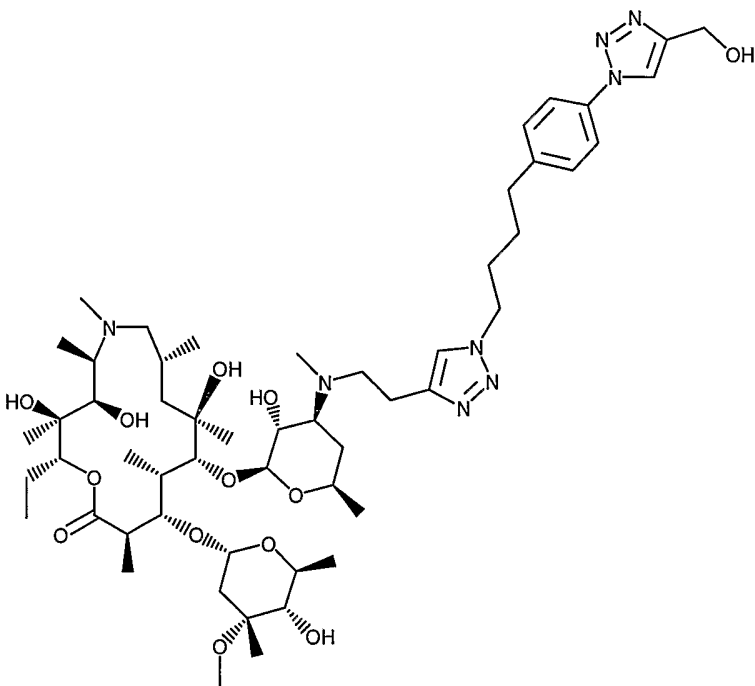
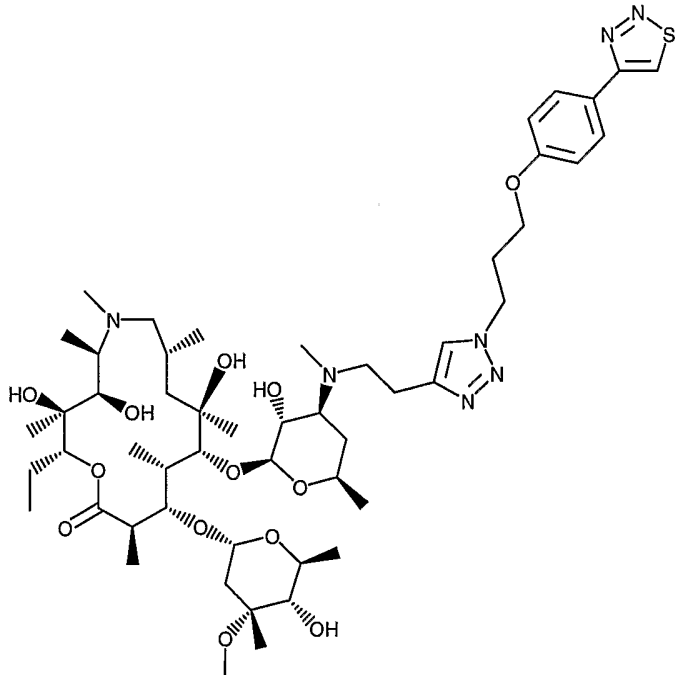


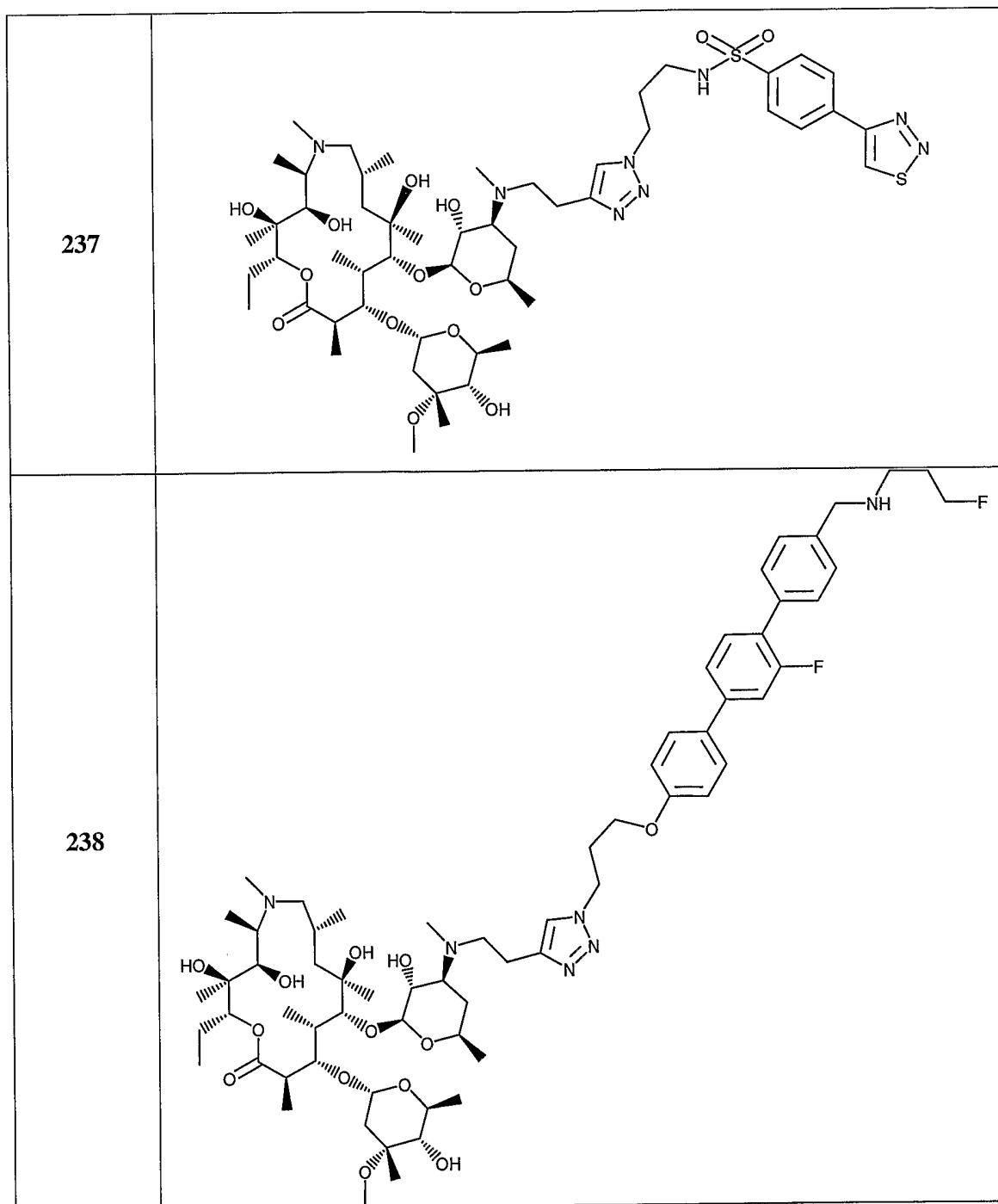


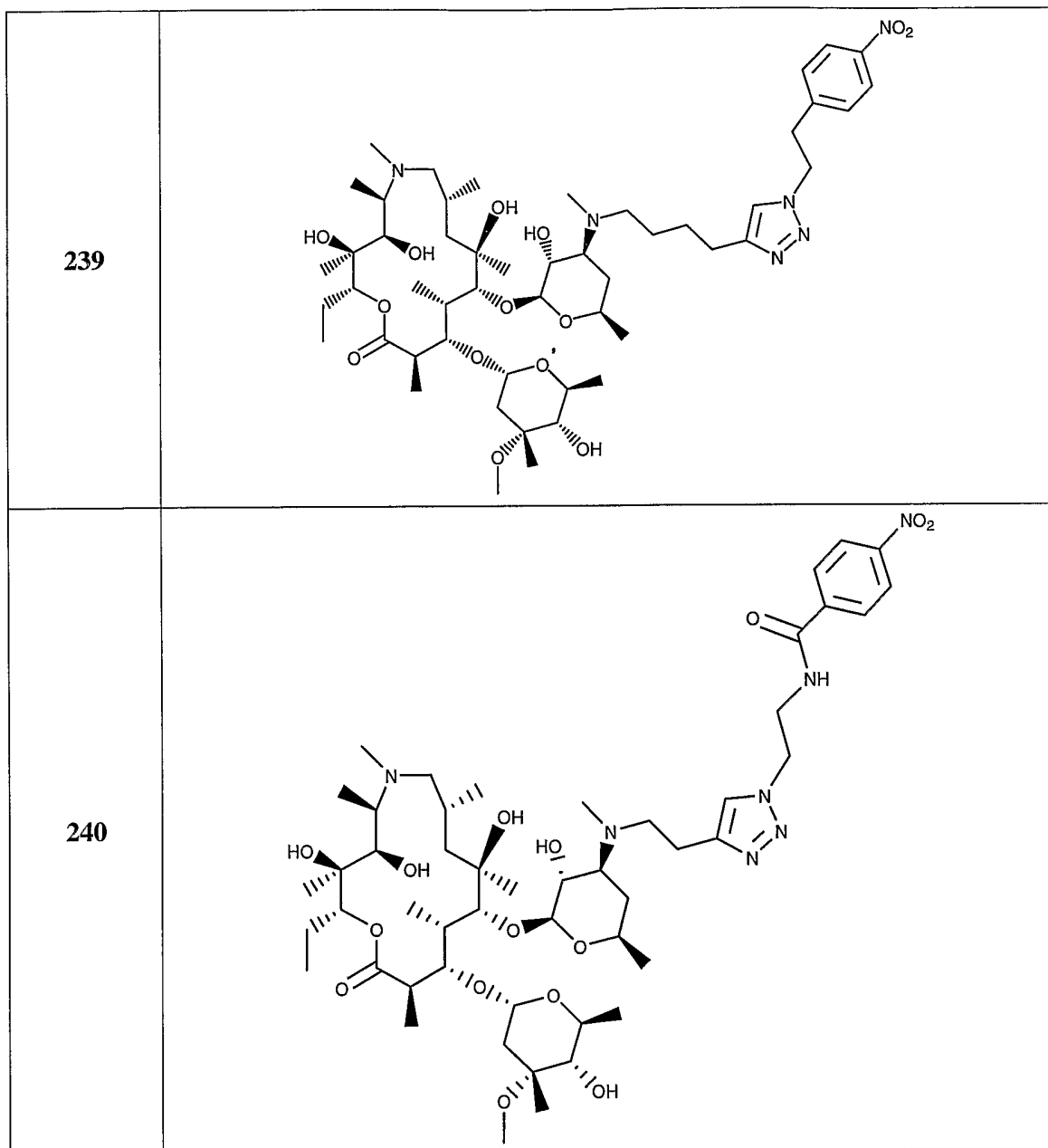


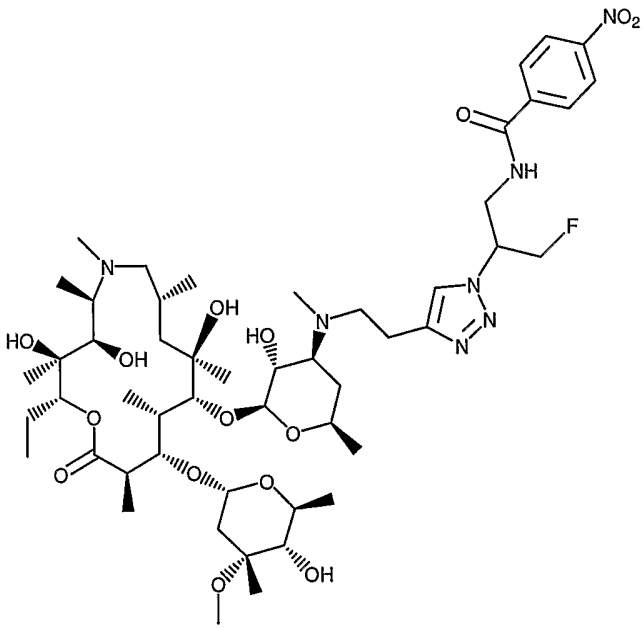
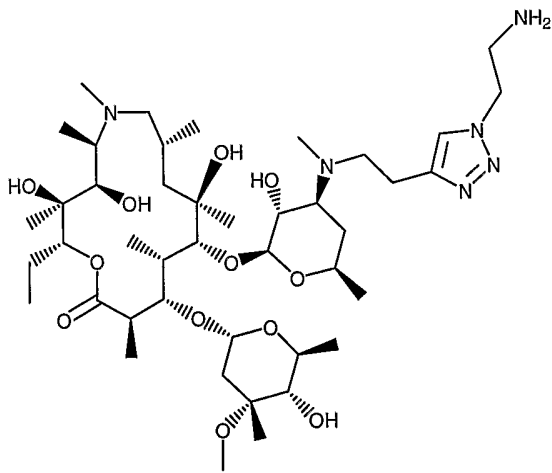
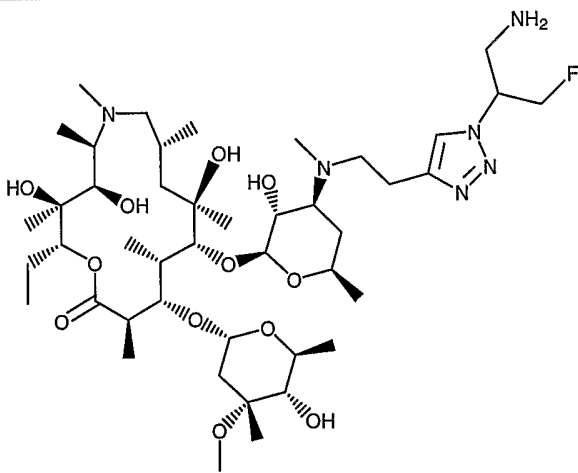
<p>231</p>	
<p>232</p>	

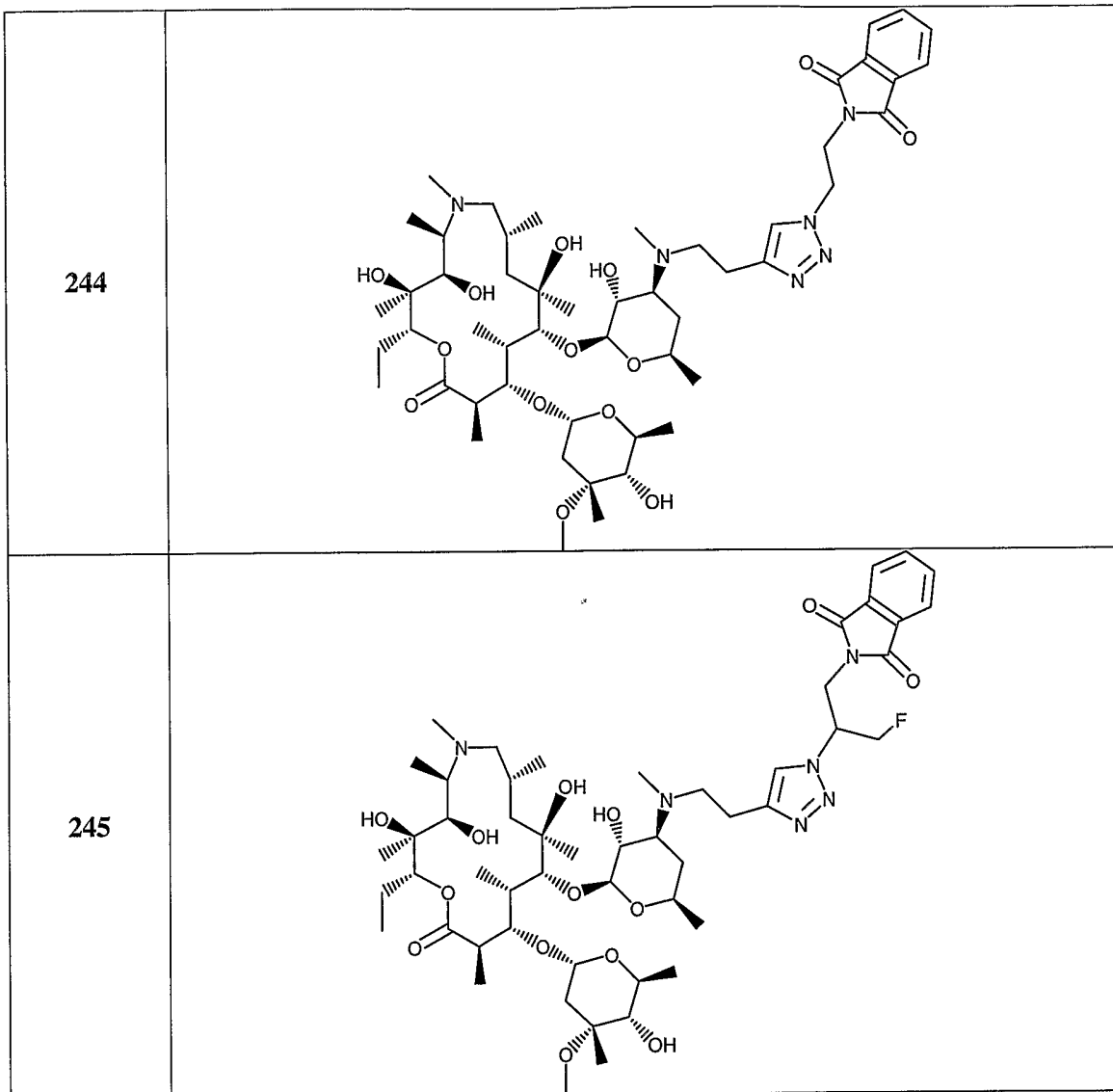
<p>233</p>	
<p>234</p>	

<p>235</p>	
<p>236</p>	

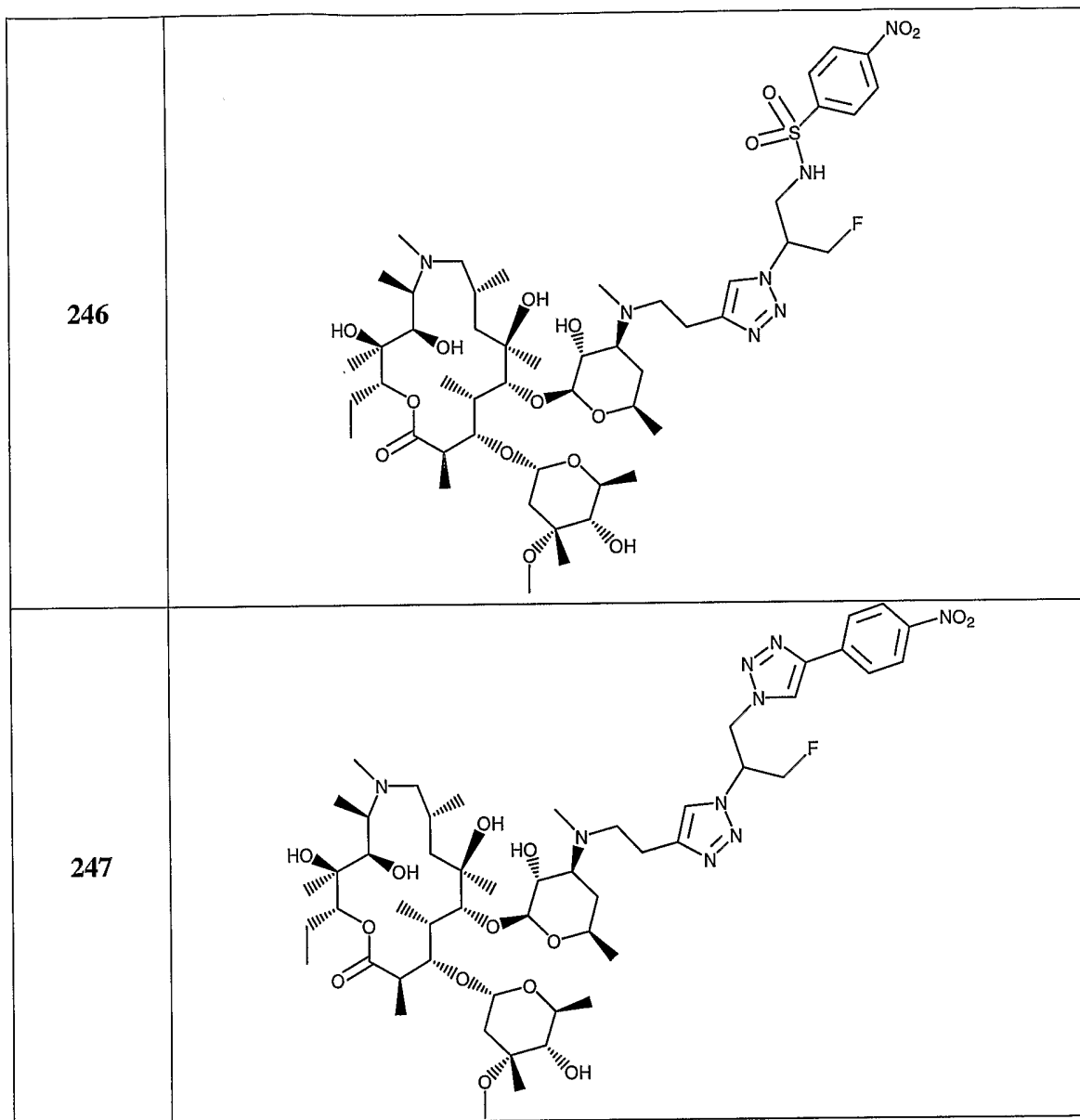


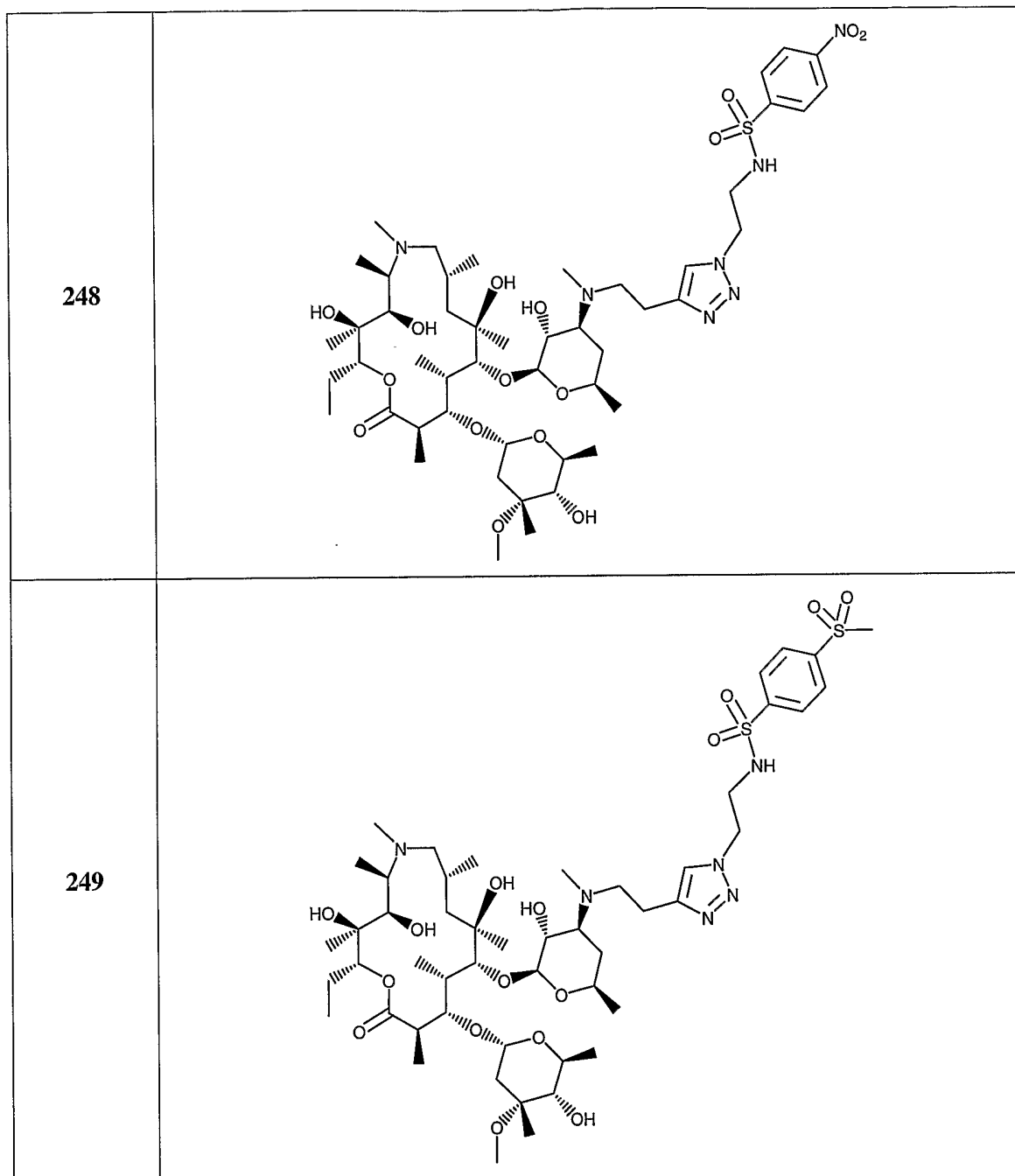


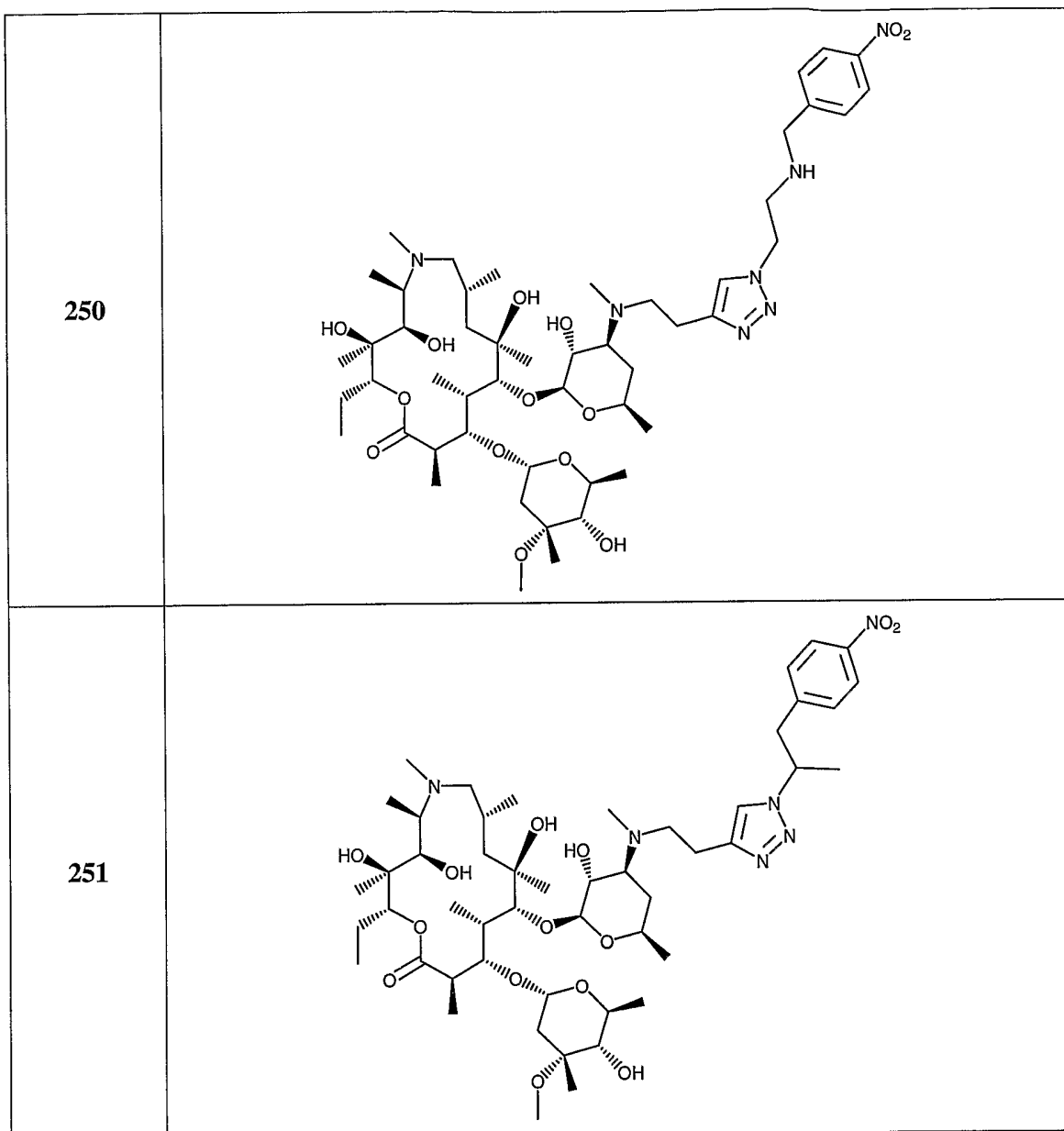
241	 <p>Chemical structure 241: A complex molecule featuring a central bicyclic core with multiple hydroxyl groups and methyl substituents. It is linked via a chain to a 1,2,4-triazole ring, which is further substituted with a 2-(2-fluoroethyl)ethylamino group and a 4-nitrobenzamide group.</p>
242	 <p>Chemical structure 242: A complex molecule featuring a central bicyclic core with multiple hydroxyl groups and methyl substituents. It is linked via a chain to a 1,2,4-triazole ring, which is further substituted with a 2-aminoethylamino group.</p>
243	 <p>Chemical structure 243: A complex molecule featuring a central bicyclic core with multiple hydroxyl groups and methyl substituents. It is linked via a chain to a 1,2,4-triazole ring, which is further substituted with a 2-(2-aminoethyl)ethylamino group.</p>



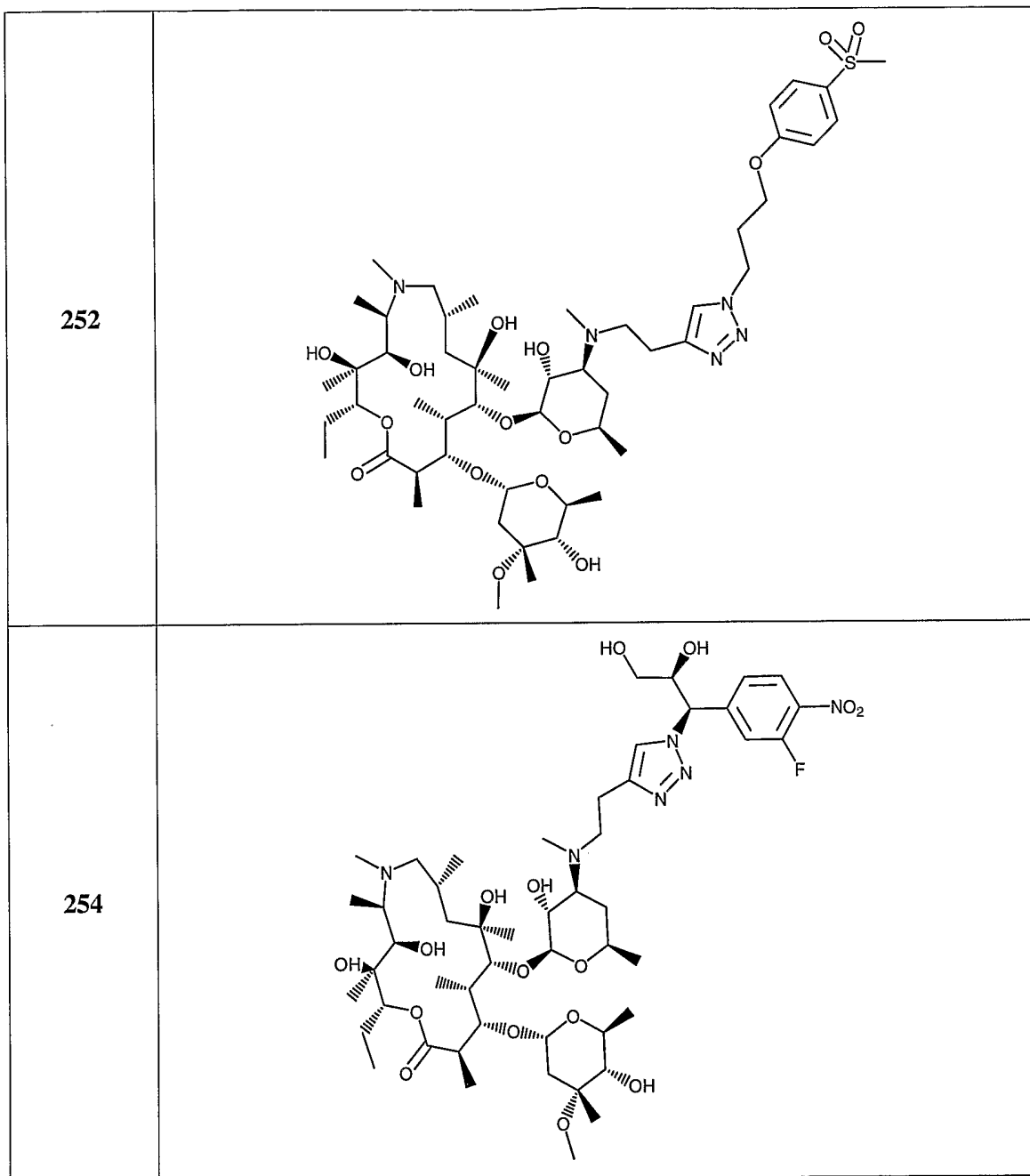
- 112 -





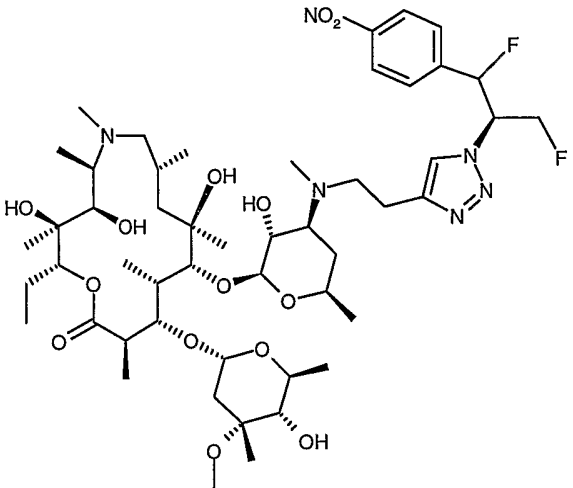
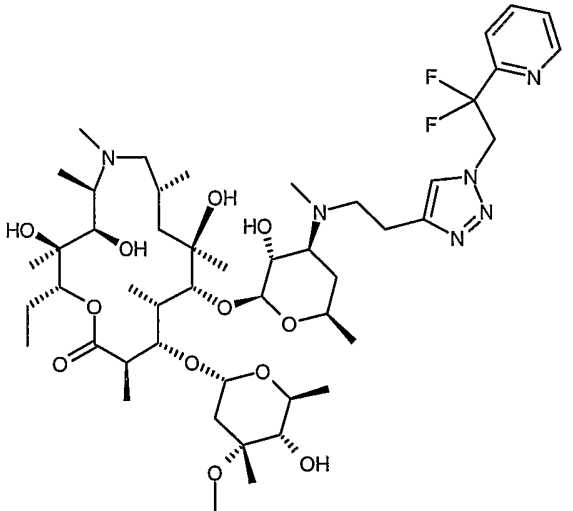
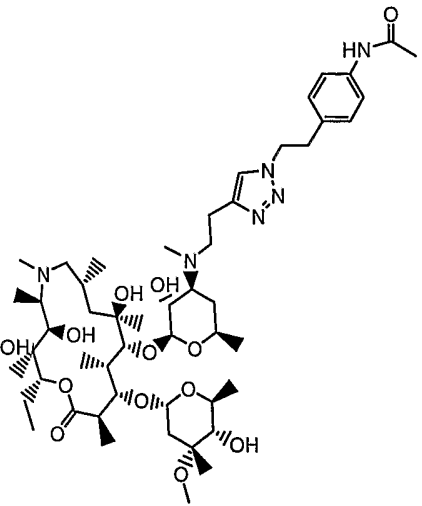


- 115 -

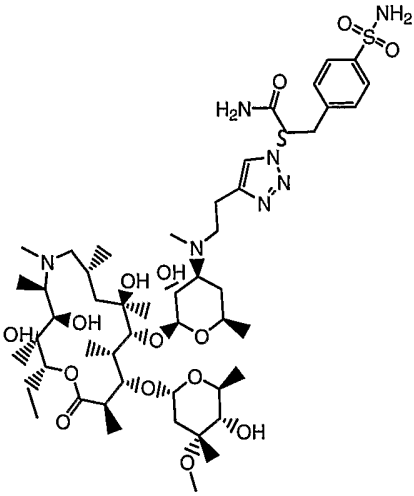
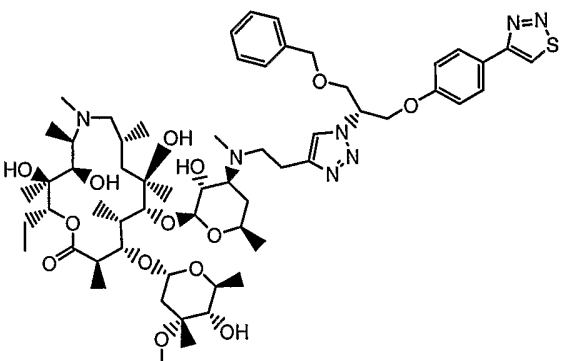
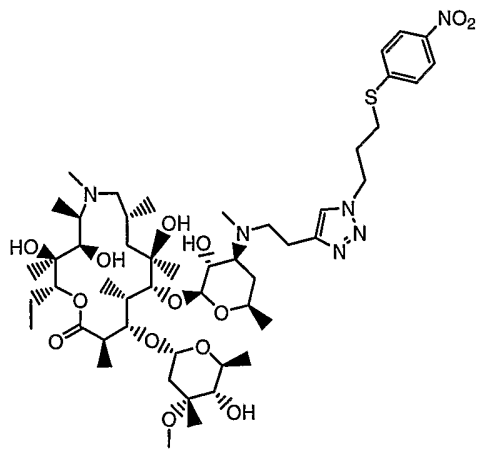


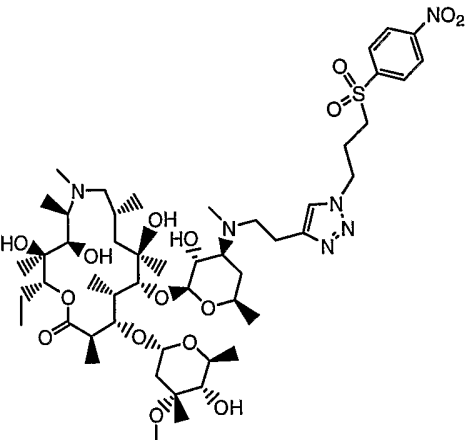
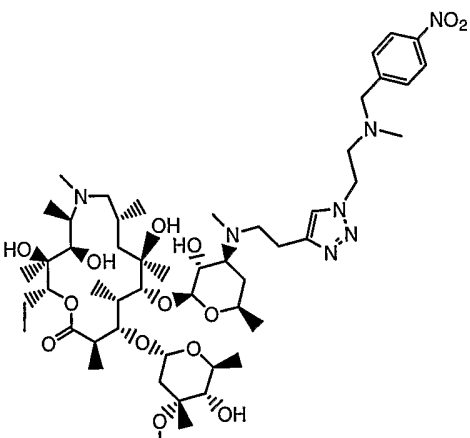
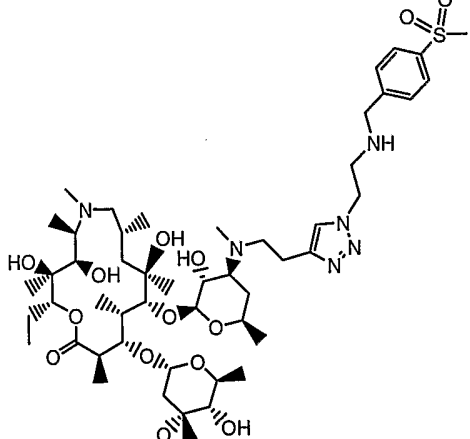
<p>255</p>	
<p>256</p>	

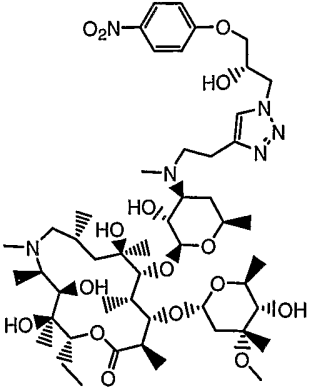
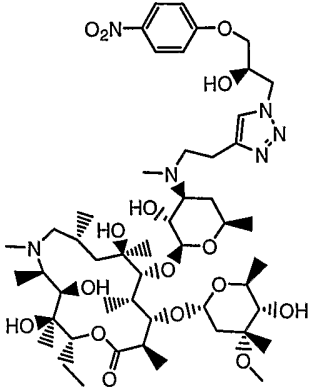
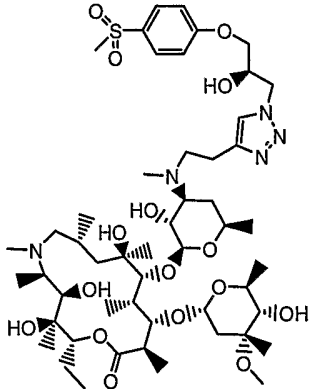
- 117 -

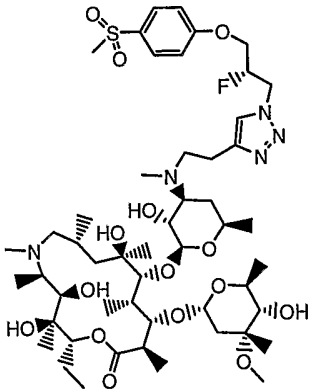
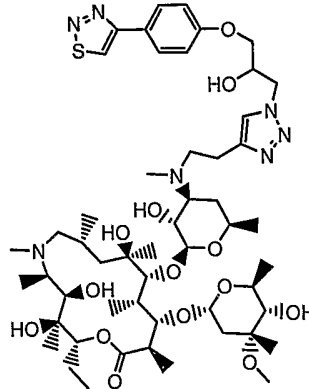
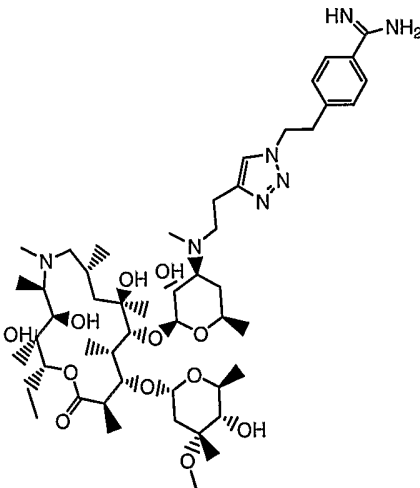
257	 <p>Chemical structure 257: A complex molecule featuring a central bicyclic core with multiple hydroxyl groups and a methyl group. It is substituted with a 1,2,4-triazole ring, which is further linked to a chain containing a 4-nitrophenyl group, a fluorine atom, and a terminal difluoromethyl group.</p>
258	 <p>Chemical structure 258: A complex molecule featuring a central bicyclic core with multiple hydroxyl groups and a methyl group. It is substituted with a 1,2,4-triazole ring, which is further linked to a chain containing a 2-pyridyl group and two fluorine atoms.</p>
259	 <p>Chemical structure 259: A complex molecule featuring a central bicyclic core with multiple hydroxyl groups and a methyl group. It is substituted with a 1,2,4-triazole ring, which is further linked to a chain containing a 4-acetamidophenyl group.</p>

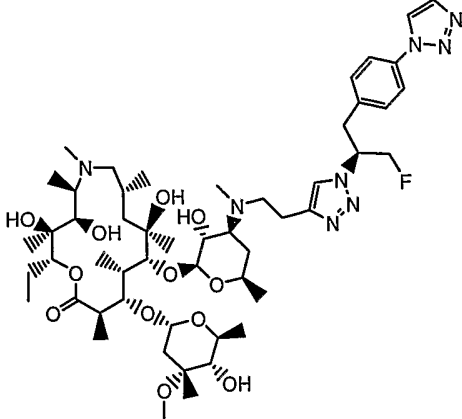
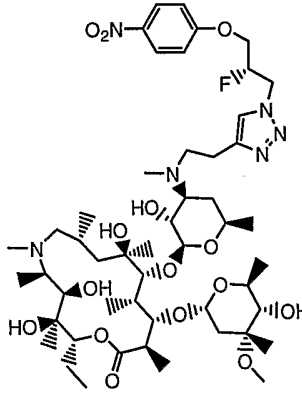
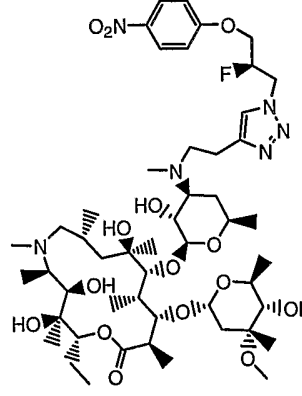
- 118 -

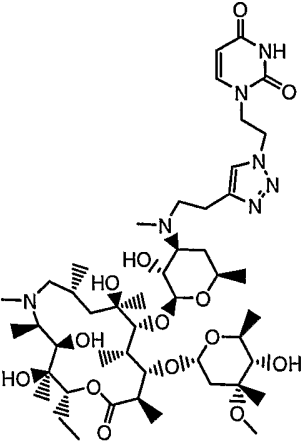
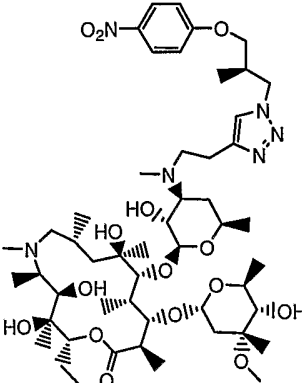
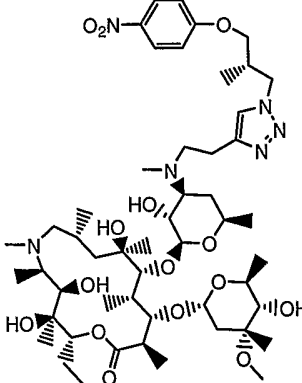
260	
261	
262	

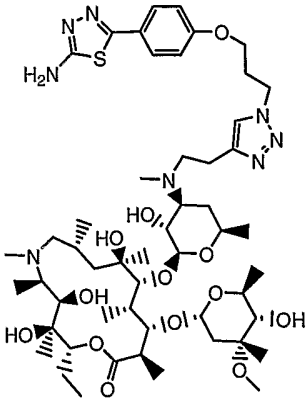
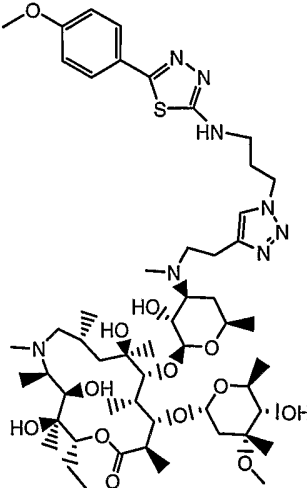
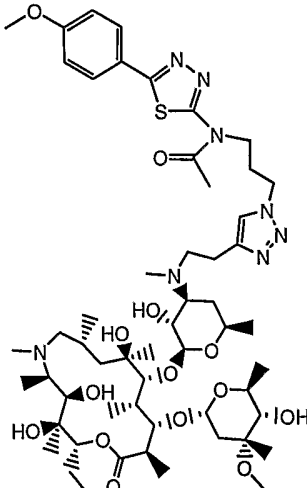
<p>263</p>	
<p>264</p>	
<p>265</p>	

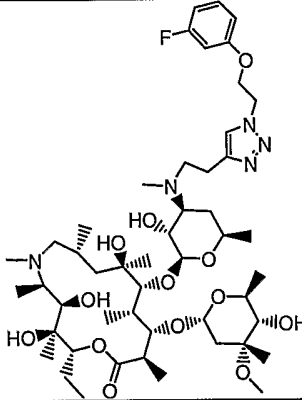
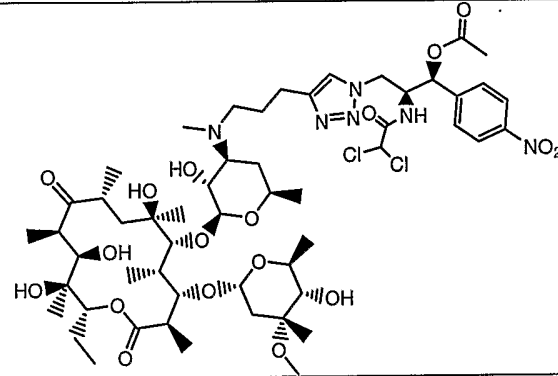
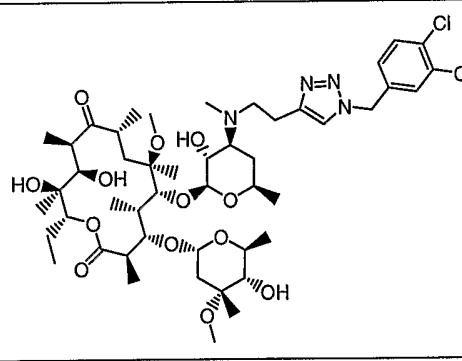
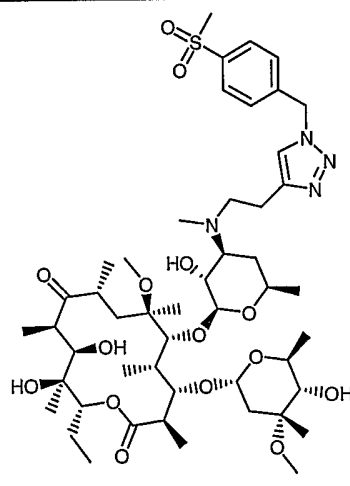
<p>266</p>	
<p>267</p>	
<p>268</p>	

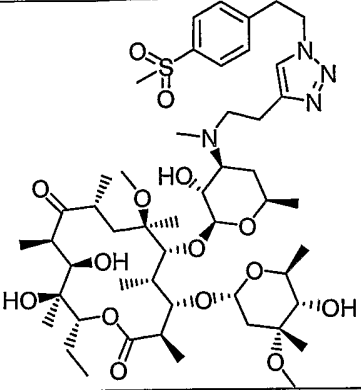
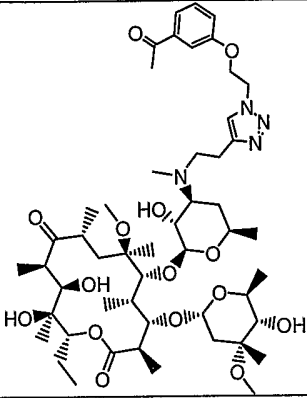
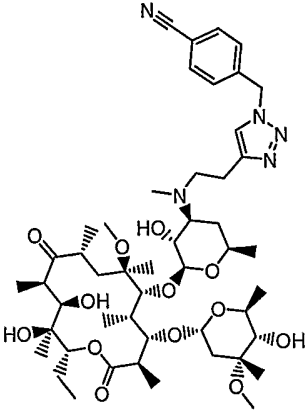
<p>269</p>	
<p>270</p>	
<p>271</p>	

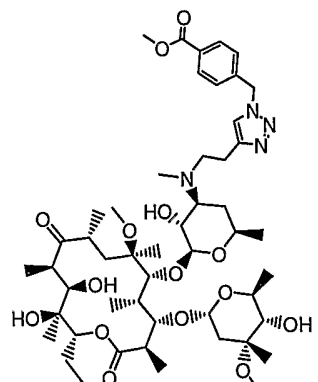
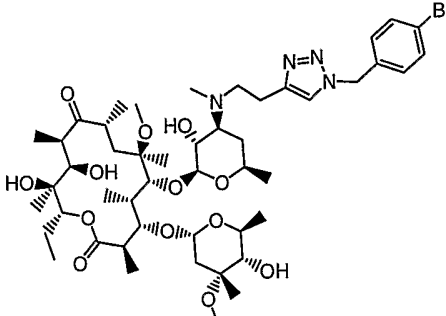
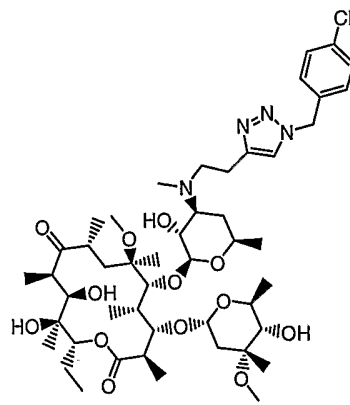
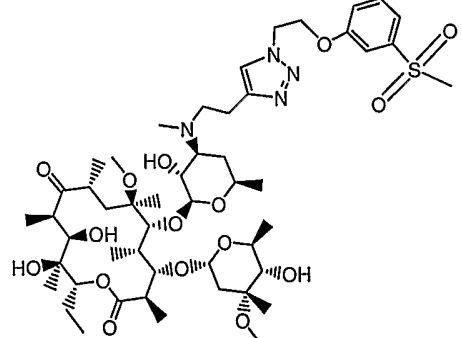
<p>272</p>	
<p>273</p>	
<p>274</p>	

<p>275</p>	
<p>276</p>	
<p>277</p>	

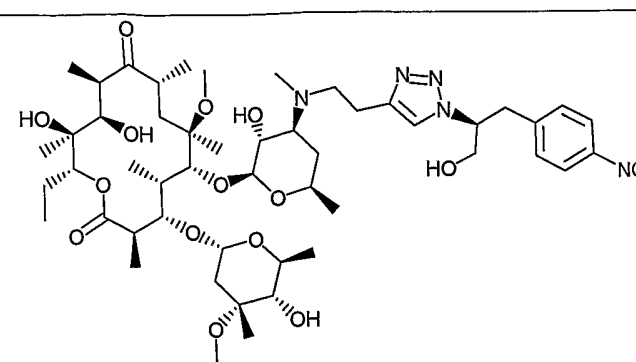
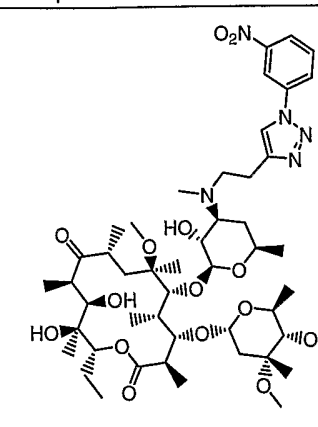
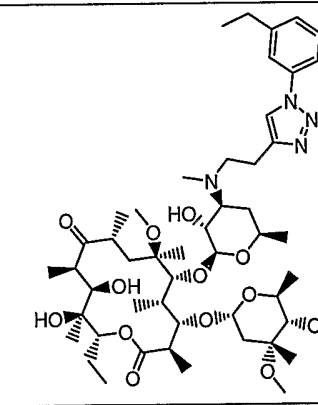
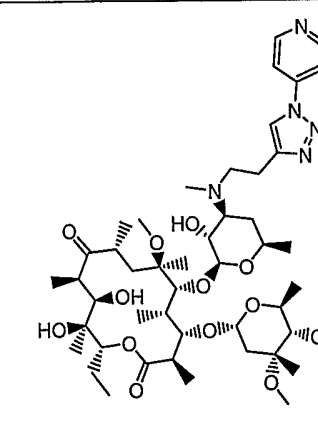
<p>278</p>	
<p>279</p>	
<p>280</p>	

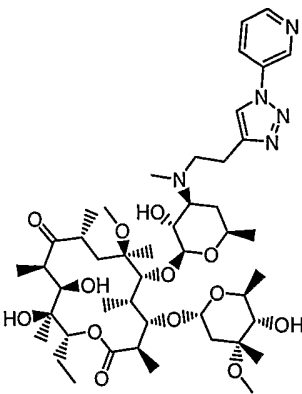
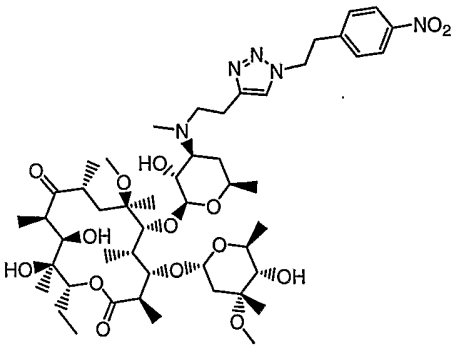
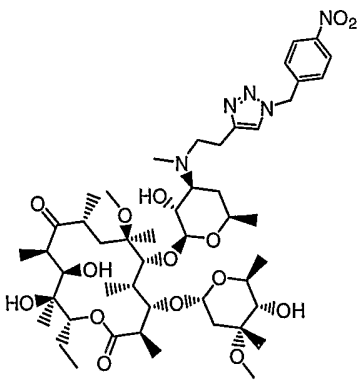
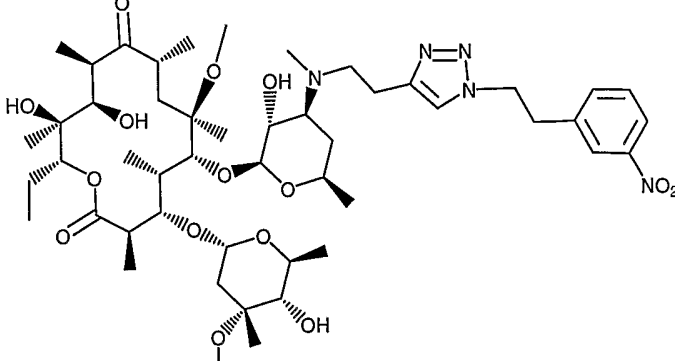
<p>290</p>	
<p>301</p>	
<p>302</p>	
<p>303</p>	

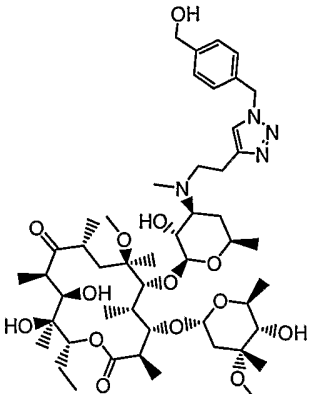
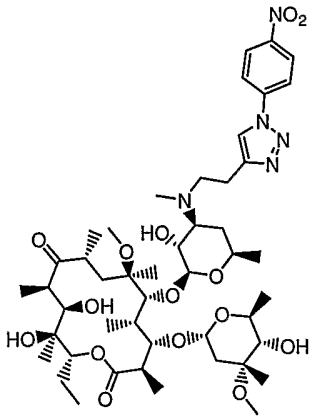
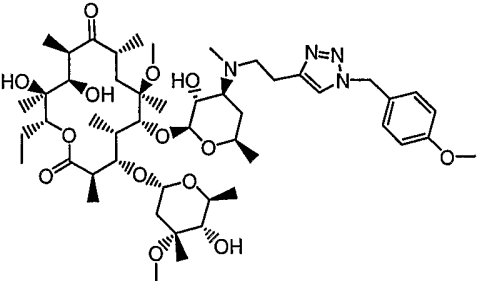
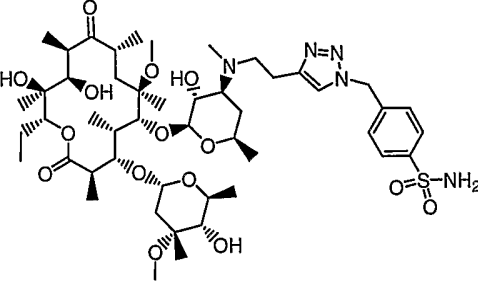
<p>304</p>	
<p>305</p>	
<p>306</p>	

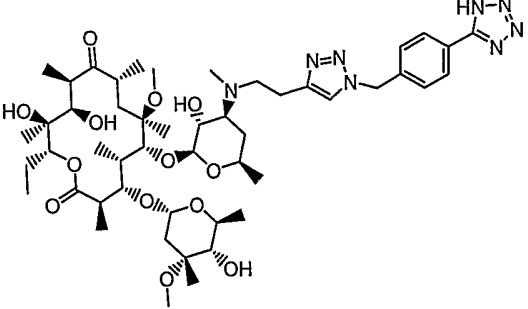
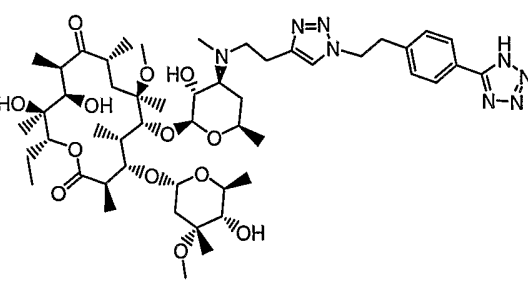
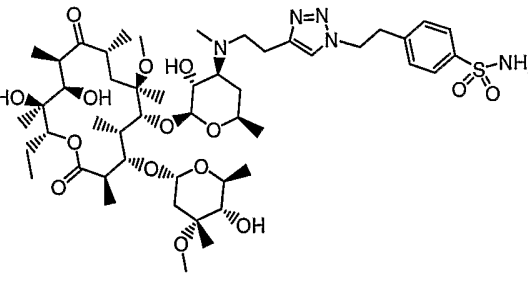
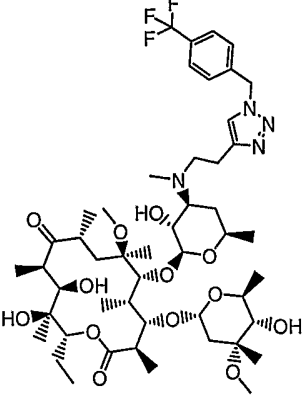
<p>307</p>	
<p>308</p>	
<p>309</p>	
<p>310</p>	

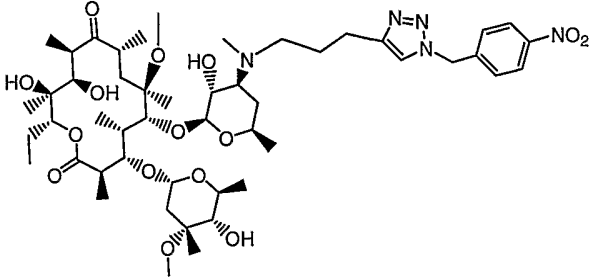
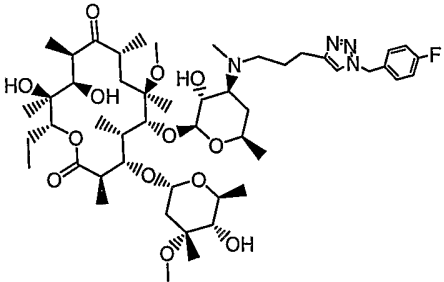
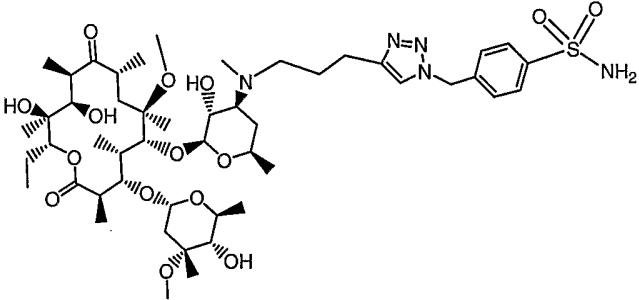
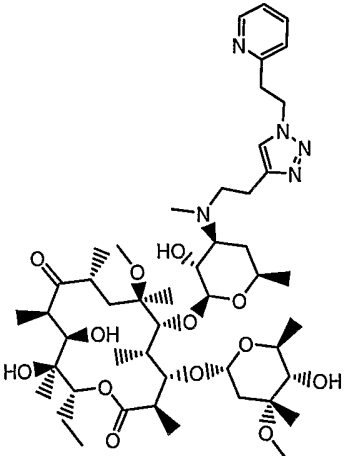
<p>311</p>	
<p>312</p>	
<p>313</p>	

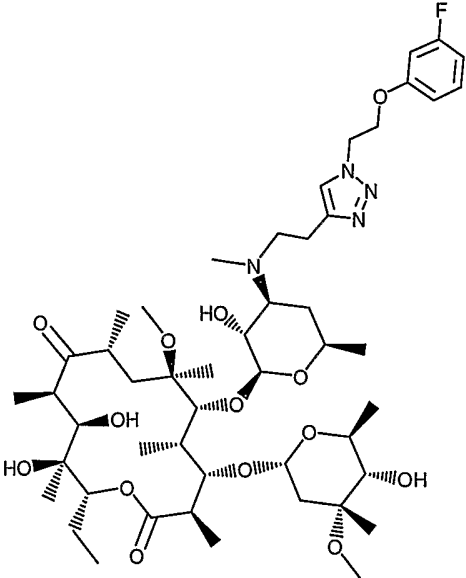
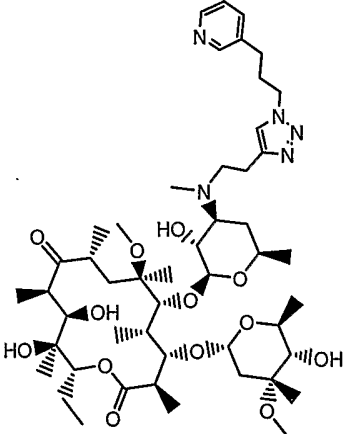
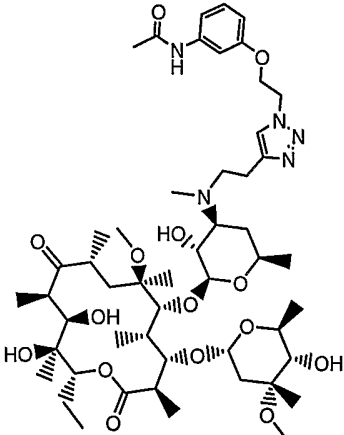
<p>314</p>	
<p>315</p>	
<p>316</p>	
<p>317</p>	

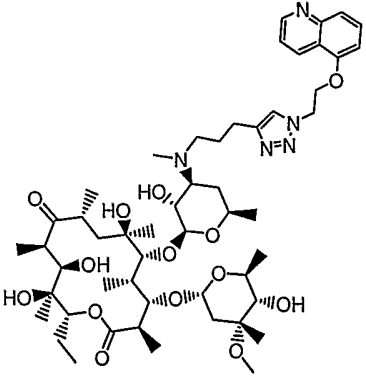
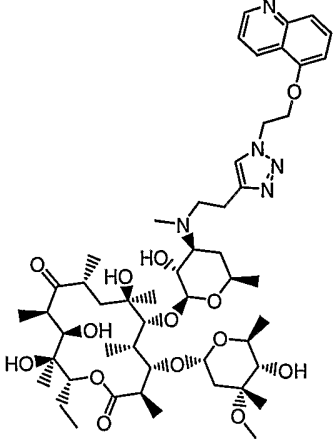
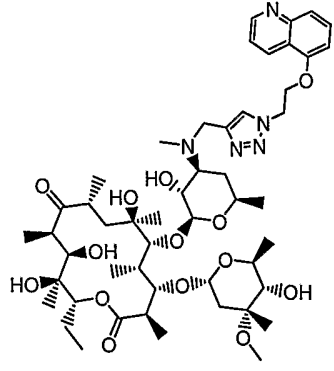
<p>318</p>	
<p>319</p>	
<p>320</p>	
<p>321</p>	

<p>322</p>	
<p>323</p>	
<p>324</p>	
<p>325</p>	

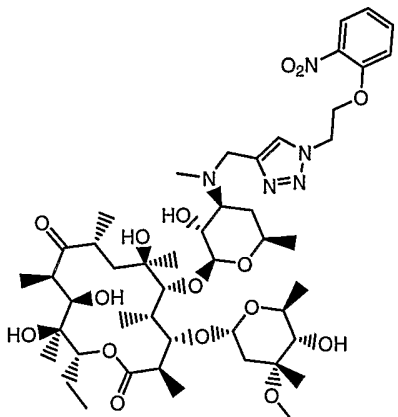
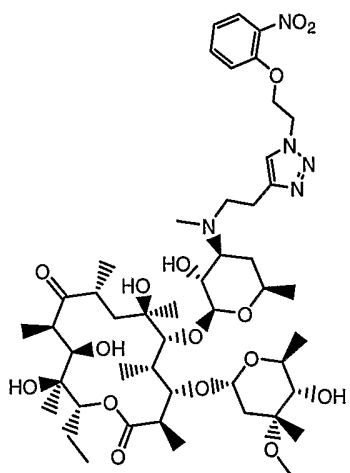
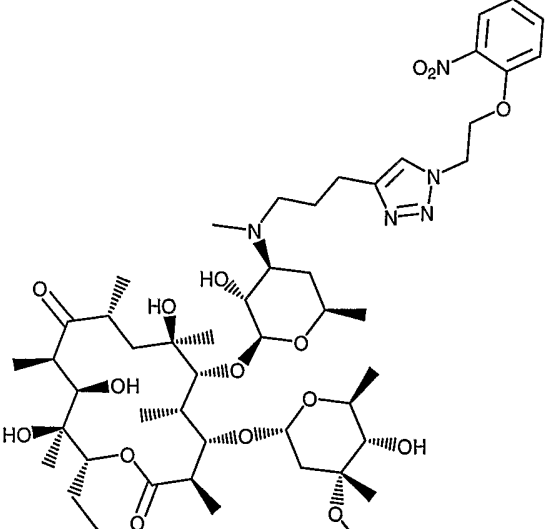
<p>326</p>	
<p>327</p>	
<p>328</p>	
<p>329</p>	

<p>330</p>	
<p>331</p>	
<p>332</p>	
<p>333</p>	

<p>334</p>	
<p>335</p>	
<p>336</p>	

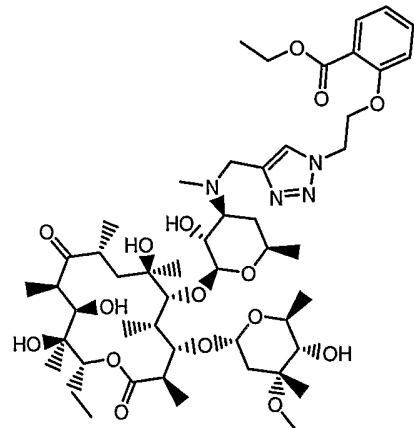
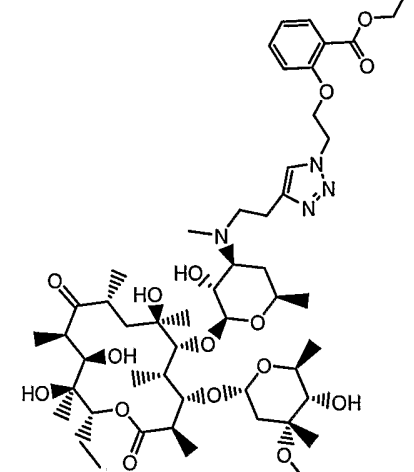
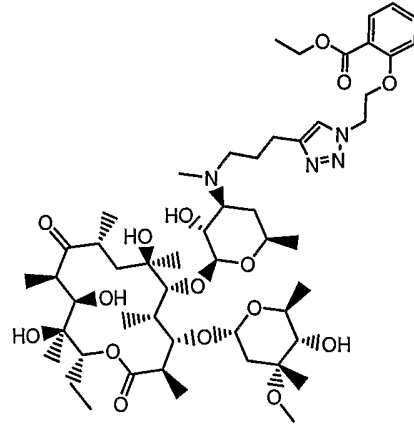
<p>337</p>	
<p>338</p>	
<p>339</p>	

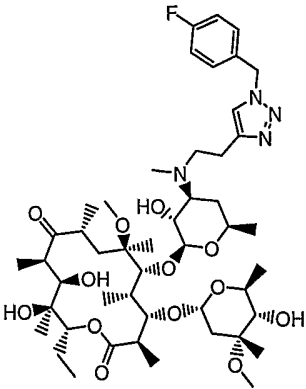
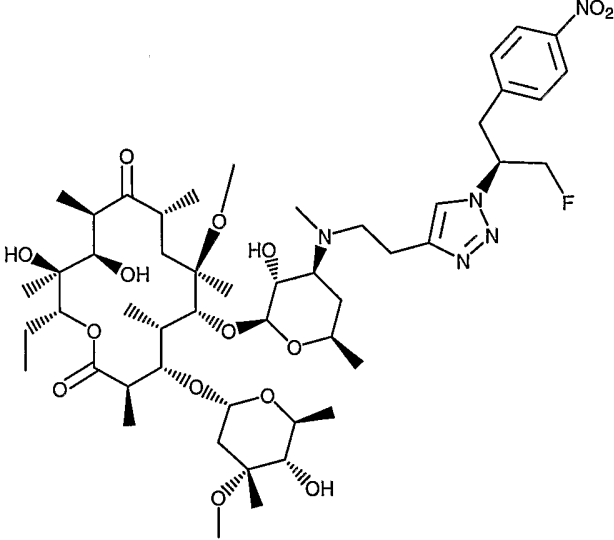
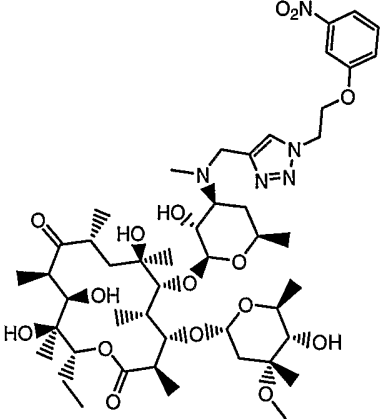
- 136 -

340	
341	
342	

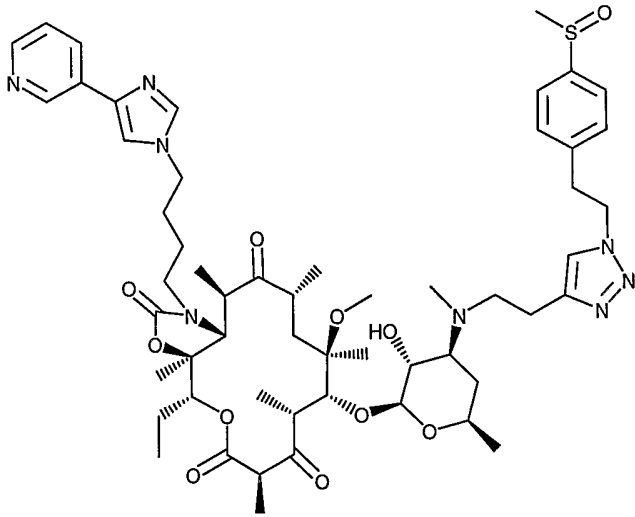
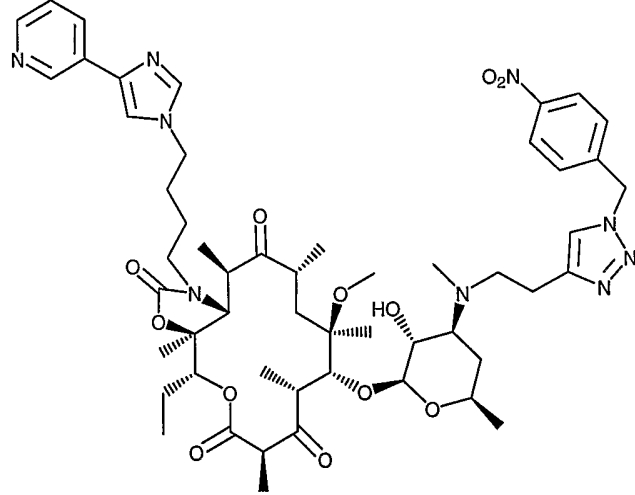
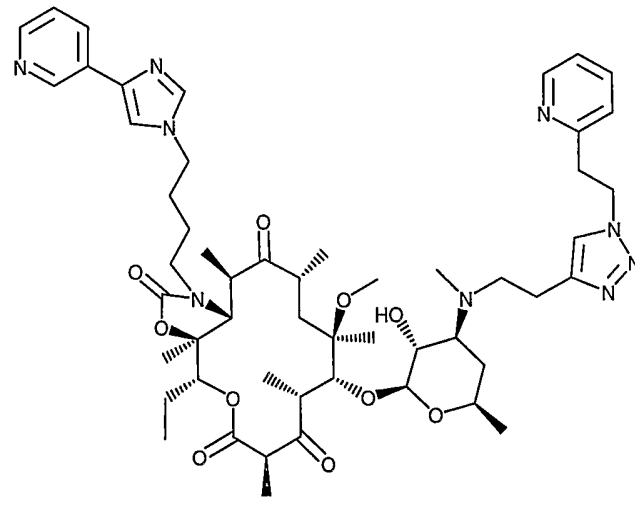
<p>343</p>	
<p>344</p>	
<p>345</p>	

<p>346</p>	
<p>347</p>	
<p>348</p>	

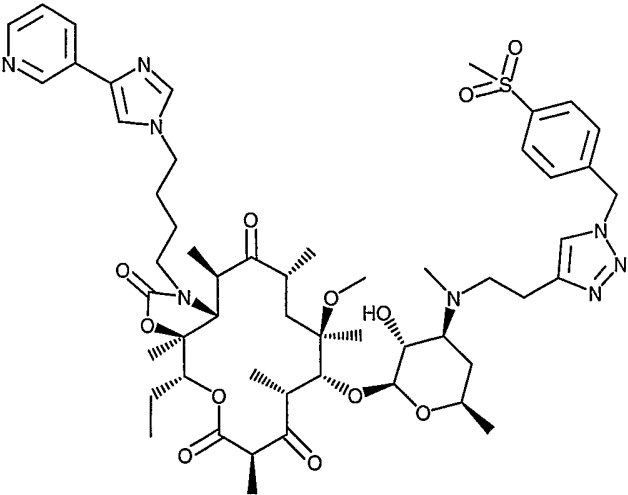
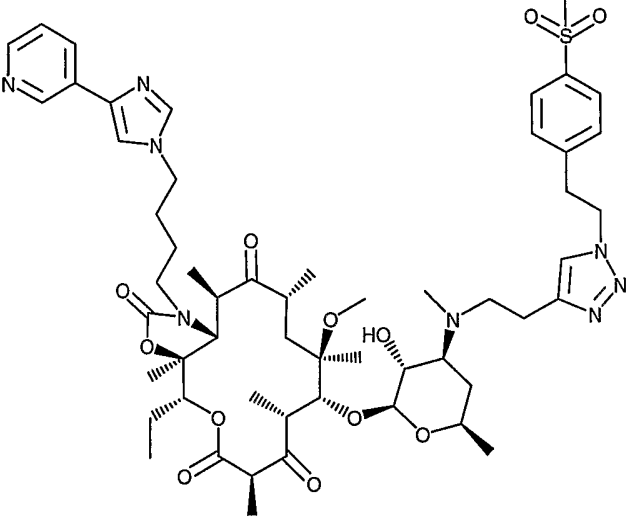
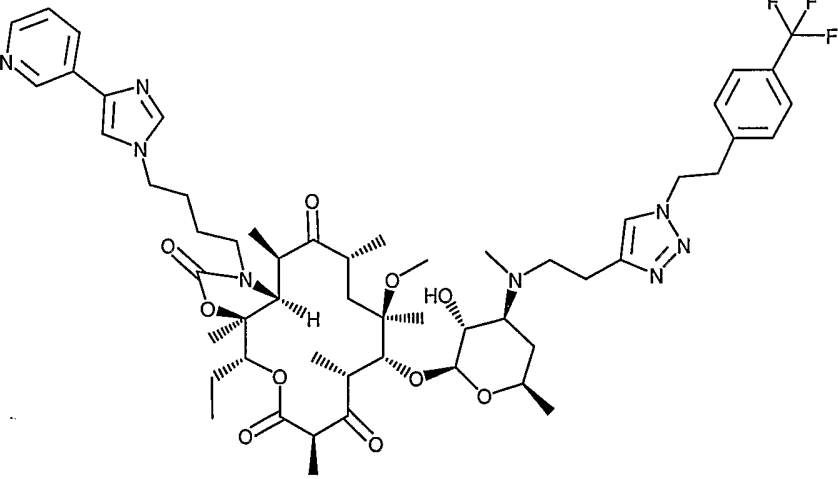
<p>349</p>	
<p>350</p>	
<p>351</p>	

<p>352</p>	
<p>353</p>	
<p>354</p>	

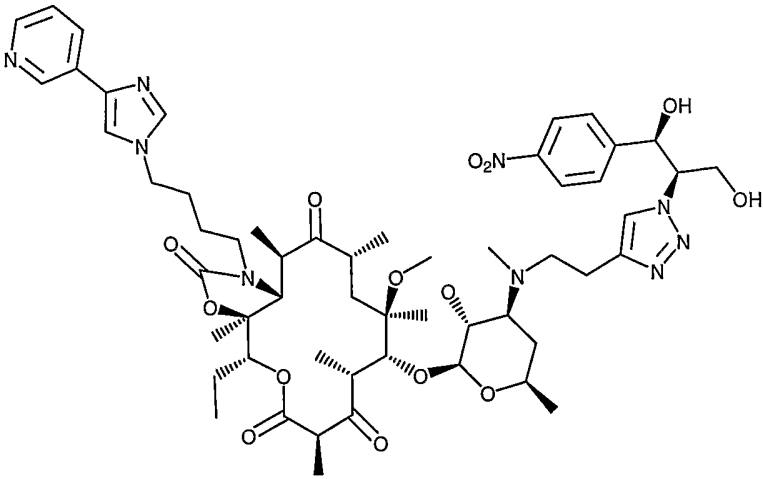
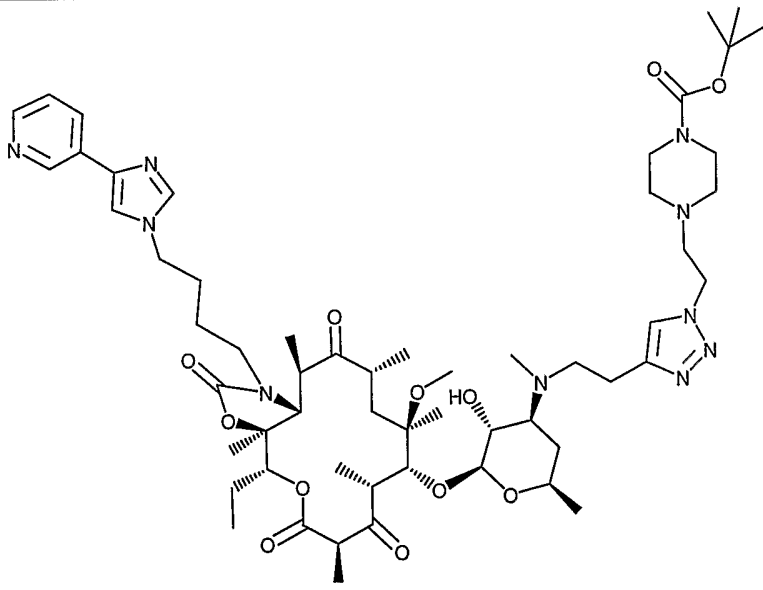
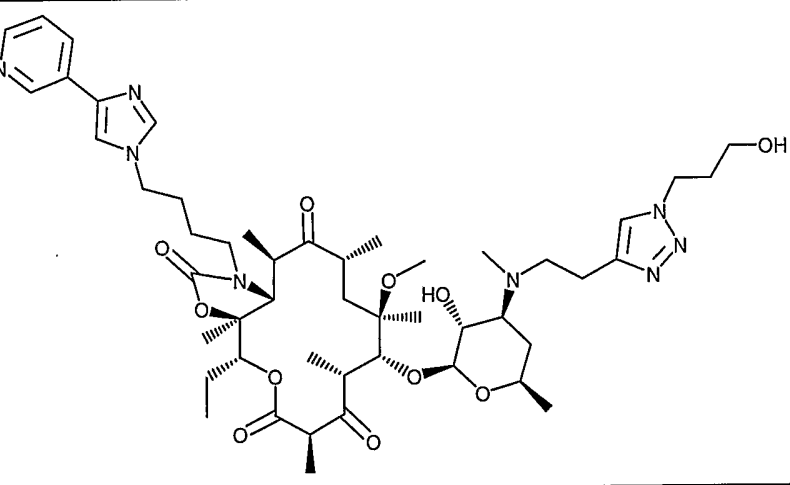
<p>355</p>	
<p>356</p>	

401	
402	
403	

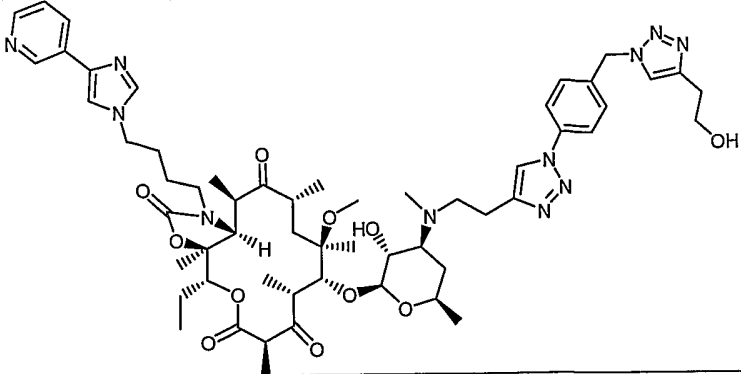
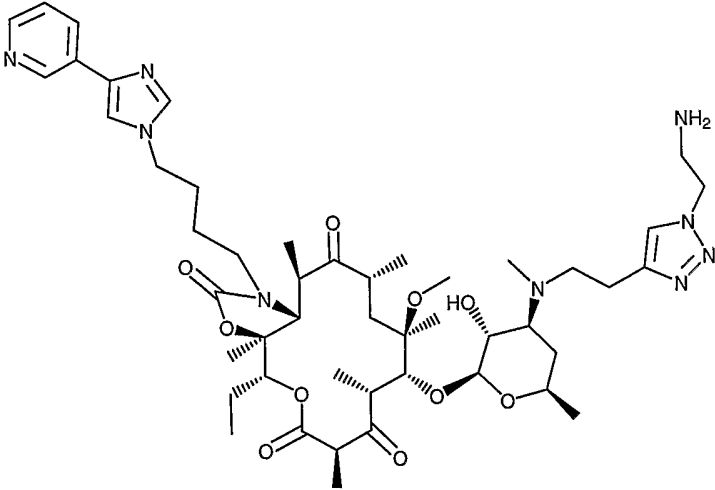
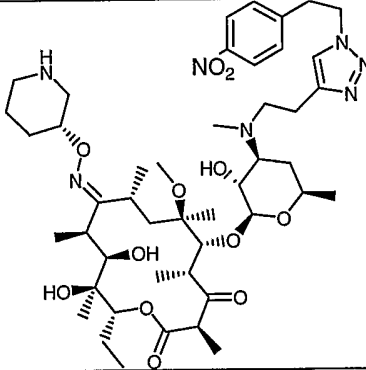
- 143 -

404	
405	
406	

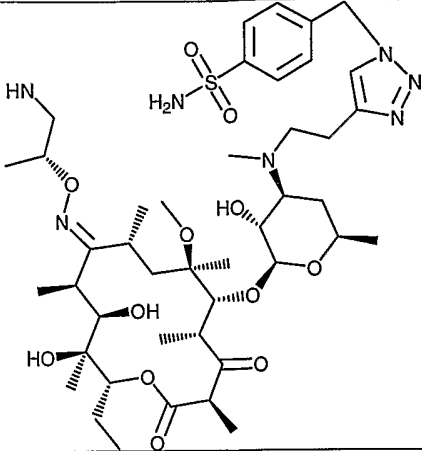
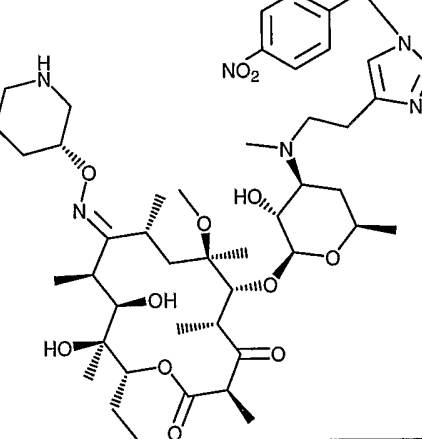
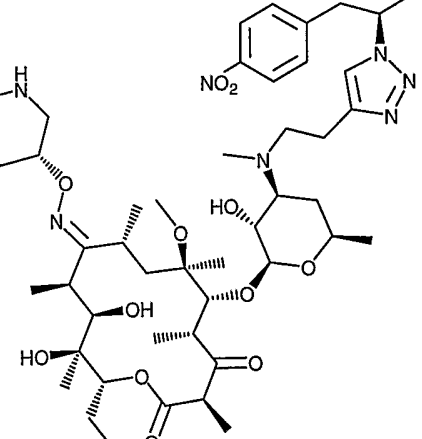
<p>407</p>	
<p>408</p>	
<p>409</p>	

<p>410</p>	
<p>411</p>	
<p>412</p>	

<p>413</p>	
<p>414</p>	
<p>415</p>	

<p>416</p>	
<p>417</p>	
<p>425</p>	

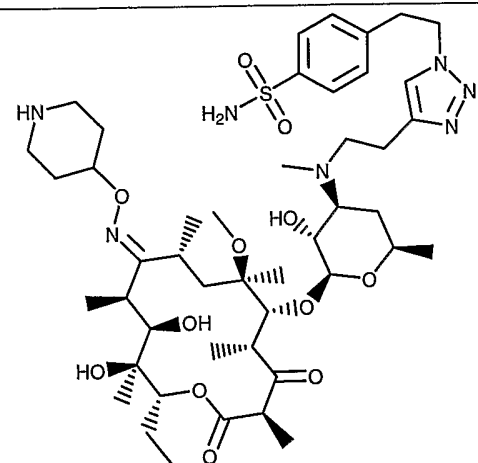
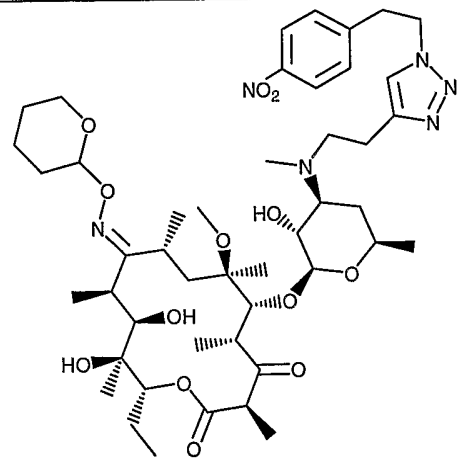
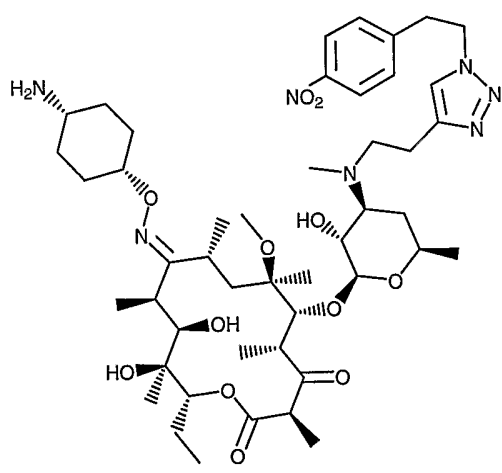
<p>426</p>	
<p>427</p>	
<p>428</p>	

429	
430	
431	

<p>432</p>	
<p>433</p>	
<p>434</p>	

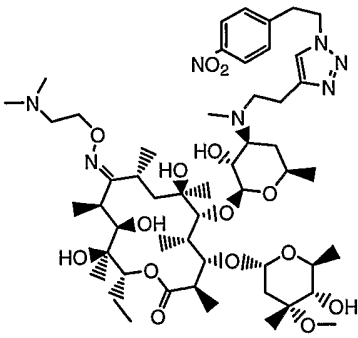
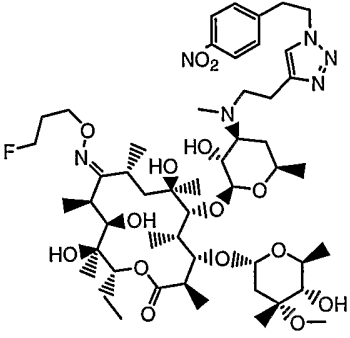
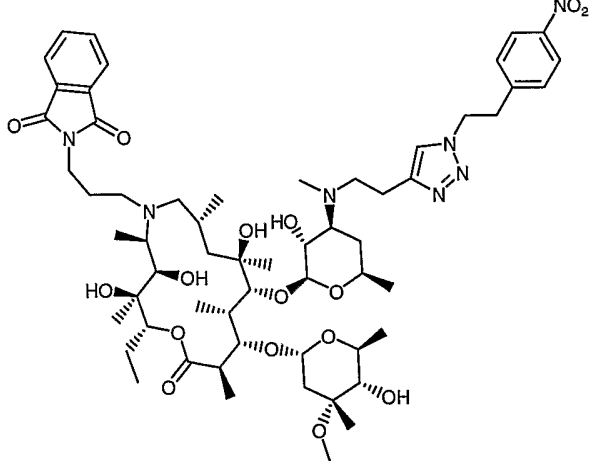
<p>435</p>	
<p>436</p>	
<p>437</p>	

<p>438</p>	
<p>439</p>	
<p>440</p>	

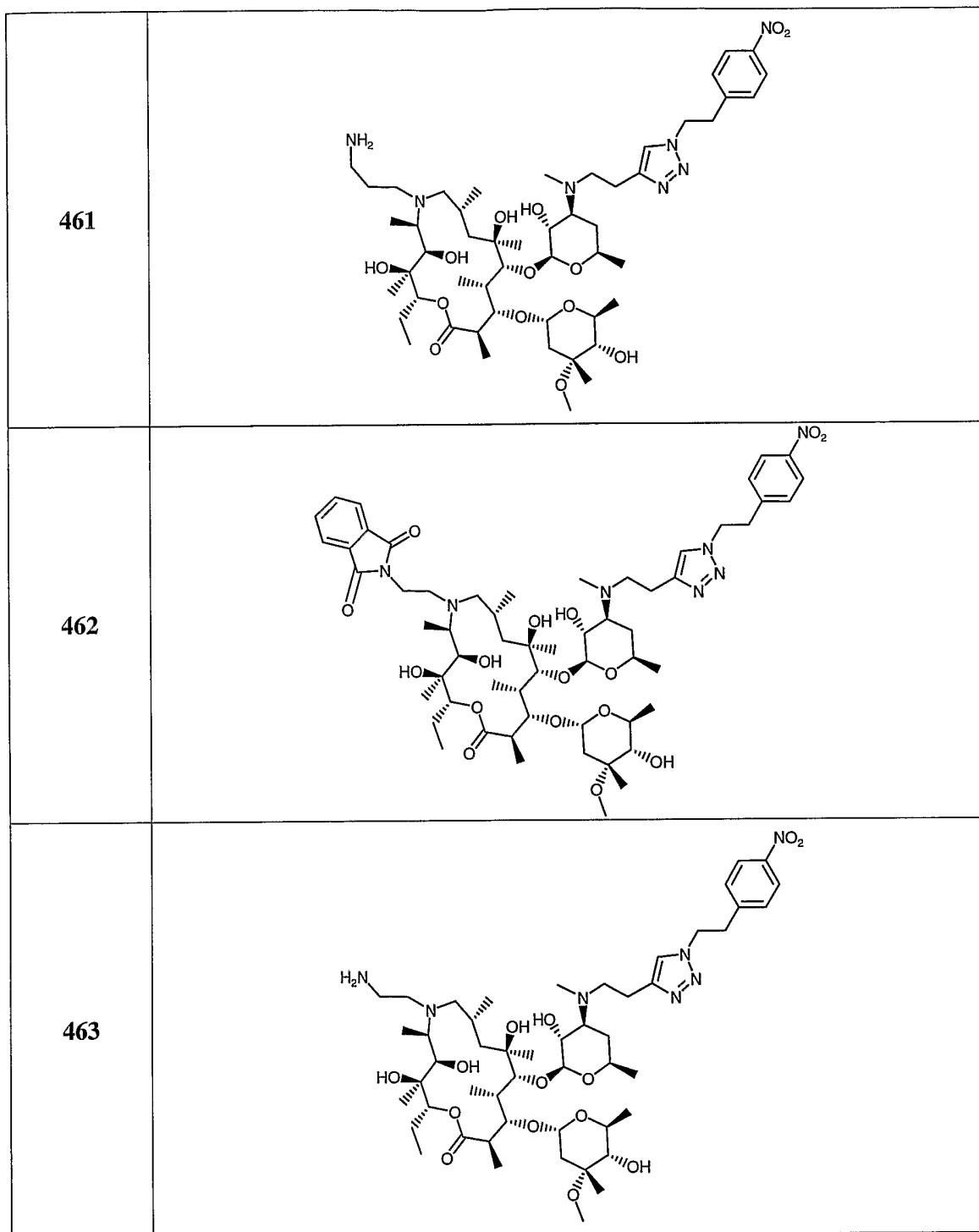
<p>441</p>	
<p>442</p>	
<p>443</p>	

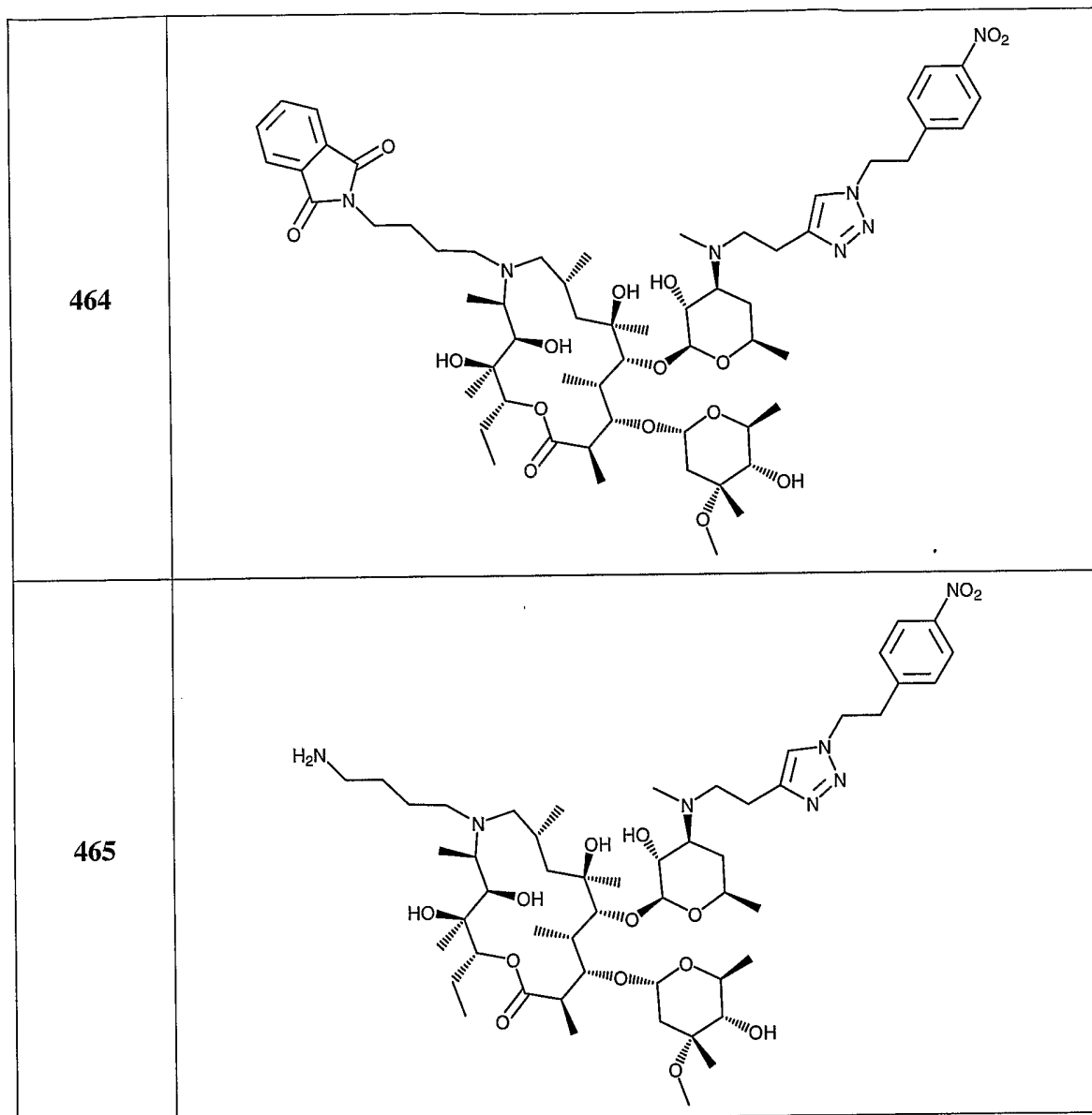
<p>444</p>	
<p>445</p>	
<p>446</p>	

<p>447</p>	
<p>448</p>	
<p>449</p>	

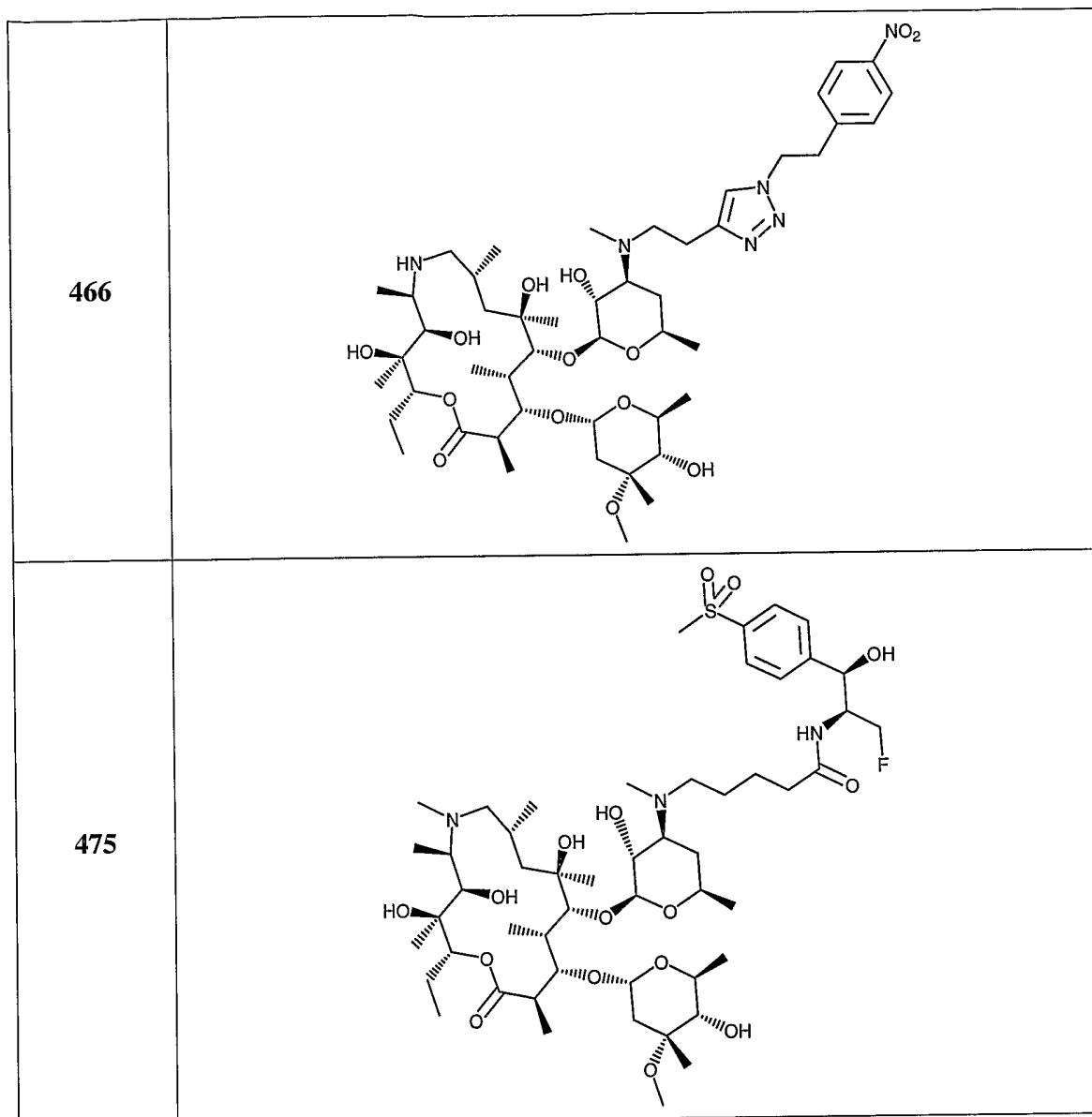
<p>450</p>	
<p>451</p>	
<p>460</p>	

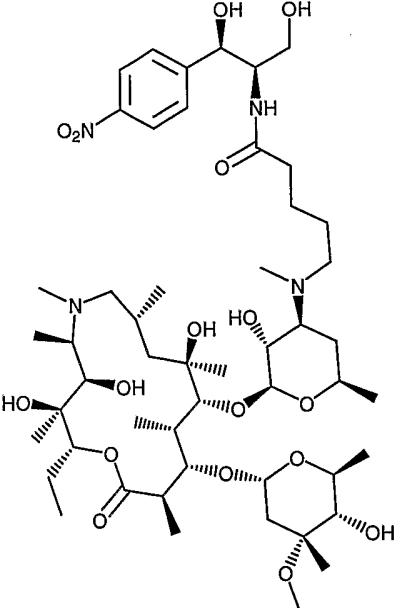
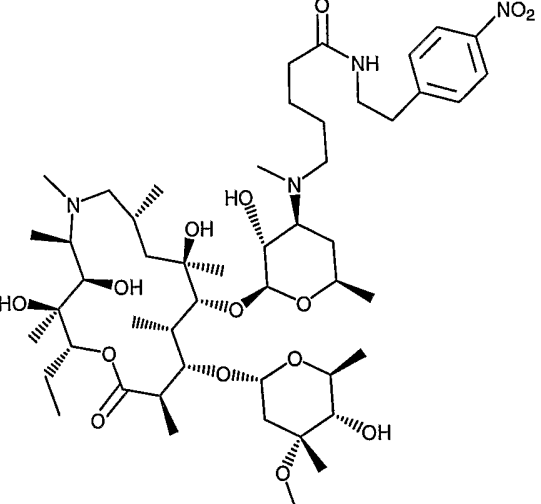
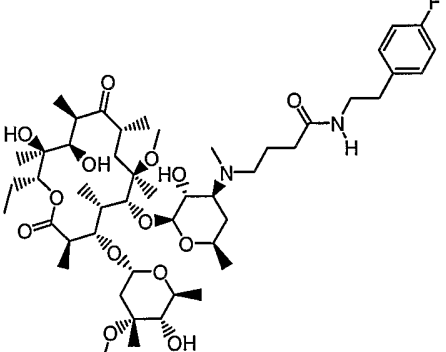
- 157 -

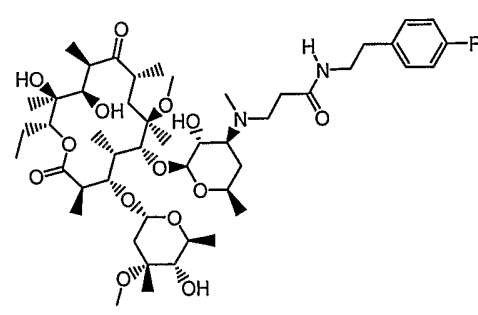
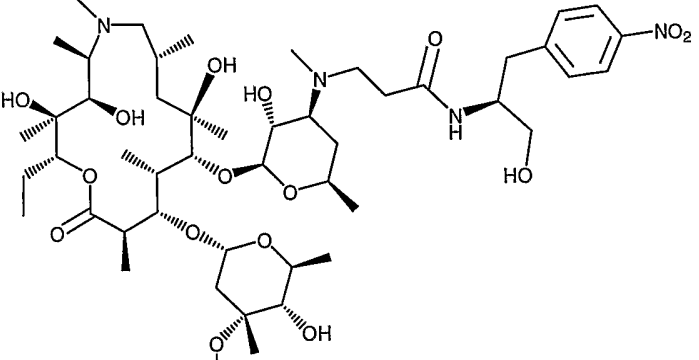
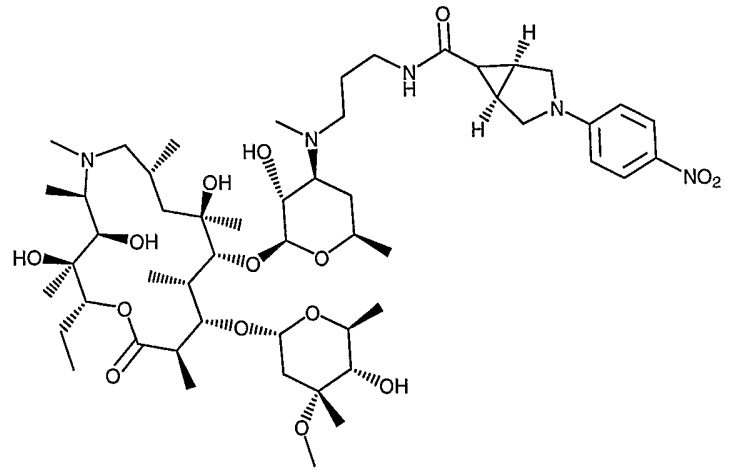


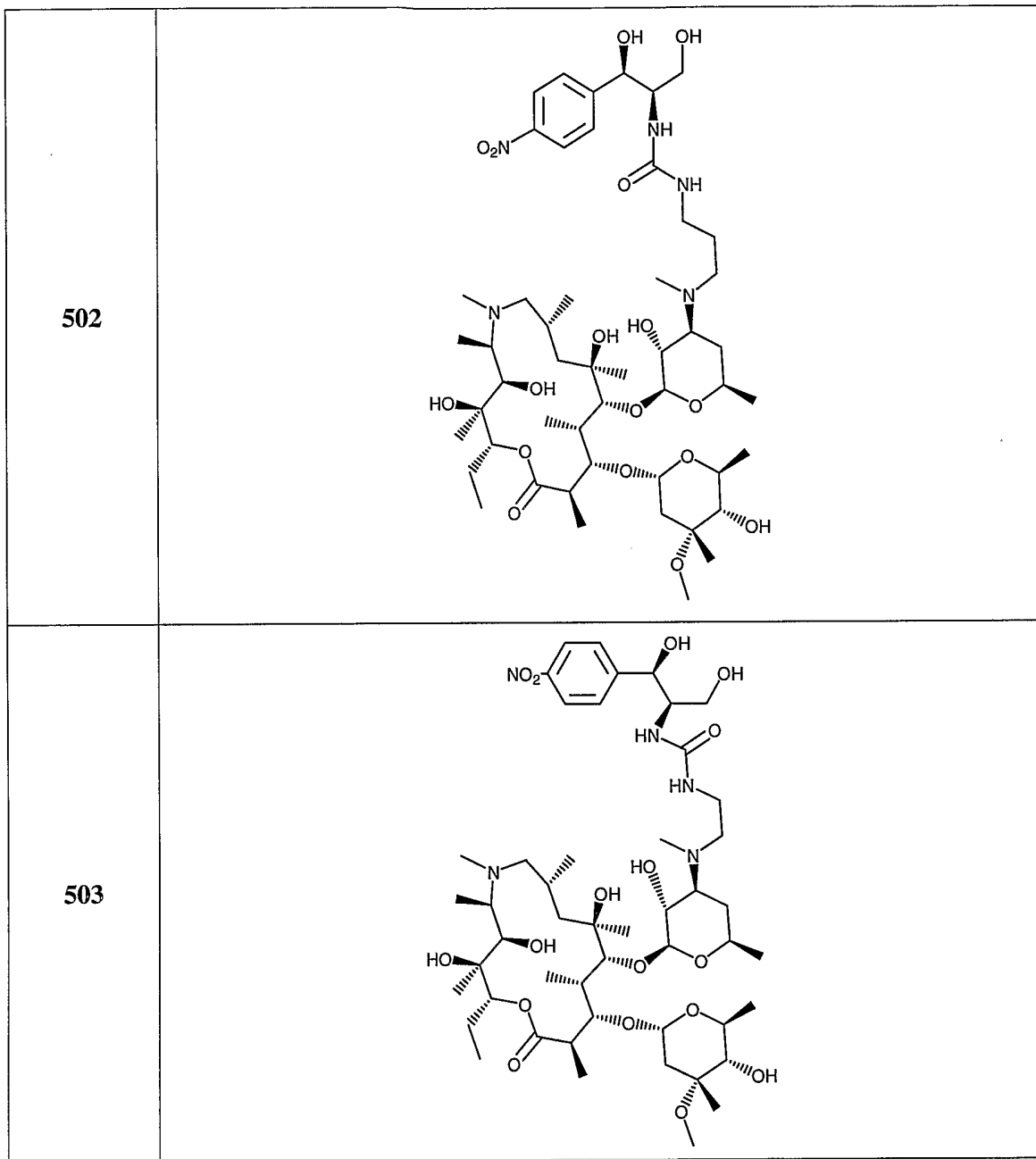


- 159 -



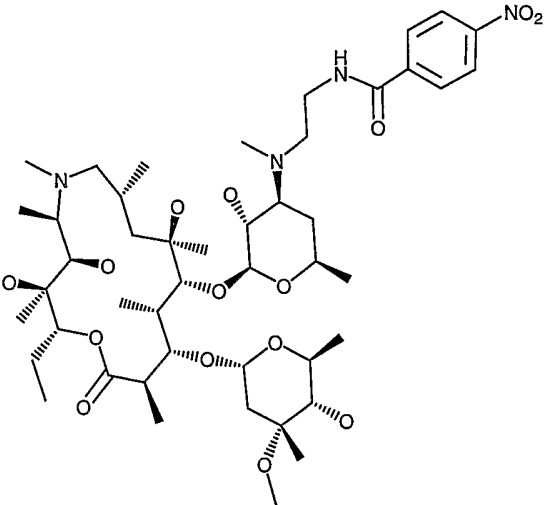
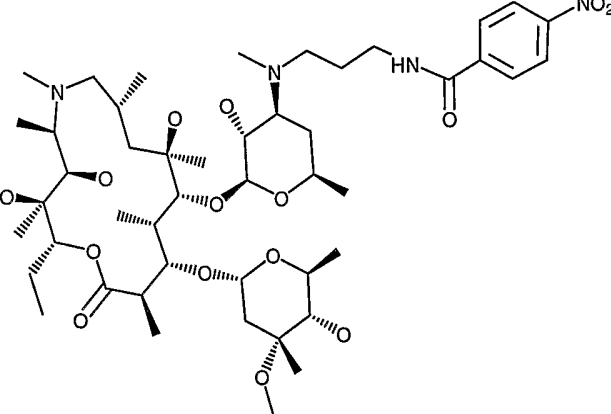
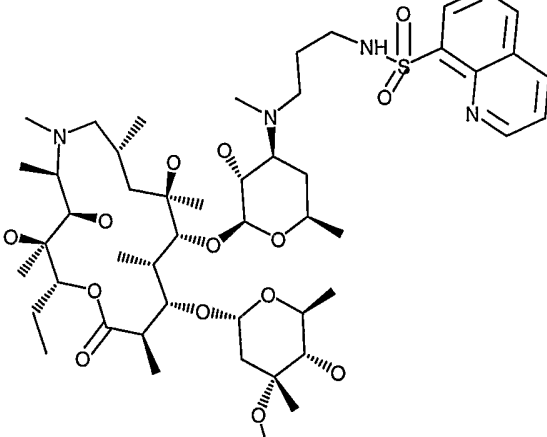
<p>476</p>	
<p>477</p>	
<p>478</p>	

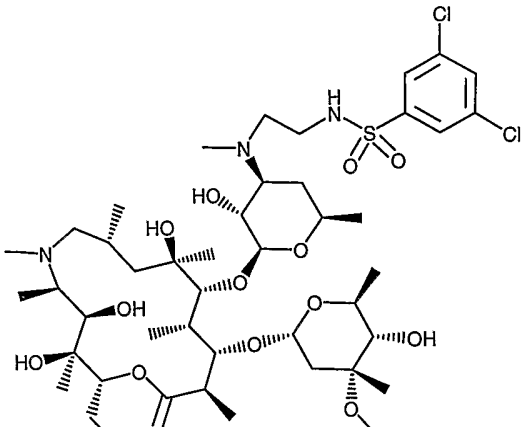
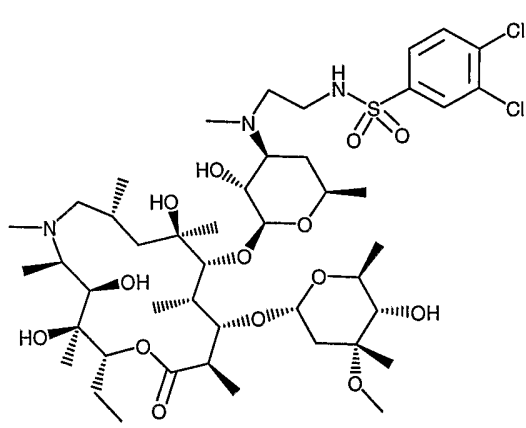
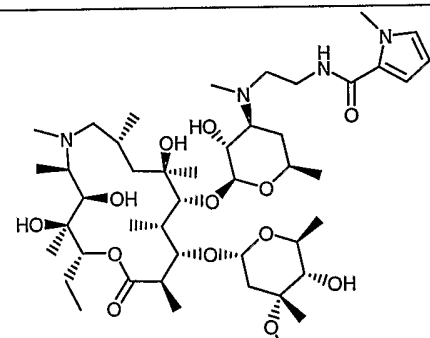
<p>479</p>	
<p>480</p>	
<p>501</p>	

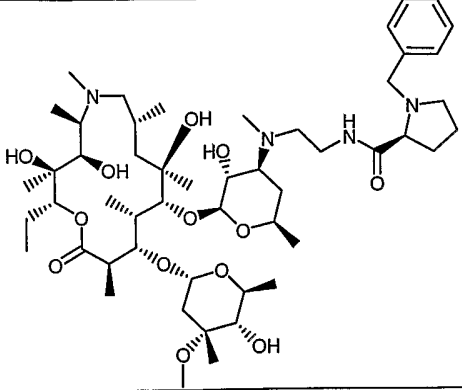
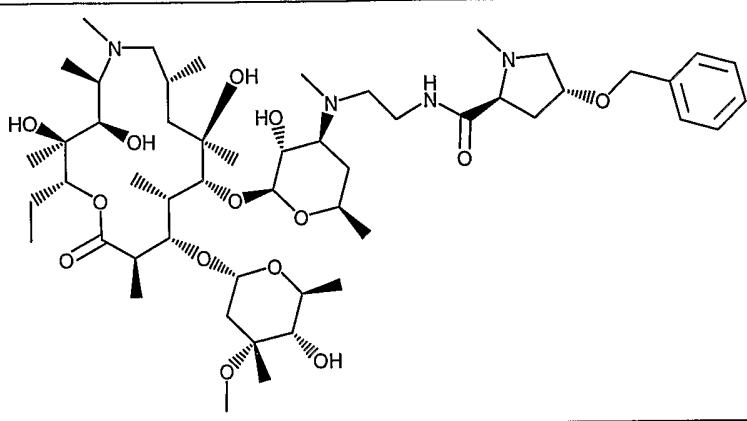
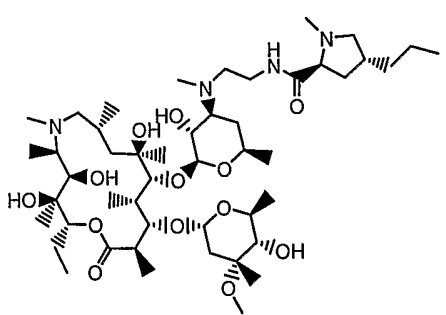
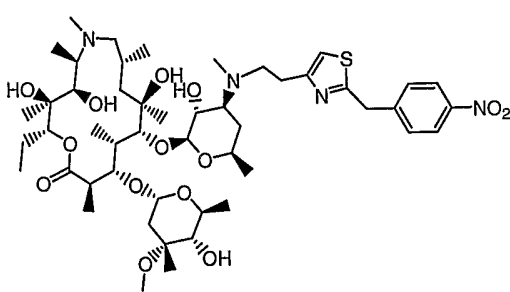


<p>504</p>	
<p>505</p>	
<p>506</p>	

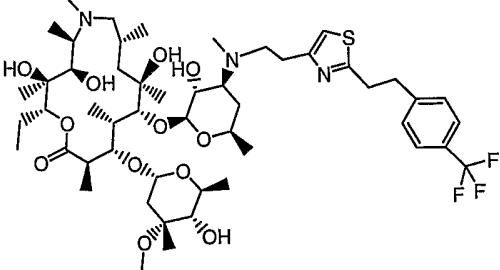
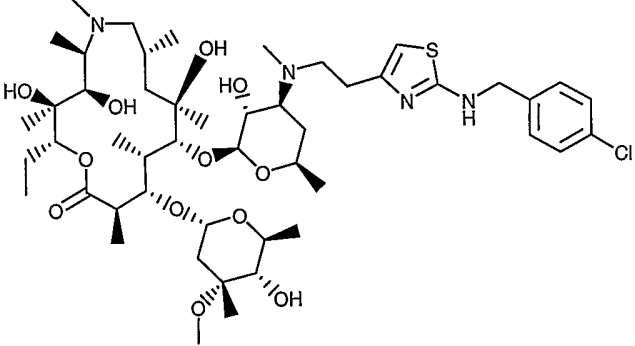
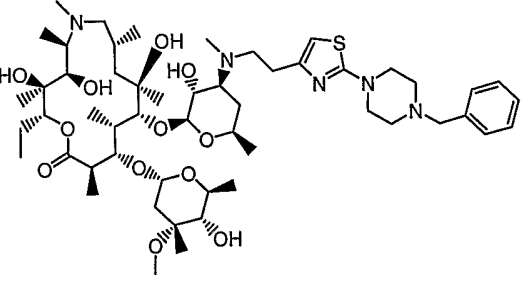
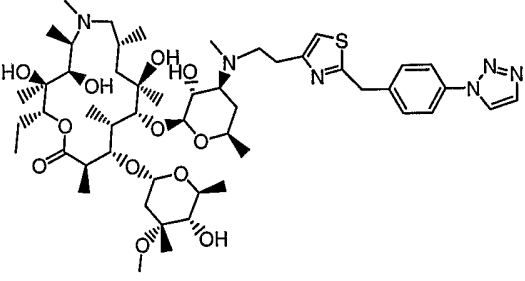
- 164 -

507	
508	
509	

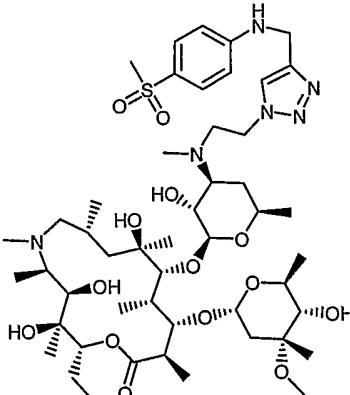
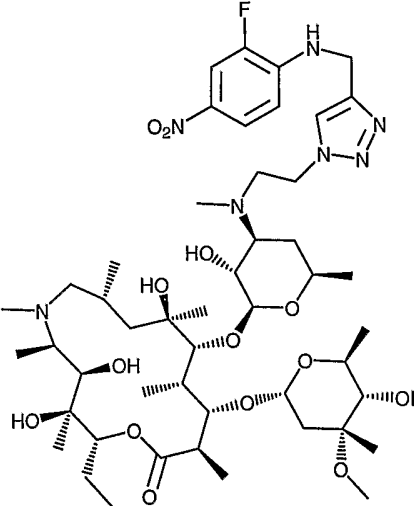
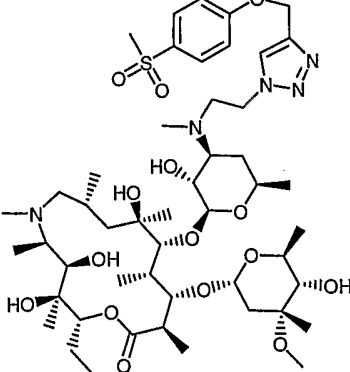
<p>510</p>	
<p>511</p>	
<p>512</p>	

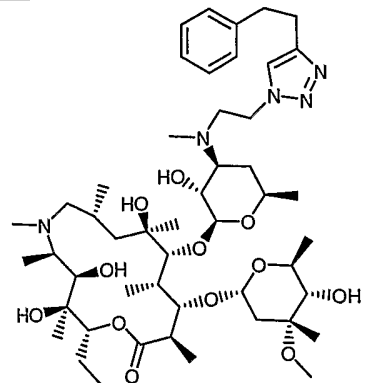
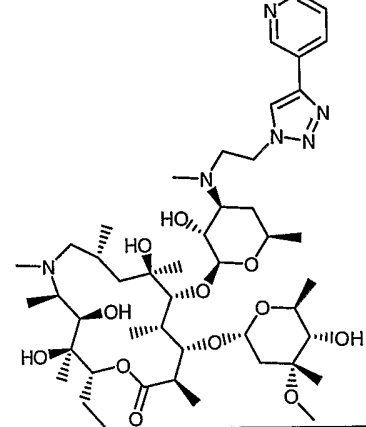
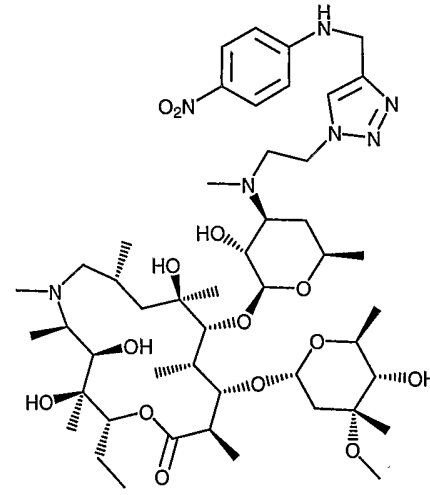
<p>513</p>	
<p>514</p>	
<p>515</p>	
<p>525</p>	

- 167 -

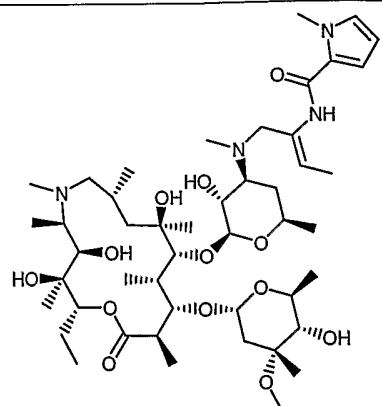
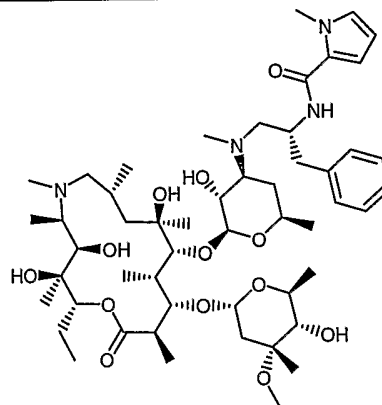
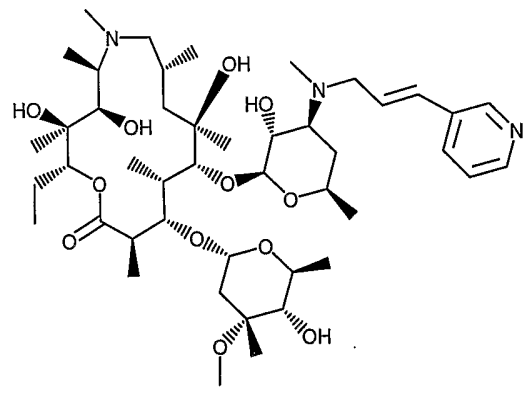
526	
527	
528	
529	

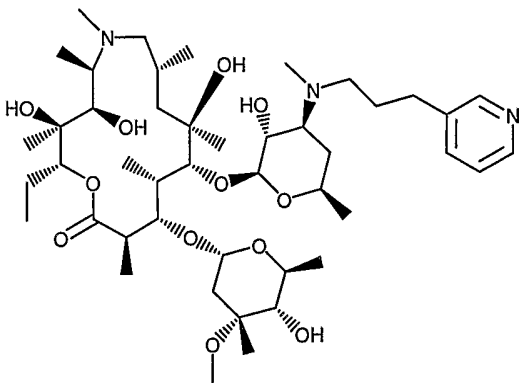
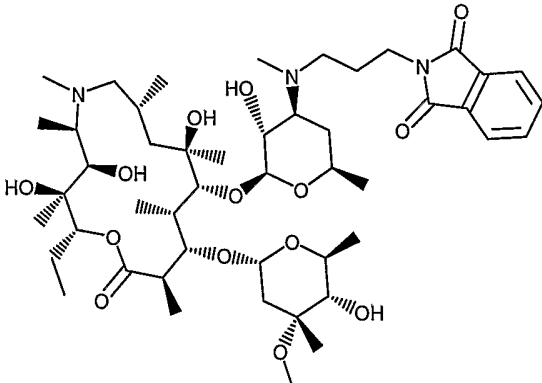
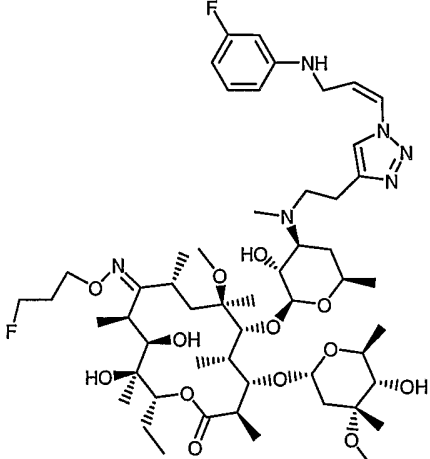
- 168 -

550	
551	
552	

<p>553</p>	
<p>554</p>	
<p>555</p>	

<p>556</p>	
<p>601</p>	
<p>602</p>	

<p>603</p>	
<p>604</p>	
<p>605</p>	

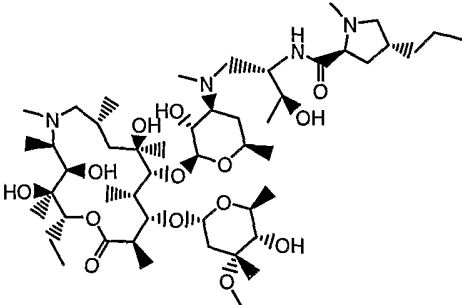
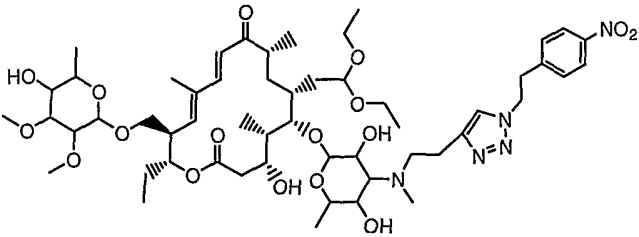
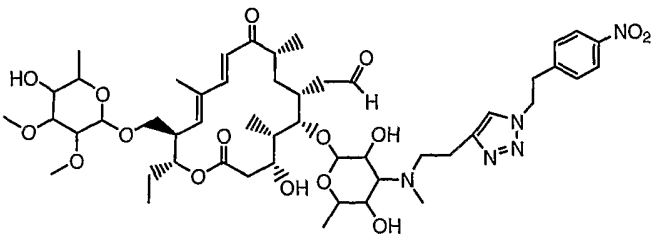
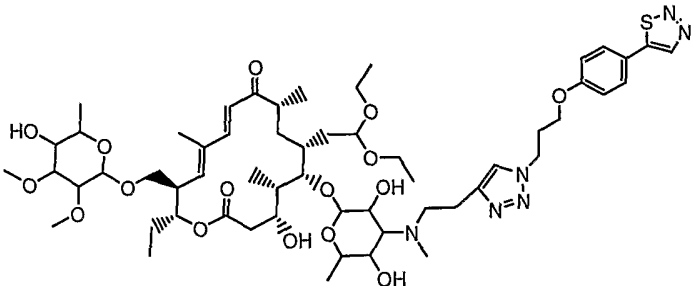
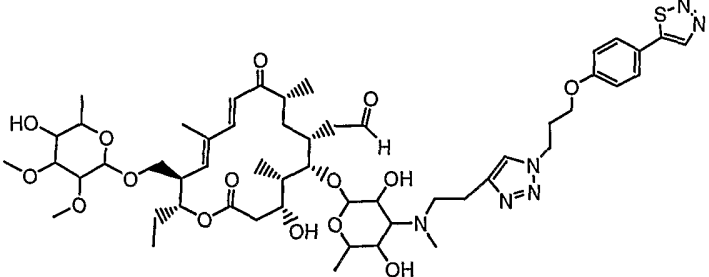
<p>606</p>	
<p>607</p>	
<p>608</p>	

<p>609</p>	
<p>610</p>	
<p>611</p>	

<p>612</p>	
<p>613</p>	
<p>614</p>	

<p>615</p>	
<p>616</p>	
<p>617</p>	
<p>618</p>	

<p>619</p>	
<p>620</p>	
<p>621</p>	

<p>622</p>	
<p>623</p>	
<p>624</p>	
<p>625</p>	
<p>626</p>	

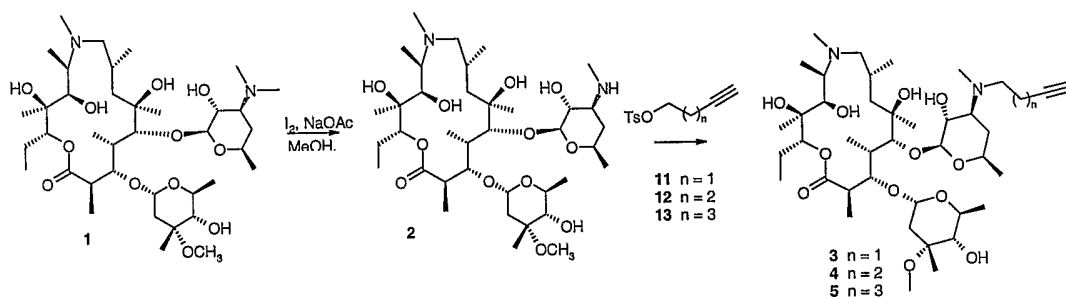
<p>627</p>	
<p>628</p>	
<p>629</p>	
<p>630</p>	

20

**Example 1 - Synthesis of Compounds 101-280**

Schemes 100 and 101 below depict the synthesis of compounds **101-280**. Demethylation of azithromycin **1** selectively produced 3'-*N*-desmethylazithromycin **2**. Amine **2** was selectively alkylated with tosylates **11**, **12** and **13** to produce alkynes **3**, **4** and **5**, respectively. As shown in

25 Scheme 101 alkynes **3**, **4**, or **5** are reacted with azides **14a** – **14gm** in the presence of copper(I) iodide to selectively afford the triazoles **101-280**.

**Scheme 100: Synthesis of alkynes 3, 4 and 5.****30 Synthesis of 3'-*N*-desmethylazithromycin 2**

Azithromycin **1** (0.80 grams (g), 1.02 millimoles (mmol)) and sodium acetate (NaOAc) (0.712 g, 8.06 mmol) were dissolved in 80% aqueous methanol (MeOH) (25 mL). The solution was heated to 50°C followed by addition of iodine (I<sub>2</sub>) (0.272 g, 1.07 mmol) in three batches within 3 minutes. The reaction was maintained at a pH between 8 – 9 by adding 1N sodium

35 hydroxide (NaOH) (1 mL) at 10 min and 45 minute intervals. The solution turned colorless within 45 minutes (min), however, stirring was continued for 2 hours (hr). TLC (methylene chloride(CH<sub>2</sub>Cl<sub>2</sub>)/MeOH/ammonium chloride (NH<sub>4</sub>OH) 10:1:0.05) after 2 hours showed a single major product (R<sub>f</sub> = 0.66). The reaction was cooled to room temperature (rt), poured into H<sub>2</sub>O (75 mL) containing NH<sub>4</sub>OH (1.5 mL) and extracted with chloroform (CHCl<sub>3</sub>) (3 x 30 mL). The

40 combined organic layers were washed with H<sub>2</sub>O (30 mL) containing NH<sub>4</sub>OH (1.5 mL), dried over Na<sub>2</sub>SO<sub>4</sub> and the solvent evaporated to give a white residue. The crude was purified on a silica gel column eluting with CH<sub>2</sub>Cl<sub>2</sub>/MeOH/NH<sub>4</sub>OH 18:1:0.05 to 10:1:0.05 to provide amine **2** (0.41 g, 55%).

- 180 -

**20 Synthesis of alkyne 5**

A mixture of 3'-*N*-desmethylazithromycin **2** (0.5 g, 0.7 mmol) and tosylate **13** (0.20 g, 0.82 mmol) in *N,N*-diisopropylethylamine (Hunig's base) (3 mL) was stirred at 80°C for 4 hours. The reaction mixture was diluted to 50 mL with ethylacetate (EtOAc) and washed with NaHCO<sub>3</sub>(aq) and with brine (1 x 30 mL). The organic layer was dried over K<sub>2</sub>CO<sub>3</sub> and the  
25 solvent was evaporated to give 0.65g of a yellow foam. The crude product was purified on silica gel column eluting with CH<sub>2</sub>Cl<sub>2</sub>/MeOH 40:1 to give **5** as a white solid (0.42 g, 74%).

**Synthesis of alkyne 4**

Alkyne **3** was made from 3'-*N*-desmethylazithromycin **2** and tosylate **12** using the same procedure described for the synthesis of compound **5**.

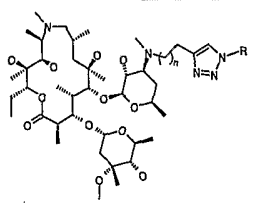




















30

**Synthesis of alkyne 3**

Alkyne **3** was made from 3'-*N*-desmethylazithromycin **2** and tosylate **11** using the same procedure described for the synthesis of compound **5**.

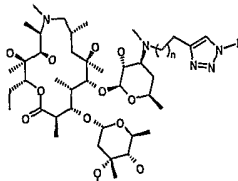
- 181 -



















Table 2

						
Compound	R	Azide	n	Alkyne	Yield	LCMS (M/Z)
101		14a	1	3	55%	ND
102		14b	1	3	62%	507.0 (M + 2H) <sup>2+</sup> 1012.9 (M + H) <sup>+</sup>
103		14c	1	3	57%	500.1 (M + 2H) <sup>2+</sup> 998.9 (M + H) <sup>+</sup> 1020.9 (M + Na) <sup>+</sup>
104		14d	1	3	67%	491.1 (M + 2H) <sup>2+</sup> 980.9 (M + H) <sup>+</sup> 1002.9 (M + Na) <sup>+</sup>
105		14e	1	3	76%	484.1 (M + 2H) <sup>2+</sup> 966.9 (M + H) <sup>+</sup>
106		14f	1	3	95%	504.0 (M + 2H) <sup>2+</sup> 1008.9 (M + H) <sup>+</sup>
107		14g	1	3	79%	479.2 (M + 2H) <sup>2+</sup> 798.6 (M - C <sub>8</sub> H <sub>15</sub> O <sub>3</sub> + H) <sup>+</sup> 956.9 (M + H) <sup>+</sup>
108		14h	1	3	93%	479.2 (M + 2H) <sup>2+</sup> 798.6 (M - C <sub>8</sub> H <sub>15</sub> O <sub>3</sub> + H) <sup>+</sup> 956.8 (M + H) <sup>+</sup>
109		14i	1	3	79%	479.1 (M + 2H) <sup>2+</sup> 798.5 (M - C <sub>8</sub> H <sub>15</sub> O <sub>3</sub> + H) <sup>+</sup> 956.7 (M + H) <sup>+</sup>
110		14k	1	3	97%	479.2 (M + 2H) <sup>2+</sup> 798.6 (M - C <sub>8</sub> H <sub>15</sub> O <sub>3</sub> + H) <sup>+</sup> 956.8 (M + H) <sup>+</sup>
111		14l	1	3	97%	479.0 (M + 2H) <sup>2+</sup> 956.7 (M + H) <sup>+</sup>
112		14m	1	3	49%	479.5 (M + 2H) <sup>2+</sup> 957.9 (M + H) <sup>+</sup>
113		14n	1	3	30%	586.1 (M + 2H) <sup>2+</sup> 1171.1 (M + H) <sup>+</sup>
114		14o	1	3	70%	506.6 (M + 2H) <sup>2+</sup>
115		14p	1	3	88%	506.6 (M + 2H) <sup>2+</sup>
116		14q	1	3	62%	504.6 (M + 2H) <sup>2+</sup>
117		14r	1	3	78%	506.6 (M + 2H) <sup>2+</sup>
118		14s	1	3	43%	513.6 (M + 2H) <sup>2+</sup>
119		14t	1	3	51%	585.6 (M + 2H) <sup>2+</sup>
120		14u	1	3	74%	497.3 (M + 2H) <sup>2+</sup>

- 182 -

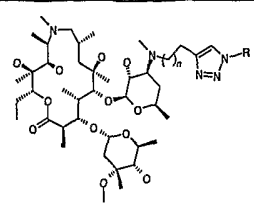
Table 2 continued























Compound	R	azide	n	Alkyne	Yield	LCMS (M/Z)
121		14v	1	3	47%	965.2 (M + H) <sup>+</sup> 987.1 (M + Na) <sup>+</sup>
122		14w	1	3	96%	979.5 (M + H) <sup>+</sup> 1001.4 (M + Na) <sup>+</sup>
123		14x	1	3	61%	988.4 (M + H) <sup>+</sup>
124		14y	1	3	28%	1001.4 (M + H) <sup>+</sup> 1023.3 (M + Na) <sup>+</sup>
125		14z	1	3	70%	1031.4 (M + H) <sup>+</sup>
126		14aa	1	3	51%	1031.9 (M + H) <sup>+</sup>
129		14ad	1	3	69%	1002.7 (M + H) <sup>+</sup> 1024.6 (M + Na) <sup>+</sup>
130		14ae	1	3	73%	952.7 (M + H) <sup>+</sup> 974.7 (M + Na) <sup>+</sup>
131		14af	1	3	85%	1016.9 (M + H) <sup>+</sup> 1038.9 (M + Na) <sup>+</sup>
132		14ag	1	3	92%	514.1 (M + 2H) <sup>2+</sup>
133		14ah	1	3	38%	530.1 (M + 2H) <sup>2+</sup>
134		14ai	1	3	39%	483.2 (M + 2H) <sup>2+</sup>
135		14aj	1	3	37%	483.1 (M + 2H) <sup>2+</sup>
136		14ak	1	3	60%	494.6 (M + 2H) <sup>2+</sup>
137		14al	1	3	67%	494.1 (M + 2H) <sup>2+</sup>
138		14am	1	3	81%	488.6 (M + 2H) <sup>2+</sup> 975.8 (M + H) <sup>+</sup>
139		14an	1	3	67%	503.1 (M + 2H) <sup>2+</sup>
140		14ao	1	3	74%	526.1 (M + 2H) <sup>2+</sup>

- 183 -

Table 2 continued



Compound	R	azide	n	3	Yield	LCMS (M/Z)
141		14ap	1	3	46%	517.7 (M + 2H) <sup>2+</sup> 1034.0 (M + H) <sup>+</sup>
142		14aq	1	3	79%	514.1 (M + 2H) <sup>2+</sup>
143		14ar	1	3	59%	512.6 (M + 2H) <sup>2+</sup>
144		14as	1	3	94%	508.6 (M + 2H) <sup>2+</sup> 1015.9 (M + H) <sup>+</sup>
145		14at	1	3	80%	499.0 (M + 2H) <sup>2+</sup>
146		14au	1	3	35%	531.2 (M + 2H) <sup>2+</sup>
147		14av	1	3	32%	514.3 (M + 2H) <sup>2+</sup>
148		14aw	1	3	69%	501.2 (M + 2H) <sup>2+</sup>
149		14ax	1	3	87%	501.1 (M + 2H) <sup>2+</sup>
150		14ay	1	3	50%	501.4 (M + 2H) <sup>2+</sup>
151		14az	1	3	62%	461.4 (M + 2H) <sup>2+</sup>
152		14ba	1	3	42%	461.2 (M + 2H) <sup>2+</sup>
153		14bb	1	3	45%	461.0 (M + 2H) <sup>2+</sup>
154		14bc	1	3	66%	486.4 (M + 2H) <sup>2+</sup>
155		14bd	1	3	93%	500.5 (M + 2H) <sup>2+</sup>
156		14be	1	3	88%	507.4 (M + 2H) <sup>2+</sup>
157		14bf	1	3	62%	493.7 (M + 2H) <sup>2+</sup> 987.2 (M + H) <sup>+</sup>
158		14bg	1	3	70%	509.9 (M + 2H) <sup>2+</sup> 1018.3 (M + H) <sup>+</sup>
159		14bh	1	3	37%	509.7 (M + 2H) <sup>2+</sup> 1017.9 (M + H) <sup>+</sup>
160		14bi	1	3	75%	470.6 (M + 2H) <sup>2+</sup>

- 184 -

Table 2 continued

Compound	R	azide	n	Alkyne	Yield	LCMS (M/Z)
161		14bj	1	3	82%	496.6 (M + 2H) <sup>2+</sup> 991.9 (M + H) <sup>+</sup>
162		14bk	1	3	69%	489.1 (M + 2H) <sup>2+</sup>
163		14bl	1	3	57%	515.5 (M + 2H) <sup>2+</sup> 1029.9 (M + H) <sup>+</sup>
164		14bm	1	3	57%	509.6 (M + 2H) <sup>2+</sup> 1017.8 (M + H) <sup>+</sup>
165		14bn	1	3	63%	496.7 (M + 2H) <sup>2+</sup>
166		14bo	1	3	89%	482.1 (M + 2H) <sup>2+</sup>
167		14bp	1	3	90%	489.5 (M + 2H) <sup>2+</sup> 977.9 (M + H) <sup>+</sup>
168		14bq	1	3	83%	505.6 (M + 2H) <sup>2+</sup> 1009.9 (M + H) <sup>+</sup> 1031.9 (M + Na) <sup>+</sup>
169		14br	1	3	89%	497.6 (M + 2H) <sup>2+</sup>
170		14bs	1	3	81%	504.5 (M + 2H) <sup>2+</sup>
171		14bt	1	3	84%	506.6 (M + 2H) <sup>2+</sup>
172		14bu	1	3	91%	497.6 (M + 2H) <sup>2+</sup>
173		14bv	1	3	93%	490.6 (M + 2H) <sup>2+</sup> 979.9 (M + H) <sup>+</sup>
174		14bw	1	3	96%	505.6 (M + 2H) <sup>2+</sup> 995.99 (M + H) <sup>+</sup> 1017.9 (M + Na) <sup>+</sup>
175		14bx	1	3	97%	486.5 (M + 2H) <sup>2+</sup> 972.0 (M + H) <sup>+</sup>
176		14bz	1	3	70%	522.4 (M + 2H) <sup>2+</sup> 1043.4 (M + H) <sup>+</sup>
177		14ca	1	3	55%	482.2 (M + 2H) <sup>2+</sup> 963.5 (M + H) <sup>+</sup>
178		14cb	1	3	88%	514.3 (M + 2H) <sup>2+</sup> 1027.5 (M + H) <sup>+</sup>
179		14cc	1	3	94%	498.0 (M + 2H) <sup>2+</sup> 1016.7 (M + Na) <sup>+</sup>
180		14cd	1	3	82%	489.5 (M + 2H) <sup>2+</sup> 977.6 (M + H) <sup>+</sup>

- 185 -

Table 2 continued

Compound	R	azide	n	Alkyne	Yield	LCMS (M/Z)
181		14ce	1	3	83%	501.9 (M + 2H) <sup>2+</sup> 1002.7 (M + H) <sup>+</sup>
182		14cf	1	3	90%	499.1 (M + 2H) <sup>2+</sup> 996.7 (M + H) <sup>+</sup>
183		14cg	1	3	79%	510.0 (M + 2H) <sup>2+</sup> 1018.8 (M + H) <sup>+</sup> 1040.8 (M + Na) <sup>+</sup>
184		14ch	1	3	93%	502.7 (M + 2H) <sup>2+</sup> 1002.7 (M + H) <sup>+</sup> 1024.7 (M + Na) <sup>+</sup>
185		14ci	1	3	54%	486.0 (M + 2H) <sup>2+</sup> 970.8 (M + H) <sup>+</sup> 992.8 (M + Na) <sup>+</sup>
186		14cj	1	3	91%	478.5 (M + 2H) <sup>2+</sup> 955.7 (M + H) <sup>+</sup>
187		14ck	1	3	40%	468.3 (M + 2H) <sup>2+</sup> 935.9 (M + H) <sup>+</sup>
188		14cl	1	3	72%	487.5 (M + 2H) <sup>2+</sup> 973.9 (M + H) <sup>+</sup>
189		14cm	1	3	75%	514.6 (M + 2H) <sup>2+</sup> 1027.8 (M + H) <sup>+</sup>
190		14cn	1	3	98%	507.4 (M + 2H) <sup>2+</sup> 1013.8 (M + H) <sup>+</sup>
191		14co	1	3	89%	527.6 (M + 2H) <sup>2+</sup> 1053.8 (M + H) <sup>+</sup> 1075.9 (M + Na) <sup>+</sup>
192		14cp	1	3	85%	548.1 (M + 2H) <sup>2+</sup> 1094.1 (M + H) <sup>+</sup>
193		14cq	1	3	92%	546.9 (M + 2H) <sup>2+</sup> 1092.0 (M + H) <sup>+</sup>
194		14cr	1	3	88%	525.8 (M + 2H) <sup>2+</sup> 1049.9 (M + H) <sup>+</sup>
195		14cs	1	3	87%	573.3 (M + 2H) <sup>2+</sup>
196		14ct	1	3	58%	523.2 (M + 2H) <sup>2+</sup>
197		14cu	1	3	75%	492.6 (M + 2H) <sup>2+</sup>
198		14ae	2	4	83%	484.0 (M + 2H) <sup>2+</sup> 966.6 (M + H) <sup>+</sup>
199		14cf	2	4	79%	506.1 (M + 2H) <sup>2+</sup> 1010.7 (M + H) <sup>+</sup>
200		14ci	2	4	87%	493.0 (M + 2H) <sup>2+</sup>

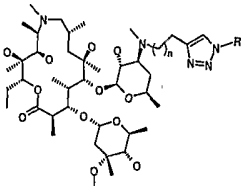
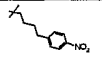
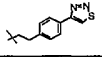
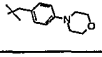
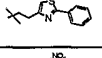
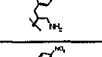
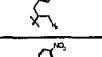
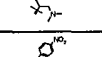
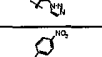
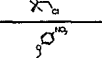
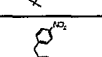
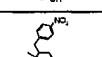
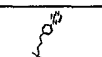
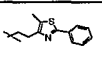
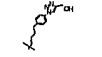
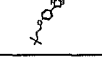
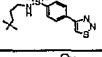
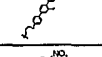
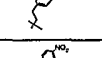
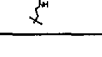

- 186 -

Table 2 continued

Compound	R	azide	n	Alkyne	Yield	LCMS (M/Z)
201		14cj	2	4	83%	485.5 (M + 2H) <sup>2+</sup> 969.6 (M + H) <sup>+</sup>
202		14cg	2	4	83%	516.7 (M + 2H) <sup>2+</sup> 1032.8 (M + H) <sup>+</sup>
203		14ch	2	4	87%	509.7 (M + 2H) <sup>2+</sup> 1016.7 (M + H) <sup>+</sup>
204		14s	2	4	21%	1040.5 (M + H) <sup>+</sup>
205		14cv	2	4	63%	1076.6 (M + H) <sup>+</sup>
206		14ad	2	4	84%	1016.7 (M + H) <sup>+</sup> 1038.7 (M + Na) <sup>+</sup>
207		14bq	2	4	93%	512.5 (M + 2H) <sup>2+</sup>
208		14w	2	4	93%	497.6 (M + 2H) <sup>2+</sup> 994.4 (M + H) <sup>+</sup>
209		14cx	3	5	88%	534.8 (M + 2H) <sup>2+</sup> 909.8 (M - C <sub>8</sub> H <sub>15</sub> O <sub>3</sub> + H) <sup>+</sup> 1068.0 (M
210		14bd	3	5	92%	514.7 (M + 2H) <sup>2+</sup>
211		14dg	1	3	90%	951.3 (M + H) <sup>+</sup>
212		14dh	1	3	63%	934.4 (M + H) <sup>+</sup>
213		14dj	1	3	83%	907.3 (M + H) <sup>+</sup>
214		14di	1	3	83%	907.3 (M + H) <sup>+</sup>
215		14ec	1	3	92%	502.7 (M + 2H) <sup>2+</sup>
216		14ed	1	3	97%	1045 (M + H) <sup>+</sup>
217		14ef	1	3	67%	512.5 (M + 2H) <sup>2+</sup>
218		14eg	1	3	96%	512.1 (M + 2H) <sup>2+</sup>
219		14eh	1	3	91%	519.5 (M + 2H) <sup>2+</sup>
220		14ei	1	3	80%	470.0 (M + 2H) <sup>2+</sup> 938.9 (M + H) <sup>+</sup>

- 187 -

Table 2 continued

						
Compound	R	azide	n	Alkyne	Yield	LCMS (M/Z)
221		14ej	2	4	90%	511.6 (M + 2H) <sup>2+</sup>
222		14el	1	3	76%	510.1 (M + 2H) <sup>2+</sup>
223		14em	1	3	62%	1006.0 (M + H) <sup>+</sup>
224		14en	1	3	47%	509.6 (M + 2H) <sup>2+</sup>
225		14eo	1	3	69%	505.0 (M + 2H) <sup>2+</sup>
226		N/A	1	3	97%	518.1 (M + 2H) <sup>2+</sup>
227		14eq	1	3	73%	519.2 (M + 2H) <sup>2+</sup>
228		14er	1	3	49%	531.1 (M + 2H) <sup>2+</sup>
229		14es	1	3	89%	514.6 (M + 2H) <sup>2+</sup>
230		14et	1	3	74%	505.6 (M + 2H) <sup>2+</sup>
231		14eu	3	5	65%	519.8 (M + 2H) <sup>2+</sup>
232		14ev	3	5	34%	505.6 (M + 2H) <sup>2+</sup>
233		14ew	1	3	64%	515.6 (M + 2H) <sup>2+</sup> 1030.0 (M + H) <sup>+</sup>
234		14ex	1	3	52%	516.6 (M + 2H) <sup>2+</sup> 1031.9 (M + H) <sup>+</sup>
235		14ey	1	3	77%	530.6 (M + 2H) <sup>2+</sup>
236		14ez	1	3	62%	525.1 (M + 2H) <sup>2+</sup>
237		14fa	1	3	66%	556.6 (M + 2H) <sup>2+</sup>
238		14fb	1	3	88%	408.8 (M + 3H) <sup>3+</sup>
239		14w	3	5	44%	504.4 (M + 2H) <sup>2+</sup>
240		14fd	1	3	83%	512.0 (M + 2H) <sup>2+</sup>

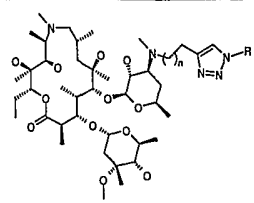




















- 188 -

Table 2 continued

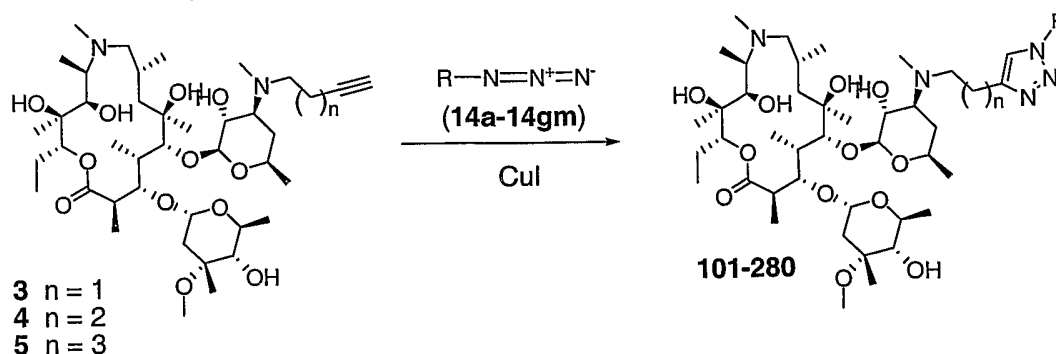
Compound	R	azide	n	Alkyne	Yield	LCMS (M/Z)
241		14fe	1	3	61%	528.1 (M + 2H) <sup>2+</sup>
242		14ff	1	3	89%	437.5 (M + 2H) <sup>2+</sup>
243		14fg	1	3	90%	453.3 (M + 2H) <sup>2+</sup>
244		14fh	1	3	92%	502.6 (M + 2H) <sup>2+</sup> 1003.9 (M + H) <sup>+</sup>
245		14fi	1	3	83%	518.5 (M + 2H) <sup>2+</sup>
246		14fj	1	3	36%	546.1 (M + 2H) <sup>2+</sup>
247		14fk	1	3	56%	540.1 (M + 2H) <sup>2+</sup>
248		14fl	1	3	80%	530.1 (M + 2H) <sup>2+</sup>
249		14fm	1	3	66%	546.6 (M + 2H) <sup>2+</sup>
250		14fn	1	3	24%	505.0 (M + 2H) <sup>2+</sup>
251		14fo	1	3	96%	497.6 (M + 2H) <sup>2+</sup> 993.7 (M + H) <sup>+</sup>
252		14fp	1	3	95%	522.1 (M + 2H) <sup>2+</sup>
254		14fr	1	3	30%	522.6 (M + 2H) <sup>2+</sup>
255		14fs	1	3	29%	1003.7 (M + H) <sup>+</sup>
256		14ft	1	3	27%	533.1 (M + 2H) <sup>2+</sup>
257		14fu	1	3	89%	1002.8 (M + H) <sup>+</sup>
258		14fv	1	3	91%	515.5 (M + 2H) <sup>2+</sup> 1029.8 (M + H) <sup>+</sup>
259		14fw	1	3	20%	991.8 (M + H) <sup>2+</sup>
260		14fx	1	3	50%	1056.8 (M + H) <sup>+</sup>

- 189 -

Table 2 continued

						
Compound	R	azide	n	Alkyne	Yield	LCMS (M/Z)
261		14fy	1	3	60%	578.1 (M + 2H) <sup>2+</sup> 1154.9 (M + H) <sup>+</sup>
262		14fz	1	3	92%	533.1 (M + 2H) <sup>2+</sup>
263		14ga	1	3	90%	529.5 (M + 2H) <sup>2+</sup>
264		14gb	1	3	87%	511.9 (M + 2H) <sup>2+</sup>
265		14gc	1	3	45%	521.5 (M + 2H) <sup>2+</sup>
266		14gd	1	3	94%	513.6 (M + 2H) <sup>2+</sup>
267		14ge	1	3	79%	513.6 (M + 2H) <sup>2+</sup>
268		14gf	1	3	75%	530 (M + 2H) <sup>2+</sup>
269		14gg	1	3	78%	531 (M + 2H) <sup>2+</sup> 1060.7 (M + H) <sup>+</sup>
270		14gh	1	3	88%	533.1 (M + 2H) <sup>2+</sup> 1064.8 (M + H) <sup>+</sup>
271		14gi	1	3	14%	976.7 (M + H) <sup>+</sup>
272		14gj	1	3	76%	530 (M + 2H) <sup>2+</sup>
273		14gk	1	3	56%	514.6 (M + 2H) <sup>2+</sup> 1064.8 (M + H) <sup>+</sup>
274		14gl	1	3	61%	514.6 (M + 2H) <sup>2+</sup> 1064.8 (M + H) <sup>+</sup>
275		14gm	1	3	55%	485.1 (M + 2H) <sup>2+</sup>
276		14gn	1	3	85%	512.6 (M + 2H) <sup>2+</sup> 1024 (M + H) <sup>+</sup>
277		14go	1	3	88%	512.6 (M + 2H) <sup>2+</sup> 1024 (M + H) <sup>+</sup>
278		14fq	1	3	46%	532.4 (M + 2H) <sup>2+</sup>
279		14ab	1	3	23%	539.5 (M + 2H) <sup>2+</sup>
280		14ac	1	3	42%	560.6 (M + 2H) <sup>2+</sup>

- 190 -

**Scheme 101: Synthesis of compounds of Table 2**

5 Triazoles **101 -280** were produced from alkynes **3**, **4**, and **5** using azides **14a-14gm** under one of several similar reaction conditions as exemplified by Conditions A, B, C, and D below for compounds **151**, **155**, **159**, and **158** respectively. Use of Conditions A and C, which do not include the step of degassing the reaction mixture, resulted in the formation of significant amounts of iodinated side-products in addition to the desired product and thereby generally produced lower isolated yields. Additionally, reduction of the amount of copper iodide used in

10 the reaction to 0.5 molar equivalents or less as in conditions B and D also resulted in reduced formation of iodinated by-products. As demonstrated in Condition D, the presence of Hunig's base was not essential for the success of the triazole formation step; however, it was found preferable that the base be included since it often resulted in a higher rate of reaction and allowed correspondingly shorter reaction times to be used.

15

**Condition A:****Synthesis of triazole 151**

To a stirred solution of alkyne **3** (30 mg, 0.04 mmol), azide **14az** (10 mg, 0.07 mmol) and Hunig's base (10  $\mu$ L) in 0.5 mL tetrahydrofuran (THF) was added CuI (5 mg, 0.03 mmol). The

20 mixture was stirred at ambient temperature for 16h then diluted with  $\text{CH}_2\text{Cl}_2$  (10 mL) and washed with a 3:1 mixture of saturated aqueous  $\text{NH}_4\text{Cl}$  and 28% aqueous  $\text{NH}_4\text{OH}$  (10 mL) and with brine (10 mL) the aqueous washes were back-extracted with  $\text{CH}_2\text{Cl}_2$  (2 x 10 mL). The combined organic extracts were dried over  $\text{K}_2\text{CO}_3$ , filtered, and concentrated to afford 52 mg of crude product which was purified by chromatography on silica gel (elution with 40:1 2M  $\text{NH}_3$  in

25 MeOH and  $\text{CH}_2\text{Cl}_2$ ) to give the title compound as a white solid (22 mg, 63%). (943.4  $[\text{M} + \text{Na}]^+$ , 921.3  $[\text{M} + \text{H}]^+$ , 461.3  $[\text{M} + 2\text{H}]^{2+}$ .

- 191 -

**Condition B:****Synthesis of triazole 155**

A solution of alkyne **3** (80 mg, 0.10 mmol) and azide **14bd** (21 mg, 0.12 mmol) and Hunig's base in 0.4 mL THF was thoroughly degassed by alternately evacuating the reaction vessel and purging with dry argon. CuI was then added (2 mg, 0.01 mmol) and the mixture was further degassed. The mixture was stirred under argon for 6h then diluted with CH<sub>2</sub>Cl<sub>2</sub> (20 mL) and washed with a 3:1 mixture of saturated aqueous NH<sub>4</sub>Cl and 28% aqueous NH<sub>4</sub>OH (10 mL) and with brine (10 mL) the aqueous washes were back-extracted with CH<sub>2</sub>Cl<sub>2</sub> (2 x 15 mL). The combined organic extracts were dried over K<sub>2</sub>CO<sub>3</sub>, filtered, and concentrated to afford 115 mg of crude product which was purified by chromatography on silica gel (eluted with 2M NH<sub>3</sub> in MeOH (2.5%) and CH<sub>2</sub>Cl<sub>2</sub> (97.5%)). To give the title compound as a white solid (94 mg, 0.094 mmol). MS (ESI) *m/e* 999.3 [M + H]<sup>+</sup>, 500.4 [M + 2H]<sup>2+</sup>.

**Condition C:****15 Synthesis of triazole 159**

To a stirred solution of alkyne **3** (79 mg, 0.10 mmol) and Hunig's base (0.2 mL) in 3 mL THF was added azide **14bh** (115 mg, 0.50 mmol) and CuI (20 mg, 0.10 mmol). The reaction mixture was stirred under argon for 60h then poured into saturated aqueous NH<sub>4</sub>Cl and extracted with CH<sub>2</sub>Cl<sub>2</sub>. The organic extracts were dried over Na<sub>2</sub>SO<sub>4</sub>, filtered, and concentrated to afford a crude residue which was purified by silica gel chromatography (eluted with 25:1:0.1 CH<sub>2</sub>Cl<sub>2</sub>:MeOH:NH<sub>4</sub>OH) and then by preparative TLC (elution with 25:1:0.1 CH<sub>2</sub>Cl<sub>2</sub>:MeOH:NH<sub>4</sub>OH) to afford the title compound as a white solid (38 mg, 0.037 mmol). MS (ESI) *m/e* 1017.9 [M + H]<sup>+</sup>, 509.7 [M + 2H]<sup>2+</sup>.

**25 Condition D****Synthesis of triazole 158.**

A solution of alkyne **3** (120 mg, 0.15 mmol) and azide **14bg** (60 mg, 0.25 mmol) in 2.7 mL THF was thoroughly degassed by alternately evacuating the reaction vessel and purging with dry argon. CuI was then added (10 mg, 0.05 mmol) and the mixture was further degassed. The mixture was stirred under argon for 4h then concentrated in vacuo, dissolved in CH<sub>2</sub>Cl<sub>2</sub> (1 mL), and placed directly on a silica gel column. Elution with 2 molar (M) NH<sub>3</sub> in MeOH (3%) and

- 192 -

CH<sub>2</sub>Cl<sub>2</sub> (97%) gave the title compound as a white solid (80 mg, 0.08 mmol). MS (ESI) *m/e* 1019.6[M + H]<sup>+</sup>, 510.6 [M + 2H]<sup>2+</sup>.

The remainder of the compounds in Table 2 were synthesized from alkynes **3**, **4**, or **5** and the appropriate azides **14a-14gm** as indicated in table 2 using conditions closely analogous to one of the four procedures above. The time required for each reaction to proceed to completion was variable and was dependent upon several factors including: the specific substrates; the amount of Cu(I) salt used; the presence or absence of Hunig's base; and the concentration of the reactants. Reactions were monitored for the disappearance of the starting materials by TLC and/or LCMS and were typically allowed to run for between about 2h to about 72h. Reactions were stopped when analysis demonstrated that the starting alkyne substrate had been substantially consumed. The workup and purification protocols exemplified in conditions A – D are typical of those used for all reactions. Slight modifications to the described workup procedures may have been used (such modifications include the use of different aqueous wash solutions, different organic solvents for extraction, the use of other anhydrous salts for the drying of organic extracts, and the employment of different solvent mixtures for the chromatographic purification of the compounds). In all cases, the methods used for the workup of the reaction mixtures, the extraction of products, the drying of organic extracts, and for the isolation and purification of the title compounds were typical of procedures familiar to those trained in the art of organic synthesis. There were no specific or unusual protocols employed in the isolation and purification of the reaction products that were found to be critical in these processes. The isolated chemical yields for the synthesis of compounds **101-280** were variable and are indicated in the penultimate column of Table 2.

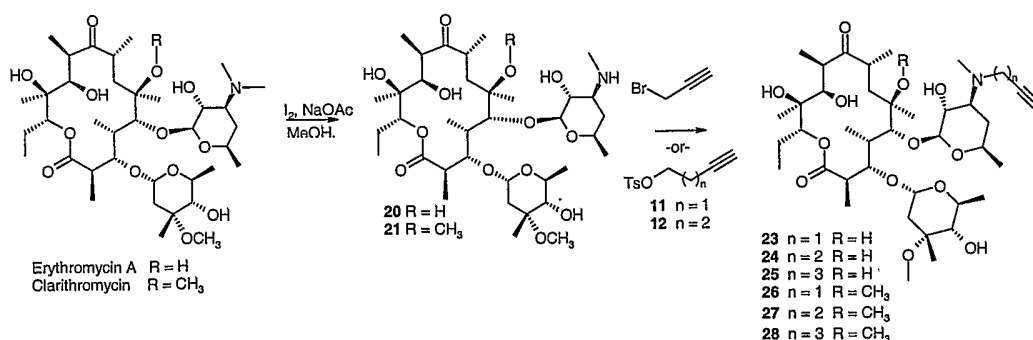
### Example 2 - Synthesis of Compounds 301-357

Schemes 103 and 104 below depict the synthesis of compounds **301-357**. Demethylation of erythromycin A selectively produced 3'-*N*-desmethyl-erythromycin A **20**. Similarly, demethylation of clarithromycin yielded 3'-*N*-desmethyl-clarithromycin **21**. Amines **20** and **21** were selectively *N*-alkylated with propargyl bromide or with tosylates **11** or **12** to produce alkynes **23**, **24**, **25**, **26**, **27**, or **28**. As shown in Scheme 2 alkynes **23-28** are reacted with azides **14a-14eb** in the presence of copper (I) iodide to selectively afford the triazoles **301-357**.

30

### Scheme 103: Synthesis of alkynes 23-28.

- 193 -



### Synthesis of 3'-N-desmethyl-erythromycin A 20

Compound **20** was made from erythromycin A employing the procedure described in  
 5 U.S. Patent No. 3,725,385.

### Synthesis of 3'-N-desmethyl-clarithromycin 21

To a mixture of clarithromycin (1.00 g, 1.3 mmol) and NaOAc•3H<sub>2</sub>O (0.885 g, 6.5 mmol) was  
 added MeOH-H<sub>2</sub>O (20 mL, 4:1), and the mixture heated to 55-60°C. Iodine (0.330 g, 1.3 mmol)  
 10 was added portion-wise and the reaction stirred at 55-60°C for 3 h. The reaction mixture was  
 poured into 50 mL chloroform (CHCl<sub>3</sub>) containing 1 mL ammonium hydroxide. It was extracted  
 with CHCl<sub>3</sub> (4 x 50 mL), washed with water (70 mL) containing 5 mL ammonium hydroxide,  
 dried (anhydrous Na<sub>2</sub>SO<sub>4</sub>), concentrated, and purified by flash chromatography (silica gel,  
 CHCl<sub>3</sub>:MeOH:NH<sub>4</sub>OH 100:10:0.1) to afford **21**. Yield: 0.9g (92%).

15

### Synthesis of alkyne 24

A mixture of 3'-N-desmethyl-erythromycin A **20** (1.0 g, 1.4 mmol) and tosylate **11** (1.25  
 g, 5.6 mmol) in anhydrous THF (15 mL) and Hunig's base (2.2 mL, 11.9 mmol) was kept  
 stirring at 55°C for 48 hours. The reaction was poured into CH<sub>2</sub>Cl<sub>2</sub> (50 mL), extracted with 2%  
 20 aqueous NH<sub>4</sub>OH (3 x 30 mL) and saturated brine (1 x 30 mL). The organic layer was dried over  
 Na<sub>2</sub>SO<sub>4</sub> and the solvent was evaporated away. The crude was purified on a silica gel column  
 eluting with CH<sub>2</sub>Cl<sub>2</sub>/MeOH 10:1 to give **24** (0.35 g, 32%).

### Synthesis of alkyne 23

Alkyne **23** was made from 3'-N-desmethyl-erythromycin A **20** and propargyl bromide  
 25 using the same procedure described for the synthesis of compound **24**.

**Synthesis of alkyne 25**

Alkyne **25** was made from 3'-*N*-desmethyl-erythromycin A **20** and tosylate **12** using the same procedure described for the synthesis of compound **24**.

**Synthesis of alkyne 26**

5 Alkyne **26** was made from 3'-*N*-desmethyl-clarithromycin **21** and propargyl bromide using the same procedure described for the synthesis of compound **24**.

**Synthesis of alkyne 27**

Alkyne **27** was made from 3'-*N*-desmethyl-clarithromycin **21** and tosylate **11** using the same procedure described for the synthesis of compound **24**.

**10 Synthesis of alkyne 28**

Alkyne **28** was made from 3'-*N*-desmethyl-clarithromycin **21** and tosylate **12** using the same procedure described for the synthesis of compound **24**.

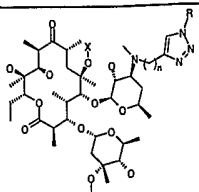
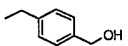

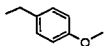


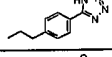






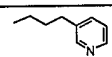

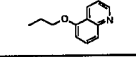






- 195 -

Table 3

Compound	R	n	X	Azide	Alkyne	Yield	LCMS (M/Z)
301		3	H	14cy	8	77%	1175.3 (M+H) <sup>+</sup>
302		2	CH <sub>3</sub>	14da	9	30%	987.8 (M+H) <sup>+</sup> 1009.8 (M+Na) <sup>+</sup>
303		2	CH <sub>3</sub>	14c	9	21%	997.8 (M+H) <sup>+</sup> 1009.8 (M+Na) <sup>+</sup>
304		2	CH <sub>3</sub>	14b	9	57%	1011.8 (M+H) <sup>+</sup> 1033.8 (M+Na) <sup>+</sup>
305		2	CH <sub>3</sub>	14u	9	82%	991.5 (M+H) <sup>+</sup>
306		2	CH <sub>3</sub>	14db	9	68%	945.5 (M+H) <sup>+</sup> 966.3 (M+Na) <sup>+</sup>
307		2	CH <sub>3</sub>	14dc	9	83%	978.4 (M+H) <sup>+</sup> 999.3 (M+Na) <sup>+</sup>
308		2	CH <sub>3</sub>	14dd	9	77%	997.2 (M+H) <sup>+</sup> 1021.6 (M+Na) <sup>+</sup>
309		2	CH <sub>3</sub>	14de	9	92%	953.4 (M+H) <sup>+</sup> 975.4 (M+Na) <sup>+</sup>
310		2	CH <sub>3</sub>	14df	9	92%	1028.3 (M+H) <sup>+</sup> 1049.2 (M+Na) <sup>+</sup>
311		2	CH <sub>3</sub>	14au	9	59%	1059.9 (M+H) <sup>+</sup> 1081.8 (M+Na) <sup>+</sup>
312		2	CH <sub>3</sub>	14az	9	66%	921.2 (M+H) <sup>+</sup> 943.3 (M+Na) <sup>+</sup>
313		2	CH <sub>3</sub>	14ba	9	80%	921.1 (M+H) <sup>+</sup> 943.3 (M+Na) <sup>+</sup>
314		2	CH <sub>3</sub>	14bq	9	79%	1008.9 (M+H) <sup>+</sup> 1030.9 (M+Na) <sup>+</sup>
315		2	CH <sub>3</sub>	14dg	9	95%	951.4 (M+H) <sup>+</sup>
316		2	CH <sub>3</sub>	14dh	9	88%	933.5 (M+H) <sup>+</sup>
317		2	CH <sub>3</sub>	14di	9	66%	906.7 (M+H) <sup>+</sup>
318		2	CH <sub>3</sub>	14dj	9	90%	906.6 (M+H) <sup>+</sup>
319		2	CH <sub>3</sub>	14w	9	91%	979.3 (M+H) <sup>+</sup>
320		2	CH <sub>3</sub>	14v	9	93%	964.4 (M+H) <sup>+</sup>
321		2	CH <sub>3</sub>	14dk	9	91%	979.2 (M+H) <sup>+</sup>

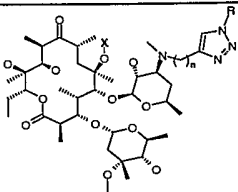
- 196 -

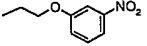
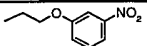
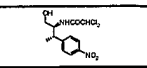
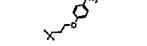
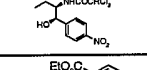
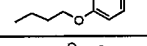
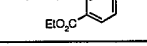
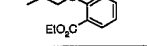
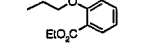
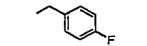
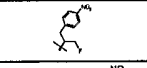
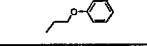
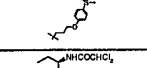
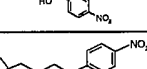

Table 3 continued

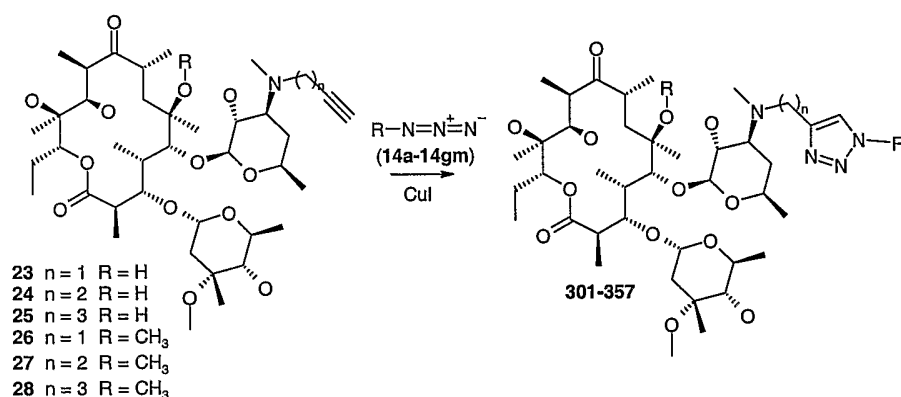
							
Compound	R	n	X	Azide	Alkyne	Yield	LCMS (M/Z) <sup>+</sup>
322		2	CH <sub>3</sub>	14dm	9	89%	949.4 (M+H) <sup>+</sup>
323		2	CH <sub>3</sub>	14dn	9	92%	950.4 (M+H) <sup>+</sup>
324		2	CH <sub>3</sub>	14do	9	84%	950.2 (M+H) <sup>+</sup>
325		2	CH <sub>3</sub>	14bd	9	84%	999.3 (M+H) <sup>+</sup>
326		2	CH <sub>3</sub>	14x	9	68%	987.3 (M+H) <sup>+</sup>
327		2	CH <sub>3</sub>	14dp	9	66%	1001.3 (M+H) <sup>+</sup>
328		2	CH <sub>3</sub>	14be	9	68%	1012.2 (M+H) <sup>+</sup>
329		2	CH <sub>3</sub>	14dq	9	84%	987.3 (M+H) <sup>+</sup>
330		3	CH <sub>3</sub>	14v	10	94%	978.43 (M+H) <sup>+</sup>
331		3	CH <sub>3</sub>	14dr	10	86%	951.2 (M+H) <sup>+</sup>
332		3	CH <sub>3</sub>	14bd	10	86%	1012.3 (M+H) <sup>+</sup>
333		2	CH <sub>3</sub>	14dx	9	73%	935 (M+H) <sup>+</sup>
334		2	CH <sub>3</sub>	14t	9	57%	968 (M+H) <sup>+</sup>
335		2	CH <sub>3</sub>	14dy	9	38%	949 (M+H) <sup>+</sup>
336		2	CH <sub>3</sub>	14dz	9	52%	1007 (M+H) <sup>+</sup>
337		3	H	14aw	8	78%	1001.4 (M+H) <sup>+</sup>
338		2	H	14aw	7	81%	1001.4 (M+H) <sup>+</sup>
339		1	H	14aw	6	81%	1001.4 (M+H) <sup>+</sup>
340		1	H	14ds	6	63%	967 (M+H) <sup>+</sup>
341		2	H	14ds	7	78%	981 (M+H) <sup>+</sup>
342		3	H	14ds	8	63%	995 (M+H) <sup>+</sup>

- 197 -

Table 3 continued



Compound	R	n	X	Azide	Alkyne	yield	LCMS (M/Z)
343		2	H	14a	7	34%	981 (M+H) <sup>+</sup>
344		3	H	14a	8	67%	995 (M+H) <sup>+</sup>
345		3	H	14dt	8	75%	1133.3 (M+H) <sup>+</sup>
346		2	CH <sub>3</sub>	14et	9	89%	1008.9 (M+H) <sup>+</sup>
347		3	H	14du	8	84%	1133.3 (M+H) <sup>+</sup>
348		2	H	14dv	7	68%	1022 (M+H) <sup>+</sup>
349		1	H	14dw	6	69%	994 (M+H) <sup>+</sup>
350		2	H	14dw	7	35%	1008 (M+H) <sup>+</sup>
351		3	H	14dw	8	30%	1022 (M+H) <sup>+</sup>
352		2	CH <sub>3</sub>	14dr	9	97%	937.3 (M+H) <sup>+</sup>
353		2	CH <sub>3</sub>	14bt	9	85%	1010.8 (M+H) <sup>+</sup> 1032.8 (M+Na) <sup>+</sup>
354		1	H	14a	6	95%	967 (M+H) <sup>+</sup>
355		2	CH <sub>3</sub>	14fp	9	95%	1041.8 (M+H) <sup>+</sup> 1063.7 (M+Na) <sup>+</sup>
356		2	H	14du	8	73%	1122.4 (M+H) <sup>+</sup>
357		2	CH <sub>3</sub>	14ej	9	89%	1006.9 (M+H) <sup>+</sup> 1028.9 (M+Na) <sup>+</sup>

**Scheme 104: Synthesis of compounds of Table 3**

Triazoles **301-357** were produced from alkynes **23-28** using azides **14a-14gm** under reaction conditions as exemplified by Conditions A, B, C, and D above for compounds **101-280** in Example 1. As above, the use of Conditions A and C, which do not include the step of degassing the reaction mixture, resulted in the formation of iodinated side-products and generally lower yields. Additionally, reduction of the amount of copper salt used in the reaction to 0.5 molar equivalents or less as in conditions B and D resulted in reduced formation of iodinated by-products.

The compounds in Table 2 were synthesized using conditions closely analogous to conditions A, B, C, and D described above. The time required for each reaction to proceed to completion was again variable and was dependent upon the several variables noted above including: the specific substrates, the amount of Copper (I) salt used, the presence or absence of Hunig's base, and the concentration of the reactants. Reactions were monitored for the disappearance of the starting materials by TLC and/or LCMS and were typically allowed to run for between about 2h to about 72h with the majority being about 16h. Reactions were stopped when analysis demonstrated that the starting alkyne substrate had been substantially consumed. The workup and purification protocols exemplified in conditions A-D are typical of those used for all products in Table 2. Slight modifications to the described workup procedures may have been used as set forth above for the compounds of Table 2.

**Example 3 - Synthesis of Compounds 401-417**

Compounds **401-417** shown in Table 4 were derived from telithromycin using methodology analogous to that described above for the compounds of Tables 2 and 3. Telithromycin was selectively *N*-demethylated and then alkylated with tosylate **11** as described

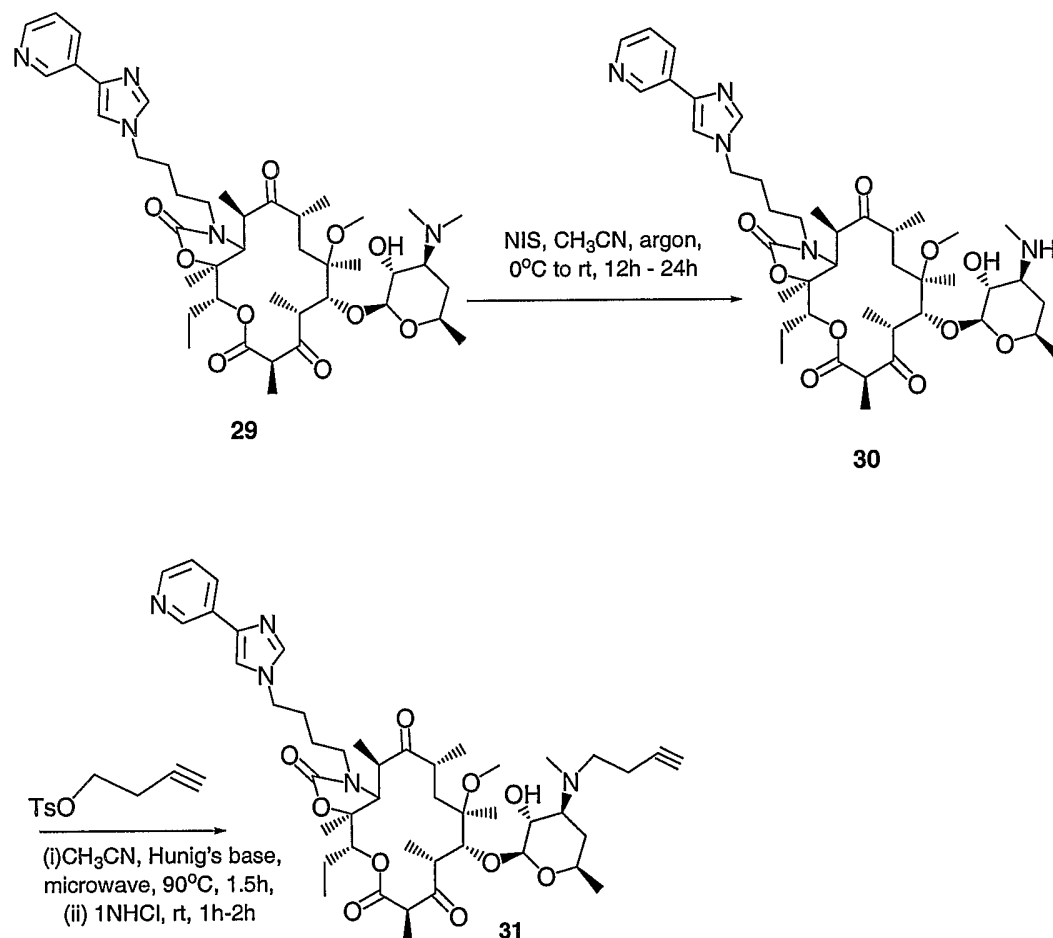
- 199 -

for azithromycin, erythromycin and clarithromycin above. The resulting alkyne was elaborated to the corresponding triazoles using the same copper catalyzed [3 + 2] cycloaddition reaction with azides **14** discussed above.

### Synthesis of 3'-*N*-Desmethyl telithromycin **30**

- 5 To a solution of telithromycin **29** (3.0 g, 3.60 mmol) in anhydrous acetonitrile (70 mL) was added N-iodosuccinimide (NIS) (0.98 g, 4.32 mmol) in two portions within 30 min at 0°C under argon atmosphere. The mixture was allowed to warm to rt and stirred overnight. CH<sub>2</sub>Cl<sub>2</sub> (250 mL) and 5 % Na<sub>2</sub>S<sub>2</sub>O<sub>3</sub> (80 mL) were added and the two layers separated. The organic layer was extracted with 5 % Na<sub>2</sub>S<sub>2</sub>O<sub>3</sub> (1 X 80 mL), dilute NH<sub>4</sub>Cl (1 X 80 mL) and dried over Na<sub>2</sub>SO<sub>4</sub>.
- 10 Solvent was evaporated and the crude was purified on silica gel eluting with 0 – 8 % methanolic ammonia (2N NH<sub>3</sub>) in CH<sub>2</sub>Cl<sub>2</sub> to give compound **30** as white solid (1.95 g, 68 %). MS (ESI) M/E; M+H<sup>+</sup> 798.6.

Scheme 105 Synthesis of alkyne **31**.



- 200 -

**Synthesis of 3'-N-(but-3-ynyl) telithromycin 31**

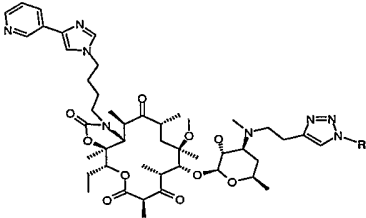
**Protocol A:** A mixture of amine **30** (0.66 g, 0.83 mmol) and tosylate **11** (0.33 g, 1.49 mmol) in THF (15 mL) and Hunig's base (3 mL) was heated at 90°C for 5 days. The solvent was  
5 evaporated; the residue was dissolved in 1N HCl (50 mL) and kept stirring at room temperature for about 1h. CH<sub>2</sub>Cl<sub>2</sub> (30 mL) was added and the two layers were separated. The aqueous layer was extracted with CH<sub>2</sub>Cl<sub>2</sub> (2 X 30 mL) and basified with NaOH (1N) to form a whitish-suspension. The suspension was extracted with CH<sub>2</sub>Cl<sub>2</sub> (3 X 30 mL) and the organic layer was dried over Na<sub>2</sub>SO<sub>4</sub>. Solvent was evaporated and the crude was purified on silica gel eluting with  
10 0 – 6 % methanolic ammonia (2N NH<sub>3</sub>) in CH<sub>2</sub>Cl<sub>2</sub> to give compound **31** as white solid (0.12 g, 17 %). MS (ESI) *m/e* 850.8 (M+H)<sup>+</sup>.

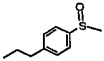
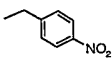
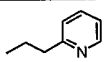
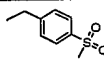
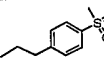
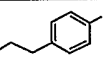
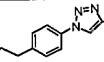
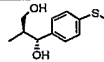
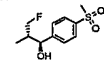
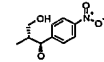
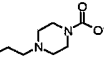
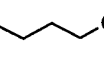
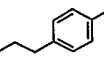
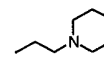
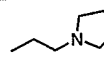
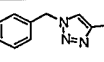
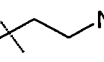
**Synthesis of 3'-N-(but-3-ynyl) telithromycin 31**

**Protocol B:** A mixture of amine **30** (0.66 g, 0.83 mmol), and tosylate **11** (0.40 g, 1.84 mmol) in  
15 acetonitrile (10 mL) and Hunig's base (0.18 mL, 1.0 mmol) was microwave heated to 90°C within 10 min and maintained at 90°C for 1.5h. The reaction was vented within 15 min and solvent was evaporated. The residue was dissolved in 1N HCl (60 mL) and kept stirring at room temperature for about 2h. CH<sub>2</sub>Cl<sub>2</sub> (30 mL) was added and the two layers were separated. The aqueous layer was extracted with CH<sub>2</sub>Cl<sub>2</sub> (2 X 30 mL) and basified with 50 % KOH to form a  
20 whitish-suspension. The suspension was extracted with CH<sub>2</sub>Cl<sub>2</sub> (3 X 30 mL) and the organic layer was dried over Na<sub>2</sub>SO<sub>4</sub>. The solvent was evaporated and the crude was purified by preparative TLC (2000 micron plate) eluting with CH<sub>2</sub>Cl<sub>2</sub>/methanolic ammonia (2N NH<sub>3</sub>) 12:1 to give compound **31** as white solid (0.19 g, 27 %). MS (ESI) *m/e* 850.8 (M+H)<sup>+</sup>.

- 201 -

Table 4



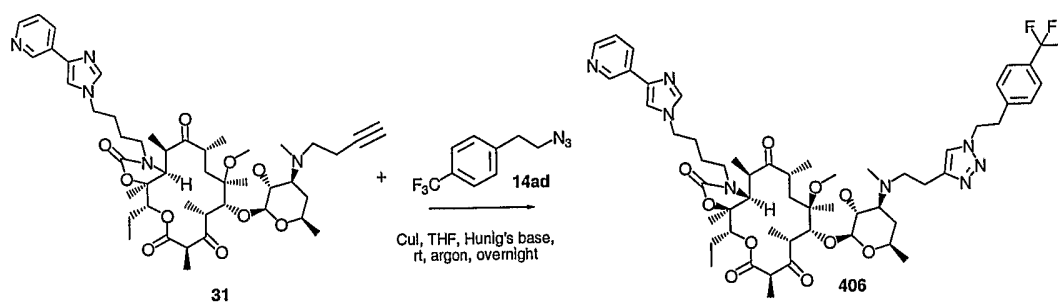
Compound	R	Azide	Yield	LCMS M/Z
401		14cf	99%	538.7 (M + 2H) <sup>2+</sup>
402		14v	67%	515.1 (M + 2H) <sup>2+</sup>
403		14dx	97%	500.1 (M + 2H) <sup>2+</sup>
404		14b	83%	531.7 (M + 2H) <sup>2+</sup>
405		14db	81%	530.7 (M + 2H) <sup>2+</sup> 1059.9 (M + H) <sup>+</sup>
406		14ad	34%	533.7 (M + 2H) <sup>2+</sup>
407		14aa	51%	548.5 (M + 2H) <sup>2+</sup> 1116.9 (M + Na) <sup>+</sup>
408		14ag	68%	548.2 (M + 2H) <sup>2+</sup>
409		14au	66%	545.8 (M + 2H) <sup>2+</sup>
410		14s	38%	562.8 (M + 2H) <sup>2+</sup>
411		14ea	61%	545.1 (M + 2H) <sup>2+</sup>
412		14eb	98%	553.7 (M + 2H) <sup>2+</sup> 1127.9 (M + Na) <sup>+</sup>
413		14w	52%	476.6 (M + 2H) <sup>2+</sup> 973.9 (M + Na) <sup>+</sup>
414		14by	78%	522.1 (M + 2H) <sup>2+</sup>
415		14j	86%	504.1 (M + 2H) <sup>2+</sup> 1029.1 (M + Na) <sup>+</sup>
416		14z	89%	496.1 (M + 2H) <sup>2+</sup> 991.1 (M + H) <sup>+</sup>
417		14ff	30%	469.0 (M + 2H) <sup>2+</sup> 958.9 (M + Na) <sup>+</sup>

- 202 -

Triazoles **401 -417** were produced from alkyne **31** using azides **14a-14gm** under reaction conditions similar to those described above for the compounds of Tables 4 and 5. As above, the use of conditions which did not include the step of degassing the reaction mixture, resulted in the formation of iodinated side-products and generally lower yields. Additionally, reduction of the amount of copper salt used in the reaction to 0.5 molar equivalents or less resulted in reduced formation of iodinated by-products.

The procedure detailed below for the synthesis of compound **406** from azide **14ad** is typical of those used for all compounds in Table 4. As described in Example 1, the time required for each reaction to proceed to completion was again variable and was dependent upon the several variables noted above including: the specific substrates, the amount of Copper (I) salt used, the presence or absence of Hunig's base, and the concentration of the reactants. Reactions were monitored for the disappearance of the starting materials by TLC and/or LCMS and were typically allowed to run for between about 6h to about 24h and were stopped when analysis demonstrated that the starting alkyne substrate had been substantially consumed. The workup and purification protocols exemplified in conditions A-D in Example 1 are typical of those used for all products in Table 6. Slight modifications to the described workup procedures may have been used as described above in Example 1 for the synthesis of compounds of Table 4.

#### Scheme 106: Synthesis of compound **406**



20

#### Synthesis of compound **406**

This compound was obtained from the reaction of alkyne **31** (0.06 g, 0.07 mmol) with azide **14ad** (0.030 g, 0.14 mmol) under argon atmosphere in the presence of CuI (0.030 g, 0.14 mmol) in THF (5 mL) and Hunig's base (0.05 mL) mixture at room temperature overnight with workup as described before. The crude reaction was purified by preparative TLC (2000 micron

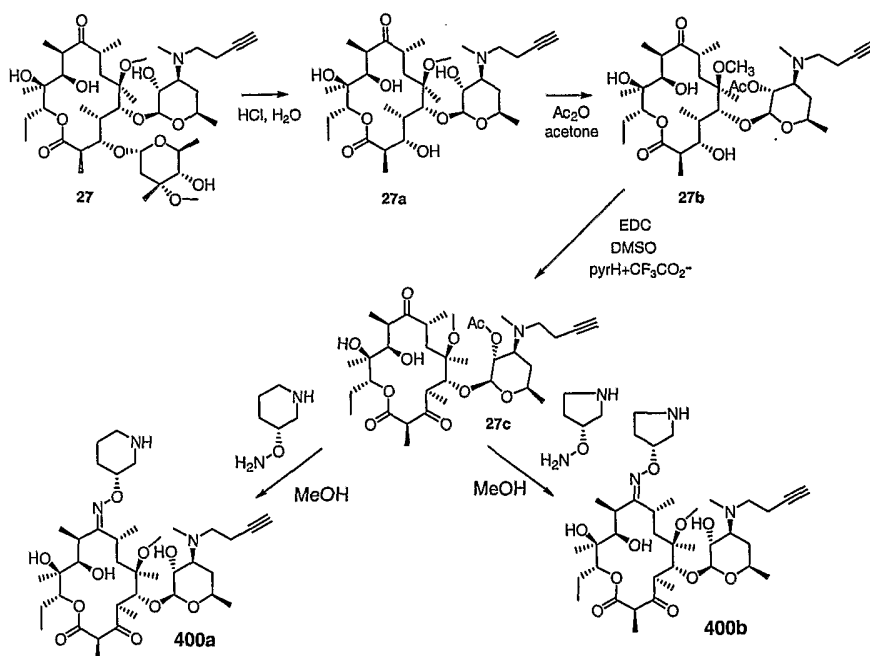
25

plate) eluting with  $\text{CH}_2\text{Cl}_2/\text{MeOH}$  12:1 to give triazole **406** as white solid (0.025g, 34 %). MS (ESI)  $m/e$  533.7 ( $\text{M}+2\text{H}$ )<sup>2+</sup>.

#### Example 4: Synthesis of compounds 425-451

The oximes **425-433** of Table 5 were synthesized from alkynes **400a** to **400i** by copper(I)-promoted cycloaddition with azides **14a-14gm** in a manner analogous to the procedures presented previously. Alkyne precursors **401a** – **401i** with substituted oxime functionality at the 9-position of the macrocyclic ring were prepared from alkynes **27**, **24**, and as shown below.

#### 10 Scheme 107



#### Synthesis of alcohol 27a

To the alkyne **27** (0.700 g) was added 10 mL 0.9N HCl and the mixture was stirred for 4 h at room temperature. The reaction mixture was saturated with sodium chloride and was adjusted to pH 8 using aqueous  $\text{NH}_4\text{OH}$  solution. The solution was extracted with ethyl acetate (3 x 30 mL), dried (with  $\text{Na}_2\text{SO}_4$ ), and concentrated under reduced pressure. Purification of the crude reaction mixture by flash chromatography (silica gel, 60% ethyl acetate in hexane) afforded 0.200 g (35% yield) of the descladinose derivative **27a**. Data for **27a**: <sup>1</sup>HNMR (300

- 204 -

MHz, CDCl<sub>3</sub>, partial):  $\delta$  0.82 (t, 3H), 2.25 (s, 3H), 3.00 (s, 3H), 3.25 (dd, 1H), 3.55 (m, 2H), 3.70 (s, 1H), 3.85 (s, 1H), 3.95 (s, 1H), 4.40 (d, 1H), 5.15 (dd, 1H).

#### Synthesis of acetate 27b

To a solution of **27a** (0.200 g, 0.32 mmol) in acetone (2 mL) was added acetic anhydride (0.050 mL, 0.5 mmol) and the mixture was stirred overnight at room temperature. The reaction was quenched with water and extracted with ethyl acetate (3 x 50 mL). The combined organic fractions were washed with saturated sodium bicarbonate (3 x 50 mL), dried (anhydrous Na<sub>2</sub>SO<sub>4</sub>), and concentrated under reduced pressure. The crude reaction mixture was purified by flash chromatography (silica gel, 50% ethyl acetate in hexane) to yield 0.100 g (50% yield) of acetate **27b**. Data for **27b**: <sup>1</sup>HNMR(300 MHz, CDCl<sub>3</sub>, partial):  $\delta$  0.84 (t, 3H), 2.00 (s, 3H), 2.20 (s, 3H), 2.90 (s, 3H), 3.00 (q, 1H), 3.25 (s, 1H), 3.47 (m, 2H), 3.70 (bs, 1H), 3.82 (bs, 1H), 3.97 (s, 1H), 4.60 (d, 1H), 4.77 (dd, 1H), 5.15 (dd, 1H).

#### Synthesis of ketolide 27c

To a solution of acetate **27b** (0.090 g, 0.134 mmol), EDC•HCl (0.172 g, 0.90 mmol), and dimethyl sulfoxide (DMSO) (0.171 mL, 2.41 mmol) in CH<sub>2</sub>Cl<sub>2</sub> (1.5 mL) was added dropwise a solution of pyridinium trifluoroacetate (0.174 g, 0.90 mmol) in CH<sub>2</sub>Cl<sub>2</sub> (1 mL) at 15<sup>o</sup>C. The reaction mixture was slowly warmed up to room temperature and stirred for 3 h. The reaction was quenched with water (2 mL), and allowed to stir for 30 min. The mixture was then poured into CHCl<sub>3</sub> (50 mL), and the organic layer was washed with water (2 x 50 mL), dried (over anhydrous Na<sub>2</sub>SO<sub>4</sub>), and concentrated under reduced pressure. The crude material was purified by flash chromatography (silica gel, 30% ethyl acetate in hexane) to yield 0.070g (78%) of the ketolide **27c**. Data for **27c**: MS (ESI) *m/e* 668 (M+H)<sup>+</sup>; <sup>1</sup>HNMR (300 MHz, CDCl<sub>3</sub>, partial):  $\delta$  0.86 (t, 3H), 2.00 (s, 3H), 2.24 (s, 3H), 2.70 (s, 3H), 2.95-3.10 (m, 1H), 3.15-3.05 (m, 1H), 3.45-3.65 (m, 1H), 3.80 (q, 1H), 3.90 (s, 1H), 4.28 (d, 1H), 4.40 (d, 1H), 4.76 (dd, 1H), 5.10 (dd, 1H).

#### Synthesis of oxime 400a

To a solution of **27c** (2.0 g, 2.9 mmol) in MeOH (10 mL) was added (R)-*N*-Piperidin-3-yl-hydroxylamine hydrobromide (1.26 g, 4.4 mmol). The reaction mixture was stirred at rt for 14h. The mixture was then poured into (50 mL) and water (50 mL) the pH was adjusted to 11 by addition of NH<sub>4</sub>OH and the organic layer was separated and washed with brine (50 mL), dried (over anhydrous Na<sub>2</sub>SO<sub>4</sub>), and concentrated under reduced pressure. The crude material was

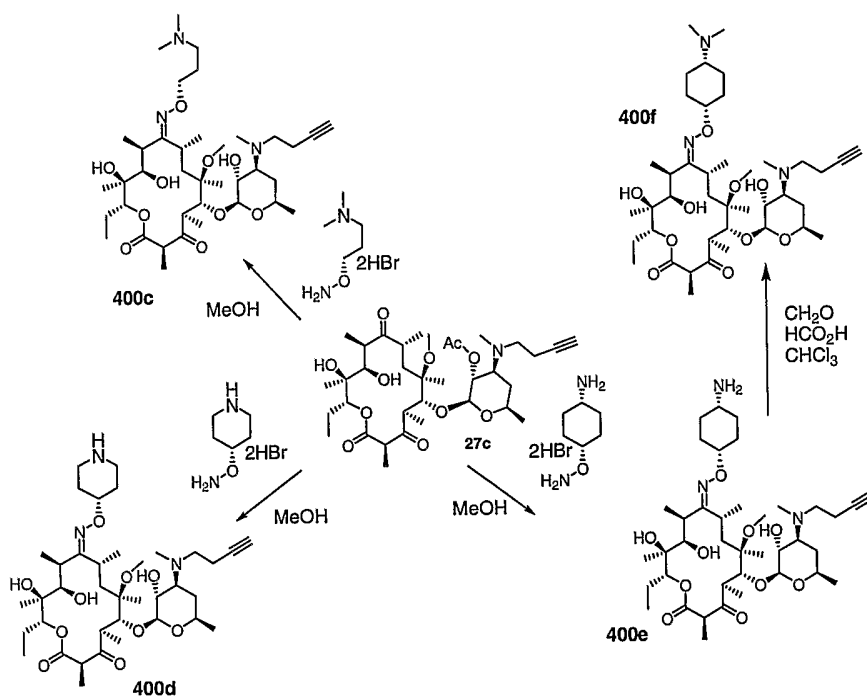
- 205 -

purified by flash chromatography (silica gel, 12:1 CH<sub>2</sub>Cl<sub>2</sub> and 2M methanolic ammonia) to yield 2g (78%) of the oxime **400a** as a 1:1 mixture of E/Z isomers. Data for **400a**: MS (ESI) *m/e* 724.7 (M+H)<sup>+</sup>.

## 5 Synthesis of oxime **400b**

Oxime **400b** was synthesized from alkyne **27c** and (R)-N-Pyrollidin-3-yl-hydroxylamine hydrobromide using the conditions described above for the synthesis of oxime **400a**. Data for **400b**: MS (ESI) *m/e* 710.6 (M+H)<sup>+</sup>.

## 10 Scheme 108



## Synthesis of oxime **400c**

Oxime **400c** was synthesized from alkyne **27c** and *N*-[2-dimethylaminoethyl]-hydroxylamine hydrobromide using the conditions described above for the synthesis of oxime **400a**. Data for **400b**: MS (ESI) *m/e* 726.5 (M+H)<sup>+</sup>.

- 206 -

**Synthesis of oxime 400d**

Oxime **400d** was synthesized from alkyne **27c** and *N*-Piperidin-4-yl-hydroxylamine hydrobromide using the conditions described above for the synthesis of oxime **400a**. Data for **400d**: MS (ESI) *m/e* 724.6 (M+H)<sup>+</sup>.

5 **Synthesis of oxime 400e**

Oxime **400e** was synthesized from alkyne **27c** and *cis*-4-aminocyclohexyl-hydroxylamine hydrobromide using the conditions described above for the synthesis of oxime **400a**. Data for **400e**: MS (ESI) *m/e* 738.7 (M+H)<sup>+</sup>.

10 **Synthesis of oxime 400f**

To a solution of oxime **400f** (20 mg, 0.02 mmol) in CHCl<sub>3</sub> (0.2 mL) was added formaldehyde (5 mg of 37% aqueous solution, 0.06 mmol) and formic acid (6 mg, 0.12 mmol). The mixture was heated at 50 °C in a sealed tube for 12h. The reaction mixture was partitioned between aqueous NaHCO<sub>3</sub> (10 mL) and chloroform (10 mL) the organic fraction was dried on  
15 K<sub>2</sub>CO<sub>3</sub>, filtered and concentrated to give alkyne **400f** as a white solid (18 mg). Data for **400f**: MS (ESI) *m/e* 766.7 (M+H)<sup>+</sup>.

**Synthesis of oxime triazoles 425-431, and 439**

20 These triazoles were synthesized from the alkyne **400a** and the azides indicated in Table 6 using the standard copper-promoted cycloaddition conditions as previously described.

**Synthesis of oxime triazoles 432-434, and 444-445**

25 These triazoles were synthesized from the alkyne **400b** and the azides indicated in Table 6 using the standard copper-promoted cycloaddition conditions as previously described.

**Synthesis of oxime triazoles 437 and 438**

These triazoles were synthesized from the alkyne **400c** and the azides indicated in Table 6 using the standard copper-promoted cycloaddition conditions as previously described.

- 207 -

#### Synthesis of oxime triazoles 440 and 441

These triazoles were synthesized from the alkyne **400d** and the azides indicated in Table 6 using the standard copper-promoted cycloaddition conditions as previously described.

#### 5 Synthesis of oxime triazole 443

These triazoles were synthesized from the alkyne **400e** and the azide 14w using the standard copper-promoted cycloaddition conditions as previously described.

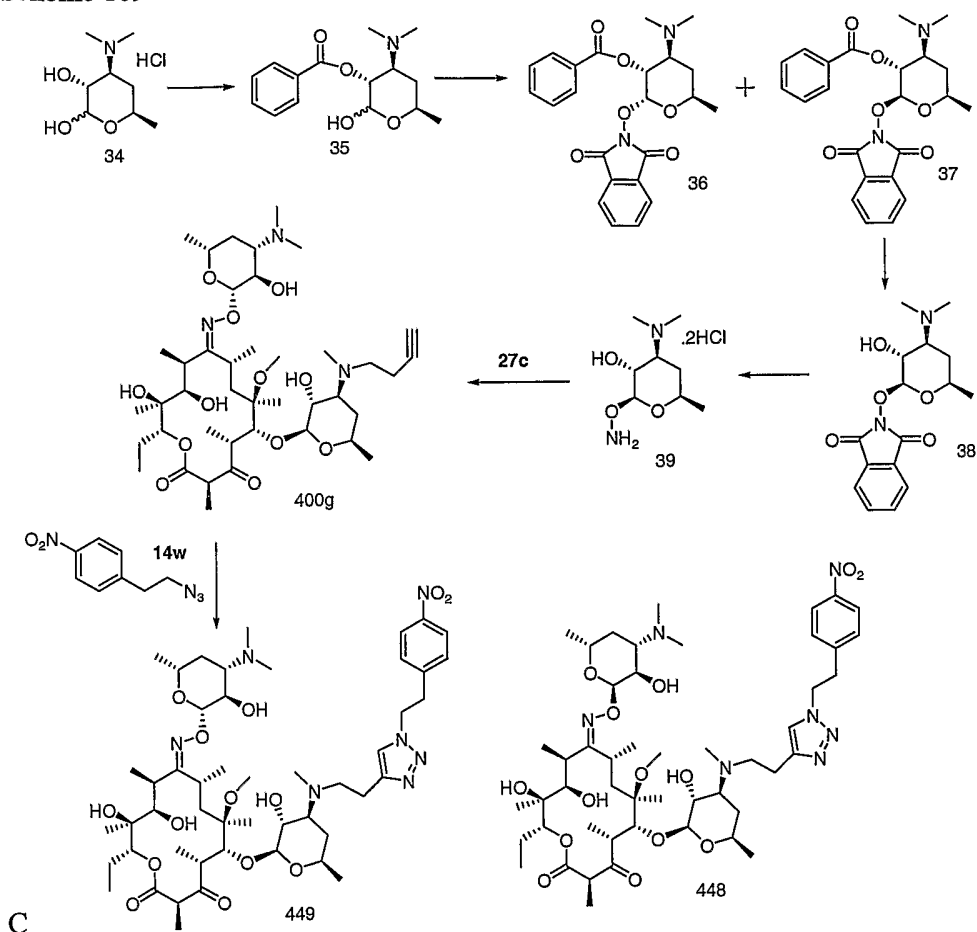
#### Synthesis of oxime triazole 448

10 These triazoles were synthesized from the alkyne **400f** and the azide 14w using the standard copper-promoted cycloaddition conditions as previously described.

#### Synthesis of compound 448 and 449

15 Compound **449** was synthesized from alkyne **400g**. This alkyne was derived from **27c** and intermediate **39** as shown in Scheme 109 below. *O*-desosaminyl hydroxylamine **39** was synthesized from desosamine HCl salt in four synthetic steps proceeding by benzyl ester protection of the 2' OH group, Mitsunobu reaction with *N*-hydroxyphthalimide, debenylation and reduction of the phthalimide group.

Scheme 109

**Synthesis of 34:**

5 Desosamine hydrochloride was prepared according to literature (*JACS*, **1954**, 76, 3121-3131) procedure.

**Synthesis of 35:**

To a suspension of **34** (3.5 g, 16.5 mmol) in acetone (100 mL) was added  $K_2CO_3$  (4.6 g, 33.1 mmol) and stirred for 30 minutes. Then was added benzoic anhydride (4.5 g, 19.8 mmol) and stirred for 16h at ambient temperature. The reaction mixture was diluted with  $CH_2Cl_2$  (100 mL) and water (100 mL). Organic layer was separated and the aqueous layer was extracted with  $CH_2Cl_2$  (2 x 100 mL). The combined organic layer was dried, concentrated and purified by flash chromatography over silica gel (50 % acetone in hexane). Yield 2.8 g (61 %). The compound **35** was isolated as a mixture of anomers and used for the next step without further purification. Data for **35** (mixture of anomers):  $^1H$  NMR (300 MHz,  $CDCl_3$ ):  $\delta$  1.22 (d, 1.5H), 1.30 (d, 1.5H), 1.40-1.54 (m, 1H), 1.80 (m, 1H), 2.32 (s, 3H), 2.34 (s, 3H), 2.95-3.04 (m, 1H), 3.31-3.40 (m, 0.5H),

10

15

- 209 -

3.63-3.72 (m, 0.5H), 4.19-4.27 (m, 0.5H), 4.67 (d, 0.5H), 4.98 (dd, 0.5H), 5.16 (dd, 0.5H), 5.43 (d, 0.5H), 7.43 (t, 2H), 7.57 (t, 1H), 8.07 (t, 2H).

**Synthesis of 36-37:**

5 To solution of **35** (2.7 g, 9.7 mmol), *N*-hydroxyphthalimide (1.7 g, 10.7 mmol) and  $\text{Ph}_3\text{P}$  (2.8 g, 10.7 mmol) in THF was added DIAD (2.1 mL, 10.7 mmol) at  $0^\circ\text{C}$  and stirred at ambient temperature for 12h. The resulting solution was concentrated under reduced pressure and the crude material was redissolved in EtOAc (100 mL). This organic layer was washed with 1N NaOH (2 x 75 mL), water (1 x 75 mL) and brine (2 x 75 mL). It was dried (anhydrous  $\text{Na}_2\text{SO}_4$ ),  
10 concentrated and purified by flash chromatography over silica gel (30 % acetone in hexane) to gave **36** (0.9 g) and **37** (1.8 g) as anomers. Data for **4**:  $^1\text{H}$  NMR (300 MHz,  $\text{CDCl}_3$ ):  $\delta$  1.33 (d, 3H), 1.69 (dd, 1H), 1.84 (ddd, 1H), 2.34 (s, 6H), 3.02 (ddd, 1H), 3.67 (dq, 1H), 5.16 (d, 1H), 5.45 (dd, 1H), 7.50 (t, 2H), 7.55 (d, 1H), 7.71 (dd, 2H), 7.81 (dd, 2H), 8.19 (d, 2H).

**Synthesis of 38:**

15 A solution of **37** (1.8g) in MeOH (50 mL) was stirred at ambient temperature for 12h. The resulting solution was concentrated under reduced pressure and the crude material thus obtained was purified by flash chromatography over silica gel (50% acetone in hexane) to gave 0.6 g of **38**.

20

**Synthesis of 39:**

Hydrazine (0.514 mL, 16.4 mmol) was added to a solution of **38** (0.55 g, 1.64 mmol) in EtOH (5 mL) and heated to  $60^\circ\text{C}$  for 1h. Then the white suspension was stirred for 12h at ambient temperature. The white material was filtered and washed with MeOH (3 x 20 mL). The  
25 combined filtrate was concentrated and purified by flash chromatography over silica gel ( $\text{CH}_2\text{Cl}_2$  : 2 %  $\text{NH}_3$ -MeOH = 9 :1) to gave 0.155 g of pure base which converted to hydrochloride salt **39** using 2M HCl.

**Synthesis of 400g:**

30 A solution of **39** (0.82 mmol) and macrolide alkyne **27c** (0.493 g, 0.74 mmol) in EtOH (3 mL) was heated to  $60^\circ\text{C}$  for 72h. Then the solution was concentrated and purified by flash

- 210 -

chromatography over silica gel ( $\text{CH}_2\text{Cl}_2$  : 2 %  $\text{NH}_3$ -MeOH = 10 :1) to gave **400d** (0.08 g) as white solid. MS (ESI)  $m/e$  799 ( $\text{M}+\text{H}$ )<sup>+</sup>, 400 ( $\text{M}+2\text{H}$ )<sup>+</sup>.

**Synthesis of 449:**

5 To a mixture of **400d** (0.0275g, 0.034 mmol), **14w** (0.001g, 0.052 mmol) and CuI (0.007 g, 0.034 mmol) was added THF (2 mL) under argon atmosphere. Then was added few drops of Hunig's base and stirred at ambient temperature for 2h. The reaction mixture was quenched with saturated  $\text{NH}_4\text{OH}$  solution containing 20%  $\text{NH}_4\text{OH}$  (10 mL) and stirred for 30 mins at ambient temperature. The mixture was extracted with methylene chloride (3 x 20 mL) and the combined  
10 organic extract was washed with saturated ammonium chloride solution containing 10% ammonium hydroxide (1 x 50 mL). The resulting solution was dried with anhydrous  $\text{Na}_2\text{SO}_4$ , concentrated and purified by flash chromatography over silica gel ( $\text{CH}_2\text{Cl}_2$  : 2 %  $\text{NH}_3$ -MeOH = 10:1) to gave 0.023 g of **449**. MS (ESI)  $m/e$  496 ( $\text{M} + 2\text{H}$ )<sup>2+</sup>; <sup>1</sup>H NMR (300 MHz,  $\text{CDCl}_3$ , partial):  $\delta$  0.85 (t, 3H), 1.05 (d, 3H), 1.15 (d, 3H), 3.33 (t, 2H), 3.81 (d, 1H), 4.10-4.28 (m, 3H),  
15 4.58 (d, 2H), 4.84 (d, 1H), 5.20 (d, 1H), 7.08 (s, 1H), 7.24 (d, 2H), 8.14 (d, 2H).

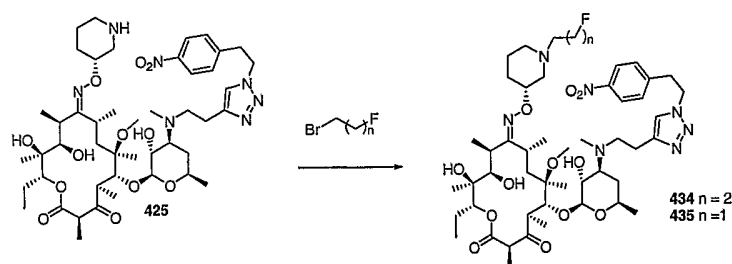
**Synthesis of 448:**

The compound **448** was synthesized from intermediate **36** using the same chemical sequences as described for **449**. Data for **448**: MS (ESI)  $m/e$  496 ( $\text{M} + 2\text{H}$ )<sup>2+</sup>.

20

Oximes **434** and **435** were synthesized from compound **425** by alkylation of the nitrogen of the piperidinyl oxime with 3-bromo-1-fluoropropane or 2-bromofluoroethane respectively as shown in Scheme 110 below.

Scheme 110



### Synthesis of 434

5 A solution of oxime **425** (0.04 g, 0.04 mmol) and 3-bromo-1-fluoropropane (0.012 mL, 0.13 mmol) in DMF (0.8 mL) was heated at 60°C for 14 h. The reaction mixture was diluted with water (20 mL) and brine (10 mL) and extracted with  $\text{CH}_2\text{Cl}_2$  (3 x 30 mL) the combined organic extracts were dried ( $\text{Na}_2\text{SO}_4$ ), filtered and concentrated. The crude material was purified by flash chromatography (silica gel, 3:100:0.1 MeOH /  $\text{CH}_2\text{Cl}_2$  /  $\text{NH}_4\text{OH}$ ) to yield 0.023g of the oxime

10 **434**. Data for **434**: MS (ESI)  $m/e$  489.1 ( $\text{M}+2\text{H}$ )<sup>2+</sup>.

### Synthesis of 435

Compound **435** was synthesized from compound **425** and 2-bromofluoroethane under the conditions described for the synthesis of compound **434**. Data for **435**: MS (ESI)  $m/e$  482.1

15 ( $\text{M}+2\text{H}$ )<sup>2+</sup>.

Compound **436** was prepared via a different approach by oximation after cycloaddition as shown in Scheme 110.

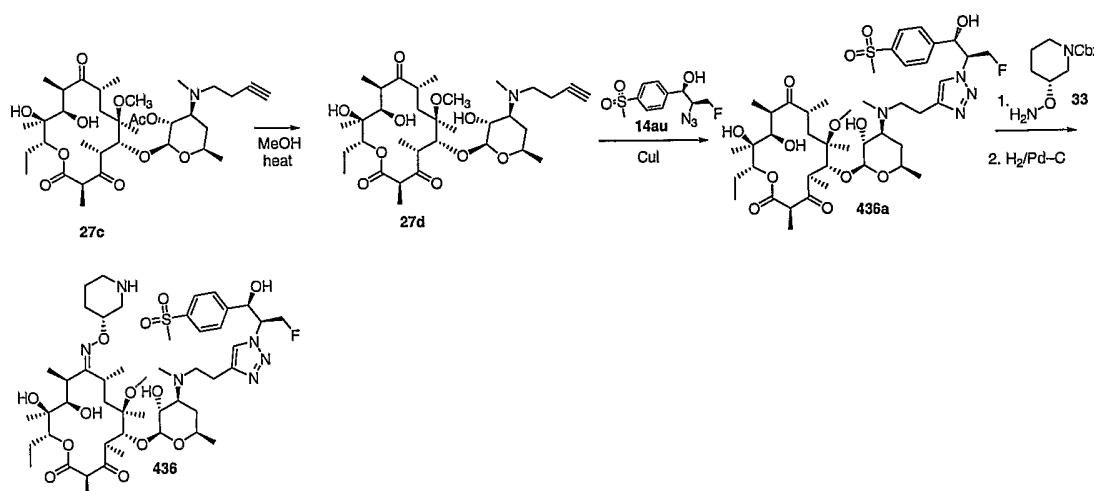
### 20 Synthesis of Compound 436

Scheme 111 below depicts the synthesis of compound **436** starting from alkyne **27c**. Deacylation of **27c** in methanol provided alkyne **27d**, which was treated with azide **14au** to provide triazole **436a**. This triazole was treated with 3(R)-Hydroxyamino-piperidine-1-carboxylic acid benzyl ester to give the carbobenzoxy (CBZ)-protected oxime as a mixture of

25 E/Z isomers. The CBZ group was removed by hydrogenolysis to afford compound **436**.

Scheme 111

- 212 -



### Synthesis of alkyne 27d

A solution of ketolide **27c** (0.230 g) in MeOH (10 mL) was heated at 50<sup>0</sup>C for 48 h. The solvent was removed under reduced pressure to yield pure deacetylated product **27d** (0.190 g, 88%). Data for **27d**: MS (ESI) *m/e* 626 (M+H)<sup>+</sup>; <sup>1</sup>HNMR (300 MHz, CDCl<sub>3</sub>, partial): <sup>τ</sup> 0.85 (t, 3H), 2.25 (s, 3H), 2.70 (s, 3H), 2.97 (q, 1H), 3.10 (t, 1H), 3.18 (dd, 1H), 3.5 (m, 1H), 3.80-3.97 (m, 2H), 4.32 (m, 2H), 5.15 (dd, 1H).

### Synthesis of 436a

Triazole **436a** was synthesized from alkyne **27d** and azide **14au** using the copper catalyzed cycloaddition conditions disclosed for the compounds of Table 1 above.

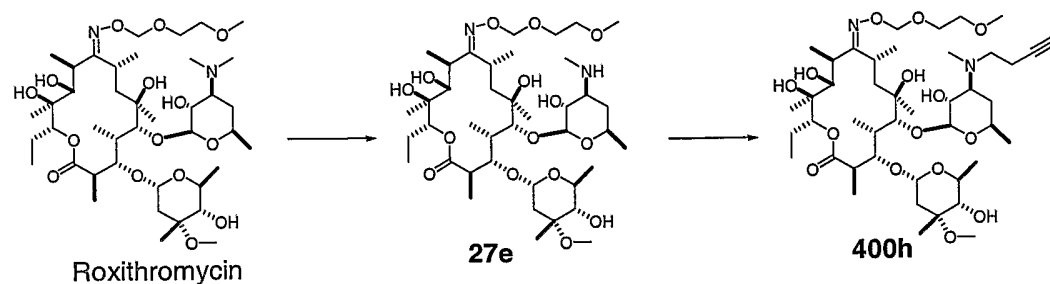
### Synthesis of 436

A solution of alkoxyamine **33** (0.13 g, 0.50 mmol) in ethyl ether (1.0 mL), was treated with 2.0 M hydrogen chloride in ethyl ether (1.5 mL, 3.0 mmol), stirred at 23 °C for 1 h, and evaporated to a white foam. A solution of this hydrochloride salt in ethanol (3.5 mL) was treated with **436a** (0.15 g, 0.17 mmol) and the reaction mixture stirred at 55 °C for 16 h, and then cooled to room temperature and diluted with H<sub>2</sub>O (30 mL). Ammonium hydroxide was added to adjust the pH to 10, and the reaction mixture was extracted with ethyl acetate (3 × 30 mL), dried (Na<sub>2</sub>SO<sub>4</sub>), and evaporated to a yellow oil.

A solution of the crude CBZ-protected intermediate in ethanol (10 mL) was treated with 10% Pd/C (100 mg) and the reaction mixture was stirred at 23 °C for 12 h under a balloon of hydrogen. Filtration and evaporation provided crude material which was purified by preparative

thin-layer chromatography (SiO<sub>2</sub>, 10% 2M NH<sub>3</sub>-methanol/dichloromethane) to provide **436** (80 mg, 0.080 mmol) as a white solid; LCMS (ESI) *m/e* 550 (M+2H)<sup>2+</sup>.

Scheme 112 Synthesis of intermediate **400h**



5

#### Synthesis of compound **27e**

To a mixture of Roxithromycin (850mg, 0.914mmol, 90%) and NaOAc (828mg, 10.000mmol) in a mixture of MeOH (6.0mL) and water (1.5mL) at 48°C was added I<sub>2</sub> in four portions (each portion: 63.5mg) over 30min, after each portion I<sub>2</sub>, followed by 1N NaOH (400μL). The reaction was continued for 30min. The solvent was removed and EtOAc (100mL) was added, followed by water (20mL). The organic phase was washed with brine (40mLx2), dried with Na<sub>2</sub>SO<sub>4</sub>. The residue was separated by flash chromatography (FC) (6/94/0.2 MeOH/CH<sub>2</sub>Cl<sub>2</sub>/NH<sub>4</sub>OH), giving 600mg compound **27e** in 80% yield.

15

LCMS (ESI) *m/e* 824 (M+H)<sup>+</sup>.

#### Synthesis of compound **400h**

A mixture of compound **27e** (500mg, 0.608mmol) and toluene-4-sulfonic acid but-3-ynyl ester in a mixture solvents of THF (5.4mL) and Hunig's base (1.6mL) was refluxed for 48hr. The reaction mixture was concentrated, then, EtOAc (100mL) was added. The organic layer was washed with saturated NaHCO<sub>3</sub> (20mL), and brine (50mL). Compound **400h** was isolated by FC (3/100/0.2 MeOH/CH<sub>2</sub>Cl<sub>2</sub>/NH<sub>4</sub>OH), gave 316mg in 59% yield.

20

LCMS (ESI) *m/e* 876 (M+H)<sup>+</sup>.

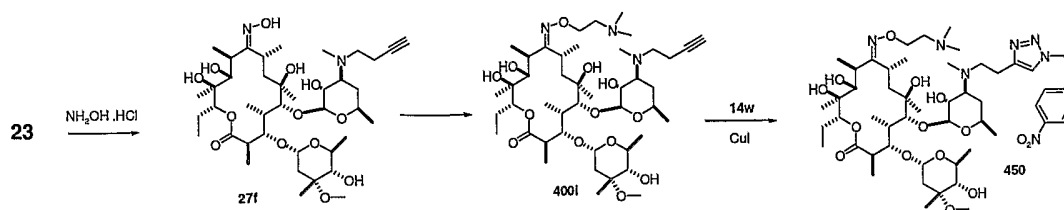
#### Synthesis of compound **447**

This compound was synthesized from alkyne **400h** and azide **14bt** using the conditions described in Example 1.

25

Scheme 113

- 214 -



### Synthesis of compounds 450 and 451

5 A mixture of 9-oxime compound **27f** (100mg, 0.125mmol),  $\text{NaCO}_3$  (106mg, 0.998mmol) and 2-chloroethyldimethylamine HCl salt (109mg, 0.749mmol) in acetone (1.0mL) in seal tube was stirred at  $70^\circ\text{C}$  for 5 days, then, EtOAc (30mL) was added washed with 1N NaOH (2mL) and water (15mL), Compound **400h** was isolated by FC (3/100/0.2 MeOH/ $\text{CH}_2\text{Cl}_2$ / $\text{NH}_4\text{OH}$ ), gave 75mg in 70% yield.

10 MS (ESI)  $m/e$  859 ( $\text{M}+\text{H}$ )<sup>+</sup>.

Triazole **450** was synthesized from alkyne **400i** and azide **14w** using the conditions of Example 1.

### Synthesis of alkyne 400j

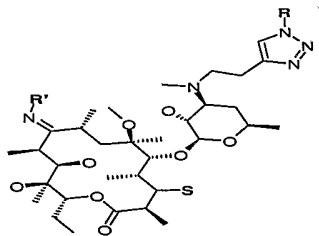
15 To a mixture of 9-oxime compound **27f** (180mg, 0.229mmol), 3-fluoropropyl bromide (161mg, 1.144mmol) and  $\text{Bu}_4\text{NBr}$  (37mg, 0.115mmol) in  $\text{CH}_2\text{Cl}_2$  (9.0mL) was added 50% NaOH (3.0mL). The mixture was stirred at room temperature for 45min, then, water (20mL) was added. The aqueous phase was extracted with  $\text{CH}_2\text{Cl}_2$  (20mL X 2). The combined organic layers were washed with brine (50mL). Compound **400j** was isolated by FC (25/75/0.2

20 Acetone/Hexane/ $\text{NH}_4\text{OH}$ ), gave 94mg in 48% yield. MS (ESI)  $m/e$  848 ( $\text{M}+\text{H}$ )<sup>+</sup>.

Triazole **451** was synthesized from oxime alkyne **27f** and alkyne **400j** by alkylation with 3-fluoro-1-bromo propane followed by cycloaddition with azide **14w** as described for the synthesis of compound **450**.

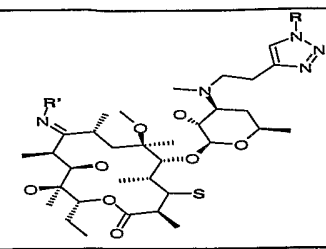
- 215 -

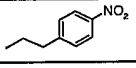

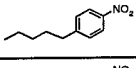

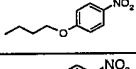

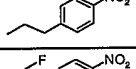

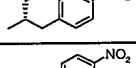

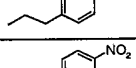

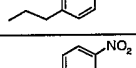

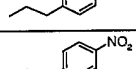

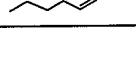

Table 5



Compound	R	R'	S	Azide	LCMS (M/Z)
425			=O	14w	459.0 (M + 2H) <sup>2+</sup> 919.9 (M + H) <sup>+</sup>
426			=O	14au	459.0 (M + 2H) <sup>2+</sup> 919.9 (M + H) <sup>+</sup>
427			=O	14b	476.0 (M + 2H) <sup>2+</sup>
428			=O	14be	469.0 (M + 2H) <sup>2+</sup> 936.7 (M + H) <sup>+</sup>
429			=O	14bd	452.0 (M + 2H) <sup>2+</sup>
430			=O	14v	474.1 (M + 2H) <sup>2+</sup>
431			=O	14bq	451.1 (M + 2H) <sup>2+</sup> 902.7 (M + H) <sup>+</sup>
432			=O	14w	467.0 (M + 2H) <sup>2+</sup> 932.8 (M + H) <sup>+</sup>
433			=O	14bq	444.9 (M + 2H) <sup>2+</sup> 888.6 (M + H) <sup>+</sup>
434			=O	n/a	489.1 (M + 2H) <sup>2+</sup>
435			=O	n/a	482.1 (M + 2H) <sup>2+</sup>
436			=O	14w	550 (M + 2H) <sup>2+</sup>
437			=O	14ej	467 (M + 2H) <sup>2+</sup> 933 (M + H) <sup>+</sup>
438			=O	14w	453 (M + 2H) <sup>2+</sup> 905 (M + H) <sup>+</sup>
439			=O	14ej	473 (M + 2H) <sup>2+</sup> 945 (M + H) <sup>+</sup>
440			=O	14w	459 (M + 2H) <sup>2+</sup> 917 (M + H) <sup>+</sup>
441			=O	14b	476 (M + 2H) <sup>2+</sup> 951 (M + H) <sup>+</sup>
442			=O	14w	918 (M + H) <sup>+</sup>

Table 5 continued



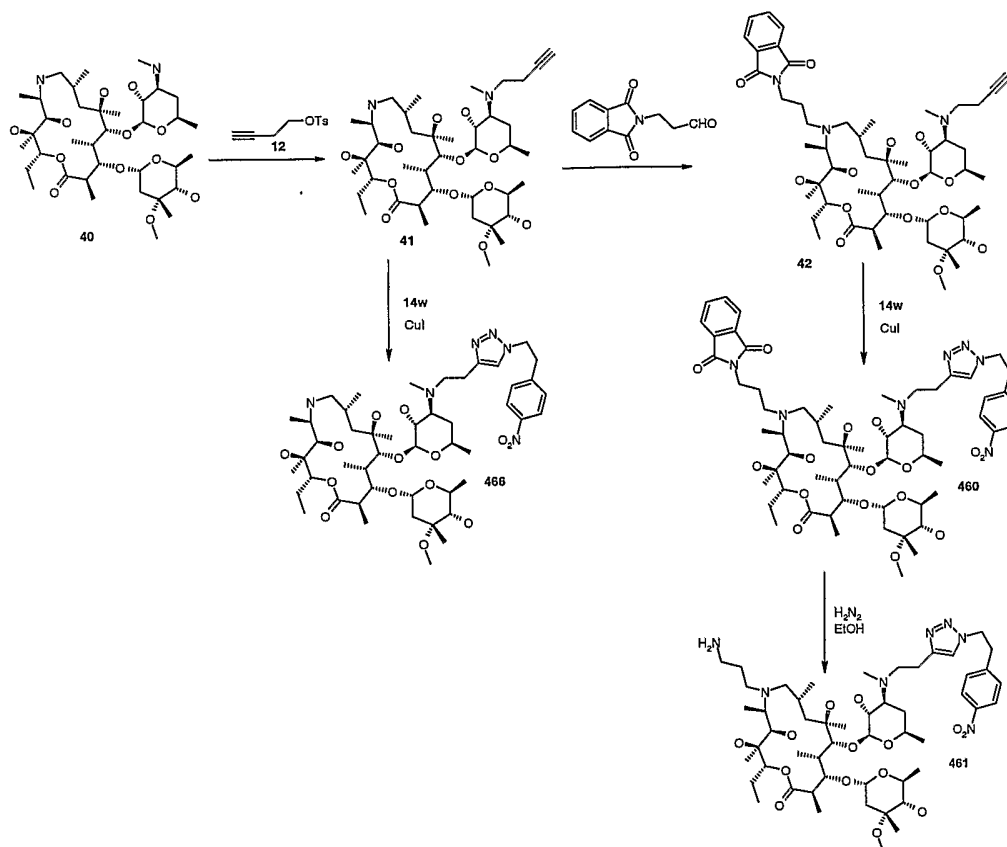
Compound	R	R'	S	Azide	LCMS (M/Z)
443			=O	14w	466 (M + 2H) <sup>2+</sup> 931 (M + H) <sup>+</sup>
444			=O	14ej	466 (M + 2H) <sup>2+</sup> 930.8 (M + H) <sup>+</sup>
445			=O	14et	467 (M+2H) <sup>2+</sup>
446			=O	14w	480 (M + 2H) <sup>2+</sup> 959 (M + H) <sup>+</sup>
447			=O	14bt	550 (M + 2H) <sup>2+</sup> 1100 (M + H) <sup>+</sup>
448			=O	14w	496 (M+2H) <sup>2+</sup>
449			=O	14w	496 (M+2H) <sup>2+</sup>
450			=O	14w	526 (M + 2H) <sup>2+</sup> 1051 (M + H) <sup>+</sup>
451			=O	14w	520 (M + 2H) <sup>2+</sup> 1040 (M + H) <sup>+</sup>

### Example 5 Synthesis of compounds 460-466

- 5 Alkyne **41** shown in Scheme 114, was derived from 9' N-desmethyl azithromycin under conditions identical to those described in Example 1 for the synthesis of Alkyne **4** above. This alkyne was the common intermediate for all of the compounds in Table 6. Compound **466** was derived directly from alkyne **41** by copper promoted [3 +2] cycloaddition with azide **14w** using the conditions of Example 1.

- 217 -

Scheme 114



### Synthesis of alkyne 41

5 A solution of 5.0 g (6.93 mmol) of 3',9'-bis-*N*-desmethyl azithromycin **40** and 3.107 g (13.80 mmol) of tosylate **11** in 60 mL of Hunig's base and 8 mL of acetonitrile was heated to 100 °C for 24 h. After cooling, the solvents were removed by rotary evaporation, and the residue was purified through silica gel column chromatography to give 1.70 g of final product. MS (ESI) *m/e* 774 (M+H)<sup>+</sup>.

10

### Synthesis of Compound 42

A solution of 0.200 g (0.26 mmol) of **41**, 0.262 g (1.29 mmol) of 3-(*N*-phthalimidyl)propionaldehyde, and 0.110 g (0.52 mmol) of NaB(OAc)<sub>3</sub>H in 1.5 mL of DMF was stirred at 25 °C for 4 h. The reaction mixture was diluted with H<sub>2</sub>O, extracted with CH<sub>2</sub>Cl<sub>2</sub> (50 mL x 3),  
 15 combined organic layers were washed with brine, dried over MgSO<sub>4</sub>, concentrated, purified

- 218 -

through silica gel column chromatography to give 0.200 g of product. MS (ESI) *m/e* 961 (M+H)<sup>+</sup>.

#### Synthesis of triazole 460

5 A solution of 0.200 g (0.20 mmol) of alkyne **42**, 0.080 g (0.41 mmol) of azide **14w**, and 0.040 g (0.20 mmol) of CuI in 15 mL of THF was degassed, then put under argon. To it was added 0.2 mL of Hunig's base. The reaction was stirred at 25 °C for 6 h. Subsequently, to the mixture was added 40 mL of 10% NH<sub>4</sub>OH, stirred for 10 min, extracted with CH<sub>2</sub>Cl<sub>2</sub> (50 ml x 3), the combined organic layers were washed with brine, dried, concentrated, purified by preparative  
10 TLC to give 0.098 g of compound **460**. MS (ESI) *m/e* 1153 (M+H)<sup>+</sup>.

#### Synthesis of triazole 461

A solution of 0.025 g (0.02 mmol) of **RX-460** and 0.002 g (0.04 mmol) of hydrazine in 2.0 ml of ethanol was kept under refluxing for 6 h. After cooling down, ethanol was removed,  
15 the residue was suspended in 5.0 mL of CH<sub>2</sub>Cl<sub>2</sub>, filtered through a cotton-stuffed pipette, and collected organic solvent was concentrated. This process was repeated a couple of more times if necessary until MS and proton NMR gave indications that the material was pure enough to give 0.020 g of final product. MS (ESI) *m/e* 1023 (M+H)<sup>+</sup>.

#### 20 Synthesis of compounds 462 and 463.

Compound **462** was synthesized from alkyne **41** and 2-(*N*-phthalimidyl)-acetaldehyde using the procedure described above for compound **460**.

25 Compound **463** was synthesized from compound **462** using the conditions described above for the synthesis of compound **461** from **460**.

#### Synthesis of compounds 464 and 465.

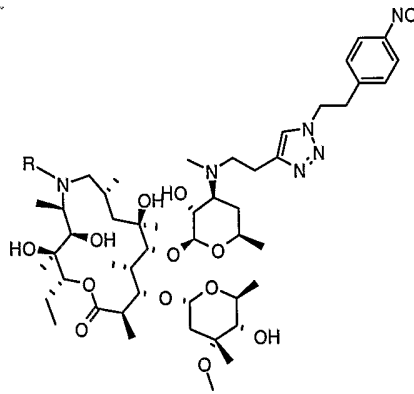
Compound **464** was synthesized from alkyne **41** and 4-(*N*-phthalimidyl)-butyraldehyde using the procedure described above for compound **460**.







30

Compound **465** was synthesized from compound **464** using the conditions described above for the synthesis of compound **461** from **460**.

- 219 -

Table 6

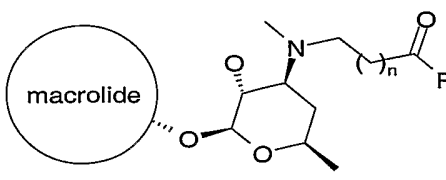








Compound	R	LCMS (M/Z)
460		1153.0 (M + H) <sup>+</sup>
461		1023.0 (M + H) <sup>+</sup>
462		1138.0 (M + H) <sup>+</sup>
463		1009 (M + H) <sup>+</sup>
464		1167.0 (M + H) <sup>+</sup>
465		1037.0 (M + H) <sup>+</sup>
466	H	966.1 (M + H) <sup>+</sup>

## Example 6 Synthesis of compounds 475-480

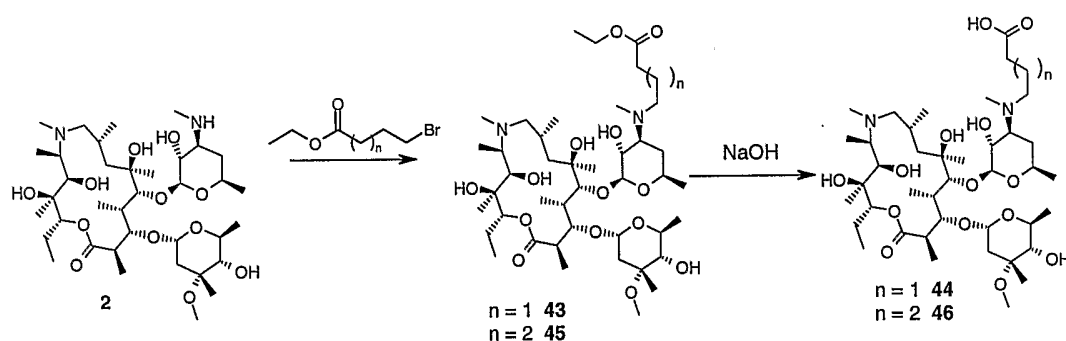
- 220 -

Table 7

				
Compound	R	Macrolide	n	LCMS (M/Z)
475		Azithromycin	3	532.1 (M + 2H) <sup>2+</sup>
476		Azithromycin	3	516.2 (M + 2H) <sup>2+</sup>
477		Azithromycin	3	493 (M + 2H) <sup>2+</sup>
478		Clarithromycin	2	941 (M + H) <sup>+</sup>
479		Clarithromycin	1	927 (M + H) <sup>+</sup>
480		Azithromycin	1	493.6 (M + 2H) <sup>2+</sup>

As shown in Scheme 115 below, the precursor carboxylic acid derivatives **44** and **46** were readily synthesized from amine **2** by alkylation with appropriate omega bromoesters followed by saponification. These carboxylic acids were elaborated by amide coupling with appropriate amines to afford final compounds **475-477** and **480**

Scheme 115



### Synthesis of compound **43**

10 A solution of desmethylazithromycin **2** (3.7 g, 5 mmol) in diisopropylethylamine (25 mL) was treated with ethyl 5-bromobutyrate (7.2 g, 50 mmol) and stirred at 105 °C for 5 h. The reaction mixture was cooled to room temperature, decanted, and the liquid portion evaporated to

- 221 -

a yellow oil. Flash chromatography (SiO<sub>2</sub>, 6% 2M NH<sub>3</sub>-methanol/dichloromethane) provided **43** (2.7 g, 3.2 mmol) as a white foamy solid: LCMS (ESI) *m/e* 850 (M+H)<sup>+</sup>.

#### Synthesis of compound 44

5 A solution of **43** (0.60 g, 0.70 mmol) in methanol (16 mL) and H<sub>2</sub>O (2.4 mL) was treated with 1.0 M aqueous sodium hydroxide (2.0 mL, 2.0 mmol) and stirred at 50 °C for 2.5 h. The reaction mixture was cooled to room temperature and quenched by the addition of acetic acid (0.12 mL, 2.0 mmol), and evaporated to a white powder. Flash chromatography (SiO<sub>2</sub>, 10% 2M NH<sub>3</sub>-methanol/dichloromethane) provided **44** (0.40 g, 0.49 mmol) as a white powder: LCMS (ESI) *m/e* 836 (M+Na)<sup>+</sup>.

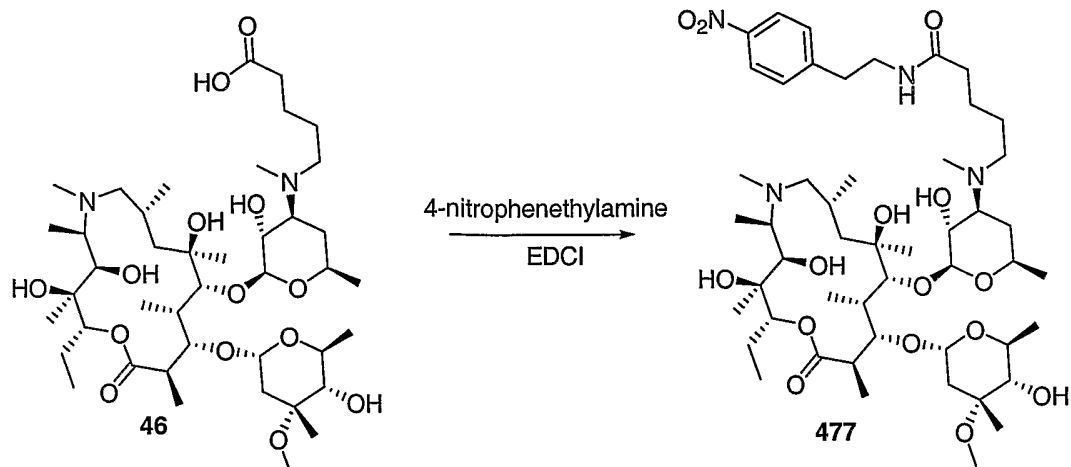
#### 10 Synthesis of compound 45

A solution of desmethylazithromycin **2** (3.7 g, 5 mmol) in diisopropylethylamine (25 mL) was treated with ethyl 5-bromovalerate (5.2 g, 25 mmol) and stirred at 105 °C for 4 h. The reaction mixture was cooled to room temperature, diluted with dichloromethane (100 mL), washed with H<sub>2</sub>O (100 mL), dried (Na<sub>2</sub>SO<sub>4</sub>) and evaporated. Flash chromatography (SiO<sub>2</sub>, 6% 15 2M NH<sub>3</sub>-methanol/dichloromethane) provided **45** (0.55 g, 0.64 mmol) as a colorless oil: LCMS (ESI) *m/e* 864 (M+H)<sup>+</sup>.

#### Synthesis of compound 46

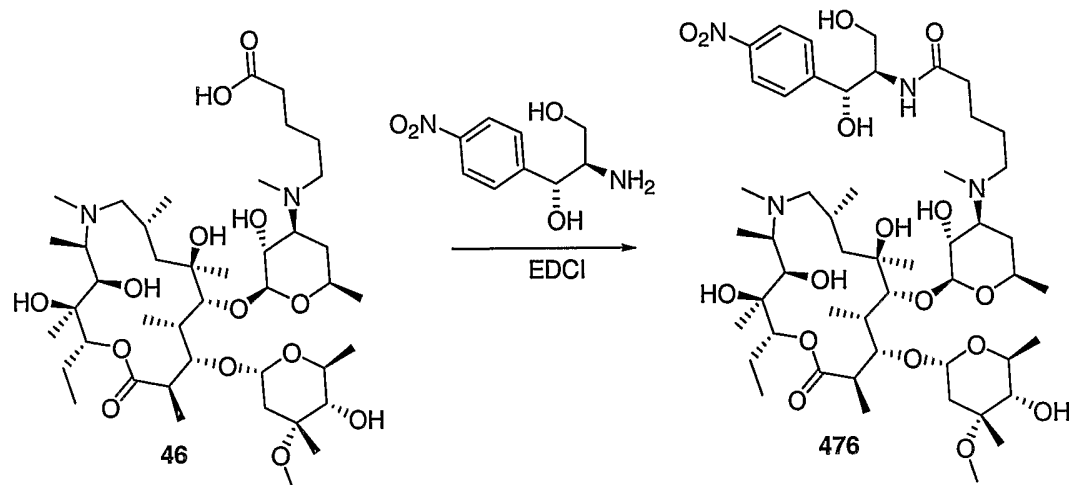
20 A solution of **45** (0.54 g, 0.62 mmol) in methanol (10 mL) and H<sub>2</sub>O (1.25 mL) was treated with 1.0 M aqueous sodium hydroxide (1.25 mL, 1.25 mmol) and stirred at 45 °C for 2.5 h. The reaction mixture was cooled to room temperature and quenched by the addition of 1.0 M hydrochloric acid (1.25 mL, 1.25 mmol), extracted with dichloromethane (3 × 30 mL), dried (Na<sub>2</sub>SO<sub>4</sub>), and evaporated to provide **46** (0.52 g, 0.62 mmol) as a white powder: LCMS (ESI) *m/e* 836 (M+2H)<sup>+</sup>.

Scheme 116

**Synthesis of compound 477**

- 5 A solution of **46** (30 mg, 0.035 mmol) in dichloromethane (0.5 mL) was treated with 4-nitrophenethylamine hydrochloride (14 mg, 0.070 mmol), diisopropylethylamine (0.018 mL, 0.11 mmol) and 1-ethyl-3-(3-dimethylaminopropyl)carbodiimide (10 mg, 0.053 mmol), and stirred at 23 °C for 12 h. The reaction mixture was evaporated to a yellow film and purified by preparative thin-layer chromatography (SiO<sub>2</sub>, 5% 2M NH<sub>3</sub>-methanol/dichloromethane) to provide **477** (7.0
- 10 mg, 0.0071 mmol) as a white film: LCMS (ESI) *m/e* 493 (M+2H)<sup>2+</sup>.

Scheme 117

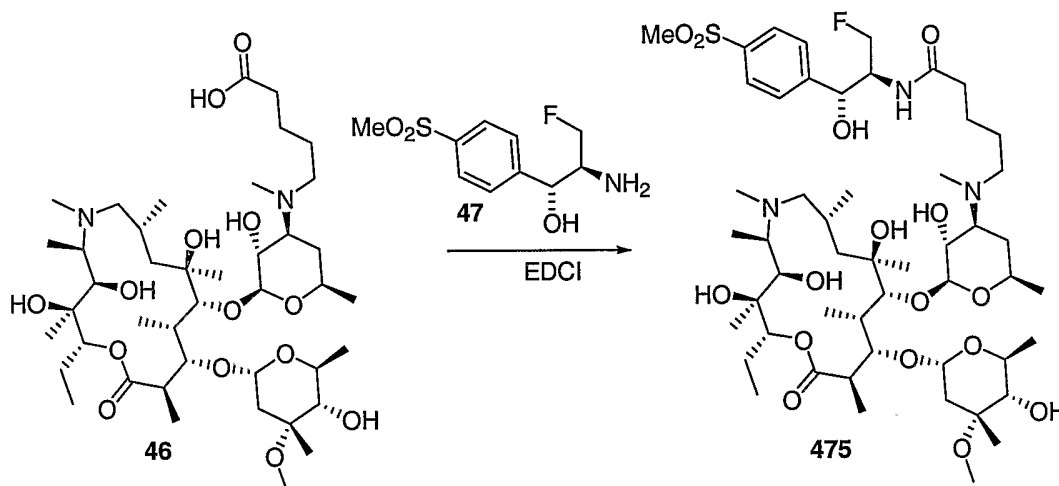


- A solution of **46** (31 mg, 0.037 mmol) in DMF (0.4 mL) was treated with D-(-)-threo-2-amino-1-(4-nitrophenyl)-1,3-propanediol (7.9 mg, 0.037 mmol) and 1-ethyl-3-(3-
- 15 dimethylaminopropyl)carbodiimide (8.5 mg, 0.037 mmol), and stirred at 23 °C for 16 h. The reaction mixture was evaporated to a yellow film and purified by preparative thin-layer

- 223 -

chromatography (SiO<sub>2</sub>, 5% 2M NH<sub>3</sub>-methanol/dichloromethane) to provide **476** (10 mg, 0.0097 mmol) as a white solid: LCMS (ESI) *m/e* 516 (M+2H)<sup>2+</sup>.

Scheme 118



- 5 A solution of **46** (40 mg, 0.048 mmol) in CH<sub>2</sub>Cl<sub>2</sub> (0.7 mL) was treated with Flofenicol amine **47** (12 mg, 0.048 mmol) and 1-ethyl-3-(3-dimethylaminopropyl)carbodiimide (10 mg, 0.053 mmol), and stirred at 23 °C for 16 h. The reaction mixture was evaporated to a yellow film and purified by preparative thin-layer chromatography (SiO<sub>2</sub>, 5% 2M NH<sub>3</sub>-methanol/dichloromethane) to provide compound **475** (8 mg, 0.008 mmol) as a white solid:
- 10 LCMS (ESI) *m/e* 532.1 (M+2H)<sup>2+</sup>.

#### Synthesis of compounds **478** and **479**

These compounds were synthesized from clarithromycin amine **21** ethyl 4-bromobutyrate or ethyl 3-bromopropionate and 4 fluorophenethyl amine using the chemistries described above for compound **477**.

#### 15 Synthesis of compound **480**

Compound **480** was synthesized from amine **2** and bromide **48** as shown in Scheme 117 using the alkylating conditions described for the synthesis of alkyne **3** in Example 1.

Scheme 119

- 224 -

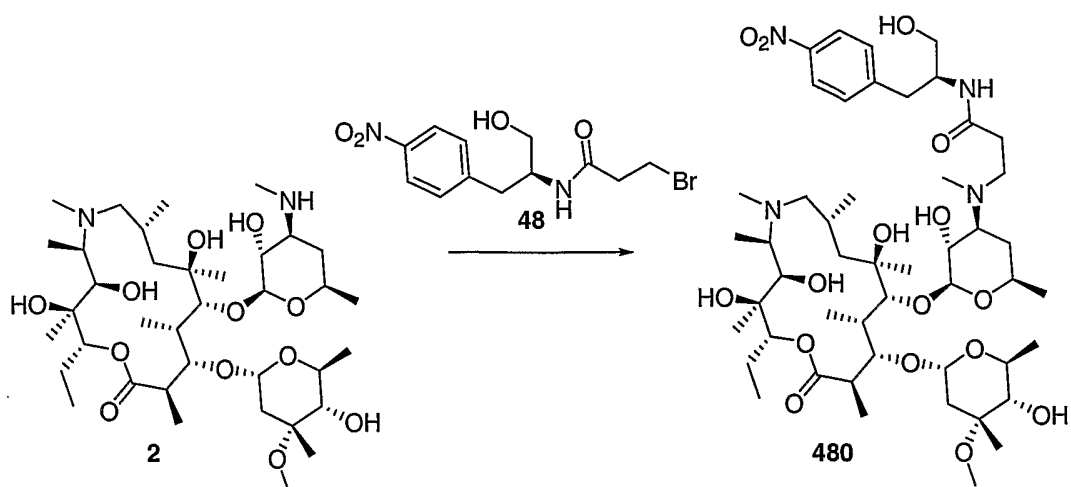
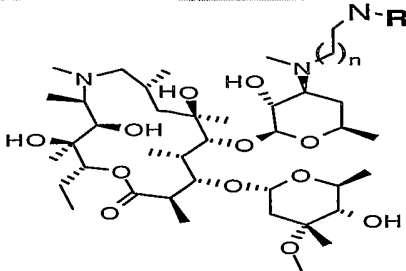
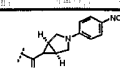
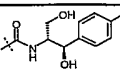
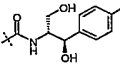
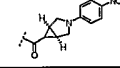
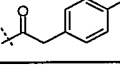










**Example 7 Synthesis of compounds 501-515**

Table 8

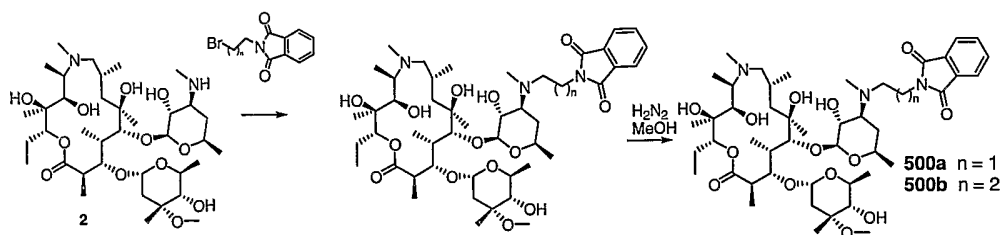


Compound	R	n	LCMS (M/Z)
501		2	505 (M + 2H) <sup>2+</sup>
502		2	516 (M + 2H) <sup>2+</sup>
503		1	509 (M + 2H) <sup>2+</sup>
504		1	505 (M + 2H) <sup>2+</sup>
505		1	471.7 (M + 2H) <sup>2+</sup>
506		1	485.6 (M + 2H) <sup>2+</sup>
507		1	464.6 (M + 2H) <sup>2+</sup>
508		2	471.7 (M + 2H) <sup>2+</sup>
509		2	492.7 (M + 2H) <sup>2+</sup>
510		1	988.7 (M + H) <sup>+</sup>
511		1	988.7 (M + H) <sup>+</sup>
512		1	443.6 (M + 2H) <sup>2+</sup>
513		1	483.7 (M + 2H) <sup>2+</sup>
514		1	498.8 (M + 2H) <sup>2+</sup>
515		1	466.6 (M + 2H) <sup>2+</sup>

The amide-, sulfonamide-, and urea- linked derivatives **501-515** of Table 8 were synthesized from amines **500a** and **500b** by addition of suitable carboxylic acids, sulfonyl chlorides, or acyl imidazoles respectively under standard conditions. The amines **500a-b** were synthesized as shown in Scheme 120.

- 226 -

Scheme 120



### Synthesis of amine 500a

5 To a solution of amine 2 (2.0 g, 2.7 mmol) in Hunig's base (5 mL) was added *N*-[2-bromoethyl]-phthalimide (0.76 g, 3 mmol). The mixture was heated to 100 °C in a sealed tube for 1.5h. The mixture was diluted with water (100 mL) and extracted with CH<sub>2</sub>Cl<sub>2</sub> (3 x 50 mL). The combined organic extracts were dried (K<sub>2</sub>CO<sub>3</sub>), filtered, and concentrated. The crude product was purified by silica gel chromatography (eluted with 1-4% methanolic ammonia (2M

10 NH<sub>3</sub>) in CH<sub>2</sub>Cl<sub>2</sub>) to give the phthalimide derivative as a white solid (1.8 g, 1.9 mmol).

To a solution of this phthalimide (1.0 g, 1.1 mmol) in EtOH (10 mL) was added hydrazine (1 mL of 80% aqueous solution). The mixture was stirred at rt for 8h, then the solidified reaction residue was dissolved in CH<sub>2</sub>Cl<sub>2</sub> (100 mL) and washed with water (3 x 50 mL). The organic layer was dried over K<sub>2</sub>CO<sub>3</sub>, filtered and concentrated to give 0.82g of a white

15 solid which was used without further purification.

### Synthesis of amine 500b

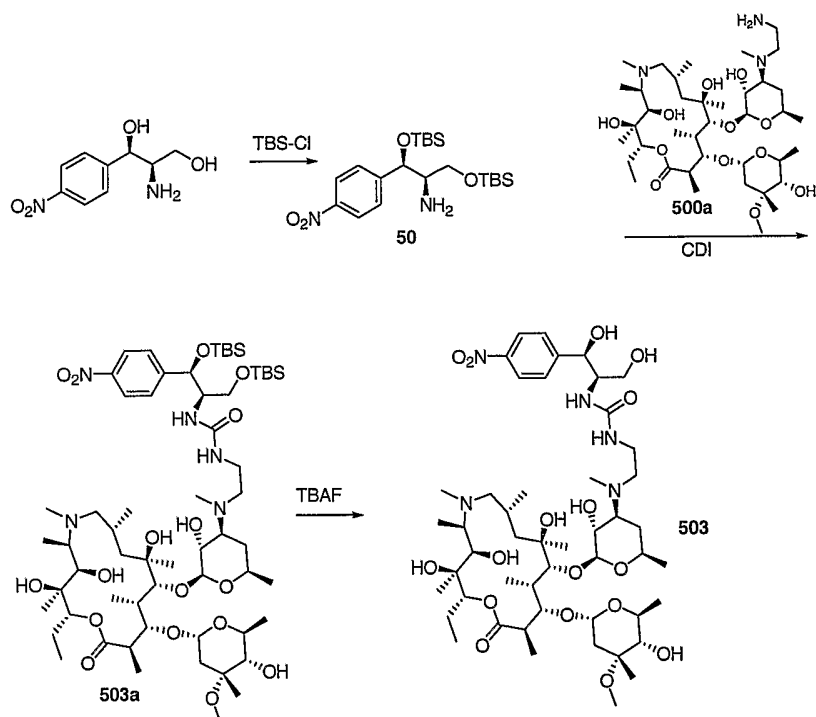
Compound 500b was synthesized from amine 2 *N*-[3-bromopropyl]-phthalimide using the conditions described above for compound 500a.

Compound 503 was synthesized from the amine 500a and the *N*-acyl imidazole derivative of the bis silyl ether derivative of D-(-)-threo-2-amino-1-(4-nitrophenyl)-1,3-propanediol. This yielded the bis-silyl-protected precursor 503a which was desilylated with tetrabutyl ammonium fluoride to afford compound 503 as shown in Scheme 121 below.

20

- 227 -

Scheme 121



### Synthesis of compound 503

5 A solution of D-(-)-threo-2-amino-1-(4-nitrophenyl)-1,3-propanediol (2.1 g, 10 mmol) in dimethylformamide (200 mL) was treated with imadazole (2.0 g, 30 mmol) and *tert*-butyldimethylchlorosilane (3.0 g, 20 mmol), and stirred at 23 °C for 16 h. The reaction mixture was diluted with ethyl ether (300 mL), washed with H<sub>2</sub>O (3 × 300 mL), and dried (Na<sub>2</sub>SO<sub>4</sub>). Flash chromatography (SiO<sub>2</sub>, 20% ethyl acetate/hexanes) provided the *bis*-silyl ether **50** (2.6 g,  
10 5.9 mmol) as a yellow oil.

A solution of the *bis*-silyl ether **50** (44 mg, 0.10 mmol) in dichloromethane (1.0 mL) was treated with triethylamine (0.028 mL, 0.20 mmol) and 1,1-carbonyldiimidazole (16 mg, 0.10 mmol), and stirred at 23 °C for 3 h. Amine **500a** (78 mg, 0.10 mmol) was added and the reaction mixture was stirred at 23 °C for an additional 12 h, and then evaporated to a yellow film and  
15 purified by preparative thin-layer chromatography (SiO<sub>2</sub>, 10% 2M NH<sub>3</sub>-methanol/dichloromethane) to provide **503a** (65 mg, 0.064 mmol) as a white film: LCMS (ESI) *m/e* 623 (M+2H)<sup>2+</sup>

A solution of **503a** (50 mg, 0.040 mmol) in tetrahydrofuran (0.8 mL) was treated with tetrabutylammonium fluoride (0.16 mL of a 1.0 M solution, 0.16 mmol) and acetic acid (0.005 mL,

- 228 -

0.08 mmol), and stirred at 23 °C for 4 h. The reaction mixture was diluted with H<sub>2</sub>O (20 mL), and extracted with dichloromethane (3 × 20 mL), dried (Na<sub>2</sub>SO<sub>4</sub>), evaporated, and purified by preparative thin-layer chromatography (SiO<sub>2</sub>, 5% 2M NH<sub>3</sub>-methanol/dichloromethane) to provide **503** (19 mg, 0.019 mmol) as a white film: LCMS (ESI) *m/e* 509 (M+2H)<sup>2+</sup>.

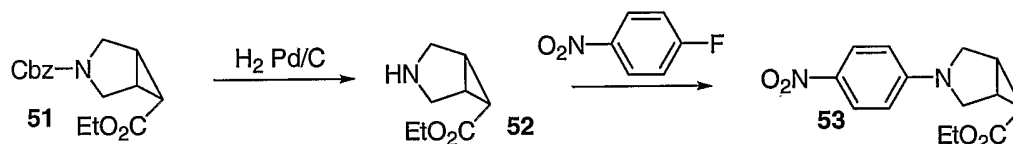
5

### Synthesis of compound 502

Compound **502** was synthesized from amine **500b** and D-(-)-threo-2-amino-1-(4-nitrophenyl)-1,3-propanediol as described above for compound **503**.

### 10 Synthesis of compound 501

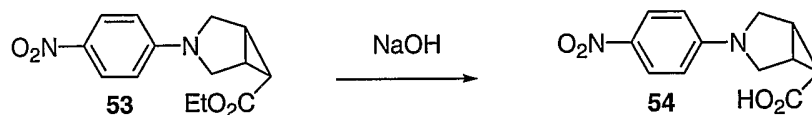
Scheme 122



A solution of CBZ amine **51** (US Patent No. 5,164,402) (1.5 g, 5.2 mmol) in methanol (30 mL) was treated with 10% Pd/C (0.15 g) and stirred under a balloon of hydrogen at 23 °C for 2 h. The reaction mixture was filtered through a plug of silica gel and evaporated to provide the crude amine **52** as a yellow oil.

A solution of this amine **52** in acetonitrile (5.0 mL) was treated with diisopropylethylamine (2.0 mL, 12 mmol) and 4-fluoro-nitrobenzene (0.60 mL, 5.7 mmol), and stirred at 70 °C for 16 h. The reaction mixture was evaporated and purified by flash chromatography (SiO<sub>2</sub>, 20–50% ethyl acetate/hexanes) to provide the ethyl ester **53** (0.76 g, 2.8 mmol) as a yellow oil.

Scheme 123



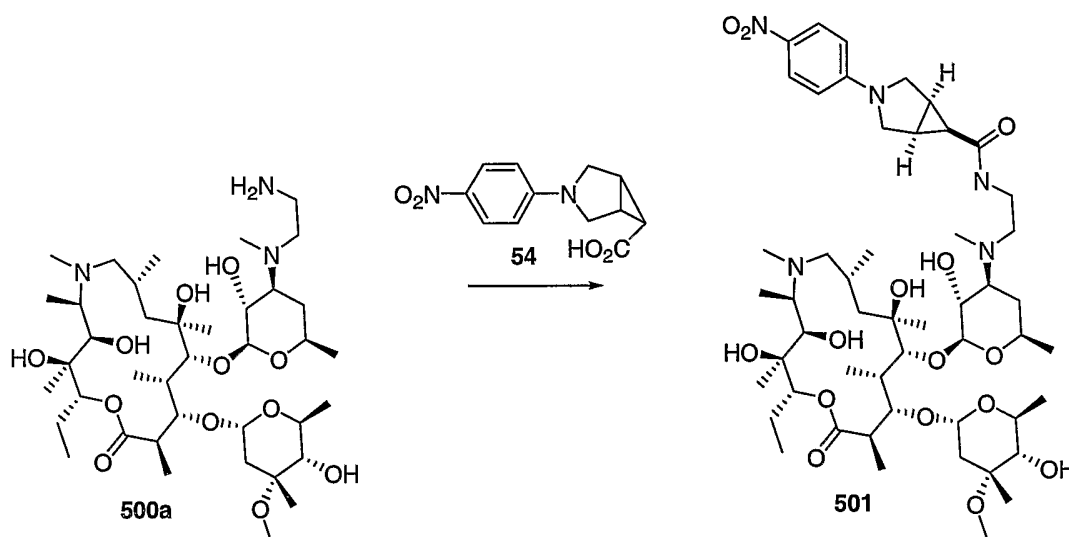
25

A solution of ethyl ester **53** (0.43 g, 1.6 mmol) in tetrahydrofuran (12 mL) and methanol (4.0 mL) was treated with 1.0 M aqueous sodium hydroxide (3.1 mL, 3.1 mmol) and stirred at 50 °C for 6 h. The reaction mixture was cooled to room temperature and quenched by the addition

- 229 -

of 1.0 M hydrochloric acid (3.1 mL, 3.1 mmol), extracted with dichloromethane (3 × 20 mL), dried (Na<sub>2</sub>SO<sub>4</sub>), and evaporated to provide the carboxylic acid **54** (0.32 g, 1.1 mmol) as a yellow powder.

Scheme 124



10 A solution of amine **500a** (78 mg, 0.10 mmol) in dichloromethane (1.0 mL) was treated with carboxylic acid **54** (25 mg, 0.10 mmol), triethylamine (0.042 mL, 0.3 mmol) and O-(7-azabenzotriazol-1-yl)-N,N,N',N'-tetramethyluronium hexafluorophosphate (57 mg, 0.15 mmol) and stirred at 23 °C for 4 h. The reaction mixture was evaporated to a yellow film and purified by preparative thin-layer chromatography (SiO<sub>2</sub>, 5% 2M NH<sub>3</sub>-methanol/dichloromethane) to provide **501** (20 mg, 0.02 mmol) as a yellow film: LCMS (ESI) *m/e* 505 (M+2H)<sup>2+</sup>.

#### Synthesis of compounds **504**, **505**, **507**, **508**, and **512** -**515**

15 These compounds were synthesized from amines **500a** and **500b** and the appropriate carboxylic acids using protocols analogous to the one described above for compound **501**.

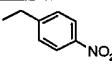
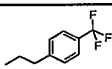
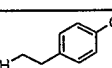
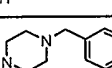
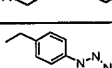
#### Synthesis of compound **506**

20 To a solution of **500a** (50 mg, 0.056 mmol) in CH<sub>2</sub>Cl<sub>2</sub> (1 mL) and Hunig's base (0.1 mL) was added 8-quinoline sulfonyl chloride (0.07 mmol). The mixture was stirred at rt for 1h, then the entire reaction mixture was placed directly on a silica gel column and eluted with 0-3% 2M methanolic ammonia in CH<sub>2</sub>Cl<sub>2</sub> to afford the **506** as a white solid (52 mg, 0.052 mmol). LCMS (ESI) *m/e* 535 (M+2H)<sup>2+</sup>.

**Synthesis of compounds 509, 510 and 511.**

Compound **509**, **510** and **511** were synthesized from amines **500a** and **500b** in a similar fashion to the compound **506**.

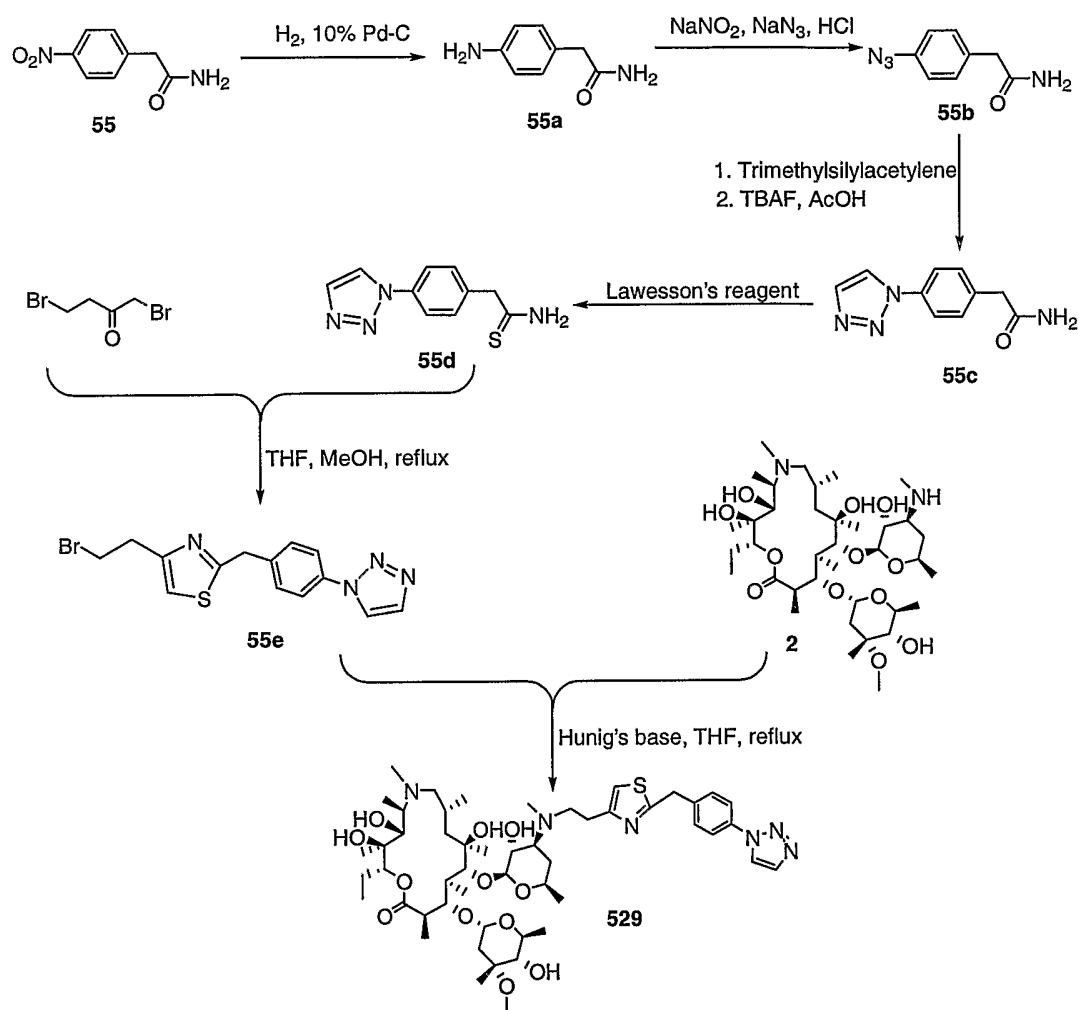
**5 Example 8 Synthesis of compounds 525-529****Table 9**

Compound	R	LCMS (M/Z)
<b>525</b>		491.6 (M + 2H) <sup>2+</sup> 981.7 (M + H) <sup>+</sup> 1003.8 (M + Na) <sup>+</sup>
<b>526</b>		510.0 (M + 2H) <sup>2+</sup> 1018.8 (M + H) <sup>+</sup> 1040.7 (M + Na) <sup>+</sup>
<b>527</b>		494.2 (M + 2H) <sup>2+</sup> 985.8 (M + H) <sup>+</sup>
<b>528</b>		511.1 (M + 2H) <sup>2+</sup> 1020.9 (M + H) <sup>+</sup>
<b>529</b>		502.5 (M + 2H) <sup>2+</sup> 1003.4 (M + H) <sup>+</sup>

The thiazole linked compounds of Table 9 were synthesized by alkylation of 3'-*N*-desmethyl azithromycin **2** with 4-[2-bromoethyl] thiazoles as shown in Scheme 125 and as demonstrated below for the synthesis of compound **529**.

- 231 -

Scheme 125



### Synthesis of 4-aminophenylacetamide 55a

- 5 To a solution of 4-nitrophenylacetamide **55** (3.2 g, 1.78 mmol) in methanol (50 mL) was added 10% Pd-C (0.32 g) and the resulted mixture was stirred at room temperature for 24 h under 1 atm hydrogen atmosphere. Pd-C was removed by filtration on Celite. The filtered solution was evaporated to provide **55a** (2.35 g, 90% yield).  $^1\text{H}$ NMR (300 MHz,  $\text{CDCl}_3\text{-CD}_3\text{OD}$ ):  $\delta$  7.06 (d,  $J = 8$  Hz, 2H), 6.72 (d,  $J = 8$  Hz, 2H), 3.41 (s, 2H).

10

### Synthesis of azide 55b

- 232 -

Azide **55b** was prepared from **55a** following the procedure for the preparation of azide **14au**. Yield, 44%; <sup>1</sup>HNMR (300 MHz, CDCl<sub>3</sub>-CD<sub>3</sub>OD): δ 7.20 (d, *J* = 6 Hz, 2H), 6.94 (d, *J* = 6 Hz, 2H), 3.45 (s, 2H).

### 5 Synthesis of triazole **55c**

A solution of azide **55b** (640 mg, 3.64 mmol) and trimethylacetylene (700 mg, 7.14 mmol) in DMF (25 mL) was heated at 90 °C for 48 h. The reaction was evaporated to dry in vacuum. The resulted residue was dissolved in THF (15 mL). A solution of TBAF (1.0 M in THF, 7.5 mL, 7.5 mmol) and acetic acid (220 mg, 3.6 mmol) was added. The reaction was stirred at RT for 24 h. THF was removed and the residue was suspended in water and stirred for 15 min. a white solid was collected by filtration to provide **55c** (596 mg, 81 % yield). <sup>1</sup>HNMR (300 MHz, CDCl<sub>3</sub>-CD<sub>3</sub>OD): δ 8.01 (d, *J* = 1 Hz, 1H), 7.69 (d, *J* = 1 Hz, 1H), 7.57 (d, *J* = 8 Hz, 2H), 7.33 (d, *J* = 8 Hz, 2H), 3.45 (s, 2H).

### 15 Synthesis of thiocarboxylic amide **55d**

The mixture of **55c** (180 mg, 0.89 mmol) and Lawesson's reagent (288 mg, 0.71 mmol) in THF (3 mL) was refluxed under argon for 2 h. The reaction was diluted with CH<sub>2</sub>Cl<sub>2</sub>, washed with brine, dried over MgSO<sub>4</sub> and concentrated in vacuum. Chromatography (25:1:0.1/CH<sub>2</sub>Cl<sub>2</sub>:MeOH:NH<sub>3</sub>:H<sub>2</sub>O) of crude product afforded **55d** (150 mg, 77 % yield). <sup>1</sup>HNMR (300 MHz, CDCl<sub>3</sub>-CD<sub>3</sub>OD): δ 8.01 (s, 1H), 7.75 (s, 1H), 7.62 (d, *J* = 8 Hz, 2H), 7.44 (d, *J* = 8 Hz, 2H), 3.96 (s, 2H).

### Synthesis of thiazole **55e**

To a solution of **55d** (165 mg, 0.72 mmol) in THF (8 mL) and MeOH (2 mL) was added 1,4 dibromobutanone (130 mg, 0.60 mmol). After refluxing for 2 h, the reaction was diluted with CH<sub>2</sub>Cl<sub>2</sub>, washed with saturated NaHCO<sub>3</sub>, dried over MgSO<sub>4</sub> and concentrated. Chromatography (40:1:0.1/CH<sub>2</sub>Cl<sub>2</sub>:MeOH:NH<sub>3</sub>:H<sub>2</sub>O) of crude product provided **55e** (165 mg, 79 % yield); <sup>1</sup>HNMR (300 MHz, CDCl<sub>3</sub>-CD<sub>3</sub>OD): δ 7.92 (d, *J* = 1 Hz, 1H), 7.76 (d, *J* = 1 Hz, 1H), 7.64 (d, *J* = 9 Hz, 2H), 7.39 (d, *J* = 9 Hz, 2H), 6.87 (s, 1H), 4.29 (s, 2H), 3.63 (t, *J* = 7 Hz, 2H), 3.22 (t, *J* = 7 Hz, 2H).

- 233 -

**Synthesis of 529**

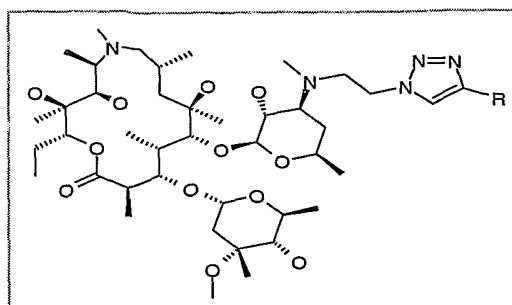
The mixture of **55e** (150 mg, 0.43 mmol), N-desmethylazithromycin **2** (276 mg, 0.36 mmol), Hunig's base (4 mL) and KI (300 mg, 1.81 mmol) in THF (10 mL) was refluxed for 8 h. THF was removed in vacuum and the residue was dissolved in CH<sub>2</sub>Cl<sub>2</sub>. the solution was washed  
5 with brine, dried over MgSO<sub>4</sub>, concentrated to dry and purified by chromatography (25:1:0.1/CH<sub>2</sub>Cl<sub>2</sub>:MeOH:NH<sub>3</sub>:H<sub>2</sub>O) to provide **529** (255 mg, 71 % yield); MS (ESI): 1003.4 (M + H)<sup>+</sup>, 502.5 (100%). <sup>1</sup>HNMR (300 MHz, CDCl<sub>3</sub>, partial) δ 7.92 (s, 1H), 7.78 (s, 1H), 7.64 (d, *J* = 8 Hz, 2H), 7.42 (d, *J* = 8 Hz, 2H), 6.78 (s, 1H), 4.38 (d, *J* = 7 Hz, 1H), 4.29 (s, 2H), 3.26 (s, 3H), 2.28 (s, 3H), 2.25 (s, 3H).

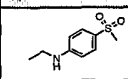
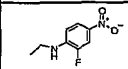
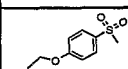
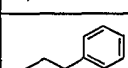
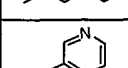
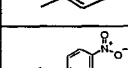
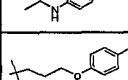
10

The remaining compounds of Table 9 were synthesized by alkylating 3'-N-desmethyl azithromycin **2** with appropriately substituted 4-[2-bromoethyl] thiazoles using procedures analogous to those presented above for compound **529**.

**Example 9 Synthesis of compounds 550-556**

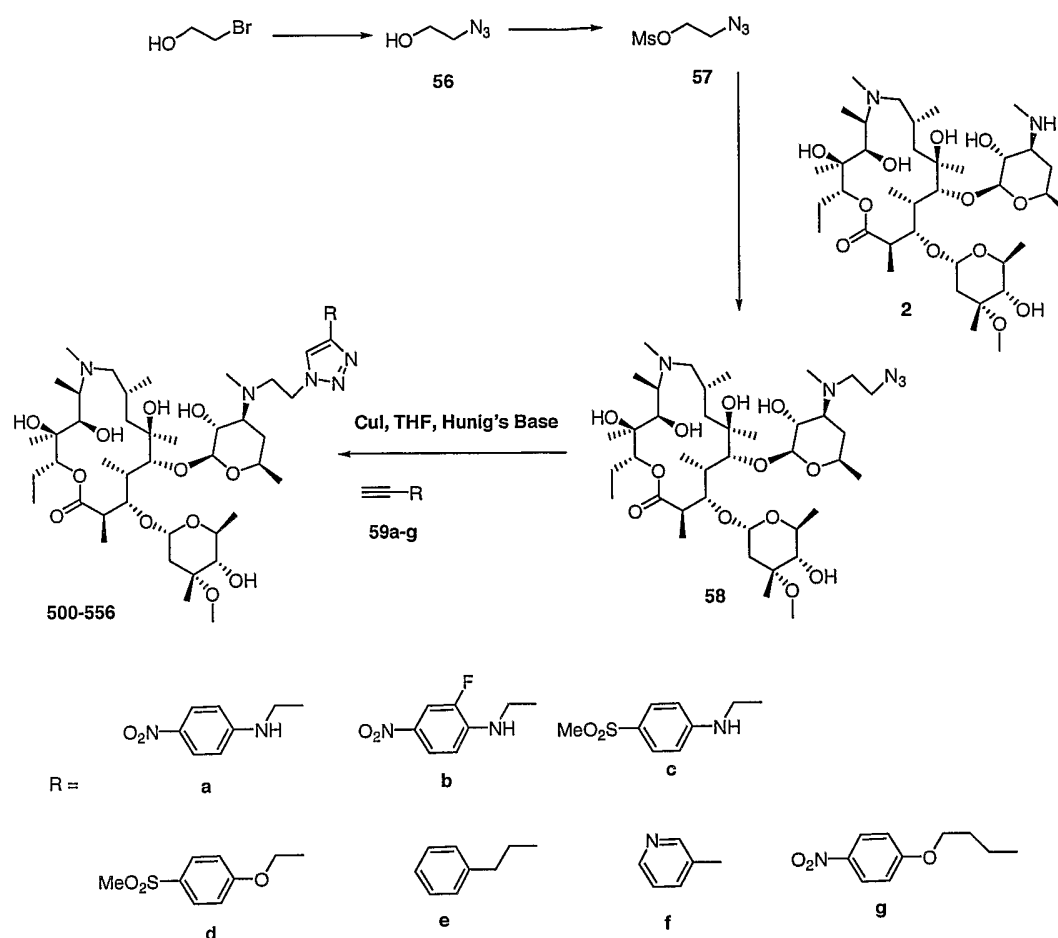
Table 10



Compound	R	LCMS (M/Z)
550		507 (M + 2H) <sup>2+</sup> 1014 (M + H) <sup>+</sup>
551		500 (M + 2H) <sup>2+</sup> 999 (M + H) <sup>+</sup>
552		508 (M + 2H) <sup>2+</sup> 1015 (M + H) <sup>+</sup>
553		468 (M + 2H) <sup>2+</sup> 935 (M + H) <sup>+</sup>
554		455 (M + 2H) <sup>2+</sup> 908 (M + H) <sup>+</sup>
555		491 (M + 2H) <sup>2+</sup> 981 (M + H) <sup>+</sup>
556		505.5 (M + 2H) <sup>2+</sup> 1010.4 (M + H) <sup>+</sup>

- 235 -

Scheme 126

**Synthesis of 2-azido ethanol (56):**

- 5 A mixture of 2-bromoethanol (2 mL, 26.8 mmol) and  $\text{NaN}_3$  (3.48 g, 53.6 mmol) was heated at  $70^\circ\text{C}$  for 12h and then poured into a mixture of ethyl ether and water (150 mL, 1:1). The organic layer was separated and the aqueous layer was extracted with ethyl ether (2 x 30 mL). The combined organic layer was washed with water (1 x 100 mL), dried and carefully reduced the volume and used for the next step without further purification.

10

**Synthesis of 2-azido ethyl methanesulphonate (57):**

- Methane sulphonyl chloride (3.1 mL, 40.2 mmol) was added to a solution of 2 (26.8 mmol) and triethyl amine (5.6 mmol, 40.2 mmol) in methylene chloride (50 mL) at  $0^\circ\text{C}$  and stirred at ambient temperature for 12h. The reaction mixture was diluted with methylene chloride (50 mL) and washed with saturated sodium bicarbonate (2 x 100 mL) solution. The solution was
- 15

- 236 -

dried with anhydrous Na<sub>2</sub>SO<sub>4</sub>, filtered and carefully concentrated to reduced volume and used for the next step without further purification.

**Synthesis of 58:**

5 A solution of amine **2** (2 g, 2.7 mmol) and **57** (8.2 mmol) in a mixture of THF and Hunig's base (40 mL, 1:1) was refluxed for 24h. The reaction mixture was concentrated and dissolved in CH<sub>2</sub>Cl<sub>2</sub> (100 mL). The organic layer was washed with brine (2 x 100 mL), dried, concentrated in reduced pressure and purified by flash chromatography over silica gel (CH<sub>2</sub>Cl<sub>2</sub> : 2% NH<sub>3</sub>-MeOH) to afford 1 g of **58**. MS (ESI) *m/e* 805 (M+H)<sup>+</sup>,

10

**Synthesis of 59a-c, 59d and 59g:**

Alkynes **59a-c** were synthesized according to the procedure described in literature (*J. Med. Chem.*, **1996**, *39*, 904-917).

15 Data for **59a**: <sup>1</sup>H NMR (300 MHz, CDCl<sub>3</sub>): δ 2.29 (t, 1H), 4.04 (dd, 2H), 4.68 (brs, 1H), 6.65 (d, 2H), 8.14 (d, 2H).

Data for **59b**: <sup>1</sup>H NMR (300 MHz, CDCl<sub>3</sub>): δ 2.32 (t, 1H), 4.09 (dd, 2H), 4.90 (brs, 1H), 6.79 (t, 1H), 7.93 (dd, 1H), 8.06 (dd, 1H).

20

Data for **59c**: <sup>1</sup>H NMR (300 MHz, CDCl<sub>3</sub>): δ 2.27 (t, 1H), 3.02 (s, 3H), 4.01 (dd, 2H), 4.53 (brs, 1H), 6.73 (d, 2H), 7.75 (d, 2H).

Alkyne **59d** was synthesized by alkylation of 4-methylsulphonyl phenol with propargyl bromide in presence of K<sub>2</sub>CO<sub>3</sub>. <sup>1</sup>H NMR (300 MHz, CDCl<sub>3</sub>): δ 2.58 (t, 1H), 3.04 (s, 3H), 4.78 (d, 2H), 7.11 (d, 2H), 7.89 (d, 2H).

Alkyne **59g**: To a solution of 4-Nitrophenol (1g, 7.2 mmol), 4-pentyne -1-ol (0.775 mL, 7.9 mmol) and Ph<sub>3</sub>P (2.2 g, 8.28 mmol) in THF (15 mL) was added DIAD (2 mL, 7.9 mmol) at 0<sup>o</sup>C and stirred 2h at ambient temperature. The solution was concentrated and the residue was redissolved in diethyl ether (75 mL). The ethereal layer was successively washed with brine (1 x 50 mL), 1N NaOH (1 x 50 mL) and H<sub>2</sub>O (1 x 50 mL). The resulting solution was dried (anhydrous Na<sub>2</sub>SO<sub>4</sub>), concentrated and the crude material was purified by flash chromatography

30

- 237 -

over silica gel (20 % EtOAc-hexane). After titration with ether, 1g of **59g** was isolated as an off-white solid.  $^1\text{H NMR}$  (300 MHz,  $\text{CDCl}_3$ ):  $\delta$  1.99 (t, 1H), 2.03-2.09 (m, 2H), 2.44 (dt, 2H), 4.18 (t, 2H), 6.97 (d, 2H), 8.22 (d, 2H).

## 5 Synthesis of **550-556**:

### General Method:

To a mixture of **59a-g** (0.0746 mmol), **58** (0.0622 mmol) and CuI (0.0746 mmol) was added THF (5 mL) under argon atmosphere. Then was added few drops of Hunig's base and stirred at ambient temperature for 2h. The reaction mixture was quenched with saturated  $\text{NH}_4\text{OH}$  solution containing 20%  $\text{NH}_4\text{OH}$  (25 mL) and stirred for 30 mins at ambient temperature. The mixture was extracted with methylene chloride (3 x 50 mL) and the combined organic extract was washed with saturated ammonium chloride solution containing 10% ammonium hydroxide (2 x 50 mL). The resulting solution was dried with anhydrous  $\text{Na}_2\text{SO}_4$ , concentrated and purified by preparative TLC (first using  $\text{CH}_2\text{Cl}_2$  : 2 %  $\text{NH}_3$ -MeOH = 10:1 and then EtOAc:  $\text{Et}_3\text{N}$  = 8:2) to afford pure **550-556**.

Data for **555**: Yield 50%. MS (ESI)  $m/e$  981 (M+H) $^+$ , 491 (M+2H) $^+$ ;  $^1\text{H NMR}$  (300 MHz,  $\text{CDCl}_3$ , partial):  $\delta$  0.86-0.91 (m, 6H), 0.94 (d, 2H), 3.21 (t, 1H), 3.3 (s, 3H), 4.05 (t, 1H), 4.26 (brs, 1H), 4.36 (d, 1H), 4.44 (t, 2H), 4.51 (d, 2H), 4.68 (d, 2H), 5.12 (d, 2H), 5.2 (brs, 1H), 6.61 (d, 2H), 7.67 (s, 1H), 8.14 (d, 2H).

Data for **551**: Yield 60%. MS (ESI)  $m/e$  999 (M+H) $^+$ , 500 (M+2H) $^+$ ;  $^1\text{H NMR}$  (300 MHz,  $\text{CDCl}_3$ , partial):  $\delta$  0.86-0.90 (m, 6H), 0.91 (d, 3H), 3.29 (s, 3H), 4.57 (d, 2H), 5.15 (d, 1H), 5.30 (brs, 1H), 6.76 (t, 1H), 7.70 (s, 1H), 7.89 (dd, 1H), 7.99 (dd, 1H).

Data for **550**: Yield 50%. MS (ESI)  $m/e$  1014 (M+H) $^+$ , 507 (M+2H) $^+$ ;  $^1\text{H NMR}$  (300 MHz,  $\text{CDCl}_3$ , partial):  $\delta$  0.87 (d, 3H), 0.91 (d, 3H), 1.09 (d, 3H), 3.32 (s, 3H), 3.61 (d, 1H), 4.66 (d, 1H), 4.99 (t, 1H), 5.11 (d, 1H), 6.68 (d, 2H), 7.63 (s, 1H), 7.70 (d, 2H).

Data for **552**: Yield 55%. MS (ESI)  $m/e$  1015 (M+H) $^+$ , 508 (M+2H) $^+$ ;  $^1\text{H NMR}$  (300 MHz,  $\text{CDCl}_3$ , partial):  $\delta$  0.86-0.91 (m, 6H), 0.99 (d, 3H), 3.28 (s, 3H), 3.64 (d, 1H), 3.67 (s, 1H), 4.05

- 238 -

(m, 1H), 4.25 (d, 1H), 4.38 (d, 1H), 4.45 (t, 1H), 4.70 (d, 1H), 5.11 (d, 1H), 5.27 (s, 2H), 7.12 (d, 2H), 7.81 (s, 1H), 7.86 (d, 2H).

Data for **553**: Yield 50%. MS (ESI) *m/e* 935 (M+H)<sup>+</sup>, 468 (M+2H)<sup>+</sup>; <sup>1</sup>H NMR (300 MHz, CDCl<sub>3</sub>, partial): δ 0.86-0.92 (m, 6H), 0.99 (d, 3H), 3.48 (s, 3H), 3.62 (d, 1H), 3.66 (s, 1H), 4.02-4.07 (m, 1H), 4.35-4.41 (m, 3H), 4.67 (dd, 1H), 5.09 (d, 1H), 7.17-7.31 (m, 6H).

Data for **554**: Yield 40%. MS (ESI) *m/e* 908 (M+H)<sup>+</sup>, 455 (M+2H)<sup>+</sup>; <sup>1</sup>H NMR (300 MHz, CDCl<sub>3</sub>, partial): δ 0.86-0.91 (m, 6H), 0.97 (d, 3H), 3.25 (s, 3H), 3.62 (d, 1H), 3.66 (s, 1H), 4.05 (brt, 1H), 4.23 (brs, 1H), 4.38 (d, 1H), 4.50 (t, 2H), 4.67 (d, 1H), 5.11 (d, 1H), 7.35 (dd, 1H), 8.17 (s, 1H), 8.20 (d, 1H), 8.56 (d, 1H), 8.98 (s, 1H).

Data for **556**: Yield 90%. MS (ESI) *m/e* 1010 (M+H)<sup>+</sup>, 505.5 (M+2H)<sup>+</sup>; <sup>1</sup>H NMR (300 MHz, CDCl<sub>3</sub>, partial): δ 0.86-0.91 (m, 6H), 0.94 (d, 3H), 3.30 (s, 3H), 4.12 (t, 2H), 4.26 (t, 2H), 4.27-4.42 (m, 3H), 4.67 (dd, 1H), 5.05 (d, 1H), 6.96 (d, 2H), 7.42 (s, 1H), 8.20 (d, 2H).

#### 15 **Synthesis of azides 14a-14gm**

The azides **14a-14gm** shown in Table 11 were used to synthesize numerous compounds of the invention including **101-280**, **301-357**, **401-417**, **425-451**, and **460-466**. The azides were readily synthesized by methods known from the literature. Exemplary azide syntheses are presented below. The remaining azides of Table 11 were synthesized in analogous fashion from appropriate commercial starting materials.

Table 11

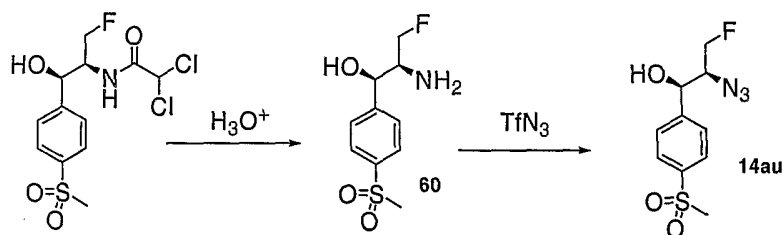
Structure	Compound	Structure	Compound	Structure	Compound	Structure	Compound
	14a		14v		14aq		14bl
	14b		14w		14ar		14bm
	14c		14x		14as		14bn
	14d		14y		14at		14bo
	14e		14z		14au		14bp
	14f		14aa		14av		14bq
	14g		14ab		14aw		14br
	14h		14ac		14ax		14bs
	14i		14ad		14ay		14bt
	14j		14ae		14az		14bu
	14k		14af		14ba		14bv
	14l		14ag		14bb		14bw
	14m		14ah		14bc		14bx
	14n		14ai		14bd		14by
	14o		14aj		14be		14bz
	14p		14ak		14bf		14ca
	14q		14al		14bg		14cb
	14r		14am		14bh		14cc
	14s		14an		14bi		14cd
	14t		14ao		14bj		14ce
	14u		14ap		14bk		14cf

TABLE 11 continued

Structure	Compound	Structure	Compound	Structure	Compound	Structure	Compound
	14cg		14dd		14dy		14ev
	14ch		14de		14dz		14ew
	14ci		14df		14ea		14ex
	14cj		14dg		14eb		14ey
	14ck		14dh		14ec		14ez
	14cl		14di		14ed		14fa
	14cm		14dj		14ef		14fb
	14cn		14dk		14eg		14fc
	14co		14dl		14eh		14fd
	14cp		14dm		14ei		14fe
	14cq		14dn		14ej		14ff
	14cr		14do		14el		14fg
	14cs		14dp		14em		14fh
	14ct		14dq		14en		14fi
	14cu		14dr		14eo		14fj
	14cv		14ds		14ep		14fk
	14cx		14dt		14eq		14fl
	14cy		14du		14er		14fm
	14da		14dv		14es		14fn
	14db		14dw		14et		14fo
	14dc		14dx		14eu		14fp

TABLE 11 continued

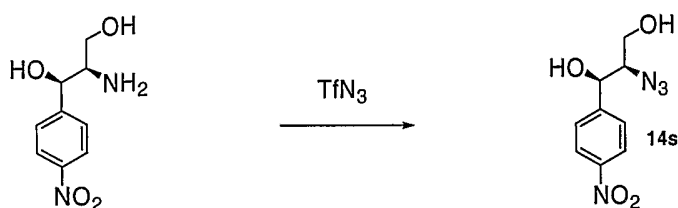
Structure	Compound	Structure	Compound	Structure	Compound	Structure	Compound
	14fq		14fw		14gc		14gi
	14fr		14fx		14gd		14gj
	14fs		14fy		14ge		14gk
	14ft		14fz		14gf		14gl
	14fu		14ga		14gg		14gm
	14fv		14gb		14gh		

5 Scheme 127. Synthesis of azide **14au**Synthesis of **14au**

A solution of florfenicol (0.090 g, 0.25 mmol) in acetic acid (3.0 mL) was treated with sulfuric acid (10%, 15 mL) and heated to 110 °C for 12 h. The reaction mixture was cooled to room temperature, treated with 10 M aqueous sodium hydroxide to adjust the pH to 14, extracted with dichloromethane (3 × 30 mL), dried (Na<sub>2</sub>SO<sub>4</sub>), and evaporated to provide florfenicol amine **60** (65 mg, 0.25 mmol) as a yellow oil.

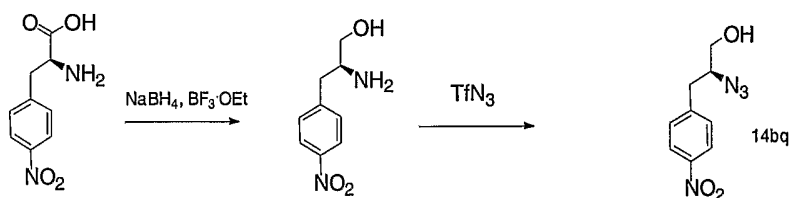
A solution of florfenicol amine **60** (0.90 g, 3.6 mmol) in H<sub>2</sub>O (10 mL) and methanol (30 mL) was treated with triethylamine (1.5 mL, 10.8 mmol) and trifluoromethanesulfonyl azide (13.4 mmol dissolved in 20 mL of dichloromethane; solution prepared according to method described in *J. Am. Chem. Soc.* **2002**, *124*, 10773), and stirred at 0 °C 3 h and then warmed to 23 °C for 1 h. The reaction mixture was diluted with H<sub>2</sub>O (30 mL), extracted with dichloromethane (30 mL) and evaporated. Flash chromatography (SiO<sub>2</sub>, 50–100% ethyl acetate/hexanes) provided azide **14au** (0.65 g, 2.4 mmol) as a yellow solid.

- 242 -

Scheme 128. Synthesis of azide **14s****Synthesis of azide **14s****

5 A solution of D-(-)-threo-2-amino-1-(4-nitrophenyl)-1,3-propanediol (0.42 g, 2.0 mmol) in  $\text{H}_2\text{O}$  (5 mL) and methanol (17 mL) was treated with triethylamine (0.84 mL, 6.0 mmol) and trifluoromethanesulfonyl azide (3.0 mmol dissolved in 5 mL of dichloromethane; solution prepared according to method described in *J. Am. Chem. Soc.* **2002**, *124*, 10773), and stirred at 23 °C for 3 h. The reaction mixture was diluted with  $\text{H}_2\text{O}$  (30 mL), extracted with

10 dichloromethane (30 mL) and evaporated. Flash chromatography ( $\text{SiO}_2$ , 50–100% ethyl acetate/hexanes) provided azide **14s** (0.28 g, 1.2 mmol) as a yellow solid.

Scheme 129. Synthesis of azide **14bq****Synthesis of azide **14bq****

To a stirred 0°C solution of 4-nitrophenylalanine (4.6g, 20 mmol) and  $\text{NaBH}_4$  (3.2g, 84 mmol) in THF (50 mL) was added  $\text{BF}_3 \cdot \text{OEt}$  (14.8 mL, 106 mmol). The reaction was warmed to rt and stirred for 24h. The mixture was cooled to 0°C and quenched with methanol. The reaction mixture was filtered and the filtrate concentrated to give a solid residue. 10% of this residue was

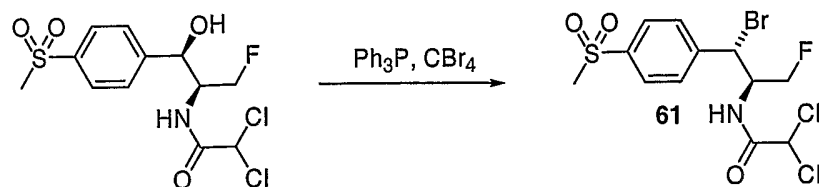
20 dissolved in water (5mL), methanol (20mL) and triethyl amine (0.9 mL). Triflic azide solution (3.5 mmol dissolved in 7 mL of dichloromethane; solution prepared according to method described in *J. Am. Chem. Soc.* **2002**, *124*, 10773) was added and the mixture was stirred at rt for 14h. The reaction mixture was diluted with dichloromethane (30mL) washed with saturated  $\text{NaHCO}_3$ , and with brine. The organic extract was dried, filtered and concentrated to give **14bq**

25 as a white solid (150mg)

- 243 -

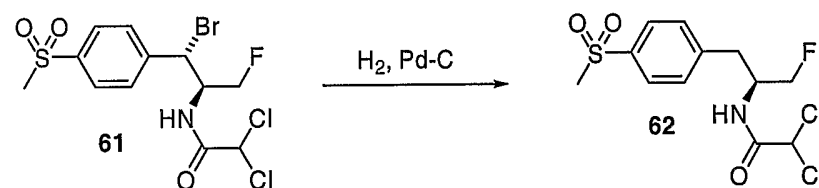
**Synthesis of azide 14ed**

## Scheme 130



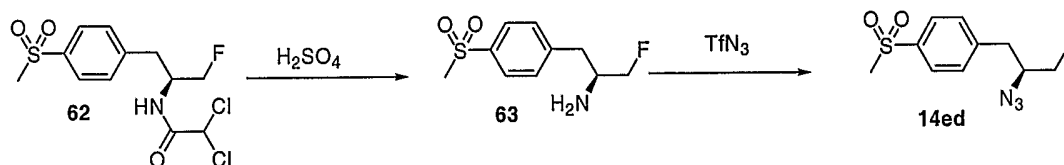
A solution of florfenicol (0.494 g, 1.38 mmol) in acetonitrile (15.0 mL) was treated with  
 5 carbontetrabromide (0.594 g, 1.66 mmol) and triphenylphosphine (0.434 g, 1.66 mmol), and  
 stirred at 23 °C for 12 h. The reaction mixture evaporated to a yellow residue and purified by  
 flash chromatography (SiO<sub>2</sub>, 10% ethyl acetate/dichloromethane) to provide **61** (0.28 g, 0.67  
 mmol) as a white powder.

## 10 Scheme 131



A solution of **61** (0.20 g, 0.41 mmol) in methanol (5.0 mL) was treated with 10%  
 palladium on charcoal (20 mg) and stirred at 23 °C for 2 h under a balloon of hydrogen. The  
 15 reaction mixture was filtered, evaporated and purified by preparative thin-layer chromatography  
 (SiO<sub>2</sub>, 10% ethyl acetate/dichloromethane) to afford **62** (90 mg, 0.26 mmol) as a white film.

## Scheme 132



20

A solution of **62** (90 mg, 0.26 mmol) in acetic acid (3.0 mmol) was treated with 10%  
 sulfuric acid (15 mL) and heated to 110 °C for 12 h. The reaction mixture was cooled to room  
 temperature, treated with 10 M aqueous sodium hydroxide to adjust the pH to 14, extracted with  
 dichloromethane (3 × 30 mL), dried (Na<sub>2</sub>SO<sub>4</sub>), and evaporated to provide crude **63** as a yellow

- 244 -

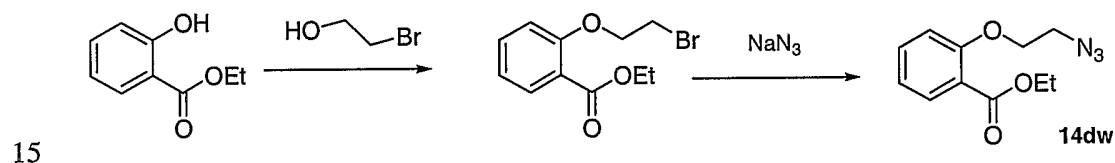
oil. A solution of this crude amine (83 mg) in methanol (3.6 mL) and dichloromethane (3.0 mL) was cooled to 0 °C and treated with triethylamine (0.14 mL, 1 mmol) and triflic azide (1.2 mL of a 0.3 M solution in dichloromethane) and allowed to warm to 23 °C. After 2 h, the reaction mixture was evaporated and purified by preparative thin-layer chromatography (SiO<sub>2</sub>, 10% ethyl acetate/dichloromethane) to afford the **63** (60 mg, 0.23 mmol) as a colorless oil.

### Synthesis of azide **14ag**

Azide **14ag** was synthesized from 1S, 2S 2-Amino-1-(4-methylsulfanyl-phenyl)-propane-1,3-diol using the procedure described for the synthesis of azide **14bq**.

10 Azides **14a**, **14t**, **14u**, **14at**, **14aw**, **14ax**, **14ay**, **14df**, **14ds**, **14dv**, **14dw**, and **14dz**, were readily synthesized using the Mitsunobu approach shown in Scheme 133 and exemplified below for azide **14dw**.

Scheme 133. Synthesis of azide **14dw**



### Synthesis of azide **14dw**

To a mixture of ethyl salicylate (1.0 g, 6.0 mmol), 2-bromoethanol (0.445 mL, 6.06 mmol), and triphenylphosphine (1.8 g, 6.9 mmol) in THF (10 mL) was added diisopropyl azodicarboxylate (DIAD, 1.40 mL, 6.60 mmol) at 0 °C. The mixture was slowly warmed up to RT and stirred for 2 h. The reaction mixture was concentrated and redissolved in ethyl ether (50 mL). It was washed with brine (3 x 50 mL), dried (Na<sub>2</sub>SO<sub>4</sub>), concentrated and purified by flash chromatography (silica gel, 5% ethyl acetate in hexane) to yield 0.8 g of the intermediate bromoethyl ether. The bromoethyl ether (0.678 g, 2.4 mmol) was dissolved in DMF (5 mL) and sodium azide (0.473 g, 7.2 mmol) was added. The mixture was heated in an oil bath at 70 °C for 2-3 h. The reaction mixture was diluted with ether (50 mL), washed with water (4 x 50 mL), dried (anhydrous Na<sub>2</sub>SO<sub>4</sub>), and concentrated under reduced pressure. The crude product was purified by flash chromatography (silica gel, 10% ethyl acetate in hexane) to yield 0.52 g (89%) of pure azide **14dw**.

30

**Synthesis of azides 14a, 14t, 14u, 14at, 14aw, 14ax, 14ay, 14df, 14ds, and 14dz**

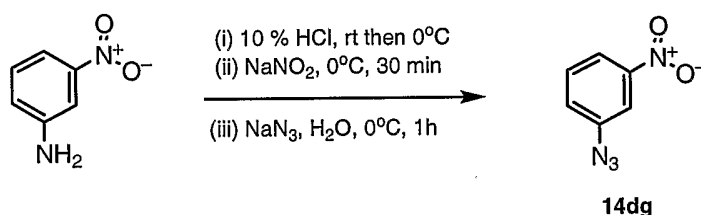
These compounds were prepared from the starting phenols using the same procedure as that described for azide **14dw**.

**5 Synthesis of azide 14dv**

This azide was prepared from ethyl salicylate using the same procedure as described for azide **14dw** except that 3-bromopropanol was substituted for 2-bromoethanol.

**Synthesis of azides 14dg, 14dh, 14di, 14dj, and 14dn.**

10 These azides were synthesized from the corresponding anilines by the diazotization as shown in scheme 134 and exemplified below for compound **14dg**.

Scheme 134: Synthesis of Azide **14dg**.

15

**Synthesis of azide 14dg.**

3-Nitroaniline **4** (2.00 g, 14.20 mmol) was vigorously stirred in 10 % HCl (80 mL) at room temperature until completely dissolved. The solution was cooled to 0°C in an ice-water bath followed by addition of NaNO<sub>2</sub> (1.13 g, 16.33 mmol) stirred for 30 min. A solution of NaN<sub>3</sub> (1.39 g, 21.30 mmol) in H<sub>2</sub>O (20 mL) was added drop-wise and stirring continued for another 1h. EtOAc (120 mL) was added to the resulting suspension and the two layers were separated. The organic layer was extracted once with 10 % HCl (100 mL), saturated NaHCO<sub>3</sub> (100 mL), saturated brine (100 mL) and dried over Na<sub>2</sub>SO<sub>4</sub>. The solvent was evaporated to give **14dg** as a white solid (2.27 g, 97 %).

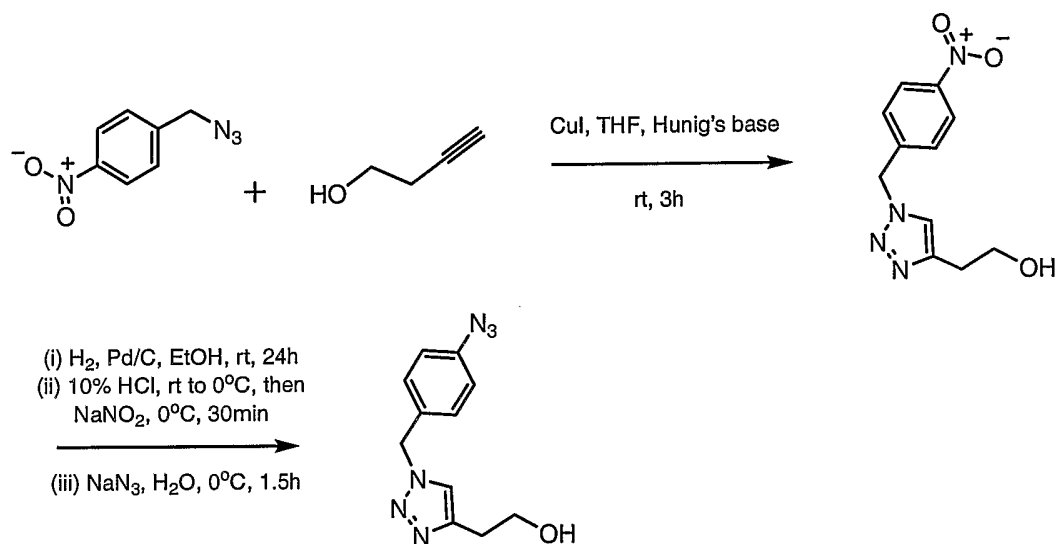
25

**Synthesis of azides 14dh, 14di, 14dj and 14dn.**

These azides were synthesized from the corresponding anilines using the conditions described for compound **14dg**.

- 246 -

Azide **14z** was synthesized from azide **14v** by the sequence shown in Scheme 135.

Scheme 135: Synthesis of Azide **14z**.

5

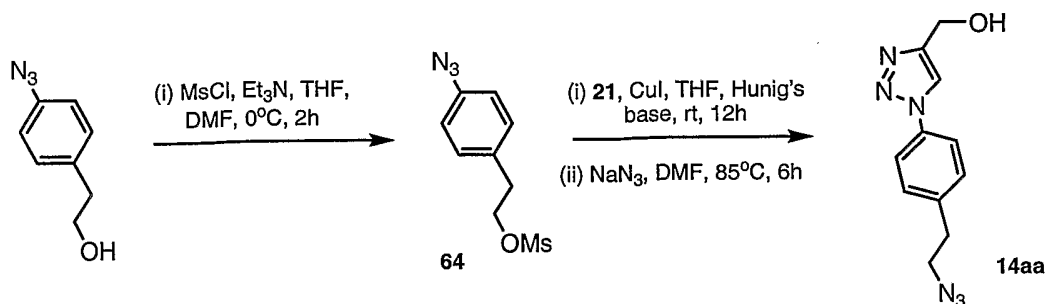
**Synthesis of Azide **14z**:**

Cycloaddition reaction between azide **14v** (0.66 g, 3.43 mmol) and 1-butyn-4-ol (0.32 mL, 4.12 mmol) in the presence of CuI (0.668 g, 3.43 mmol) in THF (20 mL) and Hunig's base (10 mL) at room temperature within 3h resulted in compound **15**. Crude **15** was reduced with Pd/C (0.10 g, 10 % wt, Degussa) in EtOH (15 mL) under hydrogen atmosphere (balloon) followed by diazotization with  $\text{NaNO}_2$  (0.14 g, 2.0 mmol) in 10 % HCl (20 mL) and azidation with  $\text{NaN}_3$  (0.17 g, 2.6 mmol) in  $\text{H}_2\text{O}$  (1.0 mL) as described for the synthesis of azide **14dg** gave crude azide **14z**.

15 Azide **14aa** was synthesized according to the methodology illustrated in Scheme 136.

Scheme 136: Synthesis of Azide **14aa**.

- 247 -

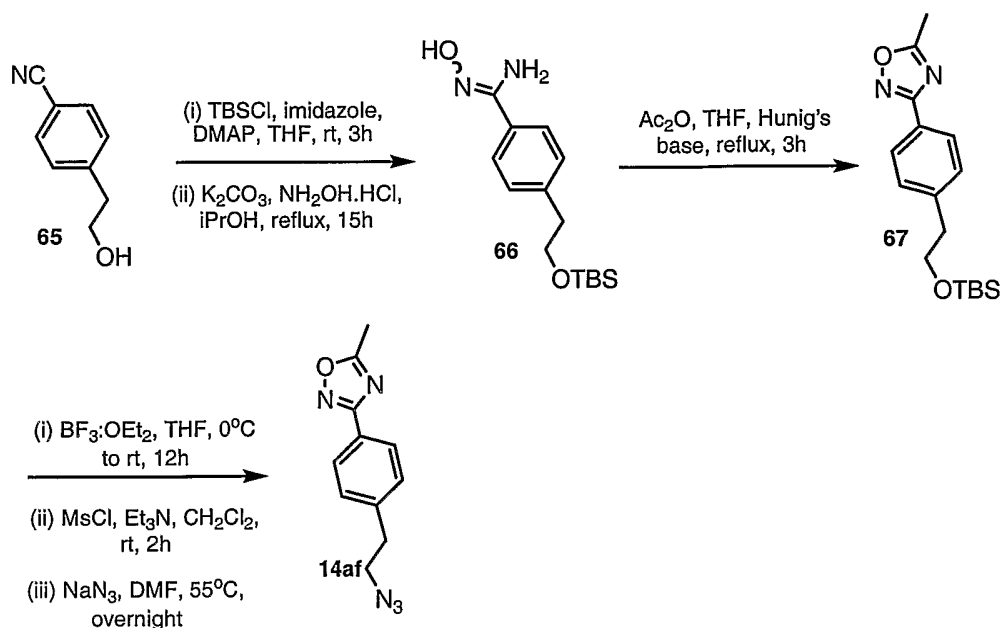


### Synthesis of azide 14aa:

4-azidophenethyl alcohol (0.6 g, 3.68 mmol) was dissolved in anhydrous THF (15 mL),  
 5 DMF (5 mL) and triethylamine (Et<sub>3</sub>N) (0.54 mL, 3.7 mmol). The solution was cooled to 0°C in  
 ice-water bath, MsCl (0.30 mL, 3.7 mmol) was added and stirring was continued at 0°C for 2h.  
 The reaction was quenched with H<sub>2</sub>O (1 mL) and concentrated in-vacuo. EtOAc (60 mL) and  
 saturated NaHCO<sub>3</sub> (40 mL) were added and the two layers were separated. The aqueous layer  
 10 was washed with EtOAc (2 x 40 mL), the combined organic layer was dried over Na<sub>2</sub>SO<sub>4</sub> and  
 solvent evaporated off to give mesylated derivative as a brown solid. The crude mesylate was  
 reacted with propargyl alcohol (0.40 mL, 6.83 mmol) in the presence of CuI (0.54 g, 2.84 mmol)  
 in THF (10 mL) and Hunig's base (1 mL) at room temperature for 12h. The reaction was  
 worked-up as described for the synthesis of 14v. To the solution of the crude product in DMF  
 (10 mL) was added NaN<sub>3</sub> (0.96 g, 14.7 mmol) and the mixture was heated at 85°C for 6 h. The  
 15 reaction was filtered and solvent evaporated off. The residue was partitioned between H<sub>2</sub>O (30  
 mL) and 5 % MeOH in EtOAc (40 mL). The aqueous layer was extracted with 5 % MeOH in  
 EtOAc (5 x 20 mL), the combined organic layer was dried over Na<sub>2</sub>SO<sub>4</sub> and the solvent  
 evaporated. The crude was purified on silica gel, eluting with CH<sub>2</sub>Cl<sub>2</sub>/ MeOH 17:1 to furnish  
 azide 14aa as a solid (0.51 g, 57 %).

20

- 248 -

Scheme 137: Synthesis of Azide **14af**.**Synthesis of azide 14af:**

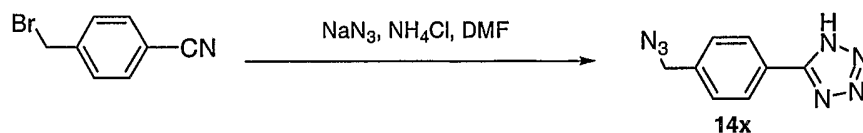
5           Cyano-alcohol **65** (0.65 g, 4.42 mmol), imidazole (0.67 g, 9.73 mmol) and DMAP (0.05g, 0.44 mmol) were dissolved in anhydrous THF (20 mL). To this solution was added TBSCl (0.70 g, 4.65 mmol) and stirring continued for 3h during which TLC indicated a quantitative consumption of **65**. CH<sub>2</sub>Cl<sub>2</sub> (60 mL) was added and the mixture was extracted with saturated NaHCO<sub>3</sub> (1 X 30 mL), saturated brine (1 X 30 mL) and dried over Na<sub>2</sub>SO<sub>4</sub>. Solvent  
 10           was evaporated off to give colorless oil.

To the solution of the crude product in isopropanol (15 mL) was added potassium carbonate (0.28 g, 2.04 mmol) and hydroxylamine hydrochloride (0.29 g, 4.08 mmol) and the resulting mixture was heated at gentle reflux (about 100°C) for 24h. A substantial formation of a baseline product in addition to a new product (R<sub>f</sub> = 0.31, CH<sub>2</sub>Cl<sub>2</sub>/ MeOH 30:1) was noticed by  
 15           TLC. The reaction was filtered and solvent was evaporated off to give white solid. MS (ESI) analysis confirmed the presence of the desired carboxami-doxime **66** (M + H<sup>+</sup> = 295.1) and the corresponding TBS-protected product (M + H<sup>+</sup> = 181.0) in about 1:1 ratio.

Half of the crude **66** (about 2.2 mmol based on **65**) was dissolved in THF (10 mL) and Hunig's base (5 mL). To this solution was added acetic anhydride (1.05 mL, 11.0 mmol) and the  
 20           mixture was heated under reflux for 3h. Solvent was evaporated off and the residue was

- 249 -

partitioned between  $\text{CH}_2\text{Cl}_2$  (40 mL) and saturated  $\text{NaHCO}_3$  (30 mL). The two layers were separated, the organic layer was extracted with saturated  $\text{NaHCO}_3$  (2 x 30 mL), saturated brine (1 x 30 mL) and dried over  $\text{Na}_2\text{SO}_4$ . Solvent was evaporated off and the crude was purified on silica gel, eluting with EtOAc/Hexanes 1: 8 to 1:6 to 1:4 to 1:3 to give oxidiazole **67** (0.040 g, 6 %). To a solution of oxidiazole **67** (0.039 g, 0.12 mmol) in THF (3 mL) was added  $\text{BF}_3 \cdot \text{OEt}_2$  (0.16 mL, 1.26 mmol) with stirring at  $0^\circ\text{C}$ . The reaction was allowed to warm up to room temperature and stirring continued overnight. Ethanol was added to destroy excess  $\text{BF}_3 \cdot \text{OEt}_2$  and solvent was evaporated off. The residue was taken up into  $\text{CH}_2\text{Cl}_2$  (40 mL), extracted with saturated  $\text{NaHCO}_3$  (2 X 25 mL) and dried over  $\text{Na}_2\text{SO}_4$ . Solvent was evaporated off and the crude was used without further purification. The crude was dissolved in  $\text{CH}_2\text{Cl}_2$  (2 mL) and  $\text{Et}_3\text{N}$  (0.05 mL, 0.36 mmol). To this solution was added MsCl (0.04 mL, 0.48 mmol) at room temperature with stirring. Stirring continued at room temperature for 2h, and the reaction was partitioned between  $\text{CH}_2\text{Cl}_2$  (40 mL) and saturated  $\text{NaHCO}_3$  (30 mL). The two layers were separated, the organic layer was extracted with saturated  $\text{NaHCO}_3$  (2 X 30 mL), saturated brine (1 X 20 mL), dried over  $\text{Na}_2\text{SO}_4$ , and solvent was evaporated off. The crude was dissolved in DMF (3 mL),  $\text{NaN}_3$  (0.10 g, 1.5 mmol) was added and the mixture was heated at  $55^\circ\text{C}$  overnight. Diethyl ether (50 mL) was added, the solution was extracted with saturated  $\text{NaHCO}_3$  (3 X 30 mL), saturated brine (1 X 30 mL), dried over  $\text{Na}_2\text{SO}_4$ , and solvent was evaporated off. The crude was purified on silica gel, eluting with  $\text{CH}_2\text{Cl}_2/\text{MeOH}$  120:1 to give azide **14af** as colorless thick oil (0.018 g, 66 % yield).

Scheme 138 Synthesis of Azide **14x**

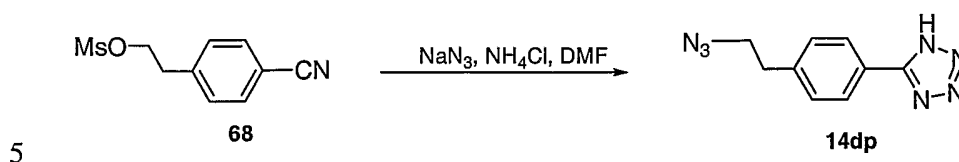
25

Synthesis of azide **14x**

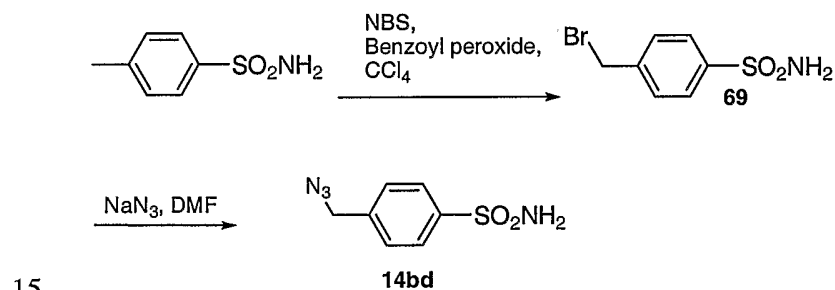
A mixture of  $\alpha$ -bromo-p-tolunitrile (196 mg, 1 mmol),  $\text{NH}_4\text{Cl}$  (107 mg, 2 mmol) and  $\text{NaN}_3$  (260 mg, 4 mmol) in DMF (2 mL) was heated at  $120^\circ\text{C}$  for 8 h. The reaction was then diluted with  $\text{CH}_2\text{Cl}_2$ . The inorganic salt was removed by filtration, the resulted solution was

- 250 -

concentrated and purified by flash column (10:1:0.1/CH<sub>2</sub>Cl<sub>2</sub>:MeOH:NH<sub>3</sub>:H<sub>2</sub>O) to provide azide **20** (180 g, 90 % yield).

Scheme 139 Synthesis of Azide **14dp**Synthesis of azide **14dp**

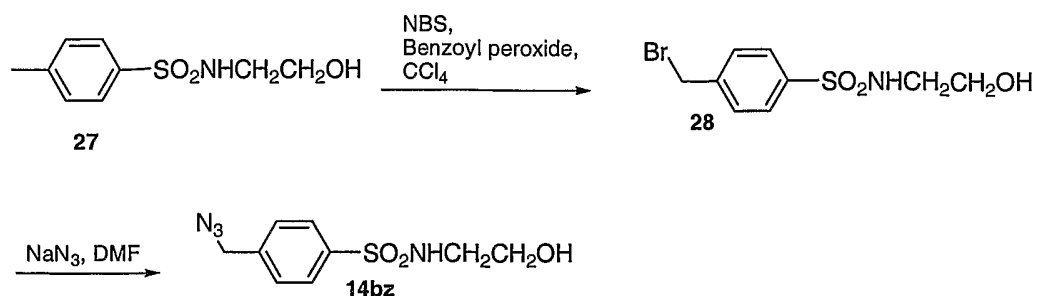
A mixture of mesylate **68** (700 mg, 3.1 mmol), NH<sub>4</sub>Cl (332 mg, 6.2 mmol) and NaN<sub>3</sub> (808 mg, 12.4 mmol) in DMF (5 mL) was heated at 120 °C for 4 h. The reaction was then diluted  
10 with CH<sub>2</sub>Cl<sub>2</sub>. The inorganic salt was removed by filtration, the resulting solution was concentrated and the product purified by flash column chromatography (10:1:0.1/CH<sub>2</sub>Cl<sub>2</sub>:MeOH:NH<sub>3</sub>:H<sub>2</sub>O) to provide azide **14dp** (600 mg, 90 % yield).

Scheme 140 Synthesis of Azide **14bd**Synthesis of azide **14bd**

A mixture of *p*-toluenesulfonamide (6.84 g, 40 mmol), N-bromosuccinimide (7.12 g, 40 mmol) and benzoyl peroxide (0.29 g, 1.2 mmol) in carbontetrachloride (CCl<sub>4</sub>) (100 mL) was  
20 refluxed for 3h. The reaction mixture was concentrated and the residue was extracted with EtOAc. The resulting crude product was crystallized in CH<sub>2</sub>Cl<sub>2</sub> to provide **69** (2.60 g, 26 % yield). A mixture of **69** (150 mg, 0.6 mmol) and NaN<sub>3</sub> (156 mg, 2.4 mmol) in DMF (2 mL) was heated at 80 °C for 6 h. The reaction was then diluted with ethyl acetate, washed with brine, dried (MgSO<sub>4</sub>) and evaporated to provide azide **14bd** (110 mg, 86 %

25

- 251 -

Scheme 141 Synthesis of Azide **14bz****Synthesis of azide 14bz**

- 5 Azide **14bz** was prepared from the reaction of bromide **28** and sodium azide following the procedure for the synthesis of **14bd**. Yield, 90 %. Bromide **28** was prepared from the reaction of *N*-(2-hydroxyethyl)-*p*-toluenesulfonamide and *N*-bromosuccinimide following the procedure for the synthesis of **17**. Yield, 23 %.

10 **Synthesis of azide 14bm**

Azide **14bm** was prepared from 2-fluoro-4-sulfonamido toluene according to the procedure described above for azide **14bd**.

**Synthesis of azide 14bh**

- 15 Azide **14bh** was prepared from 3-fluoro-4-sulfonamido toluene according to the procedure described above for azide **14bd**.

**Synthesis of azide 14bo**

- 20 Azide **14bo** was prepared from 1-*p*-tolyl-ethanone according to the procedure described above for azide **14bd**.

**Synthesis of azide 14cm**

- Azide **14cm** was prepared from 4-dimethylaminosulfonyl toluene according to the procedure described above for azide **14bd**.

25

**Synthesis of azide 14cn**

- 252 -

Azide **14cn** was prepared from 4-methylaminosulfonyl toluene according to the procedure described above for azide **14bd**.

#### Synthesis of azide **14cr**

5 Azide **14cr** was synthesized from 3-(2-Fluoro-4-methyl-phenyl)-5-hydroxymethyl-oxazolidin-2-one as described above for azide **14bd**.

#### Synthesis of azide **14cp**

10 Azide **14cp** was synthesized from N-[3-(2-Fluoro-4-methyl-phenyl)-2-oxo-oxazolidin-5-ylmethyl]-acetamide as described above for azide **14bd**.

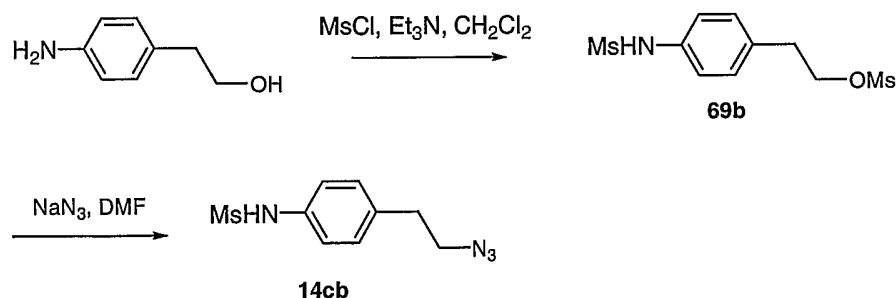
#### Synthesis of azide **14bl**

15 Azide **14bl** was prepared from 3-methoxy-4-sulfonamido toluene according to the procedure described above for azide **14bd**.

#### Synthesis of azide **14ca**

Azide **14ca** was prepared from the reaction of *p*-toluamide and *N*-bromosuccinimide followed by reaction with sodium azide following the procedure for the synthesis of **14bz**. Yield, 40 %.

20 Scheme 142 Synthesis of azide **14cb**



#### Synthesis of azide **14cb**

25 Methanesulfonyl chloride (1.7 mL, 22 mmol) was added to a solution of 4-aminophenylethyl alcohol (1.37 g, 10 mmol) and Et<sub>3</sub>N (2.5 g, 25 mmol) in CH<sub>2</sub>Cl<sub>2</sub> (20 mL) at 0 °C. The mixture was kept stirring at 0 °C for 2 h. The reaction mixture was washed with brine, dried over MgSO<sub>4</sub> and concentrated to provide **69b** (2.6 g, 89 % yield).

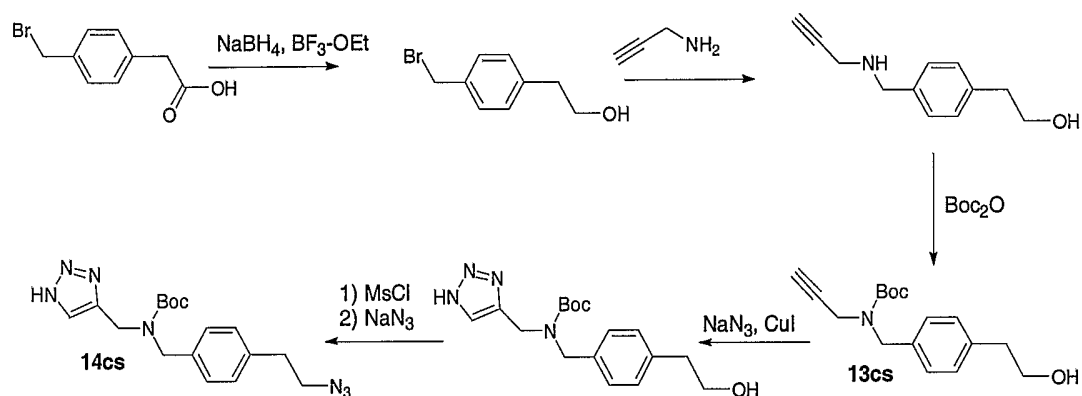
Azide **14cb** was prepared from the reaction of bis-mesylate **69b** and sodium azide following the procedure for the synthesis of **14bd**. Yield, 90 %.

### Synthesis of azide **14cq**

5 Azide **14cq** was synthesized from acetic acid 3-[2-fluoro-4-(2-hydroxy-ethyl)-phenyl]-2-oxo-oxazolidin-5-ylmethyl ester according to the procedure described for azide **14cb**.

Azide **14cs** was synthesized from 4-bromomethylphenyl acetic acid by the route shown in Scheme 143.

### 10 Scheme 143 Synthesis of Azide **14cs**



### Synthesis of azide **14cs**

4-Bromomethylphenyl acetic acid (1.15 g, 5 mmol) was treated with NaBH<sub>4</sub>, BF<sub>3</sub>·OEt according to the conditions described below in the synthesis of azide **14b**. The crude *p*-bromomethyl phenethyl alcohol was treated with propargyl amine hydrochloride (0.85g, 9.3 mmol) in Hunig's base at rt for 2h. The reaction mixture was concentrated and the crude residue dissolved in a 2:1 THF water mixture (30 mL) and treated with *t*-butoxycarbonyl (Boc) anhydride (1.1g) and K<sub>2</sub>CO<sub>3</sub> (0.83g) for 12h. The reaction mixture was partitioned between water and EtOAc, the organic layer was dried, filtered and concentrated to give a residue which was purified by preparative TLC (elution with 15:1:0.1 CH<sub>2</sub>Cl<sub>2</sub>:MeOH:NH<sub>4</sub>OH to give 0.89g of the intermediate **13cs**. Alkyne **13cs** (0.62g, 2.15 mmol) was converted to the corresponding triazole by reaction with sodium azide and NHCl as described above in the synthesis of **14dp**. The triazole product was treated with mesyl chloride and azide as described below for the synthesis of azide **14dx** to afford the azide **14cs** as a colorless oil.

15

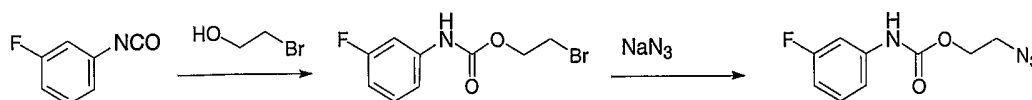
20

25

- 254 -

Azides **14o-14r** were synthesized from the corresponding phenylisocyanates by reaction with 2-bromoethanol followed by displacement with azide ion. The procedure given below for azide **14o** is typical.

## 5 Scheme 144

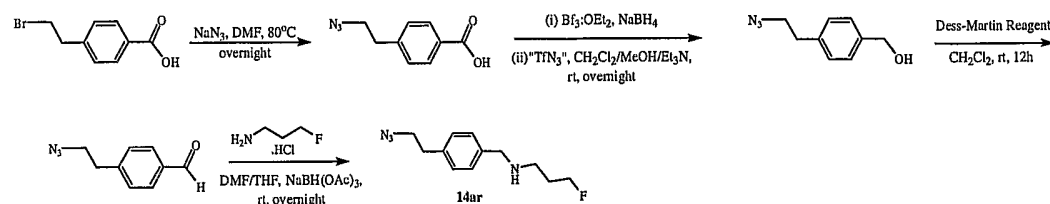
**Synthesis of azide 14o**

To a stirred solution of 3-fluorophenylisocyanate (2g, 14.6 mmol) in toluene was added  
 10 bromoethanol (2 mL, 29.2 mmol). The reaction mixture was refluxed for 7h. The reaction  
 mixture was diluted with ether (100 mL) and washed with water (3 x 100 mL). The organic  
 extract was dried, filtered and concentrated and the residue dissolved in DMF (30 mL). NaN<sub>3</sub>  
 (2.5g, 30.5 mmol) was added and the reaction mixture was stirred at 70°C for 4h. The reaction  
 mixture was partitioned between ether and water. The organic layer was separated and washed  
 15 with water (3 x 100 mL) then dried and concentrated. The crude product was purified by silica  
 gel chromatography (elution with 9:1 Hexane EtOAc) to give **14o** as a white solid (2.4g).

Azides **14p**, **14q**, and **14r** were synthesized from the corresponding isocyanates under the same  
 condition described for azide **14o**.

20

Azide **14ar** was synthesized from 4-(2-bromoethyl)benzoic acid by the sequence illustrated in  
 Scheme 145 below.

Scheme 145 Synthesis of azide **14ar**

25

**Synthesis of azide 14ar**

A mixture of 4-(2-Bromoethyl)benzoic acid (1.0 g, 4.40 mmol) and sodium azide (0.72 g,  
 11.0 mmol) in DMF (10 mL) was heated at 80°C for about 12h. The solvent was evaporated and

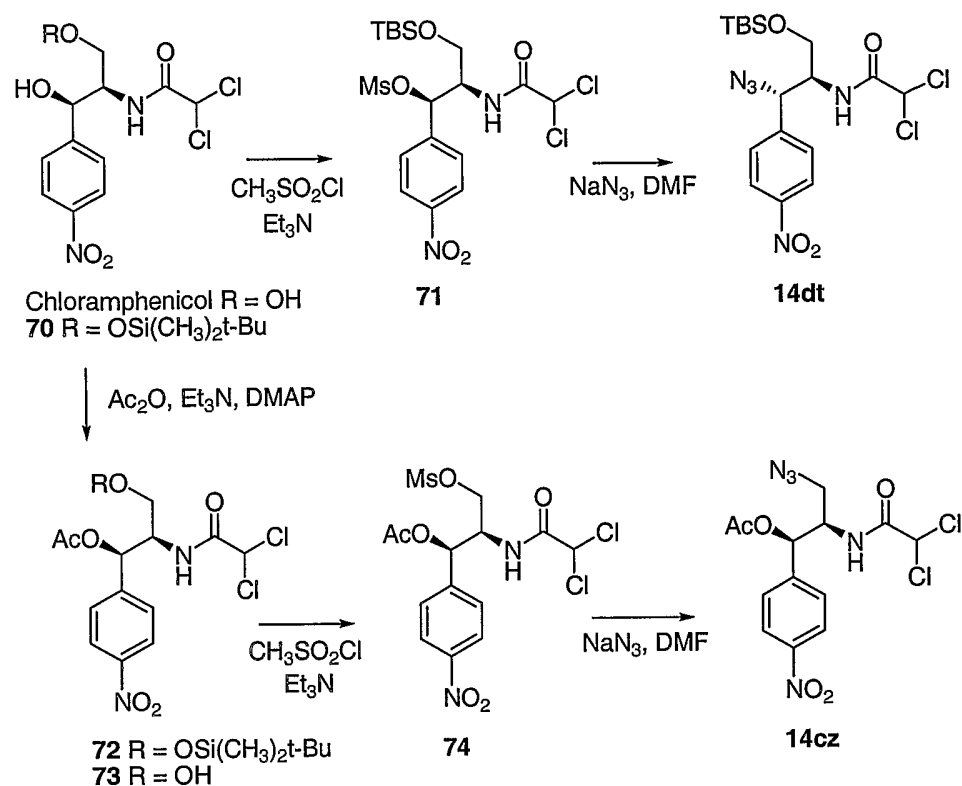
- 255 -

the residue was suspended in cold water (40 mL) acidified with few drops of glacial acetic acid. The suspension was filtered, the residue was washed with cold water (40 mL) acidified with few drops of glacial acetic acid and dried in vacuo at 40°C to give carboxylic acid as white solid (0.8 g, 95 %) (Rf = 0.51, EtOAc/Hexanes/MeOH 4:1:0.02).

5 To a solution of this carboxylic acid (0.70 g, 3.87 mmol) in anhydrous THF (8 mL) was added 1M BH<sub>3</sub>:THF (12 mL, 12.0 mmol) at 0°C. Stirring was continued at 0°C for 1h and the reaction was warmed up to room temperature. The mixture was stirred at room temperature for 14h. TLC (visualization with ninhydrin stain) showed azide reduction took place. NaBH<sub>4</sub> (0.46 g, 12 mmol) and BF<sub>3</sub>:OEt<sub>2</sub> (1.6 mL, 12 mmol) were added and stirring continued for about 18h  
10 to ensure a complete azide reduction. Excess boron trifluoride etherate was destroyed with ethanol, and the mixture filtered. The filtrate was evaporated to afford a semi solid. The crude was treated with freshly prepared triflic azide (12 mmol) as described for the synthesis of azide **14s**. The crude was purified on silica gel eluting with EtOAc/Hexanes 2:3 to afford 4-(2-azidoethyl)-benzyl alcohol as clear oil (0.56 g, 82 %) (Rf = 0.53, EtOAc/Hexanes 2:3).

15 A mixture of azido-alcohol this (0.40 g, 2.26 mmol) and Dess-Martin reagent (1.25 g, 2.93 mmol) in CH<sub>2</sub>Cl<sub>2</sub> (15 mL) was stirred at room temperature overnight. The reaction was quenched with 10 % Na<sub>2</sub>S<sub>2</sub>O<sub>3</sub>: saturated NaHCO<sub>3</sub> (1:1) (30 mL), CH<sub>2</sub>Cl<sub>2</sub> (30 mL) was added and the two layers separated. The organic layer was washed with 10 % Na<sub>2</sub>S<sub>2</sub>O<sub>3</sub>: NaHCO<sub>3</sub> (1:1) (2 X 30 mL), saturated NaHCO<sub>3</sub> (2 X 30 mL) and dried over Na<sub>2</sub>SO<sub>4</sub>. Solvent was evaporated off and  
20 the residue was purified on silica gel, eluting with EtOAc/Hexanes 1:6 to give 4-(2-azidoethyl)-benzaldehyde as clear oil (0.23 g, 58 %) (Rf = 0.46, EtOAc/Hexanes 1:4).

A mixture of this azido-aldehyde (0.23 g, 1.31 mmol) and 3-fluoropropyl amine hydrochloride (0.25 g, 2.20 mmol) in DMF (4 ml) and THF (10 mL) was stirred at room temperature for 30 min. NaBH(OAc)<sub>3</sub> (0.51 g, 2.40 mmol) was added and stirring was continued  
25 at room temperature for about 18h. MeOH (20 mL) was added, the suspension was filtered and the filtrate evaporated off to give oily residue. The residue was partitioned between 10 % MeOH in CH<sub>2</sub>Cl<sub>2</sub> (40 mL) and water (25 mL), the two layers were separated and the organic layer was dried over Na<sub>2</sub>SO<sub>4</sub>. Solvent was evaporated off and the residue was purified by preparative TLC (2000 micron plate) eluting with CH<sub>2</sub>Cl<sub>2</sub>/MeOH (2 N NH<sub>3</sub>) 18:1 to give azide **14ar** as light  
30 yellow oil (0.077 g, 25 %) (Rf = 0.34, CH<sub>2</sub>Cl<sub>2</sub>/MeOH (2 N NH<sub>3</sub>) 18:1). MS (ESI) M/E; M+H<sup>+</sup> 237.0.

Scheme 146 Synthesis of azides **14dt** and **14cz**Synthesis of alcohol **70**

- 5 To a mixture of chloramphenicol (6.26 g, 20 mmol) and tert-butyldimethylsilyl chloride (3.32 g, 22 mmol) in CH<sub>2</sub>Cl<sub>2</sub> (40 mL) was added imidazole (1.70 g, 25 mmol). After stirring at room temperature for 4 h, the solution was quenched with saturated NaHCO<sub>3</sub> solution. The organic phase was washed with brine, dried over anhydrous MgSO<sub>4</sub> and concentrated under reduced pressure. After purification by flash chromatography (silica gel, hexane: ethyl
- 10 acetate/6:1), 8.85 g of white crystalline **70** was obtained in a yield of 96%.

Synthesis of mesylate **71**

- 15 Methanesulfonyl chloride (0.32 g, 2.75 mmol) was added drop wise to a solution of **70** (1.09 g, 2.5 mmol) and Et<sub>3</sub>N (0.51 g, 5.0 mmol) in CH<sub>2</sub>Cl<sub>2</sub> (5 mL) at 0 °C. The mixture was kept stirring at 0°C for 2 h and at room temperature for 12 h. The solvent was removed under reduced pressure and the residue was dissolved in EtOAc. The EtOAc solution was washed with brine,

- 257 -

dried over anhydrous MgSO<sub>4</sub> and concentrated under reduced pressure to afford 1.22 g of **71** as light yellow oil. Yield: 95%.

#### Synthesis of azide **14dt**

5 A mixture of mesylate **71** (1.32g, 2.5 mmol) and sodium azide (0.65g, 10 mmol) in DMF (5 ml) was stirred at 50-60°C for 5 h. The reaction was quenched with water. The solution was extracted with EtOAc, washed with brine, dried over anhydrous MgSO<sub>4</sub> and concentrated in vacuum. The crude product was purified by chromatography (silica gel, hexane: ethyl acetate/15:1) to afford 0.75 g of light yellow oil **53**. Yield: 65%. MS (ESI) *m/e* 460 (M-H)<sup>+</sup>.

10

#### Synthesis of acetate **72**

Triethylamine (2.5 mL, 17.9 mmol) was added to a solution of **70** (3.3 g, 7.6 mmol), acetic anhydride (2.4 g, 23.3 mmol) and 4-dimethylaminopyridine (60 mg, 0.49 mmol) in CH<sub>2</sub>Cl<sub>2</sub> (30 mL) at 0°C. After stirring at same temperature for 2 h, the reaction was diluted with  
15 CH<sub>2</sub>Cl<sub>2</sub>, washed with saturated NaHCO<sub>3</sub>, dried over anhydrous MgSO<sub>4</sub> and concentrated. Flash chromatography (silica gel, hexane: ethyl acetate/6:1) of crude product afforded 3.4 g of white crystalline **72**. Yield: 94%.

#### Synthesis of alcohol **73**

20 To a solution of **72** (3.59 g, 7.5 mmol) in THF (50 mL) was added a solution of 1.0 M TBAF in THF (7.5 mL, 7.5 mmol). The reaction mixture was stirred at room temperature under argon atmosphere for 2 h. The solvent was removed under reduced pressure, and the residue was dissolved with EtOAc and washed with brine. The organic phase was dried (MgSO<sub>4</sub>), concentrated and purified by chromatography (silica gel, hexane: ethyl acetate/4:1) to afford 2.40  
25 g of light yellow oil **73**. Yield: 88%.

#### Synthesis of mesylate **74**

Triethylamine (1.8 mL, 12.7 mmol) was added to a solution of **73** (2.32 g, 6.36 mmol) and methanesulfonyl chloride (0.80 g, 7.0 mmol) in CH<sub>2</sub>Cl<sub>2</sub> (20 mL) at 0°C. After stirring at 0°C  
30 for 2 h, the solvent was removed under reduced pressure, the residue was dissolved in EtOAc and washed with brine. The organic phase was dried (MgSO<sub>4</sub>) and concentrated under reduced pressure to afford 2.8 g of **74** as light yellow oil. Yield: 99%.

- 258 -

**Synthesis of azide 14cz**

The mixture of mesylate **74** (3.0 g, 6.8 mmol) and sodium azide (1.76 g, 27.1 mmol) in DMF (15 ml) was stirred at 60°C under argon atmosphere for 2 h. The reaction was quenched with water and diluted with EtOAc. The organic layer was washed with brine, dried (MgSO<sub>4</sub>),  
5 concentrated and purified by chromatography (silica gel, hexane : ethyl acetate/4:1) to afford 1.65 g light yellow solid **57**. Yield: 63%. MS (ESI) *m/e* 388 (M-H)<sup>+</sup>.

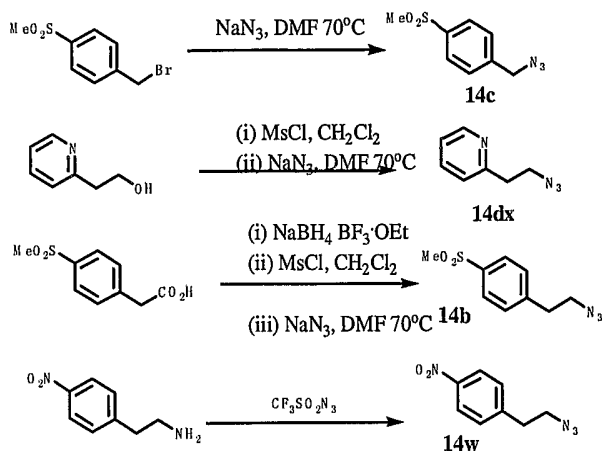
**Synthesis of azide 14cx**

The synthesis of this azide is described in the patent application WO2004029066A3.

The majority of the azides in Table 11 including all those for which synthetic details are  
10 not provided in the preceding paragraphs were synthesized according to known procedures using the reactions shown in the schemes above. The specific route used for each azide was determined by the available commercial starting materials. When possible azides were produced from the corresponding substituted alkyl bromides by direct displacement with azide ion, this method is exemplified in the synthesis of azide **14c** described below. When the required alkyl bromides  
15 were not readily available, the compounds were derived from substituted alkanols: to accomplish this the alcohols were first activated as their sulfonyl ester derivatives and then substituted with azide ion. This procedure is exemplified below for the synthesis of azide **14dx**. If neither the required bromides or alkanols were commercially available, the azides were synthesized from the corresponding carboxylic acids by reduction with borohydride to the corresponding alcohols  
20 The resulting alkanols were then treated as above to yield the azides. The chemistry employed to convert a carboxylic acid to an azide is exemplified below for compound **14b**. Finally, some azides of Table 11 were synthesized from the corresponding substituted alkyl amines by reaction with triflic azide. An example of this procedure is provided for the synthesis of azide **14w** below.

Scheme 147. Synthesis of azides **14c**, **14dx**, **14d** and **14w**.

- 259 -



### Synthesis of azide 14c

To a solution of 4-methylsulfonyl benzyl bromide (1 g, 4.0 mmol) in DMF (20 mL) was added  $\text{NaN}_3$  (0.52g, 8.0 mmol). The mixture was stirred at rt for 1h, then poured into 200 mL of a 1:1 water-ether mixture. The aqueous layer was separated and extracted with ether (2 x 50 mL) and the combined organic extracts dried ( $\text{Na}_2\text{SO}_4$ ), and concentrated under reduced pressure to yield a crude product. Purification by silica gel chromatography (elution with 30% EtOAc in hexanes) afforded the pure azide as a white solid (0.52g, 2.5 mmol)

10

### Synthesis of azides 14dx

To a solution of 2-(2-hydroxyethyl)pyridine (2 g, 16.2 mmol) and diisopropylethylamine (5.6 mL, 32.4 mmol) in  $\text{CH}_2\text{Cl}_2$  (40 mL) was added methanesulfonyl chloride (1.4 mL, 17.8 mmol) at  $0^\circ\text{C}$ . The mixture was warmed to rt, stirred for 3h, then quenched with water and diluted with  $\text{CH}_2\text{Cl}_2$  (30 mL). The organic layer was washed with  $\text{NaHCO}_3$  (2 x 50 mL), dried ( $\text{Na}_2\text{SO}_4$ ), and concentrated under reduced pressure to yield 3.2 g of the crude mesylate which was of suitable purity to be used in subsequent reactions without purification. The above mesylate was converted to azide **14dx** using the same procedure used to synthesize azide **14dw** from the bromoethyl ether of ethyl salicylate.

20

### Synthesis of azide 14d

To a solution of 4-methylsulfonyl phenyl acetic acid (1 g, 4.7 mmol) in THF (25 mL) was added  $\text{NaBH}_4$  (0.54g, 14.1 mmol) after 5 minutes  $\text{BF}_3 \cdot \text{OEt}$  (2.4 mL, 18.8 mmol) was added and the reaction mixture allowed to stir 16h at rt. The reaction was quenched with MeOH,

- 260 -

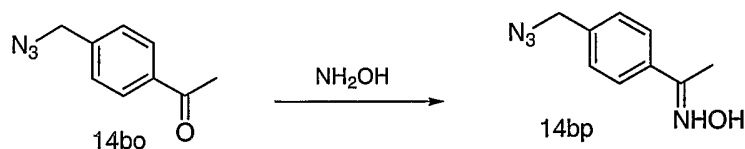
filtered and concentrated *in vacuo*, then suspended in CH<sub>2</sub>Cl<sub>2</sub>. The solid was filtered, dried, and re-suspended in CH<sub>2</sub>Cl<sub>2</sub> (10 mL). Triethylamine (1.3 mL, 9.4 mmol) was added followed by MsCl (0.6 mL, 7.0 mmol). After 4h additional triethylamine (1.3 mL, 9.4 mmol) and MsCl (0.6 mL, 7.0 mmol) were added and stirring was continued for 16h. The reaction mixture was diluted with 50 mL CH<sub>2</sub>Cl<sub>2</sub>, washed with saturated NaHCO<sub>3</sub> and with brine, then dried (Na<sub>2</sub>SO<sub>4</sub>), filtered and concentrated.

The crude mesylate was dissolved in DMF (10mL), 0.61g NaN<sub>3</sub> was added and the reaction stirred at 80°C for 2h. The reaction mixture was partitioned between ether and water and the aqueous layer further extracted with ether (3 x 30 mL). The combined organic extracts were washed with brine (100 mL), dried (Na<sub>2</sub>SO<sub>4</sub>), filtered, and concentrated to give a crude product which was purified by silica gel chromatography (elution with 40% EtOAc in hexanes) to afford **14d** as a white solid (0.70g, 12 mmol).

In a few cases the azides of Table 11 were synthesized by modification of other azides that had been synthesized according to the methodologies above:

15

Scheme 148



#### Synthesis of azide **14bp** from azide **14bo**.

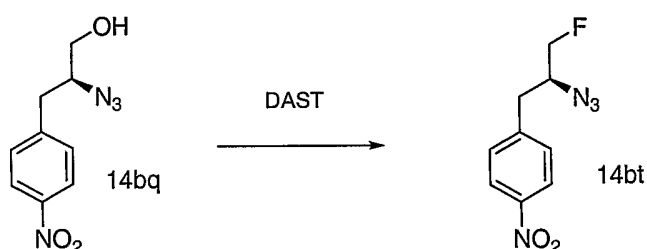
To a solution of azide **14bo** (0.18 g, 1 mmol) in MeOH (5 mL) was added HONH<sub>2</sub>·HCl (0.35g, 5 mmol) and triethylamine (0.35 mL, 2.5 mmol). The mixture was refluxed for 8h, then diluted with EtOAc, washed with water and brine. The organic extracts were dried (Na<sub>2</sub>SO<sub>4</sub>), filtered and concentrated to afford **14bp** as a white solid (180mg).

#### 25 Synthesis of azide **14bn** from azide **14bk**

Azide **14bn** was prepared from **14bk** according to the procedure described for the synthesis of azide **14bp**

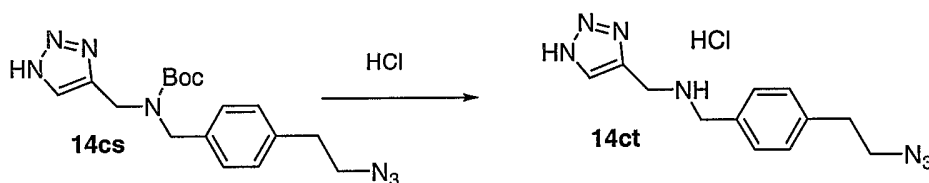
- 261 -

Scheme 149

**Synthesis of azide 14bt from azide 14bq**

- 5 To a stirred -78°C solution of azide **14bt** (111 mg, 0.5 mmol) in CH<sub>2</sub>Cl<sub>2</sub> was added (diethylamino)sulfur trifluoride (DAST) (0.1 mL, 0.82 mmol). The reaction was stirred at -78 °C for 2h, then allowed to warm to rt and stirred for 14h. The reaction mixture was poured into water and extracted with CH<sub>2</sub>Cl<sub>2</sub>. The organic extracts were dried, filtered, and concentrated to give **14bq** as a solid (36mg, 0.16 mmol).

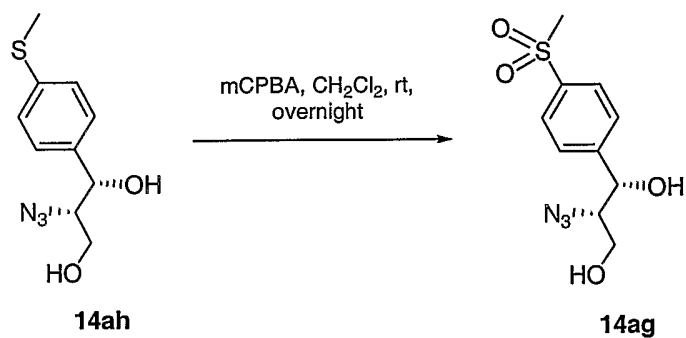
10 Scheme 150

**Synthesis of azide 14ct from azide 14cs**

- 15 To a stirred solution of **14ct** (0.21g) in CH<sub>2</sub>Cl<sub>2</sub> (10mL) was added 4M HCl in 1,4-dioxane (2 mL) the mixture was stirred at rt for 10h, then concentrated under reduced pressure to afford the HCL salt of azide **14cz** as a white solid (0.15g).

- 262 -

Scheme 151



### 5 Synthesis of azide **14ah** from **14ag**

To a solution of azide **14ah** (0.27 g, 1.1 mmol) in CH<sub>2</sub>Cl<sub>2</sub> (15 mL) was added mCPBA (1.10 g, 4.5 mmol) and the mixture was stirred at room temperature overnight. Solvent was evaporated and the crude was purified on silica gel eluting with CH<sub>2</sub>Cl<sub>2</sub>/MeOH 20:1 to 15:1 to 12:1 to give azide **14ag** as colorless paste that solidified on standing (0.26 g, 87 %).

## Example 11 synthesis of compounds 601-630

Table 12

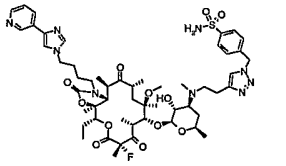
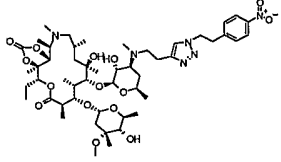
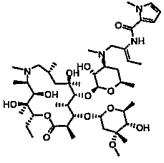
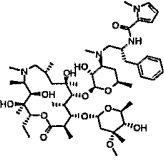
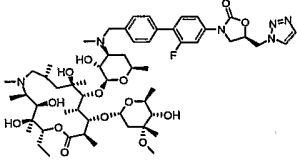
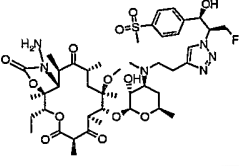
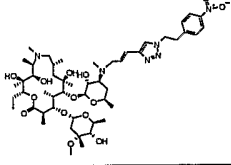
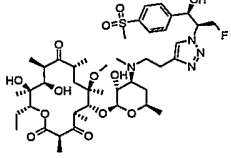
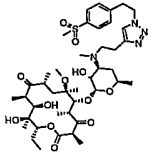
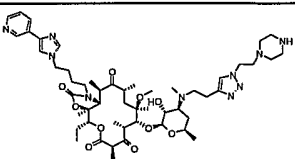
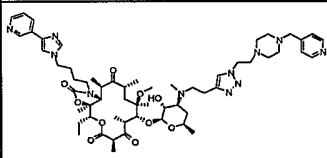
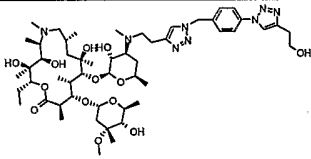
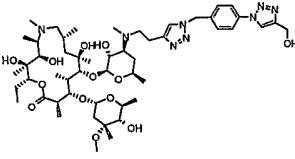
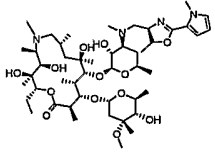
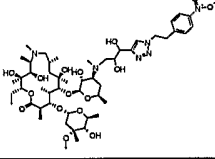
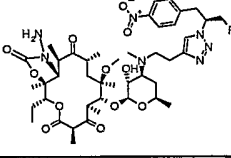
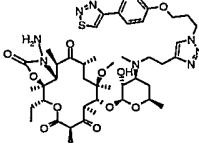
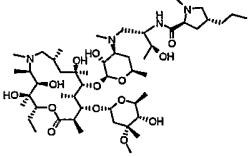
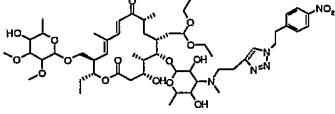
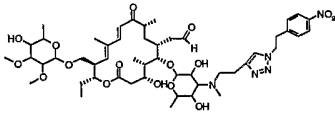
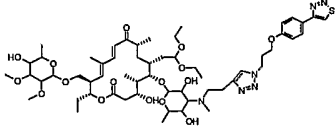
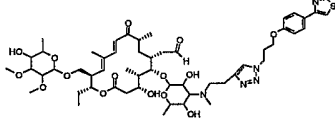
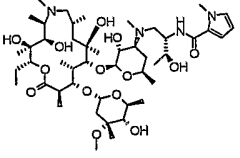
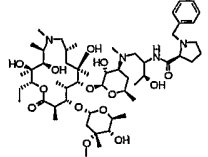
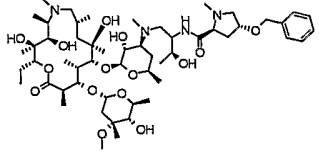
Structure	cpd number	LCMS M/Z
	601	541.1 (M + 2H) <sup>2+</sup>
	602	513.2 (M + 2H) <sup>2+</sup>
	603	456.5 (M + 2H) <sup>2+</sup>
	604	488.6 (M + 2H) <sup>2+</sup>
	609	1086 (M + H) <sup>+</sup> 544 (M + 2H) <sup>2+</sup>
	610	940 (M + H) <sup>+</sup>
	611	497.1 (M + 2H) <sup>2+</sup>
	612	899 (M + H) <sup>+</sup>

Table 12 continued

Structure	cpd number	LCMS: M/Z
	613	851 (M + H) <sup>+</sup>
	614	503.4 (M + 2H) <sup>2+</sup>
	615	1097 (M + H) <sup>+</sup>
	616	1031.5 (M + H) <sup>+</sup>
	617	1017.4 (M + H) <sup>+</sup>
	618	456.1 (M + 2H) <sup>2+</sup>
	619	513.5 (M + 2H) <sup>2+</sup>
	620	890 (M + H) <sup>+</sup>
	621	927 (M + H) <sup>+</sup>

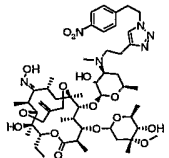
- 265 -

Table 12 continued

Structure	cpd number	LCMS M/Z
	622	975.8 (M + H) <sup>+</sup> 447.8 (M + 2H) <sup>2+</sup>
	623	1076 (M + H) <sup>+</sup>
	624	1003 (M + H) <sup>+</sup>
	625	1145 (M + H) <sup>+</sup>
	626	1072 (M + H) <sup>+</sup>
	627	929.8 (M + H) <sup>+</sup> 465.5 (M + 2H) <sup>2+</sup>
	628	506.6 (M + 2H) <sup>2+</sup>
	629	1040 (M + H) <sup>+</sup> 520.4 (M + 2H) <sup>2+</sup>

- 266 -

Table 12 continued

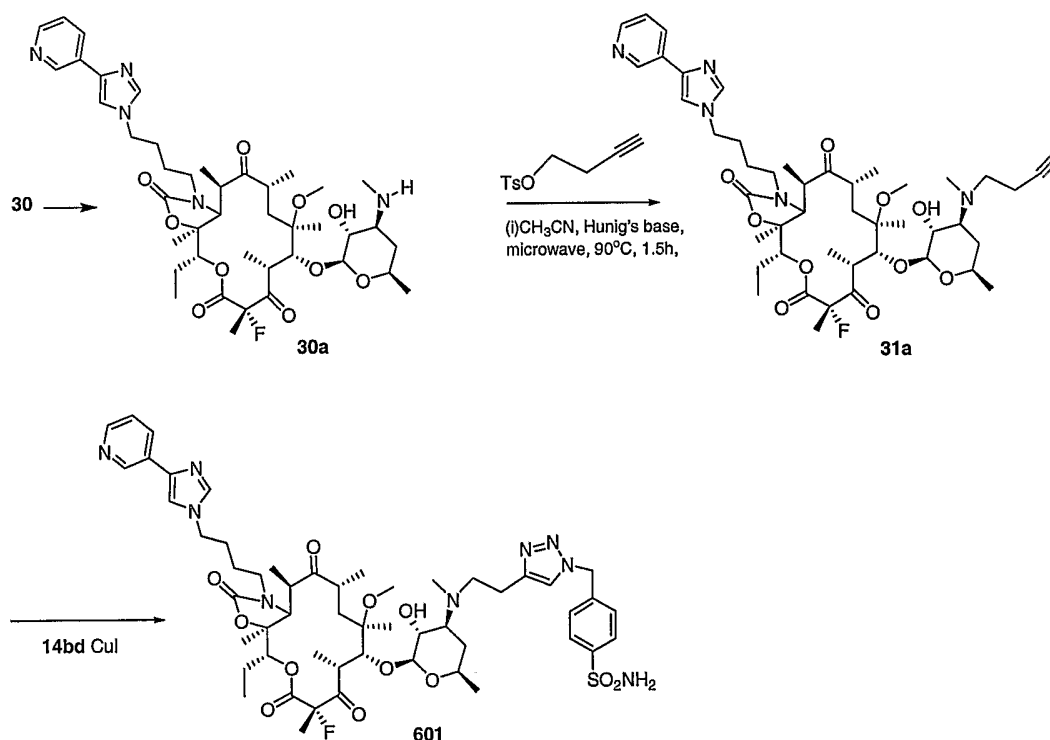
Structure	cpd number	LCMS M/Z
	630	1031 (M + H) <sup>+</sup>

### Synthesis of compound 601

5 Compound **601** was synthesized as shown in Scheme 152. Amine **30** of Example 3 was treated according to the procedures of US Patent No. 6,124,269 to afford the 2-fluoro amine **30a**. This was then alkylated with tosylate **11** under the conditions of Example 3 to afford fluoro-alkyne **31a**. This compound was treated with azide **14bd** using the procedures of Example 1 to yield compound **601**.

10

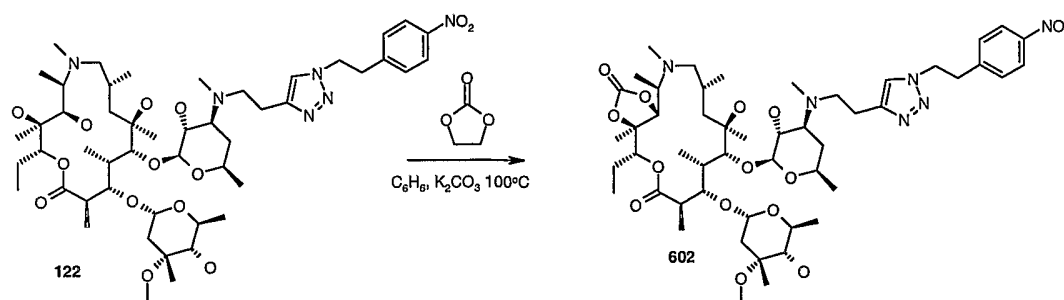
Scheme 152



Compound **602** was synthesized from compound **122** of Example 1 and ethylene carbonate as shown in Scheme 153.

- 267 -

Scheme 153

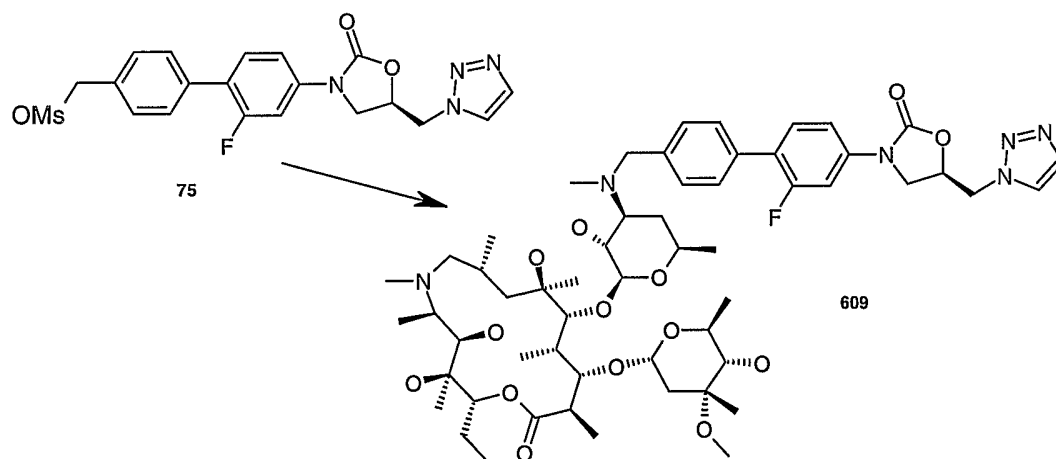
**Synthesis of compound 602**

- 5 To a solution of **122** (0.1g, 0.1 mmol) in benzene (5 mL) was added  $K_2CO_3$  (0.2g) and ethylene carbonate. The mixture was heated to reflux for 16h then partitioned between water and ether. The ether layer was dried ( $K_2CO_3$ ), filtered and concentrated to give 0.28g of an oily residue which was purified by silica gel chromatography (elution with 2% methanolic ammonia (2M  $NH_3$ ) in  $CH_2Cl_2$ ) to give 0.1g of **601** as a white solid. MS (ESI)  $m/e$  513.2 ( $M + 2H$ )<sup>2+</sup>.

10

**Synthesis of compound 609**

Scheme 154



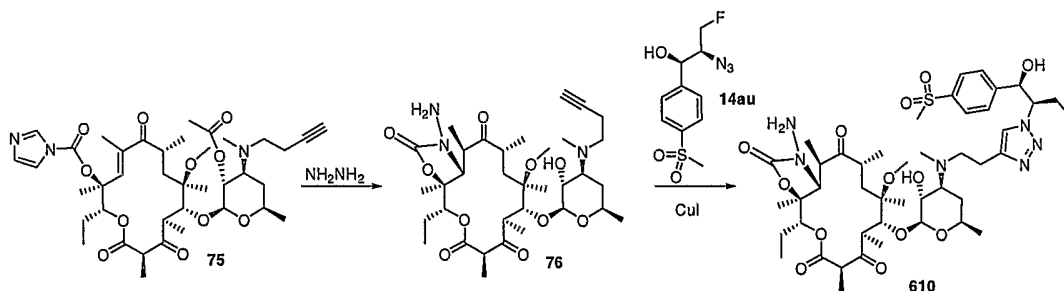
- 15 A solution *N*-desmethylazithromycin **2** (0.1 g, 0.136 mmol), mesylate **75** (0.067 g, 0.15 mmol) and Hunig's base (1 mL) in DMF (1 mL) was heated to 70°C for 12h. The reaction mixture was concentrated and purified by flash chromatography over silica gel ( $CH_2Cl_2$ -MeOH-

- 268 -

$\text{NH}_4\text{OH} = 20 : 1 : 0.05$ ) to gave 0.055 g (38%) of **609**. MS (ESI)  $m/z$  1086 ( $\text{M}+\text{H}$ )<sup>+</sup>, 544 ( $\text{M}+2\text{H}$ )<sup>+</sup>.

### Synthesis of compound 610

5 Scheme 155



A solution of acylimidazole **75** (0.74 g, 1.0 mmol) in acetonitrile (20 mL) and  $\text{H}_2\text{O}$  (3 mL) was treated with hydrazine monohydrate (0.50 mL, 10 mmol) and stirred at 50 °C for 1 h. The reaction mixture was evaporated to yellow foam and redissolved in methanol (50 mL) and heated to reflux for 20 h. Solvent was evaporated purification by flash chromatography ( $\text{SiO}_2$ , 50–100% ethyl acetate/hexanes) provide the alkyne carbazate **76** (0.50 g, 0.75 mmol) as a white powder.

A solution of **76** (0.10 g, 0.15 mmol) in tetrahydrofuran (3.0 mL) was treated with azide **14au** (62 mg, 0.22 mmol), diisopropylethylamine (0.080 mL, 0.46 mmol), and copper (I) iodide (8.0 mg, 0.042 mmol) and stirred at 23 °C for 24 h. The reaction mixture was diluted with ammonium hydroxide (30 mL) and extracted with dichloromethane ( $3 \times 30$  mL), dried ( $\text{Na}_2\text{SO}_4$ ), and evaporated. Preparative thin-layer chromatography ( $\text{SiO}_2$ , 10% methanol/dichloromethane, then ethyl acetate) provided **610** (98 mg, 0.10 mmol) as a white solid: LCMS (ESI)  $m/e$  940 ( $\text{M}+\text{H}$ )<sup>+</sup>.

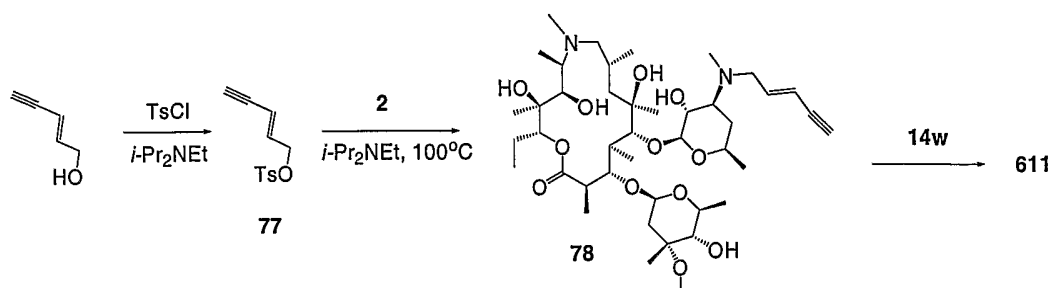
20

### Synthesis of compound 611

Scheme 156 illustrates the synthesis of triazole **611**. 2-Penten-4-yn-1-ol was converted to tosylate **77** which was used to alkylate amine **2** to yield enyne **78**. The cycloaddition of alkyne **78** with azide **14w** gave the triazole product **611**.

- 269 -

Scheme 156



### Synthesis of tosylate 77

5 To a stirred ice-cold solution of 2-penten-4-yn-1-ol (0.821 g, 10 mmol) in ether (25 mL) was added *p*-toluenesulfonyl chloride (2.0 g, 10.5 mmol). Powdered KOH (1.0 g, 17.8 mmol) was then added portionwise over 5 minutes. The slurry was stirred at  $0^\circ\text{C}$  for 45 minutes. The reaction mixture was poured into 100 mL water, and extracted with ether (2 x 50 mL). The combined organic extracts were washed with brine, dried over  $\text{MgSO}_4$ , filtered, and concentrated to afford **77** as a yellow oil (2.1 g, 89% yield). Data for **77**:  $^1\text{H}$ NMR (300 MHz,  $\text{CDCl}_3$ ):  $\delta$  7.80 (d,  $J = 8$  Hz, 2H), 7.35 (d,  $J = 8$  Hz, 2H), 6.12 (dt,  $J = 16, 6$  Hz, 1H), 5.70 (ddd,  $J = 16, 2, 2$  Hz, 1H), 4.60-4.50 (m, 2H), 2.95 (d,  $J = 2$ , Hz 1H), 2.45 (s, 3H);  $^{13}\text{C}$  NMR (75 MHz,  $\text{CDCl}_3$ ):  $\delta$  145.1, 135.9, 132.9, 130.0, 127.9, 113.9, 80.3, 79.8, 69.0, 21.66.

### 15 Synthesis of enyne 78

A 20 mL vial was charged with tosylate **77** (0.20 g, 0.85 mmol), *N*-desmethyl azithromycin **2** (0.5g, 0.68 mmol), and Hunig's base (10 mL) then purged with argon gas and sealed. The solution was stirred in a  $100^\circ\text{C}$  oil bath for 1h. After cooling to room temperature, the reaction mixture was poured into saturated aqueous  $\text{NaHCO}_3$  (50 mL) and extracted with  $\text{CH}_2\text{Cl}_2$  (3 x 50 mL). The combined organic extracts were washed with brine, dried over  $\text{K}_2\text{CO}_3$ , filtered, and concentrated to afford 0.72 g of a viscous yellow oil. Purification by silica gel flash chromatography (25 mm x 6" column eluted with 50:1  $\text{CH}_2\text{Cl}_2/2\text{N NH}_3$  in MeOH) gave **78** as a yellow solid (0.48 g, 88% yield). Data for **78**: MS (ESI)  $m/e$  400.2 ( $\text{M}+2\text{H}$ ) $^{2+}$ , 799.3 ( $\text{M}+\text{H}$ ) $^+$ , 821.2 ( $\text{M}+\text{Na}$ ) $^+$ ;  $^1\text{H}$ NMR (300 MHz,  $\text{CDCl}_3$ , partial):  $\delta$  8.00 (bs, 1H), 6.20 (dt,  $J = 16, 7$ , Hz, 1H), 5.70-5.60 (m, 1H), 5.00 (d,  $J = 4$  Hz, 1H), 4.65 (m, 1H), 4.48 (d,  $J = 7$  Hz, 1H), 4.28 (dd,  $J = 6, 2$  Hz, 1H), 4.15-3.99 (m, 1H), 3.82 (d,  $J = 6$  Hz, 1H), 3.65 (d,  $J = 7$  Hz, 1H), 3.60-3.40 (m, 1H), 3.32 (s, 3H), 3.32-3.20 (m, 2H), 2.32 (s, 3H), 2.26 (s, 3H), 0.86 (m, 6H);  $^{13}\text{C}$  NMR (75

- 270 -

MHZ, CDCl<sub>3</sub>): δ 179.3, 144.4, 111.8, 103.8, 96.2, 85.1, 82.6, 79.7, 79.0, 78.5, 77.5, 75.7, 75.3, 74.4, 73.8, 71.9, 71.0, 69.4, 66.5, 65.4, 62.9, 57.0, 50.39, 45.9, 43.4, 42.0, 37.6, 37.5, 35.9, 31.8, 31.2, 28.2, 27.7, 22.8, 22.5, 22.2, 22.0, 19.3, 17.1, 16.3, 12.1, 10.3, 8.6.

### 5 Synthesis of triazole 611

To a stirred solution of **78** (20 mg, 25 μmol) in THF (100 μL) was added Hunig's base (20 μL), azide **14au** (16 mg, 50 μmol), and cuprous iodide (2.4 mg, 13 μmol). The resulting mixture was degassed by alternately applying vacuum and purging with argon gas. The slurry was stirred under argon at ambient temperature for 4 h. The entire reaction mixture was then placed atop a silica gel flash chromatography column and eluted with 50:1 CH<sub>2</sub>Cl<sub>2</sub>/2N NH<sub>3</sub> in MeOH to afford triazole **611** as a white solid (14 mg, 50% yield). Data for **611**: MS (ESI) *m/e* 496.8 (M+2H)<sup>2+</sup>, 992.3 (M+H)<sup>+</sup>.

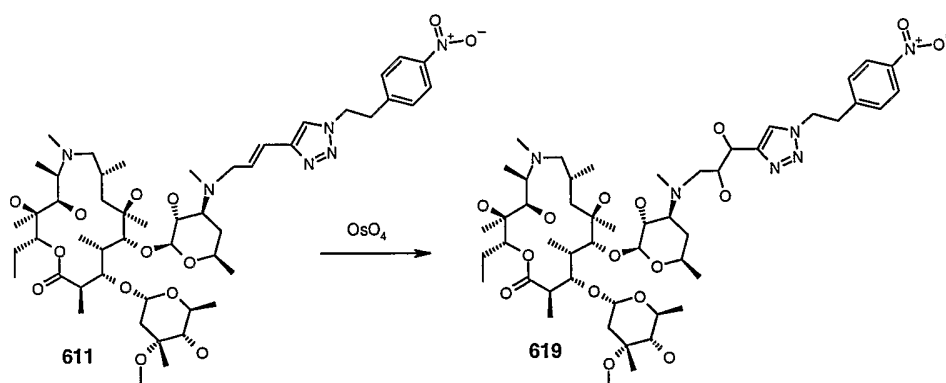
### Synthesis of compound 612

15 Compound **612** was synthesized from alkyne **27d** of Example 4 and azide **14au** of Table 11 using the copper catalyzed cycloaddition conditions of Example 1.

### Synthesis of compound 613

20 Compound **612** was synthesized from alkyne **27d** of Example 4 and azide **14b** of Table 11 using the copper catalyzed cycloaddition conditions of Example 1.

### Synthesis of 619:



To a solution of alkene **611** (0.05g, 0.0504 mmol) in acetone (1.5 mL) - H<sub>2</sub>O (0.2 mL) was added a solution of *N*-Methylmorpholine *N*-oxide in water (0.013 mL, 50% in H<sub>2</sub>O)

- 271 -

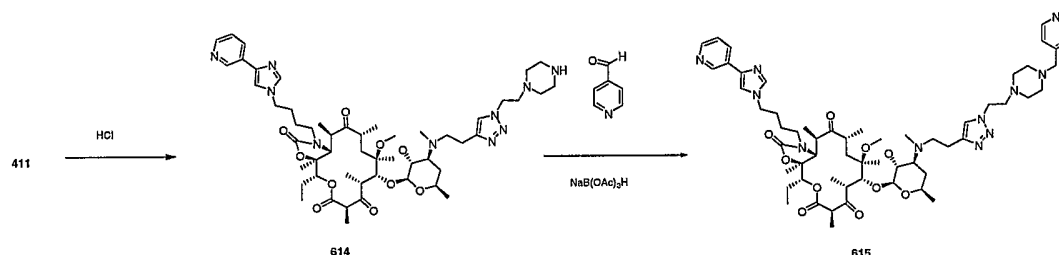
followed by solution of OsO<sub>4</sub> in tertiary-butanol (0.005 mmol, 0.1 M in Bu<sup>t</sup>OH). The resulting solution was stirred at ambient temperature overnight and diluted with CH<sub>2</sub>Cl<sub>2</sub> (50 mL) and brine (50 mL). The organic layer was separated and washed with brine (2 x 50 mL), dried (anhydrous Na<sub>2</sub>SO<sub>4</sub>), concentrated and purified by preparative TLC (CH<sub>2</sub>Cl<sub>2</sub> : 2% NH<sub>3</sub>-MeOH = 13 : 1).

5 Yield: 20 mg (40%). MS (ESI) *m/z* 1026 (M+H)<sup>+</sup>, 513.5 (M+2H)<sup>+</sup>.

### Synthesis of compounds 614 and 615

Compound **614** was synthesized from compound **411** of Example 3 by treatment with hydrochloric acid. Compound **615** was synthesized from **614** by reductive alkylation with  
 10 pyridine-4-carboxaldehyde as shown in Scheme 158.

Scheme 158



To a solution of 0.015 g (0.015 mmol) of **614**, 0.006 g (0.060 mmol) of pyridine 4-carboxaldehyde in 1.0 ml of DMF was added 0.007 g (0.030 mmol) of NaBH(OAc)<sub>3</sub>. The  
 15 reaction mixture was allowed to stir at 25 °C for 4 h, DMF was removed by rotary evaporation, and the residue was purified through preparative TLC to give 0.003 g of compound **615**. MS (M+1): 1097.

### 20 Synthesis of compound 616

This compound was synthesized by heating a mixture of mesylate **82** (0.18 g, 0.46 mmol) and amine **2** (0.43 g, 0.55 mmol) in DMF (6 mL) and Hunig's was heated under reflux for 20h. Solvent was evaporated off. The crude residue after solvent evaporation was suspended in CH<sub>2</sub>Cl<sub>2</sub> (50 mL) and extracted with saturated NaHCO<sub>3</sub> (2 x 30 mL) and saturated brine (1 x 30  
 25 mL). The organic layer was decolorized with decolorizing charcoal and dried over Na<sub>2</sub>SO<sub>4</sub>. Solvent was evaporated off and the crude was purified on silica gel column, eluting with CH<sub>2</sub>Cl<sub>2</sub>/MeOH/H<sub>2</sub>O 14:1:0.05 to 12:1:0.05 to 10:1:0.05 to give **616** (0.048 g, 10 %) as a white solid. LC-MS; M+H<sup>+</sup> 1031.5

- 272 -

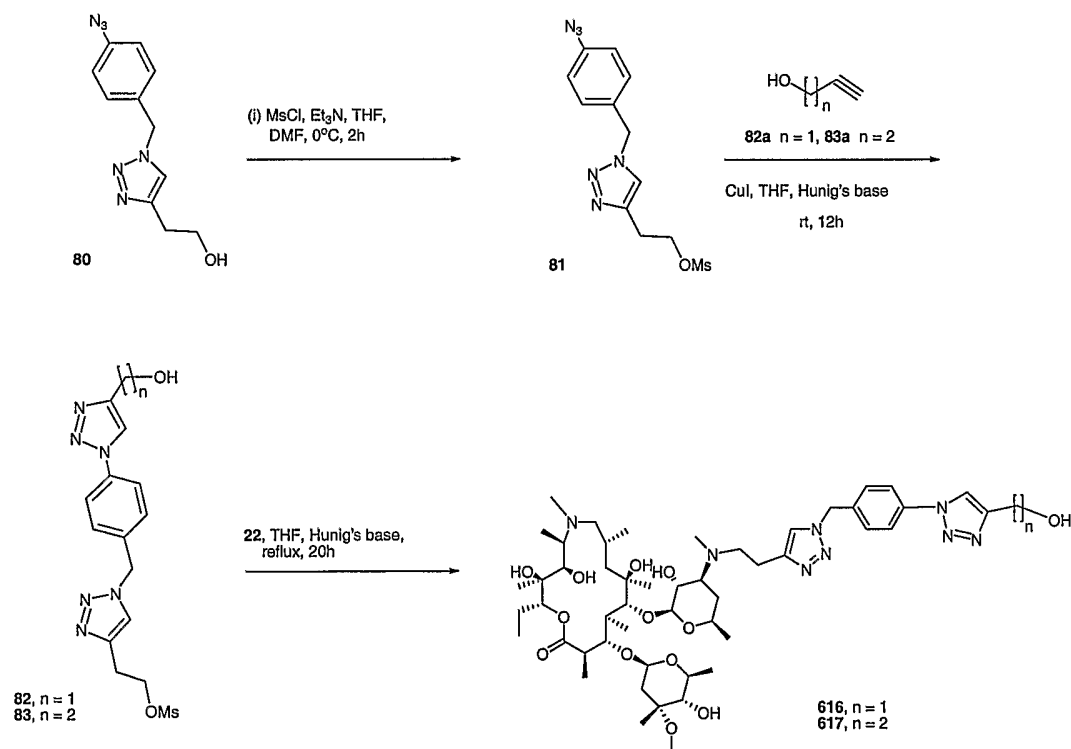
**Synthesis of compound 82:**

Alcohol **80** was converted to the mesylate derivative **81** (LC-MS;  $M+H^+$  322.9). Compound **81** (0.39 g, 1.21 mmol) was reacted with alkyne **82a** (0.13 mL, 2.22 mmol) in the presence of CuI (0.183 g, 0.96 mmol) in THF (10 mL) and Hunig's base (1 mL) mixture at room temperature within 12h. The reaction was partitioned between saturated ammonium chloride (30 mL) and EtOAc (40 mL). The aqueous layer was extracted with EtOAc (4 x 20 mL) and the combine organic layer was dried over  $Na_2SO_4$ . Solvent was evaporated and the crude was purified on silica gel, eluting with  $CH_2Cl_2/MeOH$  19:1 to 17:1 to furnish alcohol **82** as a white solid (0.171 g, 37 %). LC-MS;  $M+H^+$  378.8

**Synthesis of compound 83.**

This compound was synthesized from compound **80** and alkyne **83a** as described for the synthesis of **82** except that the crude **83** was used without further purification (90 % yield, whitish-yellow solid). LC-MS;  $M+H^+$  392.9.

## Scheme 159



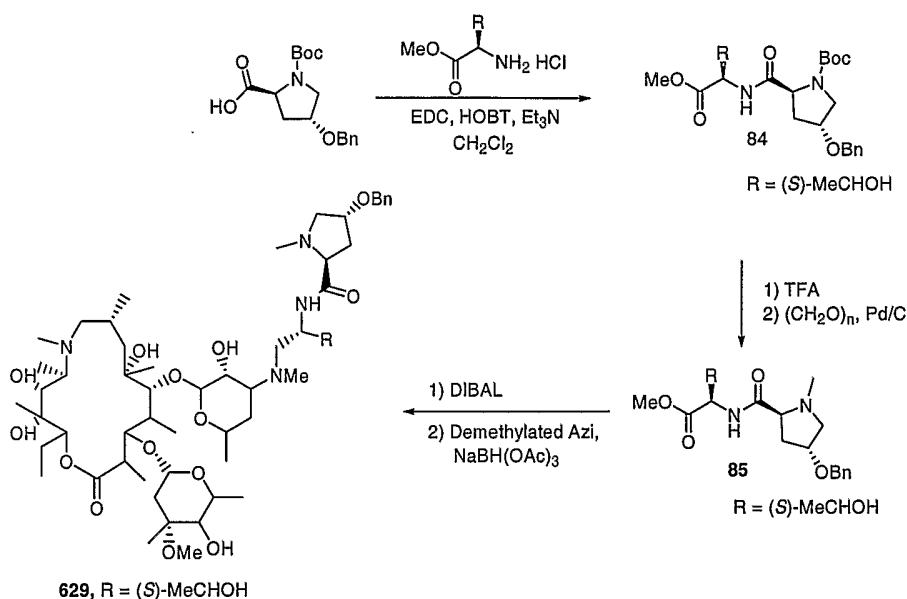
- 273 -

**Synthesis of compound 617.**

This compound was synthesized by heating a mixture of alcohol **83** (0.14 g, 0.37 mmol) and amine **2** (0.346 g, 0.44 mmol) in DMF (4 mL) and Hunig's base (2 mL) at 110°C for 24h. Solvent was evaporated off and the crude was purified on silica gel column, eluting with CH<sub>2</sub>Cl<sub>2</sub>/MeOH/NH<sub>4</sub>OH 20:1:0.05 to 18:1:0.05 to 15:1:0.05 to give **617** (0.173 g, 46 %) as a white solid. LC-MS; M+H<sup>+</sup> 1017.4.

**Synthesis of compound 629**

Scheme 160



10

**Synthesis of 84**

To a stirred solution of Boc-Hyp(Bz)-OH (321.4 mg, 1.0 mmol), Thr-OMe hydrochloride (155.6 mg, 1.0 mmol), EDC (249.2 mg, 1.3 mmol), and HOBT (202.7 mg, 1.5 mmol) in CH<sub>2</sub>Cl<sub>2</sub> was added Et<sub>3</sub>N (0.42 mL) at rt. The resulting mixture was stirred at this temperature for 3 hr.

Water (10 mL) was added, and the aqueous phase was extracted with CH<sub>2</sub>Cl<sub>2</sub> (20 mL x 3). The combined organic phase was washed with brine, and dried over MgSO<sub>4</sub>. The concentrated residue was purified on silica gel with gradient elution from 1:9 to 7:3 of EtOAc:Hexanes to provide the dipeptide **84** as a clear oil (374.6 mg, 95%)

**20 Synthesis of 85**

- 274 -

The dipeptide **84** (775.0 mg) prepared above was dissolved in CH<sub>2</sub>Cl<sub>2</sub>/TFA (5 mL/5 mL). The mixture was stirred at room temperature for 1.5 hr and concentrated to dryness. The solid residue obtained was dissolved in EtOH (70 mL), treated with (CH<sub>2</sub>O)<sub>n</sub> (514.5 mg, 17.15 mmol), Pd/C (77.5 mg) under hydrogen atmosphere (balloon) overnight. The mixture was  
5 filtered. The concentrated filtrate was purified on silica gel with gradient elution from 1:1 to 1:0 of EtOAc:Hexanes to give the *N*-methylated dipeptide **85** as a white solid (320.2 mg, 53%).

### Synthesis of **629**

DIBAL (1.0 M in toluene, 2.61 mL) was added in 10 min. to a stirred solution of the  
10 dipeptide **85** (320.2 mg, 1.05 mmol) in toluene at -78 °C. After 2 hr at this temperature, the mixture was quenched by addition of methanol (0.6 mL). The mixture was diluted with EtOAc and then stirred with saturated Rochelle salt (5.2 mL) at 0 °C for 1.5 hr. The aqueous phase was extracted with EtOAc (20 mL x 3). The combined organic phase was washed with brine, and dried over MgSO<sub>4</sub>.

15 The concentrated residue obtained above was dissolved in 1,2-dichloroethane (10 mL), and treated with demethylated azith **2** (308.7 mg, 0.42 mmol), and NaBH(OAc)<sub>3</sub> (133.5 mg, 0.63 mmol). The mixture was stirred at room temperature for 16 hr. and quenched with saturated NaHCO<sub>3</sub>. The organic phase was separated, washed with brine, and dried over MgSO<sub>4</sub>. The concentrated residue was purified on silica gel with gradient elution from 0:1 to 15:85 of MeOH:  
20 CH<sub>2</sub>Cl<sub>2</sub> to provide **629** as a white solid (105.8 mg, 25%).

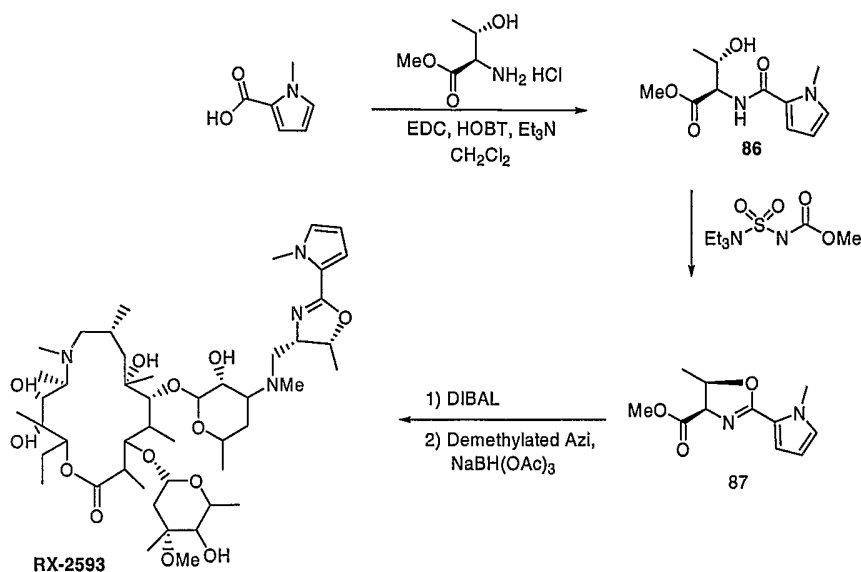
### Synthesis of compounds **603**, **604**, **622**, **627**, and **628**

Similar procedures to those described for compound **629** were employed to synthesize  
25 compounds **603**, **604**, **622**, **627**, and **628**, all of which contain related dipeptide substituents.

Compound **618** was synthesized as shown in scheme 161 below.

- 275 -

Scheme 161



### Synthesis of intermediate **87**

5

Dipeptide **86** (495.9 mg, 2.07 mmol) and Burgess reagent (738.6 mg, 3.10 mmol) were dissolved in THF (15 mL). The resulting mixture was refluxed for 3 hr. After the mixture was cooled down, water (10 mL) was added, and the mixture was extracted by EtOAc (30 mL x 3). The combined organic phase was washed with brine and dried over MgSO<sub>4</sub>. The concentrated residue was purified on silica gel with gradient elution from 0:1 to 3:7 of EtOAc: Hexanes to provide the dehydrated dipeptide as a light yellow oil (348.1 mg, 76%).

10

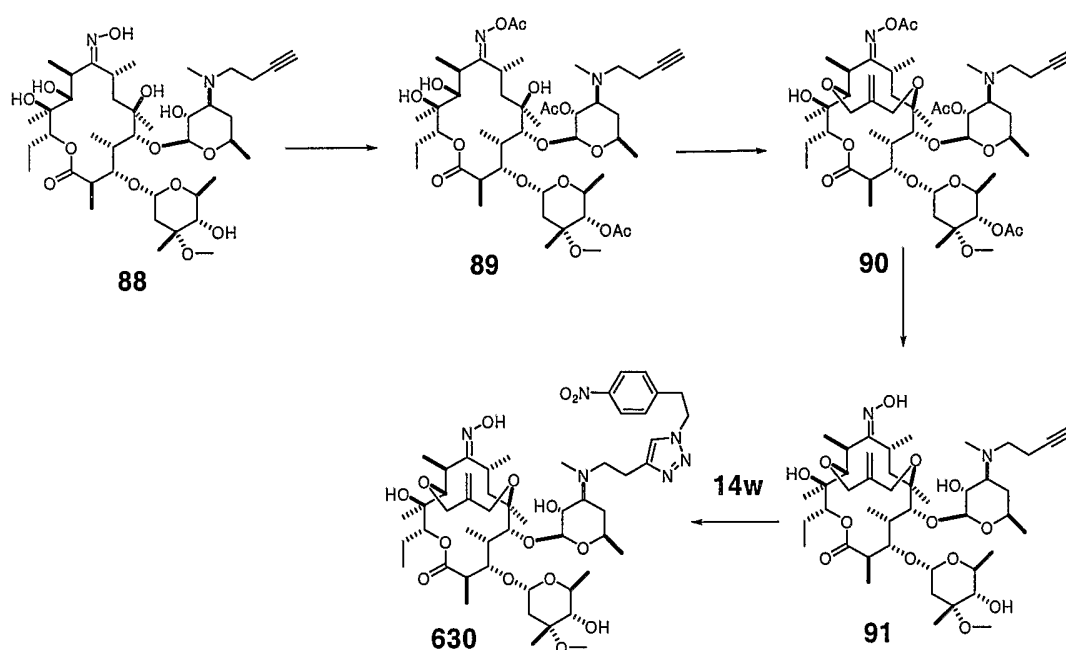
### Synthesis of compound **618**

This compound was synthesized from intermediate **87** and amine **2** using the conditions described above for the synthesis of compound **629** from intermediate **85**

15

**Synthesis of compound 630**

## Scheme 162

**5 Synthesis of compound 89**

To a solution of compound **88** (2.00g, 2.54mmol) in THF (17mL) at 0°C was added Et<sub>3</sub>N (1.50mL, 10.67mmol), followed by addition of acetic anhydride (946μL, 9.91mmol), then, DMAP (34mg, 0.25mmol). The mixture was stirred at 0°C for 3h, then, Et<sub>3</sub>N (150μL, 1.07mmol) and acetic anhydride (95μL, 0.99mmol) were added. The mixture was stirred for 3h, then, MeOH (2.0ml) was added. The reaction mixture was concentrated and EtOAc (100mL) was added, washed with saturated NaHCO<sub>3</sub> (30.0mL), then, brine (30.0mL), dried with Na<sub>2</sub>SO<sub>4</sub>, gave 2.28g **89**. The residue was used for the next step without further purification. MS (ESI) *m/e* 913 (M + H)<sup>+</sup>.

**15 Synthesis of compound 90**

To a solution of triacetate compound **89** (913mg, 1.00mmol, crude), 2-methylene-1,3-propane-[bis-(tert-butyl)carbonate] (865mg, 3.00mmol) and 1,4-bis(diphenylphosphino)-butane (dppb) (305mg, 0.70mmol) in THF (10mL, degassed) was added Pd<sub>2</sub>(dba)<sub>3</sub> (92mg, 0.10mmol) at room temperature. The mixture was refluxed for 12h, then, the reaction mixture was concentrated and EtOAc (100mL) was added. Washed with saturated NaHCO<sub>3</sub> (30mL), brine

- 277 -

(30mL), dried with Na<sub>2</sub>SO<sub>4</sub>. The residue was isolated by silica gel chromatography (CH<sub>2</sub>Cl<sub>2</sub> to 2% MeOH in CH<sub>2</sub>Cl<sub>2</sub> containing 0.2% NH<sub>4</sub>OH), gave 340mg of **90** in 35% yield for two steps. MS (ESI) *m/e* 966 (M + H)<sup>+</sup>.

#### 5 **Synthesis of compound 91**

A compound **90** (330mg, 0.34mmol) in MeOH (6mL), was refluxed for 5 days. The residue was isolated by FC (CH<sub>2</sub>Cl<sub>2</sub> to 2% MeOH in CH<sub>2</sub>Cl<sub>2</sub> containing 0.2% NH<sub>4</sub>OH), gave 143mg of **91** in 50% yield.

MS (ESI) *m/e* 839 (M + H)<sup>+</sup>.

10

#### **Synthesis of compound 630**

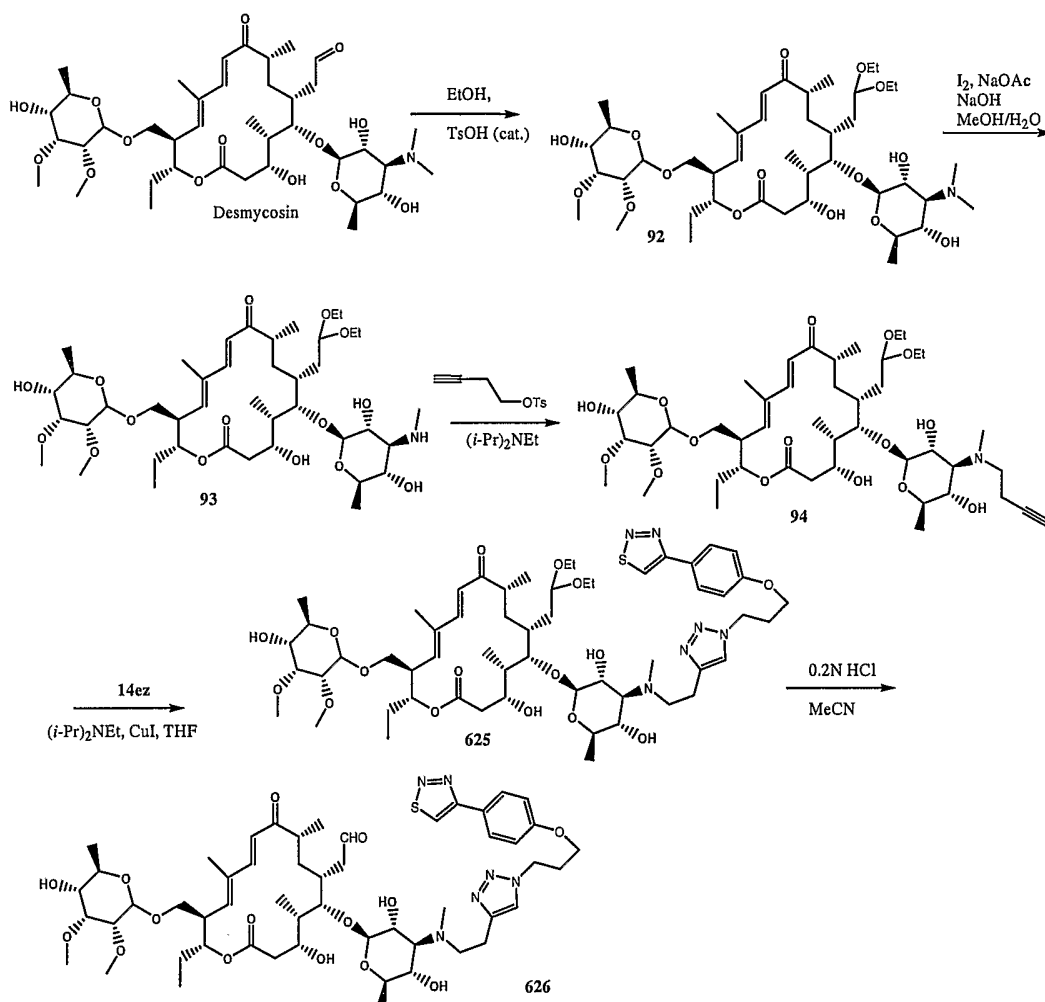
A mixture of compound **91** (58mg, 0.07mmol) and azide **14w** (40mg, 0.21mmol), CuI (2mg) and Hunig's base (3 drops) in THF (0.3mL) was stirred at room temperature for 10 hours. The reaction was quenched by addition of NH<sub>4</sub>OH (3drops), saturated NH<sub>4</sub>Cl (1drop), water (2mL) and CH<sub>2</sub>Cl<sub>2</sub> (3mL). After stirring for 20min, the organic layer was separated and the aqueous phase was extracted with CH<sub>2</sub>Cl<sub>2</sub> (10 mL X 3), and dried with Na<sub>2</sub>SO<sub>4</sub>. The residue was isolated by FC (2/100/0.2 MeOH/ CH<sub>2</sub>Cl<sub>2</sub>/NH<sub>4</sub>OH), to give 62mg of **630** in 86% yield. MS (ESI) *m/e* 1031 (M +H)<sup>+</sup>.

15

- 278 -

## Synthesis of compounds 625 and 626

## Scheme 163



## Synthesis of compound 92

- 5 To a solution of 1.00 g (1.30 mmol) of desmycosin in 10 ml of ethyl alcohol was added 0.260 g (1.36 mmol) of *p*-toluenesulfonic acid at ambient temperature. The reaction mixture was allowed to stir for 3 h, then diluted with 30 mL of saturated aqueous NaHCO<sub>3</sub>, and extracted with EtOAc. The combined ethyl acetate extracts were washed with brine, dried over MgSO<sub>4</sub>, and concentrated to give 1.220 g of **92** which was used without further purification.

- 279 -

**Synthesis of compound 93**

To a mixture of 0.250 g (0.29 mmol) of **92** and 0.486 g (5.92 mmol) of NaOAc in 10 mL of MeOH/H<sub>2</sub>O (80% MeOH) at 55 °C was added 0.075 g (0.29 mmol) of solid iodine. The pH value of the reaction mixture was maintained at 9 by addition of 1 N NaOH at time intervals of 10, 30, and 60 minutes after the addition of iodine. The reaction mixture was stirred at 55 °C for 1 h following the last addition of NaOH solution, then diluted with 25 mL of saturated NaHCO<sub>3</sub> and extracted with EtOAc (50 ml x 2). The combined EtOAc extracts were washed sequentially with 15 ml of 5% NaS<sub>2</sub>O<sub>4</sub> and brine, dried over MgSO<sub>4</sub>, filtered and concentrated to give 0.221 g of **93**.

10

**Synthesis of alkyne 94**

A mixture of 0.200 g (0.24 mmol) of **93**, 0.270 g (1.20 mmol) of tosylate **11**, 0.311 g (2.41 mmol) of di-isopropylethylamine and 10 mg of dimethylaminopyridine in 5 ml of THF was allowed to stir at 55 °C for 48 h. The mixture was diluted with 20 ml of saturated NaHCO<sub>3</sub>, extracted with EtOAc (30 ml x 3). The combined organic layers were washed with brine (20 ml), dried over MgSO<sub>4</sub>, filtered and concentrated to give 0.065 g of desired product **94** and 0.063 g of recovered starting material **93** after purification through flash column chromatography on silica gel.

**Synthesis of compound 625**

A solution of 0.300 g (0.03 mmol) of alkyne **94**, 0.018 g (0.06 mmol) of azide **14ez** and 0.006 g (0.03 mmol) of CuI in 3.0 ml of THF was degassed, then put under argon. To the mixture was added 4 drops of Hunig's base. The reaction was stirred at 25 °C for 6 h. To it was added 20 mL of 10% NH<sub>4</sub>OH, stirred for 10 min, extracted with CH<sub>2</sub>Cl<sub>2</sub> (30 mL x 3), combined organic layers were washed with brine, dried, concentrated, purified through preparative TLC to give 0.020 g of the final product. MS (ESI) *m/e* 1145 (M + H)<sup>+</sup>.

25

**Synthesis of compound 626**

A solution of 0.015 g (0.013 mmol) of compound **625** in 1.0 ml of 0.2 N HCl and 1.0 mL of acetonitrile was stirred at 25 °C for 4 h. To it was added 15 mL of saturated aqueous NaHCO<sub>3</sub> solution, the aqueous layer was then extracted with CH<sub>2</sub>Cl<sub>2</sub> (40 mL x 3), combined

30

- 280 -

organic layers were washed with brine, dried, and concentrated to give 0.003 g of pure **626**. MS (ESI)  $m/e$  1172 (M + H)<sup>+</sup>.

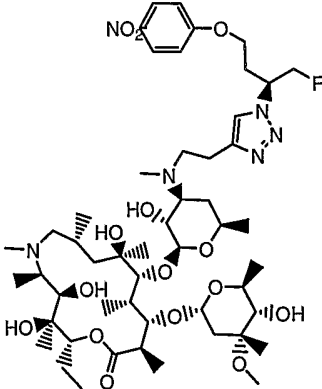
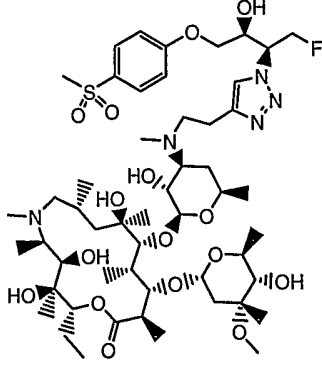
### Synthesis of compounds **623** and **624**

5            These compounds were synthesized from intermediate **94** and azide **14w** using the procedures described above for compounds **625** and **626**.

### Example 12 compounds **701-756**

10           Additional compounds of the invention are shown in Table 13 below. These compounds are made in accordance with the procedures presented in Examples 1-11 above.

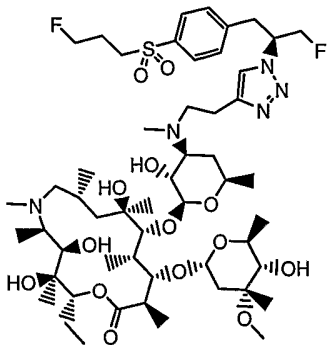
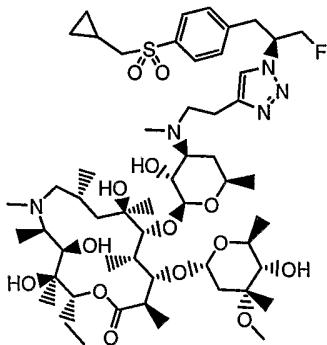
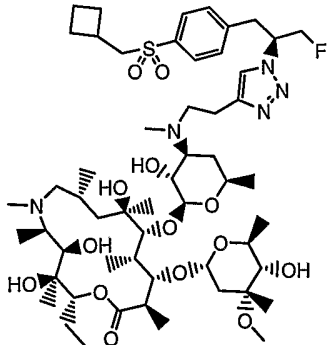
**Table 13**

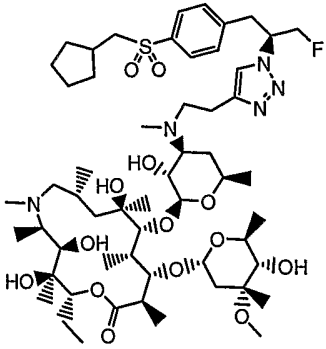
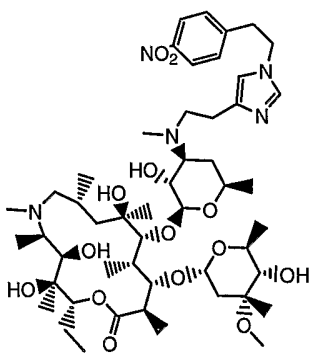
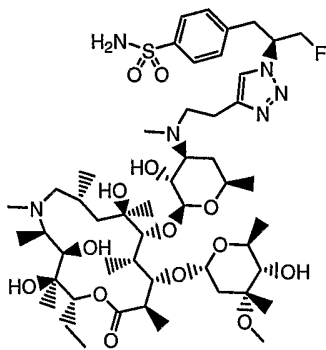
Compound Number	Structure
701	 The chemical structure of compound 701 is a complex polycyclic molecule. It features a central core with multiple stereocenters, indicated by wedged and dashed bonds. The core includes a piperidine ring, a morpholine ring, and a pyranose ring. A side chain is attached to the piperidine ring, consisting of a propyl chain with a terminal fluorine atom. Another side chain is attached to the morpholine ring, consisting of a propyl chain with a terminal nitro group. The pyranose ring has several hydroxyl groups and a methoxy group attached to it.
702	 The chemical structure of compound 702 is similar to compound 701, but with a different side chain on the piperidine ring. Instead of a propyl chain with a terminal fluorine atom, it has a propyl chain with a terminal hydroxyl group. The rest of the molecule, including the morpholine ring, pyranose ring, and other stereocenters, is identical to compound 701.

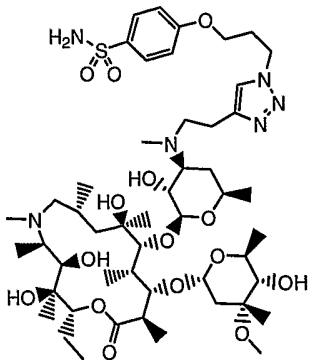
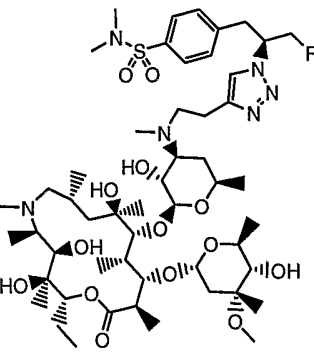
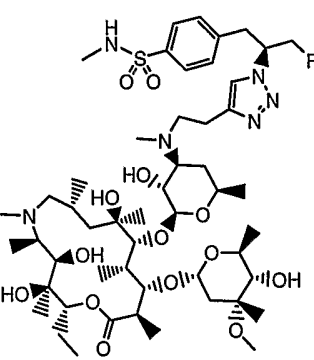
<p>703</p>	
<p>704</p>	
<p>705</p>	

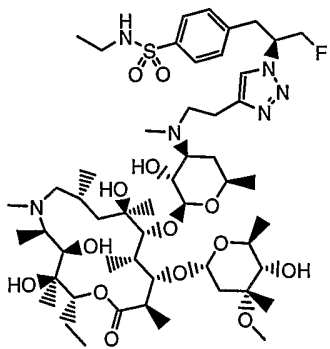
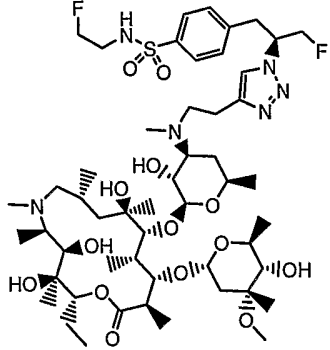
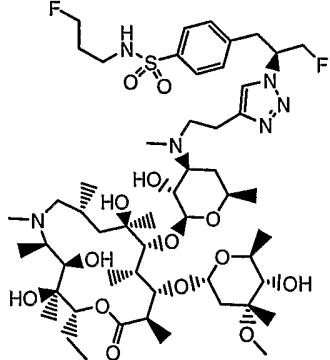
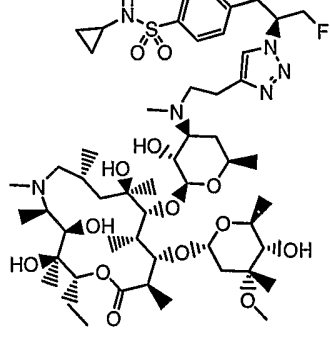
<p>706</p>	
<p>707</p>	
<p>708</p>	

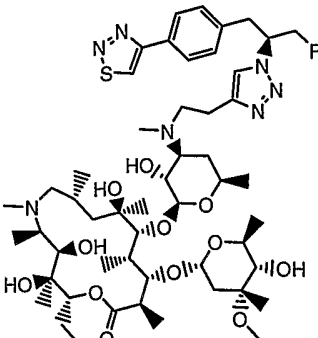
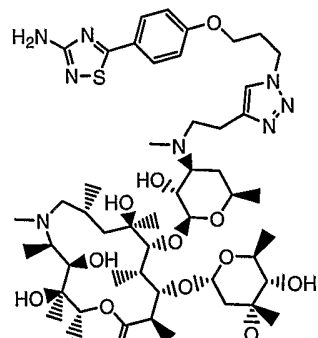
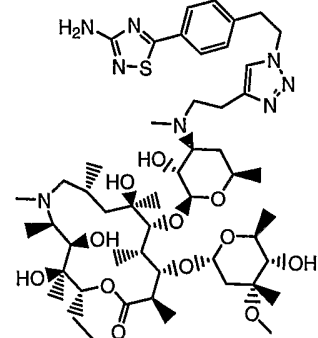
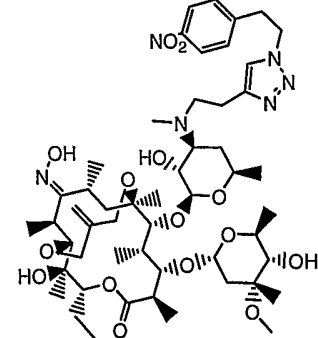
<p>709</p>	
<p>710</p>	
<p>711</p>	

<p>712</p>	
<p>713</p>	
<p>714</p>	

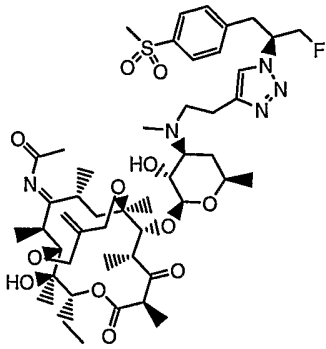
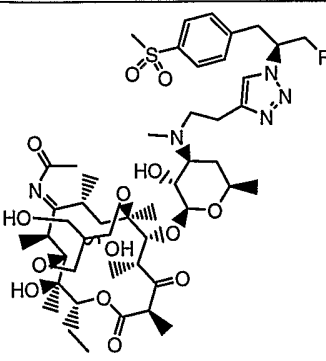
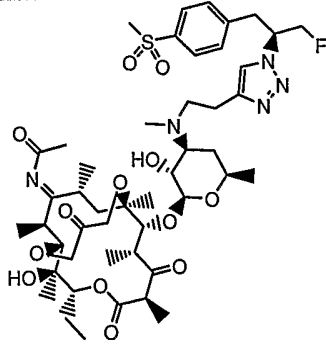
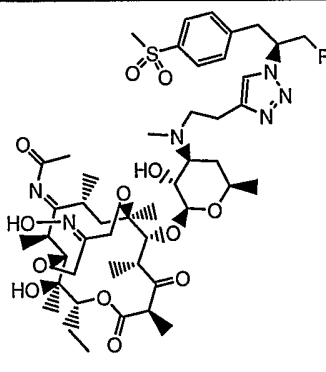
<p>715</p>	
<p>716</p>	
<p>717</p>	

<p>718</p>	
<p>719</p>	
<p>720</p>	

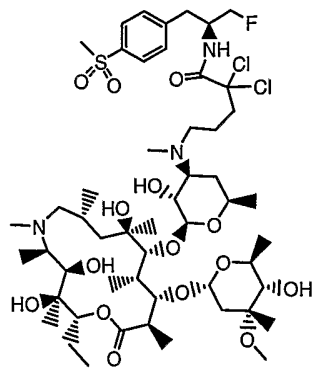
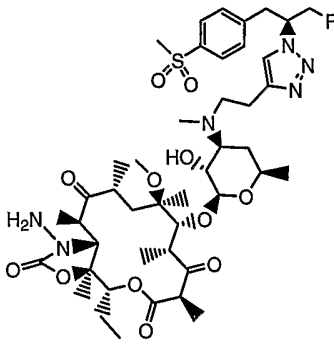
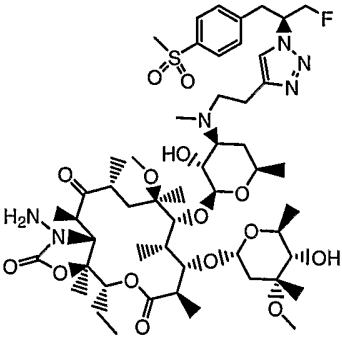
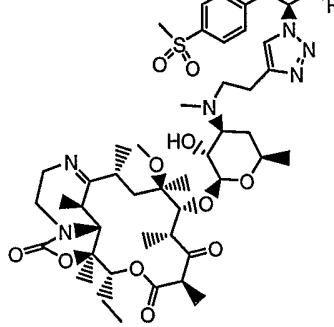
<p>721</p>	
<p>722</p>	
<p>723</p>	
<p>724</p>	

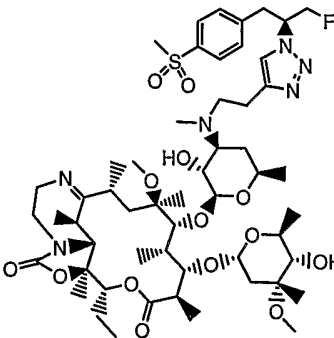
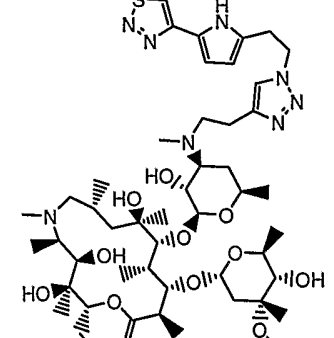
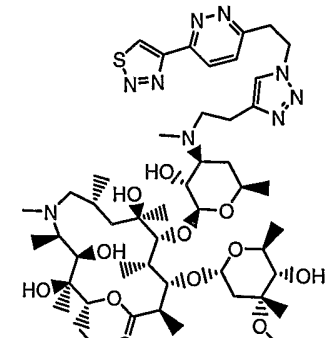
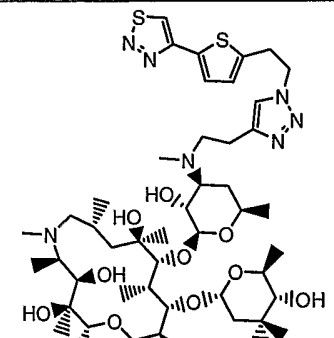
<p>725</p>	
<p>726</p>	
<p>727</p>	
<p>728</p>	

<p>729</p>	
<p>730</p>	
<p>731</p>	
<p>732</p>	

<p>733</p>	
<p>734</p>	
<p>735</p>	
<p>736</p>	

<p>737</p>	
<p>738</p>	
<p>739</p>	
<p>740</p>	

<p>741</p>	
<p>742</p>	
<p>743</p>	
<p>744</p>	

<p>745</p>	
<p>746</p>	
<p>747</p>	
<p>748</p>	

<p>749</p>	
<p>750</p>	
<p>751</p>	
<p>752</p>	

<p>753</p>	
<p>754</p>	
<p>755</p>	
<p>756</p>	

**INCORPORATION BY REFERENCE**

The entire disclosure of each of the patent documents and scientific articles referred to herein is incorporated by reference for all purposes.

**EQUIVALENTS**

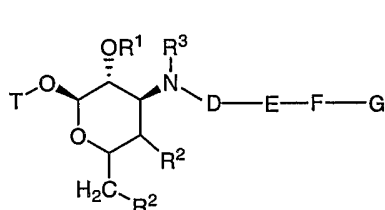
5           The invention may be embodied in other specific forms without departing from the spirit or essential characteristics thereof. The foregoing embodiments are therefore to be considered in all respects illustrative rather than limiting on the invention described herein. Scope of the invention is thus indicated by the appended claims rather than by the foregoing description, and all changes that come within the meaning and range of equivalency of the claims are intended to  
10 be embraced therein.

- 297 -

## CLAIMS

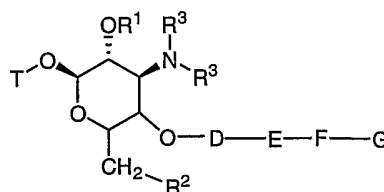
1 What is claimed is:

1 1. A compound having the formula:



I

or



II

2

3 or a pharmaceutically acceptable salt, ester, *N*-oxide, or prodrug thereof,

4 wherein

5 T is a 14-, 15-, or 16-membered macrolide connected via a macrocyclic ring carbon atom;

6 R<sup>1</sup> and R<sup>3</sup> independently are selected from the group consisting of: (a) H, (b) a

7 C<sub>1-6</sub> alkyl group, (c) a C<sub>2-6</sub> alkenyl group, (d) a C<sub>2-6</sub> alkynyl group, (e) -C(O)R<sup>5</sup>,

8 (f) -C(O)OR<sup>5</sup>, (g) -C(O)-NR<sup>4</sup>R<sup>4</sup>R<sup>4</sup>R<sup>4</sup>, (h) -C(S)R<sup>5</sup>, (i) -C(S)OR<sup>5</sup>, (j) -C(O)SR<sup>5</sup>, or (k) -C(S)-

9 NR<sup>4</sup>R<sup>4</sup>R<sup>4</sup>R<sup>4</sup>;

10 R<sup>2</sup> is hydrogen or -OR<sup>12</sup>;

11 D is selected from the group consisting of:

12 (a) a single bond, (b) a C<sub>1-6</sub> alkyl group, (c) a C<sub>2-6</sub> alkenyl group; (d) a C<sub>2-6</sub> alkynyl

13 group; (e) -C(O)-X-, (f) -C(O)O-X-, (g) -C(O)NR<sup>4</sup>R<sup>4</sup>-X-,

14 (h) -C(=NR<sup>4</sup>)-X-, (i) -C(=NR<sup>4</sup>)O-X-, (j) -C(=NR<sup>4</sup>)N-X-,

15 (k) -SO<sub>2</sub>-X-, (l) -C(NR<sup>4</sup>)NR<sup>4</sup>-X-, (m) -C(S)-X-,

16 (n) -C(S)NR<sup>4</sup>-X-, (o) -C(NR<sup>4</sup>)S-X-, or (p) -C(O)S-X-, wherein

17 i) 0-2 carbon atoms in any of (b)-(d) of D immediately above  
18 optionally is replaced by a moiety selected from the group  
19 consisting of O, S(O)<sub>p</sub>, and NR<sup>4</sup>,

20 ii) each of the groups (b)-(d) immediately above optionally is  
21 substituted with one or more R<sup>5</sup> groups,

22 iii) alternatively when R<sup>5</sup> is present as an optional substituent on (b)-  
23 (d), R<sup>3</sup> and R<sup>5</sup> can be taken together with the atoms to which they  
24 are attached to form a 3-7 membered ring, and



- 299 -

57 ii) W is selected from the group consisting of:  
 58 (aa)  $-\text{OCO}-$ , (bb)  $-\text{OC(O)O}-$ , (cc)  $-\text{OC(O)NR}^4-$ ,  
 59 (dd)  $-\text{NR}^4\text{C(O)O}-$ , (ee)  $-\text{OCNOR}^4-$ ,  
 60 (ff)  $-\text{NR}^4-\text{C(O)O}-$ , (gg)  $-\text{C(S)(NR}^4)-$ , (hh)  $-\text{NR}^4-$ ,  
 61 (ii)  $-\text{OC(S)O}-$ , (jj)  $-\text{OC(S)NR}^4-$ , (kk)  $-\text{NR}^4\text{C(S)O}-$ , (ll)  $-\text{OC(S)NOR}^4-$ , (mm)  $-\text{C(S)O}-$ , (nn)  $-\text{OC(S)-}$ , (oo)  $-\text{C(O)-}$ , (pp)  $-\text{C(O)O}-$ , (qq)  $-\text{C(O)NR}^4-$ , (rr)  $-\text{C(=NR}^4)-$ ,  
 62 (ss)  $-\text{C(=NR}^4)\text{O}-$ , (tt)  $-\text{C(=NR}^4)\text{NR}^4-$ , (uu)  $-\text{OC(O)-}$ , (vv)  $-\text{OC(O)O}-$ , (ww)  $-\text{OC(O)NR}^4-$ , (xx)  $-\text{NR}^4\text{C(O)-}$ , (yy)  $-\text{NR}^4\text{C(O)O}-$ , (zz)  $-\text{NR}^4\text{C(O)NR}^4-$ , (aaa)  $-\text{NR}^4\text{C(=NR}^4)\text{NR}^4-$ ,  
 63 (bbb)  $-\text{S(O)}_p-$ , (ccc)  $-\text{NR}^4\text{S(O)}_2-$ , (ddd)  $-\text{S(O)}_2\text{NR}^4-$ , (eee)  $-\text{C(N-OR}^4)-$ , (fff)  $-\text{C(N-NR}^4\text{R}^4)-$ , (ggg)  $-\text{C(S)NR}^4-$ , or (hhh)  $-\text{NR}^4\text{C(S)-}$ ;

70 G is selected from the group consisting of: (a) B' and (b) B'-Z-B'', wherein

71 i) each B' and B'' is independently selected from the group consisting  
 72 of (aa) an aryl group, (bb) a heteroaryl group, (cc) a biaryl group,  
 73 (dd) a fused bicyclic or tricyclic saturated, unsaturated or aromatic  
 74 ring system optionally containing one or more heteroatoms  
 75 selected from the group consisting of nitrogen, oxygen, and sulfur,  
 76 (ee) a 3-10 membered saturated or unsaturated heterocycle  
 77 containing one or more heteroatoms selected from the group  
 78 consisting of nitrogen, oxygen, and sulfur, (ff) a 3-10 membered  
 79 saturated, or unsaturated carbocycle, wherein each (aa)-(ff)  
 80 optionally is substituted with one or more R<sup>11</sup> groups; and  
 81 ii) Z is selected from the group consisting of  
 82 (aa) a single bond, (bb) a C<sub>1-2</sub> alkyl group, (cc) a C<sub>2</sub> alkenyl group,  
 83 (dd) a C<sub>2</sub> alkynyl group, (ee)  $-\text{C(O)-}$ , (ff)  $-\text{C(O)O}-$ , (gg)  $-\text{C(O)NR}^4-$ , (hh)  $-\text{C(=NR}^4)-$ , (ii)  $-\text{C(=NR}^4)\text{O}-$ , (jj)  $-\text{C(=NR}^4)\text{NR}^4-$ ,  
 84 (kk)  $-\text{S(O)}_p-$ , (ll)  $-\text{OC(O)-}$ , (mm)  $-\text{C(S)-}$ , (nn)  $-\text{C(S)NR}^4-$ , (oo)  
 85  $-\text{C(NR}^4)\text{S}-$ , (pp)  $-\text{C(O)S}-$ , (qq)  $-\text{O}-$ , (rr)  $-\text{NR}^4-$ , (ss)  $-\text{NR}^4\text{C(O)-}$ ,  
 86 (tt)  $-\text{OC(NR}^4)-$ , (uu)  $-\text{NC(NR}^4)-$ , (vv)  $-\text{C(S)O}-$ , (ww)  $-\text{SC(O)-}$ ,  
 87 or (xx)  $-\text{OC(S)-}$ ;

- 300 -

- 89  $R^4$ , at each occurrence, independently is selected from the group consisting of:
- 90 (a) H, (b) a  $C_{1-6}$  alkyl group, (c) a  $C_{2-6}$  alkenyl group, (d) a  $C_{2-6}$  alkynyl group, (e)
- 91 a  $C_{6-10}$  saturated, unsaturated, or aromatic carbocycle, (f) a 3-12 membered
- 92 saturated, unsaturated, or aromatic heterocycle containing one or more
- 93 heteroatoms selected from the group consisting of nitrogen, oxygen, and sulfur,
- 94 (g)  $-C(O)-C_{1-6}$  alkyl, (h)  $-C(O)-C_{2-6}$  alkenyl, (i)  $-C(O)-C_{2-6}$  alkynyl, (j)  $-C(O)-$
- 95  $C_{6-10}$  saturated, unsaturated, or aromatic carbocycle, (k)  $-C(O)-3-12$  membered
- 96 saturated, unsaturated, or aromatic heterocycle containing one or more
- 97 heteroatoms selected from the group consisting of nitrogen, oxygen, and sulfur,
- 98 (l)  $-C(O)O-C_{1-6}$  alkyl, (m)  $-C(O)O-C_{2-6}$  alkenyl, (n)  $-C(O)O-C_{2-6}$  alkynyl,
- 99 (o)  $-C(O)O-C_{6-10}$  saturated, unsaturated, or aromatic carbocycle, (p)  $-C(O)O-3-12$
- 100 membered saturated, unsaturated, or aromatic heterocycle containing one or more
- 101 heteroatoms selected from the group consisting of nitrogen, oxygen, and sulfur,
- 102 and q)  $-C(O)NR^6R^6$ ,
- 103 wherein any of (b)–(p) optionally is substituted with one or more  $R^5$
- 104 groups,
- 105 alternatively,  $NR^4R^4$  forms a 3-7 membered saturated, unsaturated or aromatic ring
- 106 including the nitrogen atom to which the  $R^4$  groups are bonded, wherein said ring is optionally
- 107 substituted at a position other than the nitrogen atom to which the  $R^4$  groups are bonded, with
- 108 one or more moieties selected from the group consisting of O,  $S(O)_p$ , N, and  $NR^8$ ;
- 109  $R^5$  is selected from the group consisting of:
- 110 (a)  $R^7$ , (b) a  $C_{1-8}$  alkyl group, (c) a  $C_{2-8}$  alkenyl group, (d) a  $C_{2-8}$  alkynyl group, (e)
- 111 a  $C_{3-12}$  saturated, unsaturated, or aromatic carbocycle, and (f) a 3-12 membered
- 112 saturated, unsaturated, or aromatic heterocycle containing one or more
- 113 heteroatoms selected from the group consisting of nitrogen, oxygen, and sulfur, or
- 114 two  $R^5$  groups, when present on the same carbon atom can be taken together with
- 115 the carbon atom to which they are attached to form a spiro 3-6 membered
- 116 carbocyclic ring or heterocyclic ring containing one or more heteroatoms selected
- 117 from the group consisting of nitrogen, oxygen, and sulfur;
- 118 wherein any of (b)–(f) immediately above optionally is substituted with
- 119 one or more  $R^7$  groups;
- 120  $R^6$ , at each occurrence, independently is selected from the group consisting of:

- 301 -

121 (a) H, (b) a C<sub>1-6</sub> alkyl group, (c) a C<sub>2-6</sub> alkenyl group, (d) a C<sub>2-6</sub> alkynyl group, (e)  
 122 a C<sub>3-10</sub> saturated, unsaturated, or aromatic carbocycle, and (f) a 3-10 membered  
 123 saturated, unsaturated, or aromatic heterocycle containing one or more  
 124 heteroatoms selected from the group consisting of nitrogen, oxygen, and sulfur,  
 125 wherein any of (b)–(f) optionally is substituted with one or more moieties  
 126 selected from the group consisting of:

127 (aa) a carbonyl group, (bb) a formyl group, (cc) F, (dd) Cl, (ee) Br,  
 128 (ff) I, (gg) CN, (hh) NO<sub>2</sub>, (ii) –OR<sup>8</sup>,  
 129 (jj) –S(O)<sub>p</sub>R<sup>8</sup>, (kk) –C(O)R<sup>8</sup>, (ll) –C(O)OR<sup>8</sup>,  
 130 (mm) –OC(O)R<sup>8</sup>, (nn) –C(O)NR<sup>8</sup>R<sup>8</sup>,  
 131 (oo) –OC(O)NR<sup>8</sup>R<sup>8</sup>, (pp) –C(=NR<sup>8</sup>)R<sup>8</sup>,  
 132 (qq) –C(R<sup>8</sup>)(R<sup>8</sup>)OR<sup>8</sup>, (rr) –C(R<sup>8</sup>)<sub>2</sub>OC(O)R<sup>8</sup>,  
 133 (ss) –C(R<sup>8</sup>)(OR<sup>8</sup>)(CH<sub>2</sub>)<sub>r</sub>NR<sup>8</sup>R<sup>8</sup>, (tt) –NR<sup>8</sup>R<sup>8</sup>,  
 134 (uu) –NR<sup>8</sup>OR<sup>8</sup>, (vv) –NR<sup>8</sup>C(O)R<sup>8</sup>,  
 135 (ww) –NR<sup>8</sup>C(O)OR<sup>8</sup>, (xx) –NR<sup>8</sup>C(O)NR<sup>8</sup>R<sup>8</sup>,  
 136 (yy) –NR<sup>8</sup>S(O)<sub>r</sub>R<sup>8</sup>, (zz) –C(OR<sup>8</sup>)(OR<sup>8</sup>)R<sup>8</sup>,  
 137 (ab) –C(R<sup>8</sup>)<sub>2</sub>NR<sup>8</sup>R<sup>8</sup>, (ac) =NR<sup>8</sup>,  
 138 (ad) –C(S)NR<sup>8</sup>R<sup>8</sup>, (ae) –NR<sup>8</sup>C(S)R<sup>8</sup>,  
 139 (af) –OC(S)NR<sup>8</sup>R<sup>8</sup>, (ag) –NR<sup>8</sup>C(S)OR<sup>8</sup>,  
 140 (ah) –NR<sup>8</sup>C(S)NR<sup>8</sup>R<sup>8</sup>, (ai) –SC(O)R<sup>8</sup>,  
 141 (aj) a C<sub>1-8</sub> alkyl group, (ak) a C<sub>2-8</sub> alkenyl group, (al) a C<sub>2-8</sub> alkynyl  
 142 group, (am) a C<sub>1-8</sub> alkoxy group, (an) a C<sub>1-8</sub> alkylthio group, (ao) a  
 143 C<sub>1-8</sub> acyl group, (ap) –CF<sub>3</sub>,  
 144 (aq) –SCF<sub>3</sub>, (ar) a C<sub>3-10</sub> saturated, unsaturated, or aromatic  
 145 carbocycle, and (as) a 3-10 membered saturated, unsaturated, or  
 146 aromatic heterocycle containing one or more heteroatoms selected  
 147 from the group consisting of nitrogen, oxygen, and sulfur,  
 148 alternatively, NR<sup>6</sup>R<sup>6</sup> forms a 3-10 membered saturated, unsaturated or aromatic ring  
 149 including the nitrogen atom to which the R<sup>6</sup> groups are attached wherein said ring is optionally  
 150 substituted at a position other than the nitrogen atom to which the R<sup>6</sup> groups are bonded, with  
 151 one or more moieties selected from the group consisting of O, S(O)<sub>p</sub>, N, and NR<sup>8</sup>;  
 152 alternatively, CR<sup>6</sup>R<sup>6</sup> forms a carbonyl group;

- 302 -

- 153  $R^7$ , at each occurrence, is selected from the group consisting of:
- 154 (a) H, (b) =O, (c) F, (d) Cl, (e) Br, (f) I, (g)  $-CF_3$ ,
- 155 (h)  $-CN$ , (i)  $-N_3$  (j)  $-NO_2$ , (k)  $-NR^6(CR^6R^6)_tR^9$ , (l)  $-OR^9$ , (m)  $-S(O)_pC(R^6R^6)_tR^9$ ,
- 156 (n)  $-C(O)(CR^6R^6)_tR^9$ , (o)  $-OC(O)(CR^6R^6)_tR^9$ , (p)  $-SC(O)(CR^6R^6)_tR^9$ , (q)  $-$
- 157  $C(O)O(CR^6R^6)_tR^9$ , (r)  $-NR^6C(O)(CR^6R^6)_tR^9$ , (s)  $-C(O)NR^6(CR^6R^6)_tR^9$ , (t)  $-$
- 158  $C(=NR^6)(CR^6R^6)_tR^9$ , (u)  $-C(=NNR^6R^6)(CR^6R^6)_tR^9$ , (v)  $-$
- 159  $C(=NNR^6C(O)R^6)(CR^6R^6)_tR^9$ , (w)  $-C(=NOR^9)(CR^6R^6)_tR^9$ , (x)  $-$
- 160  $NR^6C(O)O(CR^6R^6)_tR^9$ , (y)  $-OC(O)NR^6(CR^6R^6)_tR^9$ , (z)  $-$
- 161  $NR^6C(O)NR^6(CR^6R^6)_tR^9$ , (aa)  $-NR^6S(O)_p(CR^6R^6)_tR^9$ , (bb)  $-$
- 162  $S(O)_pNR^6(CR^6R^6)_tR^9$ , (cc)  $-NR^6S(O)_pNR^6(CR^6R^6)_tR^9$ , (dd)  $-NR^6R^6$ , (ee)  $-$
- 163  $NR^6(CR^6R^6)$ , (ff)  $-OH$ , (gg)  $-NR^6R^6$ , (hh)  $-OCH_3$ , (ii)  $-S(O)_pR^6$ , (jj)  $-NC(O)R^6$ ,
- 164 (kk) a  $C_{1-6}$  alkyl group, (ll) a  $C_{2-6}$  alkenyl group, (mm) a  $C_{2-6}$  alkynyl group, (nn)  $-$
- 165  $C_{3-10}$  saturated, unsaturated, or aromatic carbocycle, and (oo) 3-10 membered
- 166 saturated, unsaturated, or aromatic heterocycle containing one or more
- 167 heteroatoms selected from the group consisting of nitrogen, oxygen, and sulfur,
- 168 wherein any of (kk)–(oo) optionally is substituted with one or more  $R^9$
- 169 groups;
- 170 alternatively, two  $R^7$  groups may form  $-O(CH_2)_uO-$ ;
- 171  $R^8$  is selected from the group consisting of:
- 172 (a)  $R^5$ , (b) H, (c) a  $C_{1-6}$  alkyl group, (d) a  $C_{2-6}$  alkenyl group, (e) a  $C_{2-6}$  alkynyl
- 173 group, (f) a  $C_{3-10}$  saturated, unsaturated, or aromatic carbocycle, (g) a 3-10
- 174 membered saturated, unsaturated, or aromatic heterocycle containing one or more
- 175 heteroatoms selected from the group consisting of nitrogen, oxygen, and sulfur,
- 176 (h)  $-C(O)-C_{1-6}$  alkyl, (i)  $-C(O)-C_{1-6}$  alkenyl, (j)  $-C(O)-C_{1-6}$  alkynyl, (k)  $-C(O)-$
- 177  $C_{3-10}$  saturated, unsaturated, or aromatic carbocycle, and (l)  $-C(O)-3-10$
- 178 membered saturated, unsaturated, or aromatic heterocycle containing one or more
- 179 heteroatoms selected from the group consisting of nitrogen, oxygen, and sulfur,
- 180 wherein any of (c)–(k) optionally is substituted with one or more moieties
- 181 selected from the group consisting of : (aa) H, (bb) F, (cc) Cl, (dd) Br, (ee)
- 182 I, (ff) CN, (gg)  $NO_2$ , (hh) OH, (ii)  $NH_2$ , (jj)  $NH(C_{1-6}$  alkyl), (kk)
- 183  $N(C_{1-6}$  alkyl) $_2$ , (ll) a  $C_{1-6}$  alkoxy group, (mm) an aryl group, (nn) a

- 303 -

184 substituted aryl group, (oo) a heteroaryl group, (pp) a substituted  
 185 heteroaryl group, and qq) a C<sub>1-6</sub> alkyl group optionally substituted with  
 186 one or more moieties selected from the group consisting of an aryl group,  
 187 a substituted aryl group, a heteroaryl group, a substituted heteroaryl group,  
 188 F, Cl, Br, I, CN, NO<sub>2</sub>, CF<sub>3</sub>, SCF<sub>3</sub>, and OH;

189 R<sup>9</sup>, at each occurrence, independently is selected from the group consisting of:

190 (a) R<sup>10</sup>, (b) a C<sub>1-6</sub> alkyl group, (c) a C<sub>2-6</sub> alkenyl group, (d) a C<sub>2-6</sub> alkynyl group, e)  
 191 a C<sub>3-10</sub> saturated, unsaturated, or aromatic carbocycle, and f) a 3-10 membered  
 192 saturated, unsaturated, or aromatic heterocycle containing one or more  
 193 heteroatoms selected from the group consisting of nitrogen, oxygen, and sulfur,  
 194 wherein any of (b)–(f) optionally is substituted with one or more R<sup>10</sup>  
 195 groups;

196 R<sup>10</sup>, at each occurrence, independently is selected from the group consisting of:

197 (a) H, (b) =O, (c) F, (d) Cl, (e) Br, (f) I, (g) –CF<sub>3</sub>, (h) –CN, (i) –NO<sub>2</sub>, (j) –NR<sup>6</sup>R<sup>6</sup>,  
 198 (k) –OR<sup>6</sup>, (l) –S(O)<sub>p</sub>R<sup>6</sup>, (m) –C(O)R<sup>6</sup>, (n) –C(O)OR<sup>6</sup>, (o) –OC(O)R<sup>6</sup>, (p)  
 199 NR<sup>6</sup>C(O)R<sup>6</sup>, (q) –C(O)NR<sup>6</sup>R<sup>6</sup>, (r) –C(=NR<sup>6</sup>)R<sup>6</sup>, (s) –NR<sup>6</sup>C(O)NR<sup>6</sup>R<sup>6</sup>, (t) –  
 200 NR<sup>6</sup>S(O)<sub>p</sub>R<sup>6</sup>, (u) –S(O)<sub>p</sub>NR<sup>6</sup>R<sup>6</sup>, (v) –NR<sup>6</sup>S(O)<sub>p</sub>NR<sup>6</sup>R<sup>6</sup>, (w) a C<sub>1-6</sub> alkyl group,  
 201 (x) a C<sub>2-6</sub> alkenyl group, (y) a C<sub>2-6</sub> alkynyl group, (z) a C<sub>3-10</sub> saturated,  
 202 unsaturated, or aromatic carbocycle, and (aa) a 3-10 membered saturated,  
 203 unsaturated, or aromatic heterocycle containing one or more heteroatoms selected  
 204 from the group consisting of nitrogen, oxygen, and sulfur,  
 205 wherein any of (w)–(aa) optionally is substituted with one or more  
 206 moieties selected from the group consisting of R<sup>6</sup>, F, Cl, Br, I, CN, NO<sub>2</sub>, –  
 207 OR<sup>6</sup>, –NH<sub>2</sub>, –NH(C<sub>1-6</sub> alkyl), –N(C<sub>1-6</sub> alkyl)<sub>2</sub>, a C<sub>1-6</sub> alkoxy group, a  
 208 C<sub>1-6</sub> alkylthio group, and a C<sub>1-6</sub> acyl group;

209 R<sup>11</sup> each occurrence, independently is selected from the group consisting of:

210 (a) a carbonyl group, (b) a formyl group, (c) F, (d) Cl, (e) Br, (f) I, (g) CN, (h)  
 211 NO<sub>2</sub>, (i) OR<sup>8</sup>, (j) –S(O)<sub>p</sub>R<sup>8</sup>, (k) –C(O)R<sup>8</sup>, (l) –C(O)OR<sup>8</sup>,  
 212 (m) –OC(O)R<sup>8</sup>, (n) –C(O)NR<sup>8</sup>R<sup>8</sup>, (o) –OC(O)NR<sup>8</sup>R<sup>8</sup>,  
 213 (p) –C(=NR<sup>8</sup>)R<sup>8</sup>, (q) –C(R<sup>8</sup>)(R<sup>8</sup>)OR<sup>8</sup>, (r) –C(R<sup>8</sup>)<sub>2</sub>OC(O)R<sup>8</sup>,  
 214 (s) –C(R<sup>8</sup>)(OR<sup>8</sup>)(CH<sub>2</sub>)<sub>r</sub>NR<sup>8</sup>R<sup>8</sup>, (t) –NR<sup>8</sup>R<sup>8</sup>, (u) –NR<sup>8</sup>OR<sup>8</sup>,

- 304 -

215 (v)  $-\text{NR}^8\text{C}(\text{O})\text{R}^8$ , (w)  $-\text{NR}^8\text{C}(\text{O})\text{OR}^8$ , (x)  $-\text{NR}^8\text{C}(\text{O})\text{NR}^8\text{R}^8$ , (y)  $-\text{NR}^8\text{S}(\text{O})_r\text{R}^8$ , (z)  
 216  $-\text{C}(\text{OR}^8)(\text{OR}^8)\text{R}^8$ , (aa)  $-\text{C}(\text{R}^8)_2\text{NR}^8\text{R}^8$ , (bb)  $=\text{NR}^8$ , (cc)  $-\text{C}(\text{S})\text{NR}^8\text{R}^8$ , (dd)  $-\text{NR}^8\text{C}(\text{S})\text{R}^8$ , (ee)  $-\text{OC}(\text{S})\text{NR}^8\text{R}^8$ , (ff)  $-\text{NR}^8\text{C}(\text{S})\text{OR}^8$ , (gg)  $-\text{NR}^8\text{C}(\text{S})\text{NR}^8\text{R}^8$ , (hh)  $-\text{SC}(\text{O})\text{R}^8$ , (ii) a  $\text{C}_{1-8}$  alkyl group, (jj) a  $\text{C}_{2-8}$  alkenyl group, (kk) a  $\text{C}_{2-8}$  alkynyl  
 217 group, (ll) a  $\text{C}_{1-8}$  alkoxy group, (mm) a  $\text{C}_{1-8}$  alkylthio group, (nn) a  $\text{C}_{1-8}$  acyl  
 218 group, (oo) a  $\text{C}_{3-10}$  saturated, unsaturated, or aromatic carbocycle, and (pp) a 3-10  
 219 membered saturated, unsaturated, or aromatic heterocycle containing one or more  
 220 heteroatoms selected from the group consisting of nitrogen, oxygen, and sulfur,  
 221 wherein (ii)-(kk) optionally are substituted with one or more  $\text{R}^5$  groups;

222  $\text{R}^{12}$  is selected from the group consisting of:

223 (a) H, (b) a  $\text{C}_{1-6}$  alkyl group, (c) a  $\text{C}_{2-6}$  alkenyl group, (d) a  $\text{C}_{2-6}$  alkynyl group, (e)  
 224  $-\text{C}(\text{O})\text{R}^5$ , (f)  $-\text{C}(\text{O})\text{OR}^5$ , (g)  $-\text{C}(\text{O})-\text{NR}^4\text{R}^4\text{R}^4$ , (h)  $-\text{C}(\text{S})\text{R}^5$ , (i)  $-\text{C}(\text{S})\text{OR}^5$ , (j)  $-\text{C}(\text{O})\text{SR}^5$ , (k)  $-\text{C}(\text{S})-\text{NR}^4\text{R}^4\text{R}^4$ , (l) a  $\text{C}_{3-10}$  saturated, unsaturated, or aromatic  
 225 carbocycle, or (m) a 3-10 membered saturated, unsaturated, or aromatic  
 226 heterocycle containing one or more heteroatoms selected from the group  
 227 consisting of nitrogen, oxygen, and sulfur, (n) a  $-(\text{C}_{1-6}$  alkyl)  $-\text{C}_{3-10}$  saturated,  
 228 unsaturated, or aromatic carbocycle, or (o) a  $-(\text{C}_{1-6}$  alkyl)-3-10 membered  
 229 saturated, unsaturated, or aromatic heterocycle containing one or more  
 230 heteroatoms selected from the group consisting of nitrogen, oxygen, and sulfur,  
 231 wherein (a)-(d) and (l)-(o) optionally are substituted with one or more  $\text{R}^5$   
 232 groups;

233 p at each occurrence is 0, 1, or 2;

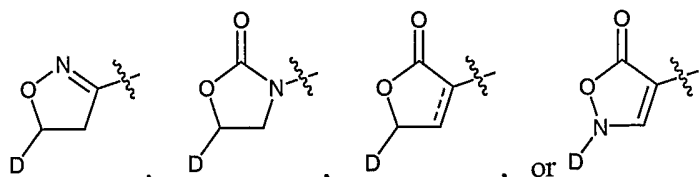
234 r at each occurrence is 0, 1, or 2;

235 t at each occurrence is 0, 1, or 2;

236 u at each occurrence is 1, 2, 3, or 4;

237 provided that

238 i) when T is a 14 or 15 membered macrolide D-E is not



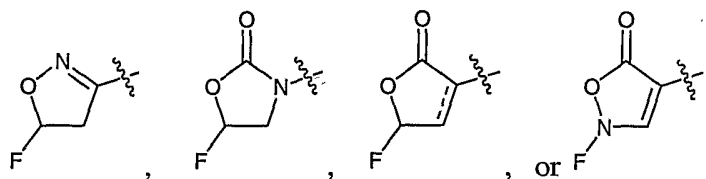
242

243

- 305 -

244

ii) when T is a 14 or 15 membered macrolide F-B' is not

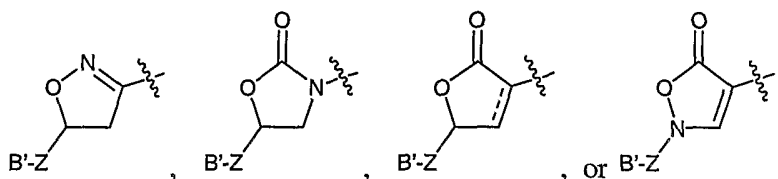


245

246

247

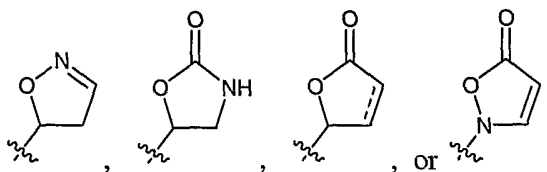
iii) when T is a 14 or 15 membered macrolide B'-Z-B'' is not



248

249

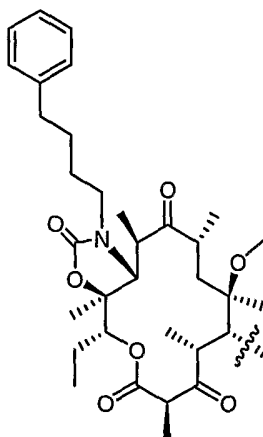
250

iv) when T is a 14 or 15 membered macrolide R<sup>11</sup> is not

251

252

v) when the compound has formula I and T is



253

254

255

256

257

258

259

D is not a single bond or a -CH<sub>2</sub>-,vi) when the compound has formula I and T is a 14 or 15 membered macrolide -D-E-F- is not a -CH<sub>2</sub>-,

vii) when the compound has formula I and T is a 14 or 15 membered macrolide -D-E-F-G- is not a chemical moiety selected from the chemical moieties listed in Table

- 306 -

**Table A**


, and

260

261

262

263

264

265

266

267

268

269

270

271

272

273

274

275

276

277

viii) when the compound has formula II and T is a 16 membered macrolide

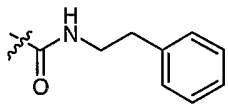
i. -D-E- is not a glycoside attached via its anomeric carbon,

ii. -D-E-F-G is not a C<sub>1-4</sub> (alkyl), C<sub>2-4</sub>(alkenyl), or C<sub>2-4</sub>(alkynyl) chain bonded to a 5-10 membered monocyclic or bicyclic carbocycle or heterocycle or bonded to a 5 or 6 membered carbocycle or heterocycle further bonded to a 5 or 6 membered carbocycle or heterocycle, any of said carbocycles or heterocycles being optionally substituted with one or more groups selected from the group consisting of (aa) -OH, (bb) -F, (cc) -Cl, (dd) -I, and (ee) -NO<sub>2</sub>, and

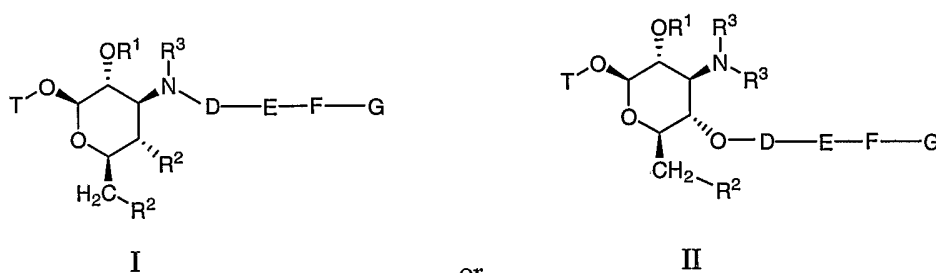
iii. -D-E-F-G- is not a chemical moiety selected from the chemical moieties listed in Table B.

278

**Table B**

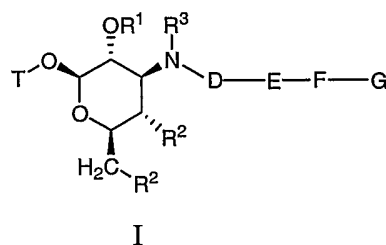
	<p>-(t-butoxycarboxy)-3-(3-quinolylyl)</p>
---	--

1 2. A compound according to claim 1, having the formula:



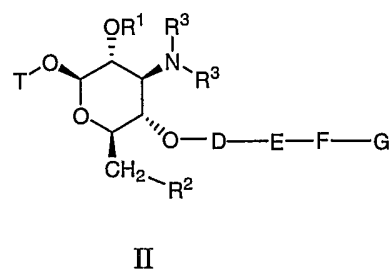
2 3 or a pharmaceutically acceptable salt, ester, *N*-oxide, or prodrug thereof wherein T, D, E, F, G,  
 4 R<sup>1</sup>, R<sup>2</sup> and R<sup>3</sup> are as described in claim 1.

1 3. A compound according to claim 1 or 2 having the formula:



2 3 or a pharmaceutically acceptable salt, ester, *N*-oxide, or prodrug thereof wherein T, D, E, F, G,  
 4 R<sup>1</sup>, R<sup>2</sup> and R<sup>3</sup> are as described in claim 1.

1 4. A compound according to claim 1 or 2 having the formula:



2

- 308 -

3 or a pharmaceutically acceptable salt, ester, *N*-oxide, or prodrug thereof wherein T, D, E, F, G,  
4 R<sup>1</sup>, R<sup>2</sup> and R<sup>3</sup> are as described in claim 1.

1 5. A compound according to any one of claims 1-4, wherein T is a 14- or 15-  
2 membered macrolide connected via a macrocyclic ring carbon atom.

1 6. A compound according to any one of claims 1-5, wherein G is B'.

1 7. A compound according to claim 6 wherein B' is selected from the group  
2 consisting of: (a) an aryl group, (b) a heteroaryl group, (c) a biaryl group, and (d) a fused bicyclic  
3 or tricyclic unsaturated or aromatic ring system optionally containing one or more carbonyl  
4 groups and one or more heteroatoms selected from the group consisting of nitrogen, oxygen, and  
5 sulfur, wherein each (a)-(d) optionally is substituted with one or more R<sup>11</sup> groups.

1 8. A compound according to claim 6, wherein E is

2 (a) a 3-10 membered saturated, unsaturated, or aromatic heterocycle containing  
3 one or more heteroatoms selected from the group consisting of nitrogen, oxygen,  
4 and sulfur,

5 (b) a 3-10 membered saturated, unsaturated, or aromatic carbocycle,

6 (c) a -W-[3-10 membered saturated, unsaturated, or aromatic heterocycle  
7 containing one or more heteroatoms selected from the group consisting of  
8 nitrogen, oxygen, and sulfur],

9 (d) a -W-[ 3-10 membered saturated, unsaturated, or aromatic carbocycle],

10 (e) -C(O)-, (f) -C(O)O-, (g) -C(O)NR<sup>4</sup>-, (h) -C(=NR<sup>4</sup>)-,

11 (i) -C(=NR<sup>4</sup>)O-, (j) -C(=NR<sup>4</sup>)NR<sup>4</sup>-, (k) -OC(O)-, (l) -OC(O)O-,

12 (m) -OC(O)NR<sup>4</sup>-, (n) -NR<sup>4</sup>C(O)-, (o) -NR<sup>4</sup>C(O)O-,

13 (p) -NR<sup>4</sup>C(O)NR<sup>4</sup>-, (q) -NR<sup>4</sup>C(=NR<sup>4</sup>)NR<sup>4</sup>-, (r) -S(O)<sub>p</sub>-,

14 (s) -NR<sup>4</sup>S(O)<sub>2</sub>-, (t) -S(O)<sub>2</sub>NR<sup>4</sup>-, (u) -C(N-OR<sup>4</sup>)-, (v) -C(N-NR<sup>4</sup>R<sup>4</sup>)-,

15 (w) -C(S)NR<sup>4</sup>-, (x) -NR<sup>4</sup>C(S)-, (y) -C(S)O-, or (z) -OC(S)-, wherein

16 i) any of (a)-(d) immediately above optionally is substituted with one  
17 or more R<sup>5</sup> groups; and

18 ii) W is selected from the group consisting of:

19 (aa) -OCO-, (bb) -OC(O)O-, (cc) -OC(O)NR<sup>4</sup>-, (dd) -

20 NR<sup>4</sup>C(O)O-, (ee) -OCNOR<sup>4</sup>-, (ff) -NR<sup>4</sup>-C(O)O-, (gg) -

21 C(S)(NR<sup>4</sup>)-, (hh) -NR<sup>4</sup>-, (ii) -OC(S)O-, (jj) -OC(S)NR<sup>4</sup>-, (kk) -

22 NR<sup>4</sup>C(S)O-, (ll) -OC(S)NOR<sup>4</sup>-, (mm) -C(S)O-, (nn) -OC(S)-,

- 309 -

23 (oo) -C(O)-, (pp) -C(O)O-, (qq) -C(O)NR<sup>4</sup>-, (rr) -C(=NR<sup>4</sup>)-,  
 24 (ss) -C(=NR<sup>4</sup>)O-, (tt) -C(=NR<sup>4</sup>)NR<sup>4</sup>-, (uu) -OC(O)-, (vv) -  
 25 OC(O)O-, (ww) -OC(O)NR<sup>4</sup>-, (xx) -NR<sup>4</sup>C(O)-, (yy) -  
 26 NR<sup>4</sup>C(O)O-, (zz) -NR<sup>4</sup>C(O)NR<sup>4</sup>-, (aaa) -NR<sup>4</sup>C(=NR<sup>4</sup>)NR<sup>4</sup>-,  
 27 (bbb) -S(O)<sub>p</sub>-, (ccc) -NR<sup>4</sup>S(O)<sub>2</sub>-, (ddd) -S(O)<sub>2</sub>NR<sup>4</sup>-, (eee) -C(N-  
 28 OR<sup>4</sup>)-, (fff) -C(N-NR<sup>4</sup>R<sup>4</sup>)-, (ggg) -C(S)NR<sup>4</sup>-, or (hhh) -  
 29 NR<sup>4</sup>C(S)-.

1 9. A compound according to any one of claims 1-8, wherein

2 D is selected from the group consisting of (a) a C<sub>1-6</sub> alkyl group, (b) a C<sub>2-6</sub> alkenyl group,  
 3 and (c) a C<sub>2-6</sub> alkynyl group, wherein

- 4 i) 0-2 carbon atoms in any of (a)-(c) of D immediately above  
 5 optionally is replaced by a moiety selected from the group  
 6 consisting of O, S(O)<sub>p</sub>, and NR<sup>4</sup>,  
 7 ii) any of (a)-(c) of D immediately above optionally is substituted with  
 8 one or more R<sup>5</sup> groups; and

9 F is selected from the group consisting of (a) a single bond, (b) a C<sub>1-6</sub>

10 alkyl group, (c) a C<sub>2-6</sub> alkenyl group, and (d) a C<sub>2-6</sub> alkynyl group, wherein

- 11 i) 0-2 carbon atoms in any of (b)-(d) of F immediately above  
 12 optionally is replaced by a moiety selected from the group  
 13 consisting of O, S(O)<sub>p</sub>, and NR<sup>4</sup>;  
 14 ii) any of (b)-(d) of F immediately above optionally is substituted with  
 15 one or more R<sup>5</sup> groups; and  
 16 iii) any of (b)-(d) of F immediately above optionally is substituted with  
 17 C<sub>1-6</sub> alkyl-R<sup>5</sup>.

1 10. A compound according to claim 9, wherein

2 E is selected from the group consisting of:

- 3 (a) a 3-10 membered saturated, unsaturated, or aromatic heterocycle containing  
 4 one or more heteroatoms selected from the group consisting of nitrogen, oxygen,  
 5 and sulfur,  
 6 (b) a 3-10 membered saturated, unsaturated, or aromatic carbocycle,

- 310 -

- 7 (c) a  $-W-$ [3-10 membered saturated, unsaturated, or aromatic heterocycle  
8 containing one or more heteroatoms selected from the group consisting of  
9 nitrogen, oxygen, and sulfur],
- 10 (d) a  $-W-$ [ 3-10 membered saturated, unsaturated, or aromatic carbocycle],
- 11 (e)  $-C(O)-$ , (f)  $-C(O)O-$ , (g)  $-C(O)NR^4-$ , (h)  $-C(=NR^4)-$ , (i)  $-C(=NR^4)O-$ , (j)  $-$   
12  $C(=NR^4)NR^4-$ , (k)  $-OC(O)-$ , (l)  $-OC(O)O-$ ,
- 13 (m)  $-OC(O)NR^4-$ , (n)  $-NR^4C(O)-$ , (o)  $-NR^4C(O)O-$ , (p)  $-NR^4C(O)NR^4-$ , (q)  $-$   
14  $NR^4C(=NR^4)NR^4-$ , (r)  $-S(O)_p-$ , (s)  $-NR^4S(O)_2-$ , (t)  $-S(O)_2NR^4-$ , (u)  $-C(N-$   
15  $OR^4)-$ , (v)  $-CH_2-$ , (w)  $-C(N-NR^4R^4)-$ , (x)  $-C(S)NR^4$ , (Y)  $-NR^4C(S)-$ , (Z)  $-$   
16  $C(S)O-$ , or (aa)  $-OC(S)-$ , wherein
- 17 i) any of (a)-(d) immediately above optionally is substituted with one  
18 or more  $R^5$  groups; and
- 19 ii) W is selected from the group consisting of:
- 20 (aa)  $-OCO-$ , (bb)  $-OC(O)O-$ , (cc)  $-OC(O)NR^4-$ ,
- 21 (dd)  $-NR^4C(O)O-$ , (ee)  $-OCNOR^4-$ ,
- 22 (ff)  $-NR^4-C(O)O-$ , (gg)  $-C(S)(NR^4)-$ , (hh)  $-NR^4$ ,
- 23 (ii)  $-OC(S)O-$ , (jj)  $-OC(S)NR^4-$ , (kk)  $-NR^4C(S)O-$ , (ll)  $-$   
24  $OC(S)NOR^4-$ , (mm)  $-C(S)O-$ , (nn)  $-OC(S)$ , (oo)  $-C(O)-$ , (pp)  $-$   
25  $C(O)O-$ , (qq)  $-C(O)NR^4-$ , (rr)  $-C(=NR^4)-$ ,
- 26 (ss)  $-C(=NR^4)O-$ , (tt)  $-C(=NR^4)NR^4-$ , (uu)  $-OC(O)-$ , (vv)  $-$   
27  $OC(O)O-$ , (ww)  $-OC(O)NR^4-$ , (xx)  $-NR^4C(O)-$ , (yy)  $-$   
28  $NR^4C(O)O-$ , (zz)  $-NR^4C(O)NR^4-$ , (aaa)  $-NR^4C(=NR^4)NR^4-$ ,
- 29 (bbb)  $-S(O)_p-$ , (ccc)  $-NR^4S(O)_2-$ , (ddd)  $-S(O)_2NR^4-$ , (eee)  $-C(N-$   
30  $OR^4)-$ , (fff)  $-C(N-NR^4R^4)-$ , (ggg)  $-C(S)NR^4-$ , or (hhh)-  
31  $NR^4C(S)-$ .

1 11. A compound according to claim 10, wherein

2 E is selected from the group consisting of:

- 3 (a) a 3-10 membered saturated, unsaturated, or aromatic heterocycle containing  
4 one or more heteroatoms selected from the group consisting of nitrogen, oxygen,  
5 and sulfur, and
- 6 (b) a 3-10 membered saturated, unsaturated, or aromatic carbocycle,

- 311 -

7 wherein (a) and (b) immediately above optionally is substituted with one more R<sup>5</sup>  
8 groups.

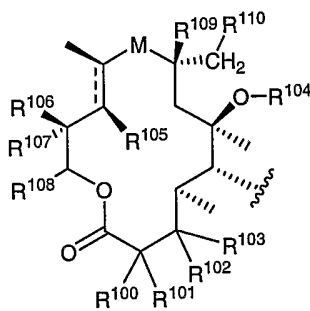
1 12. A compound according to claim 9, wherein

2 E is selected from the group consisting of:

3 (a) -C(O)-, (b) -C(O)O-, (c) -C(O)NR<sup>4</sup>-, (d) -C(=NR<sup>4</sup>)-,  
4 (e) -C(=NR<sup>4</sup>)O-, (f) -C(=NR<sup>4</sup>)NR<sup>4</sup>-, (g) -OC(O)-, (h) -OC(O)O-, (i) -  
5 OC(O)NR<sup>4</sup>-, (j) -NR<sup>4</sup>C(O)-, (k) -NR<sup>4</sup>C(O)O-, (l) -NR<sup>4</sup>C(O)NR<sup>4</sup>-, (m) -  
6 NR<sup>4</sup>C(=NR<sup>4</sup>)NR<sup>4</sup>-, (n) -S(O)<sub>p</sub>-, (o) -NR<sup>4</sup>S(O)<sub>2</sub>-, (p) -S(O)<sub>2</sub>NR<sup>4</sup>-, (q) -C(N-  
7 OR<sup>4</sup>)-, (r) -CH<sub>2</sub>-, (s) -C(N-NR<sup>4</sup>R<sup>4</sup>)-, (t), -C(S)NR<sup>4</sup>, (u) -NR<sup>4</sup>C(S)-, (v) -C(S)O,  
8 and (w) -OC(S)-.

1 13. A compound according to any one of according to any one of claims 1-12,

2 wherein T is:



3

4

5 or an *N*-oxide, pharmaceutically acceptable salt, ester or prodrug thereof,

6 wherein:

7 M is selected from the group consisting of:

8 (a) -C(O)-, (b) -CH(-OR<sup>114</sup>)-, (c) -NR<sup>114</sup>-CH<sub>2</sub>-, (d) -CH<sub>2</sub>-NR<sup>114</sup>-, (e) -  
9 CH(NR<sup>114</sup>R<sup>114</sup>)-, (f) -C(=NNR<sup>114</sup>R<sup>114</sup>)-, (g) -NR<sup>114</sup>-C(O)-, (h) -C(O)NR<sup>114</sup>-, (i)  
10 -C(=NR<sup>114</sup>)-, and (j) -CR<sup>115</sup>R<sup>115</sup>-, (k) -C(=NOR<sup>127</sup>)-

11 R<sup>100</sup> is selected from the group consisting of H and C<sub>1-6</sub> alkyl;

12 R<sup>101</sup> is selected from the group consisting of:

13 (a) H, (b) Cl, (c) F, (d) Br, (e) I, (f) -NR<sup>114</sup>R<sup>114</sup>, (g) -NR<sup>114</sup>C(O)R<sup>114</sup>, (h) -OR<sup>114</sup>,  
14 (i) -OC(O)R<sup>114</sup>, (j) -OC(O)OR<sup>114</sup>, (k) -OC(O)NR<sup>114</sup>R<sup>114</sup>, (l) -O-C<sub>1-6</sub> alkyl,  
15 (m) -OC(O)-C<sub>1-6</sub> alkyl, (n) -OC(O)O-C<sub>1-6</sub> alkyl, (o) -OC(O)NR<sup>114</sup>-C<sub>1-6</sub> alkyl,  
16 (p) C<sub>1-6</sub> alkyl, (q) C<sub>1-6</sub> alkenyl, (r) C<sub>1-6</sub> alkynyl,

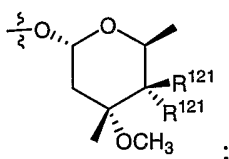
- 312 -

17 wherein any of (l) – (r) optionally is substituted with one or more  
18  $R^{115}$  groups;

19  $R^{102}$  is H;

20  $R^{103}$  is selected from the group consisting of:

- 21 (a) H, (b)  $-OR^{114}$ , (c)  $-O-C_{1-6}$  alkyl- $R^{115}$ , (d)  $-OC((O)R^{114})$ ,  
22 (e)  $-OC(O)-C_{1-6}$  alkyl- $R^{115}$ , (f)  $-OC(O)OR^{114}$ , (g)  $-OC(O)O-C_{1-6}$  alkyl- $R^{115}$ ,  
23 (h)  $-OC(O)NR^{114}R^{114}$ , (i)  $-OC(O)NR^{114}-C_{1-6}$  alkyl- $R^{115}$ , and  
24 (j)



25 ;

26 alternatively,  $R^{102}$  and  $R^{103}$  taken together form a carbonyl group;

27

28 alternatively,  $R^{101}$  and  $R^{103}$  taken together are a single bond between the respective  
29 carbons to which these two groups are attached thereby creating a double bond between  
30 the carbons to which  $R^{100}$  and  $R^{102}$  are attached;

31

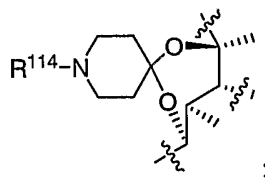
32 alternatively,  $R^{101}$  and  $R^{103}$  taken together are an epoxide moiety.

33

34  $R^{104}$  is selected from the group consisting of:

- 35 (a) H, (b)  $R^{114}$ , (c)  $-C(O)R^{114}$ , (d)  $-C(O)OR^{114}$ , (e)  $-C(O)NR^{114}R^{114}$ , (f)  $-C_{1-6}$  alkyl-  
36  $K-R^{114}$ , (g)  $-C_{2-6}$  alkenyl- $K-R^{114}$ , and (h)  $-C_{2-6}$  alkynyl- $K-R^{114}$ ;

37 alternatively  $R^{103}$  and  $R^{104}$ , taken together with the atoms to which they are bonded, form:



38 ;

39 K is selected from the group consisting of:

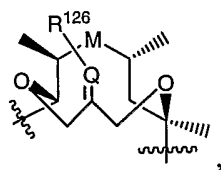
- 40 (a)  $-C(O)-$ , (b)  $-C(O)O-$ , (c)  $-C(O)NR^{114}-$ , (d)  $-C(=NR^{114})-$ , (e)  $-C(=NR^{114})O-$ ,  
41 (f)  $-C(=NR^{114})NR^{114}-$ , (g)  $-OC(O)-$ , (h)  $-OC(O)O-$ , (i)  $-OC(O)NR^{114}-$ ,  
42 (j)  $-NR^{114}C(O)-$ , (k)  $-NR^{114}C(O)O-$ , (l)  $-NR^{114}C(O)NR^{114}-$ ,  
43 (m)  $-NR^{114}C(=NR^{114})NR^{114}-$ , and (o)  $-S(O)_p-$ ;

- 313 -

44  $R^{105}$  is selected from the group consisting of:

- 45 (a)  $R^{114}$ , (b)  $-OR^{114}$ , (c)  $-NR^{114}R^{114}$ , (d)  $-O-C_{1-6}$  alkyl- $R^{115}$ , (e)  $-C(O)-R^{114}$ ,  
 46 (f)  $-C(O)-C_{1-6}$  alkyl- $R^{115}$ , (g)  $-OC(O)-R^{114}$ , (h)  $-OC(O)-C_{1-6}$  alkyl- $R^{115}$ ,  
 47 (i)  $-OC(O)O-R^{114}$ , (j)  $-OC(O)O-C_{1-6}$  alkyl- $R^{115}$ , (k)  $-OC(O)NR^{114}R^{114}$ ,  
 48 (l)  $-OC(O)NR^{114}-C_{1-6}$  alkyl- $R^{115}$ , (m)  $-C(O)-C_{2-6}$  alkenyl- $R^{115}$ , and  
 49 (n)  $-C(O)-C_{2-6}$  alkynyl- $R^{115}$ ;

50 alternatively,  $R^{104}$  and  $R^{105}$ , taken together with the atoms to which they are bonded,  
 51 form:



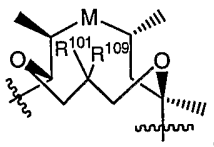
52

53 wherein

54 Q is CH or N, and  $R^{126}$  is  $-OR^{114}$ ,  $-NR^{114}$  or  $R^{114}$ ;

55 alternatively,  $R^{104}$  and  $R^{105}$ , taken together with the atoms to which they are bonded,

56 form:



57

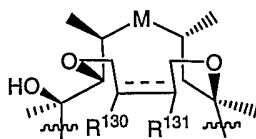
58 wherein

- 59 i)  $R^{101}$  is as defined above;  
 60 ii) alternately,  $R^{101}$  and  $R^{109}$  may be taken together form a carbonyl  
 61 group;  
 62 iii) alternately,  $R^{101}$  and  $R^{109}$  may be taken together to form the group  
 63  $-O(CR^{116}R^{116})_uO-$ ;

64

65 alternatively,  $R^{104}$  and  $R^{105}$ , taken together with the atoms to which they are bonded,

66 form:



67

68 i)  $R^{130}$  is  $-OH$ ,  $=C(O)$ , or  $R^{114}$ ,

- 314 -

- 69 ii)  $R^{131}$  is  $-OH$ ,  $=C(O)$ , or  $R^{114}$ ,  
 70 iii) alternately,  $R^{130}$  and  $R^{131}$  together with the carbons to which they  
 71 are attached form a 3-7 membered saturated, unsaturated or  
 72 aromatic carbocyclic or heterocyclic ring which can optionally be  
 73 substituted with one or more  $R^{114}$  groups;

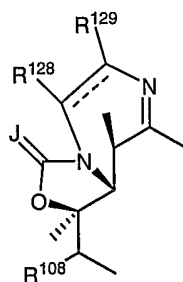
74  
 75  $R^{106}$  is selected from the group consisting of:

- 76 (a)  $-OR^{114}$ , (b)  $-C_{1-6}$  alkoxy- $R^{115}$ , (c)  $-C(O)R^{114}$ , (d)  $-OC(O)R^{114}$ , (e)  $-$   
 77  $OC(O)OR^{114}$ , (f)  $-OC(O)NR^{114}R^{114}$ , and (g)  $-NR^{114}R^{114}$ ,

78 alternately,  $R^{105}$  and  $R^{106}$  taken together with the atoms to which they are attached form  
 79 a 5-membered ring by attachment to each other through a chemical moiety selected from the  
 80 group consisting of:

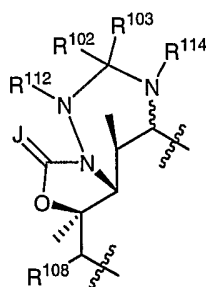
- 81 (a)  $-OC(R^{115})_2O-$ , (b)  $-OC(O)O-$ , (c)  $-OC(O)NR^{114}-$ , (d)  $-NR^{114}C(O)O-$ ,  
 82 (e)  $-OC(O)NOR^{114}-$ , (f)  $-NOR^{114}-C(O)O-$ , (g)  $-OC(O)NNR^{114}R^{114}-$ ,  
 83 (h)  $-NNR^{114}R^{114}-C(O)O-$ , (i)  $-OC(O)C(R^{115})_2-$ , (j)  $-C(R^{115})_2C(O)O-$ , (k)  $-$   
 84  $OC(S)O-$ , (l)  $-OC((S)NR^{114}-$ , (m)  $-NR^{114}C(S)O-$ , (n)  $-OC(S)NOR^{114}-$ , (o)  $-$   
 85  $NOR^{114}-C(S)O-$ , (p)  $-OC(S)NNR^{114}R^{114}-$ , (q)  $-NNR^{114}R^{114}-C(S)O-$ , (r)  $-$   
 86  $OC(S)C(R^{115})_2-$ , and (s)  $-C(R^{115})_2C(S)O-$ ;

87 alternately, M,  $R^{105}$ , and  $R^{106}$  taken together with the atoms to which they are attached form:



88

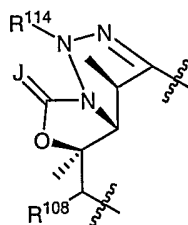
89



90

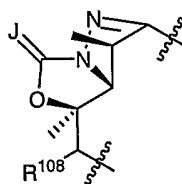
- 315 -

91



92

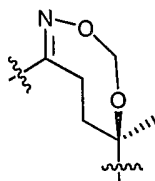
93



94

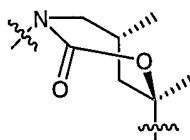
95 wherein J is selected from the group consisting of O, S and NR<sup>114</sup>;96 alternatively, M and R<sup>104</sup> taken together with the atoms to which they are attached form:

97



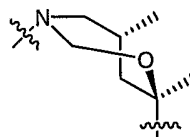
98

99



100

101



102

103

104 R<sup>107</sup> is selected from the group consisting of105 (a) H, (b) -C<sub>1-4</sub> alkyl, (c) -C<sub>2-4</sub> alkenyl, which can be further substituted with C<sub>1-12</sub>106 alkyl or one or more halogens, (d) -C<sub>2-4</sub> alkynyl, which can be further substituted107 with C<sub>1-12</sub> alkyl or one or more halogens, (e) aryl or heteroaryl, which can be108 further substituted with C<sub>1-12</sub> alkyl or one or more halogens, (f) -C(O)H, (g) -

- 316 -

109 COOH, (h) -CN, (i) -COOR<sup>114</sup>, (j) -C(O)NR<sup>114</sup>R<sup>114</sup>, (k) -C(O)R<sup>114</sup>, and (l) -  
 110 C(O)SR<sup>114</sup>, wherein (b) is further substituted with one or more substituents  
 111 selected from the group consisting of (aa) -OR<sup>114</sup>, (bb) halogen, (cc) -SR<sup>114</sup>, (dd)  
 112 C<sub>1-12</sub> alkyl, which can be further substituted with halogen, hydroxyl, C<sub>1-6</sub> alkoxy,  
 113 or amino, (ee) -OR<sup>114</sup>, (ff) -SR<sup>114</sup>, (gg) -NR<sup>114</sup>R<sup>114</sup>, (hh) -CN, (ii) -NO<sub>2</sub>, (jj) -  
 114 NC(O)R<sup>114</sup>, (kk) -COOR<sup>114</sup>, (ll) -N<sub>3</sub>, (mm) =N-O-R<sup>114</sup>, (nn) =NR<sup>114</sup>, (oo) =N-  
 115 NR<sup>114</sup>R<sup>114</sup>, (pp) =N-NH-C(O)R<sup>114</sup>, and (qq) =N-NH-C(O)NR<sup>114</sup>R<sup>114</sup>;  
 116 alternatively R<sup>106</sup> and R<sup>107</sup> are taken together with the atom to which they are attached to  
 117 form an epoxide, a carbonyl, an olefin, or a substituted olefin, or a C<sub>3</sub>-C<sub>7</sub> carbocyclic, carbonate,  
 118 or carbamate, wherein the nitrogen of said carbamate can be further substituted with a  
 119 C<sub>1</sub>-C<sub>6</sub> alkyl;

120 R<sup>108</sup> is selected from the group consisting of:

121 (a) C<sub>1-6</sub> alkyl, (b) C<sub>2-6</sub> alkenyl, and (c) C<sub>2-6</sub> alkynyl,

122 wherein any of (a)-(c) optionally is substituted with one or more R<sup>114</sup>  
 123 groups;

124 R<sup>111</sup> is selected from the group consisting of H and -C(O)R<sup>114</sup>;

125 R<sup>112</sup> is selected from the group consisting of H, OH, and OR<sup>114</sup>;

126 R<sup>113</sup> is selected from the group consisting of:

127 (a) H, (b) R<sup>114</sup>, (c) -C<sub>1-6</sub> alkyl-K-R<sup>114</sup>, (d) -C<sub>2-6</sub> alkenyl-K-R<sup>114</sup>, and

128 (e) -C<sub>2-6</sub> alkynyl-K-R<sup>114</sup>,

129 wherein any of (c)-(e) optionally is substituted with one or more R<sup>115</sup>  
 130 groups;

131 R<sup>114</sup>, at each occurrence, independently is selected from the group consisting of:

132 (a) H, (b) C<sub>1-6</sub> alkyl, (c) C<sub>2-6</sub> alkenyl, (d) C<sub>2-6</sub> alkynyl, (e) C<sub>6-10</sub> saturated,

133 unsaturated, or aromatic carbocycle, (f) 3-12 membered saturated, unsaturated, or

134 aromatic heterocycle containing one or more heteroatoms selected from the group

135 consisting of nitrogen, oxygen, and sulfur, (g) -C(O)-C<sub>1-6</sub> alkyl, (h) -C(O)-

136 C<sub>2-6</sub> alkenyl, (i) -C(O)-C<sub>2-6</sub> alkynyl, (j) -C(O)-C<sub>6-10</sub> saturated, unsaturated, or

137 aromatic carbocycle, (k) -C(O)-3-12 membered saturated, unsaturated, or

138 aromatic heterocycle containing one or more heteroatoms selected from the group

139 consisting of nitrogen, oxygen, and sulfur, (l) -C(O)O-C<sub>1-6</sub> alkyl, (m) -C(O)O-

140 C<sub>2-6</sub> alkenyl, (n) -C(O)O-C<sub>2-6</sub> alkynyl, (o) -C(O)O-C<sub>6-10</sub> saturated, unsaturated,

- 317 -

141 or aromatic carbocycle, (p)  $-C(O)O-$  3-12 membered saturated, unsaturated, or  
 142 aromatic heterocycle containing one or more heteroatoms selected from the group  
 143 consisting of nitrogen, oxygen, and sulfur, and (q)  $-C(O)NR^{116}R^{116}$ ,

144 wherein any of (b)–(p) optionally is substituted with one or more  $R^{115}$   
 145 groups, wherein one or more non-terminal carbon moieties of any of (b)–  
 146 (d) optionally is replaced with oxygen,  $S(O)_p$ , or  $-NR^{116}$ ,

147 alternatively,  $NR^{114}R^{114}$  forms a 3-7 membered saturated, unsaturated or aromatic ring  
 148 including the nitrogen atom to which the  $R^{114}$  groups are bonded and optionally one or more  
 149 moieties selected from the group consisting of O,  $S(O)_p$ , N, and  $NR^{118}$ ;

150  $R^{115}$  is selected from the group consisting of:

151 (a)  $R^{117}$ , (b)  $C_{1-8}$  alkyl, (c)  $C_{2-8}$  alkenyl, (d)  $C_{2-8}$  alkynyl, (e)  $C_{3-12}$  saturated,  
 152 unsaturated, or aromatic carbocycle, (f) 3-12 membered saturated, unsaturated, or  
 153 aromatic heterocycle containing one or more heteroatoms selected from the group  
 154 consisting of nitrogen, oxygen, and sulfur,

155 wherein any of (b)–(f) optionally is substituted with one or more  $R^{117}$   
 156 groups;

157  $R^{116}$ , at each occurrence, independently is selected from the group consisting of:

158 (a) H, (b)  $C_{1-6}$  alkyl, (c)  $C_{2-6}$  alkenyl, (d)  $C_{2-6}$  alkynyl, (e)  $C_{3-10}$  saturated,  
 159 unsaturated, or aromatic carbocycle, and (f) 3-10 membered saturated,  
 160 unsaturated, or aromatic heterocycle containing one or more heteroatoms selected  
 161 from the group consisting of nitrogen, oxygen, and sulfur,

162 wherein one or more non-terminal carbon moieties of any of (b)–(d)  
 163 optionally is replaced with oxygen,  $S(O)_p$ , or  $-NR^{114}$ , wherein any of (b)–  
 164 (f) optionally is substituted with one or more moieties selected from the  
 165 group consisting of:

166 (aa) carbonyl, (bb) formyl, (cc) F, (dd) Cl, (ee) Br, (ff) I, (gg) CN,  
 167 (hh)  $N_3$ , (ii)  $NO_2$ , (jj)  $OR^{118}$ , (kk)  $-S(O)_pR^{118}$ , (ll)  $-C(O)R^{118}$ , (mm)  
 168  $-C(O)OR^{118}$ , (nn)  $-OC(O)R^{118}$ , (oo)  $-C(O)NR^{118}R^{118}$ , (pp)  $-$   
 169  $OC(O)NR^{118}R^{118}$ , (qq)  $-C(=NR^{118})R^{118}$ , (rr)  $-C(R^{118})(R^{118})OR^{118}$ ,  
 170 (ss)  $-C(R^{118})_2OC(O)R^{118}$ , (tt)  $-C(R^{118})(OR^{118})(CH_2)_rNR^{118}R^{118}$ ,  
 171 (uu)  $-NR^{118}R^{118}$ , (vv)  $-NR^{118}OR^{118}$ , (ww)  $-NR^{118}C(O)R^{118}$ , (xx)  $-$   
 172  $NR^{118}C(O)OR^{118}$ , (yy)  $-NR^{118}C(O)NR^{118}R^{118}$ , (zz)  $-$

- 318 -

173 NR<sup>118</sup>S(O)<sub>r</sub>R<sup>118</sup>, (ab) -C(OR<sup>118</sup>)(OR<sup>118</sup>)R<sup>118</sup>, (ac) -  
 174 C(R<sup>118</sup>)<sub>2</sub>NR<sup>118</sup>R<sup>118</sup>, (ad) =NR<sup>118</sup>, (ae) -C(S)NR<sup>118</sup>R<sup>118</sup>, (af) -  
 175 NR<sup>118</sup>C(S)R<sup>118</sup>, (ag) -OC(S)NR<sup>118</sup>R<sup>118</sup>, (ah) -NR<sup>118</sup>C(S)OR<sup>118</sup>, (ai)  
 176 -NR<sup>118</sup>C(S)NR<sup>118</sup>R<sup>118</sup>, (aj) -SC(O)R<sup>118</sup>, (ak) C<sub>1-8</sub> alkyl, (al)  
 177 C<sub>2-8</sub> alkenyl, (am) C<sub>2-8</sub> alkynyl, (an) C<sub>1-8</sub> alkoxy, (ao) C<sub>1-8</sub>  
 178 alkylthio, (ap) C<sub>1-8</sub> acyl, (aq) saturated, unsaturated, or aromatic  
 179 C<sub>3-10</sub> carbocycle, and (ar) saturated, unsaturated, or aromatic 3-10  
 180 membered heterocycle containing one or more heteroatoms  
 181 selected from the group consisting of nitrogen, oxygen, and sulfur,  
 182 alternatively, NR<sup>116</sup>R<sup>116</sup> forms a 3-10 membered saturated, unsaturated or aromatic ring  
 183 including the nitrogen atom to which the R<sup>116</sup> groups are attached and optionally one or more  
 184 moieties selected from the group consisting of O, S(O)<sub>p</sub>, N, and NR<sup>118</sup>;  
 185 alternatively, CR<sup>116</sup>R<sup>116</sup> forms a carbonyl group;  
 186 R<sup>117</sup>, at each occurrence, is selected from the group consisting of:  
 187 (a) H, (b) =O, (c) F, (d) Cl, (e) Br, (f) I, (g) (CR<sup>116</sup>R<sup>116</sup>)<sub>r</sub>CF<sub>3</sub>, (h) (CR<sup>116</sup>R<sup>116</sup>)<sub>r</sub>CN,  
 188 (i) (CR<sup>116</sup>R<sup>116</sup>)<sub>r</sub>NO<sub>2</sub>, (j) (CR<sup>116</sup>R<sup>116</sup>)<sub>r</sub>NR<sup>116</sup>(CR<sup>116</sup>R<sup>116</sup>)<sub>t</sub>R<sup>119</sup>, (k) (CR<sup>116</sup>R<sup>116</sup>)<sub>r</sub>OR<sup>119</sup>,  
 189 (l) (CR<sup>116</sup>R<sup>116</sup>)<sub>r</sub>S(O)<sub>p</sub>(CR<sup>116</sup>R<sup>116</sup>)<sub>t</sub>R<sup>119</sup>, (m) (CR<sup>116</sup>R<sup>116</sup>)<sub>r</sub>C(O)(CR<sup>116</sup>R<sup>116</sup>)<sub>t</sub>R<sup>119</sup>,  
 190 (n) (CR<sup>116</sup>R<sup>116</sup>)<sub>r</sub>OC(O)(CR<sup>116</sup>R<sup>116</sup>)<sub>t</sub>R<sup>119</sup>, (o) (CR<sup>116</sup>R<sup>116</sup>)<sub>r</sub>SC(O)(CR<sup>116</sup>R<sup>116</sup>)<sub>t</sub>R<sup>119</sup>,  
 191 (p) (CR<sup>116</sup>R<sup>116</sup>)<sub>r</sub>C(O)O(CR<sup>116</sup>R<sup>116</sup>)<sub>t</sub>R<sup>119</sup>, (q) (CR<sup>116</sup>R<sup>116</sup>)<sub>r</sub>NR<sup>116</sup>C(O)(  
 192 CR<sup>116</sup>R<sup>116</sup>)<sub>t</sub>R<sup>119</sup>, (r) (CR<sup>116</sup>R<sup>116</sup>)<sub>r</sub>C(O)NR<sup>116</sup>(CR<sup>116</sup>R<sup>116</sup>)<sub>t</sub>R<sup>119</sup>, (s)  
 193 (CR<sup>116</sup>R<sup>116</sup>)<sub>r</sub>C(=NR<sup>116</sup>)(CR<sup>116</sup>R<sup>116</sup>)<sub>t</sub>R<sup>119</sup>,  
 194 (t) (CR<sup>116</sup>R<sup>116</sup>)<sub>r</sub>C(=NNR<sup>116</sup>R<sup>116</sup>)(CR<sup>116</sup>R<sup>116</sup>)<sub>t</sub>R<sup>119</sup>,  
 195 (u) (CR<sup>116</sup>R<sup>116</sup>)<sub>r</sub>C(=NNR<sup>116</sup>C(O)R<sup>116</sup>)(CR<sup>116</sup>R<sup>116</sup>)<sub>t</sub>R<sup>119</sup>,  
 196 (v) (CR<sup>116</sup>R<sup>116</sup>)<sub>r</sub>C(=NOR<sup>119</sup>)(CR<sup>116</sup>R<sup>116</sup>)<sub>t</sub>R<sup>119</sup>,  
 197 (w) (CR<sup>116</sup>R<sup>116</sup>)<sub>r</sub>NR<sup>116</sup>C(O)O(CR<sup>116</sup>R<sup>116</sup>)<sub>t</sub>R<sup>119</sup>,  
 198 (x) (CR<sup>116</sup>R<sup>116</sup>)<sub>r</sub>OC(O)NR<sup>116</sup>(CR<sup>116</sup>R<sup>116</sup>)<sub>t</sub>R<sup>119</sup>,  
 199 (y) (CR<sup>116</sup>R<sup>116</sup>)<sub>r</sub>NR<sup>116</sup>C(O)NR<sup>116</sup>(CR<sup>116</sup>R<sup>116</sup>)<sub>t</sub>R<sup>119</sup>,  
 200 (z) (CR<sup>116</sup>R<sup>116</sup>)<sub>r</sub>NR<sup>116</sup>S(O)<sub>p</sub>(CR<sup>116</sup>R<sup>116</sup>)<sub>t</sub>R<sup>119</sup>,  
 201 (aa) (CR<sup>116</sup>R<sup>116</sup>)<sub>r</sub>S(O)<sub>p</sub>NR<sup>116</sup>(CR<sup>116</sup>R<sup>116</sup>)<sub>t</sub>R<sup>119</sup>,  
 202 (bb) (CR<sup>116</sup>R<sup>116</sup>)<sub>r</sub>NR<sup>116</sup>S(O)<sub>p</sub>NR<sup>116</sup>(CR<sup>116</sup>R<sup>116</sup>)<sub>t</sub>R<sup>119</sup>, (cc) (CR<sup>116</sup>R<sup>116</sup>)<sub>r</sub>NR<sup>116</sup>R<sup>116</sup>,  
 203 (dd) C<sub>1-6</sub> alkyl, (ee) C<sub>2-6</sub> alkenyl, (ff) C<sub>2-6</sub> alkynyl, (gg) (CR<sup>116</sup>R<sup>116</sup>)<sub>r</sub>-C<sub>3-10</sub>  
 204 saturated, unsaturated, or aromatic carbocycle, and (hh) (CR<sup>116</sup>R<sup>116</sup>)<sub>r</sub>-3-10

- 319 -

205                   membered saturated, unsaturated, or aromatic heterocycle containing one or more  
206                   heteroatoms selected from the group consisting of nitrogen, oxygen, and sulfur,  
207                   wherein any of (dd)–(hh) optionally is substituted with one or more R<sup>119</sup>  
208                   groups;  
209                   alternatively, two R<sup>117</sup> groups may form –O(CH<sub>2</sub>)<sub>u</sub>O–;  
210                   R<sup>118</sup> is selected from the group consisting of:  
211                   (a) H, (b) C<sub>1-6</sub> alkyl, (c) C<sub>2-6</sub> alkenyl, (d) C<sub>2-6</sub> alkynyl, (e) C<sub>3-10</sub> saturated,  
212                   unsaturated, or aromatic carbocycle, (f) 3-10 membered saturated, unsaturated, or  
213                   aromatic heterocycle containing one or more heteroatoms selected from the group  
214                   consisting of nitrogen, oxygen, and sulfur, (g) –C(O)–C<sub>1-6</sub> alkyl, (h) –C(O)–  
215                   C<sub>1-6</sub> alkenyl, (g) –C(O)–C<sub>1-6</sub> alkynyl, (i) –C(O)–C<sub>3-10</sub> saturated, unsaturated, or  
216                   aromatic carbocycle, and (j) –C(O)–3-10 membered saturated, unsaturated, or  
217                   aromatic heterocycle containing one or more heteroatoms selected from the group  
218                   consisting of nitrogen, oxygen, and sulfur,  
219                   wherein any of (b)–(j) optionally is substituted with one or more moieties  
220                   selected from the group consisting of : (aa) H, (bb) F, (cc) Cl, (dd) Br, (ee)  
221                   I, (ff) CN, (gg) NO<sub>2</sub>, (hh) OH, (ii) NH<sub>2</sub>, (jj) NH(C<sub>1-6</sub> alky(l), (kk)  
222                   N(C<sub>1-6</sub> alky(l))<sub>2</sub>, (ll) C<sub>1-6</sub> alkoxy, (mm) aryl, (nn) substituted aryl, (oo)  
223                   heteroaryl, (pp) substituted heteroaryl, and (qq) C<sub>1-6</sub> alkyl, optionally  
224                   substituted with one or more moieties selected from the group consisting  
225                   of aryl, substituted aryl, heteroaryl, substituted heteroaryl, F, Cl, Br, I, CN,  
226                   NO<sub>2</sub>, and OH;  
227                   R<sup>119</sup>, at each occurrence, independently is selected from the group consisting of:  
228                   (a) R<sup>120</sup>, (b) C<sub>1-6</sub> alkyl, (c) C<sub>2-6</sub> alkenyl, (d) C<sub>2-6</sub> alkynyl, (e) C<sub>3-10</sub> saturated,  
229                   unsaturated, or aromatic carbocycle, and (f) 3-10 membered saturated,  
230                   unsaturated, or aromatic heterocycle containing one or more heteroatoms selected  
231                   from the group consisting of nitrogen, oxygen, and sulfur,  
232                   wherein any of (b)–(f) optionally is substituted with one or more R<sup>119</sup>  
233                   groups;  
234                   R<sup>120</sup>, at each occurrence, independently is selected from the group consisting of:

- 320 -

- 235 (a) H, (b) =O, (c) F, (d) Cl, (e) Br, (f) I, (g)  $(\text{CR}^{116}\text{R}^{116})_r\text{CF}_3$ , (h)  $(\text{CR}^{116}\text{R}^{116})_r\text{CN}$ ,  
 236 (i)  $(\text{CR}^{116}\text{R}^{116})_r\text{NO}_2$ , (j)  $(\text{CR}^{116}\text{R}^{116})_r\text{NR}^{116}\text{R}^{116}$ , (k)  $(\text{CR}^{116}\text{R}^{116})_r\text{OR}^{114}$ ,  
 237 (l)  $(\text{CR}^{116}\text{R}^{116})_r\text{S(O)}_p\text{R}^{116}$ , (m)  $(\text{CR}^{116}\text{R}^{116})_r\text{C(O)}\text{R}^{116}$ , (n)  $(\text{CR}^{116}\text{R}^{116})_r\text{C(O)}\text{OR}^{116}$ ,  
 238 (o)  $(\text{CR}^{116}\text{R}^{116})_r\text{OC(O)}\text{R}^{116}$ , (p)  $(\text{CR}^{116}\text{R}^{116})_r\text{NR}^{116}\text{C(O)}\text{R}^{116}$ ,  
 239 (q)  $(\text{CR}^{116}\text{R}^{116})_r\text{C(O)}\text{NR}^{116}\text{R}^{116}$ , (r)  $(\text{CR}^{116}\text{R}^{116})_r\text{C(=NR}^{116})\text{R}^{116}$ ,  
 240 (s)  $(\text{CR}^{116}\text{R}^{116})_r\text{NR}^{116}\text{C(O)}\text{NR}^{116}\text{R}^{116}$ , (t)  $(\text{CR}^{116}\text{R}^{116})_r\text{NR}^{116}\text{S(O)}_p\text{R}^{116}$ ,  
 241 (u)  $(\text{CR}^{116}\text{R}^{116})_r\text{S(O)}_p\text{NR}^{116}\text{R}^{116}$ , (v)  $(\text{CR}^{116}\text{R}^{116})_r\text{NR}^{116}\text{S(O)}_p\text{NR}^{116}\text{R}^{116}$ ,  
 242 (w)  $\text{C}_{1-6}$  alkyl, (x)  $\text{C}_{2-6}$  alkenyl, (y)  $\text{C}_{2-6}$  alkynyl, (z)  $(\text{CR}^{116}\text{R}^{116})_r\text{-C}_{3-10}$  saturated,  
 243 unsaturated, or aromatic carbocycle, and (aa)  $(\text{CR}^{116}\text{R}^{116})_r\text{-3-10}$  membered  
 244 saturated, unsaturated, or aromatic heterocycle containing one or more  
 245 heteroatoms selected from the group consisting of nitrogen, oxygen, and sulfur,  
 246 wherein any of (w)–(aa) optionally is substituted with one or more  
 247 moieties selected from the group consisting of  $\text{R}^{116}$ , F, Cl, Br, I, CN,  $\text{NO}_2$ ,  
 248  $-\text{OR}^{116}$ ,  $-\text{NH}_2$ ,  $-\text{NH}(\text{C}_{1-6}$  alkyl),  $-\text{N}(\text{C}_{1-6}$  alkyl) $_2$ ,  $\text{C}_{1-6}$  alkoxy,  
 249  $\text{C}_{1-6}$  alkylthio, and  $\text{C}_{1-6}$  acyl;
- 250  $\text{R}^{121}$ , at each occurrence, independently is selected from the group consisting of:  
 251 (a) H, (b)  $-\text{OR}^{118}$ , (c)  $-\text{O}-\text{C}_{1-6}$  alkyl- $\text{OC(O)}\text{R}^{118}$ , (d)  $-\text{O}-\text{C}_{1-6}$  alkyl- $\text{OC(O)}\text{OR}^{118}$ ,  
 252 (e)  $-\text{O}-\text{C}_{1-6}$  alkyl- $\text{OC(O)}\text{NR}^{118}\text{R}^{118}$ , (f)  $-\text{O}-\text{C}_{1-6}$  alkyl- $\text{C(O)}\text{NR}^{118}\text{R}^{118}$ , (g)  $-\text{O}-$   
 253  $\text{C}_{1-6}$  alkyl- $\text{NR}^{118}\text{C(O)}\text{R}^{118}$ , (h)  $-\text{O}-\text{C}_{1-6}$  alkyl- $\text{NR}^{118}\text{C(O)}\text{OR}^{118}$ , (i)  $-\text{O}-\text{C}_{1-6}$  alkyl-  
 254  $\text{NR}^{118}\text{C(O)}\text{NR}^{118}\text{R}^{118}$ , (j)  $-\text{O}-\text{C}_{1-6}$  alkyl- $\text{NR}^{118}\text{C(=N(H))NR}^{118}\text{R}^{118}$ , (k)  $-\text{O}-$   
 255  $\text{C}_{1-6}$  alkyl- $\text{S(O)}_p\text{R}^{118}$ , (l)  $-\text{O}-\text{C}_{2-6}$  alkenyl- $\text{OC(O)}\text{R}^{118}$ , (m)  $-\text{O}-\text{C}_{2-6}$  alkenyl-  
 256  $\text{OC(O)}\text{OR}^{118}$ , (n)  $-\text{O}-\text{C}_{2-6}$  alkenyl- $\text{OC(O)}\text{NR}^{118}\text{R}^{118}$ , (o)  $-\text{O}-\text{C}_{2-6}$  alkenyl-  
 257  $\text{C(O)}\text{NR}^{118}\text{R}^{118}$ , (p)  $-\text{O}-\text{C}_{2-6}$  alkenyl- $\text{NR}^{118}\text{C(O)}\text{R}^{118}$ , (q)  $-\text{O}-\text{C}_{2-6}$  alkenyl-  
 258  $\text{NR}^{118}\text{C(O)}\text{OR}^{118}$ , (r)  $-\text{O}-\text{C}_{2-6}$  alkenyl- $\text{NR}^{118}\text{C(O)}\text{NR}^{118}\text{R}^{118}$ , (s)  $-\text{O}-\text{C}_{2-6}$  alkenyl-  
 259  $\text{NR}^{118}\text{C(=N(H))NR}^{118}\text{R}^{118}$ , (t)  $-\text{O}-\text{C}_{2-6}$  alkenyl- $\text{S(O)}_p\text{R}^{118}$ ,  
 260 (u)  $-\text{O}-\text{C}_{2-6}$  alkynyl- $\text{OC(O)}\text{R}^{118}$ , (v)  $-\text{O}-\text{C}_{2-6}$  alkynyl- $\text{OC(O)}\text{OR}^{118}$ ,  
 261 (w)  $-\text{O}-\text{C}_{2-6}$  alkynyl- $\text{OC(O)}\text{NR}^{118}\text{R}^{118}$ , (x)  $-\text{O}-\text{C}_{2-6}$  alkynyl- $\text{C(O)}\text{NR}^{118}\text{R}^{118}$ , (y)  $-\text{O}-$   
 262  $\text{C}_{2-6}$  alkynyl- $\text{NR}^{118}\text{C(O)}\text{R}^{118}$ , (z)  $-\text{O}-\text{C}_{2-6}$  alkynyl- $\text{NR}^{118}\text{C(O)}\text{OR}^{118}$ , (aa)  $-\text{O}-$   
 263  $\text{C}_{2-6}$  alkynyl- $\text{NR}^{118}\text{C(O)}\text{NR}^{118}\text{R}^{118}$ ,  
 264 (bb)  $-\text{O}-\text{C}_{2-6}$  alkynyl- $\text{NR}^{118}\text{C(=N(H))NR}^{118}\text{R}^{118}$ , (cc)  $-\text{O}-\text{C}_{2-6}$  alkynyl- $\text{S(O)}_p\text{R}^{118}$ ;  
 265 and (dd)  $-\text{NR}^{118}\text{R}^{118}$ ;

- 321 -

266 alternatively, two  $R^{121}$  groups taken together form  $=O$ ,  $=NOR^{118}$ , or  $=NNR^{118}R^{118}$ ;  
267  $R^{122}$  is  $R^{115}$ ;  
268  $R^{123}$  is selected from the group consisting of:  
269 (a)  $R^{116}$ , (b) F, (c) Cl, (d) Br, (e) I, (f) CN, (g)  $NO_2$ , and (h)  $-OR^{114}$ ;  
270 alternatively,  $R^{122}$  and  $R^{123}$  taken together are  $-O(CH_2)_uO-$ ;  
271  $R^{124}$ , at each occurrence, independently is selected from the group consisting of:  
272 (a) H, (b) F, (c) Cl, (d) Br, (e) I, (f) CN, (g)  $-OR^{114}$ , (h)  $-NO_2$ , (i)  $-NR^{114}R^{114}$ , (j)  
273  $C_{1-6}$  alkyl, (k)  $C_{1-6}$  acyl, and (l)  $C_{1-6}$  alkoxy;  
274  $R^{125}$  is selected from the group consisting of:  
275 (a)  $C_{1-6}$  alkyl, (b)  $C_{2-6}$  alkenyl, (c)  $C_{2-6}$  alkynyl, (d)  $C_{1-6}$  acyl, (e)  $C_{1-6}$  alkoxy,  
276 (f)  $C_{1-6}$  alkylthio, (g) saturated, unsaturated, or aromatic  $C_{5-10}$  carbocycle,  
277 (h) saturated, unsaturated, or aromatic 5-10 membered heterocycle containing one  
278 or more heteroatoms selected from the group consisting of nitrogen, oxygen, and  
279 sulfur, (i)  $-O-C_{1-6}$  alkyl-saturated, unsaturated, or aromatic 5-10 membered  
280 heterocycle containing one or more heteroatoms selected from the group  
281 consisting of nitrogen, oxygen, and sulfur, (j)  $-NR^{114}-C_{1-6}$  alkyl-saturated,  
282 unsaturated, or aromatic 5-10 membered heterocycle containing one or more  
283 heteroatoms selected from the group consisting of nitrogen, oxygen, and sulfur,  
284 (k) saturated, unsaturated, or aromatic 10-membered bicyclic ring system  
285 optionally containing one or more heteroatoms selected from the group consisting  
286 of nitrogen, oxygen, and sulfur, (l) saturated, unsaturated, or aromatic 13-  
287 membered tricyclic ring system optionally containing one or more heteroatoms  
288 selected from the group consisting of nitrogen, oxygen, and sulfur, (m)  $-OR^{114}$ ,  
289 (n)  $-NR^{114}R^{114}$ , (o)  $-S(O)_pR^{114}$ , and (p)  $-R^{124}$ ,  
290 wherein any of (a)-(l) optionally is substituted with one or more  $R^{115}$   
291 groups;  
292 alternatively,  $R^{125}$  and one  $R^{124}$  group, taken together with the atoms to which they are  
293 bonded, form a 5-7 membered saturated or unsaturated carbocycle, optionally substituted with  
294 one or more  $R^{115}$  groups; or a 5-7 membered saturated or unsaturated heterocycle containing one  
295 or more atoms selected from the group consisting of nitrogen, oxygen, and sulfur, and optionally  
296 substituted with one or more  $R^{115}$  groups;  
297  $R^{126}$  at each occurrence, independently is selected from the group consisting of:

- 322 -

298 (a) hydrogen, (b) an electron-withdrawing group, (c) aryl, (d) substituted aryl,  
 299 (e) heteroaryl, (f) substituted heteroaryl, and (g) C<sub>1-6</sub> alkyl, optionally substituted  
 300 with one or more R<sup>115</sup> groups;

301 alternatively, any R<sup>126</sup> and any R<sup>123</sup>, taken together with the atoms to which they are  
 302 bonded, form a 5-7 membered saturated or unsaturated carbocycle, optionally substituted with  
 303 one or more R<sup>115</sup> groups; or a 5-7 membered saturated or unsaturated heterocycle containing one  
 304 or more atoms selected from the group consisting of nitrogen, oxygen, and sulfur, and optionally  
 305 substituted with one or more R<sup>115</sup> groups;

306 R<sup>109</sup> is H or F;

307 R<sup>127</sup> is R<sup>114</sup>, a monosaccharide or disaccharide (including amino sugars and halo sugar(s),

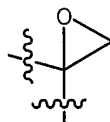
308  $-(\text{CH}_2)_n-(\text{O}-\text{CH}_2\text{CH}_2-)_m-\text{O}(\text{CH}_2)_p\text{CH}_3$  or  $-(\text{CH}_2)_n-(\text{O}-\text{CH}_2\text{CH}_2-)_m-\text{OH}$

309 R<sup>128</sup> is R<sup>114</sup>

310 R<sup>129</sup> is R<sup>114</sup>

311 R<sup>110</sup> is R<sup>114</sup>

312 Alternatively, R<sup>109</sup> and R<sup>110</sup> taken together with the carbons to which they are attached  
 313 form:



314 Alternately, R<sup>128</sup> and R<sup>129</sup> together with the carbons to which they are attached form a 3-6  
 315 membered saturated, unsaturated or aromatic carbocyclic or heterocyclic ring which may  
 316 optionally be substituted with one or more R<sup>114</sup> groups;

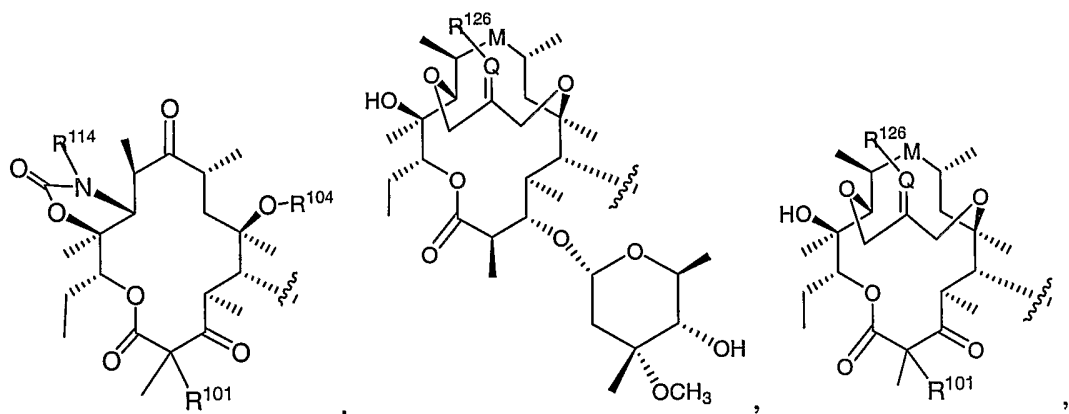
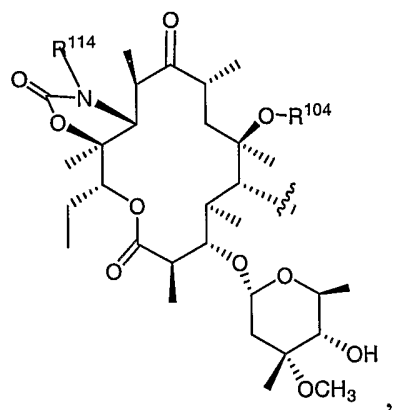
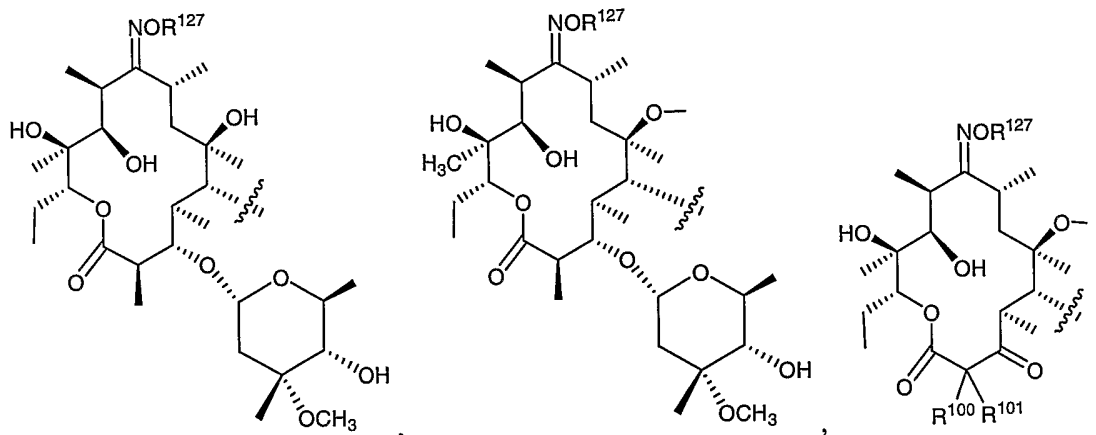
318

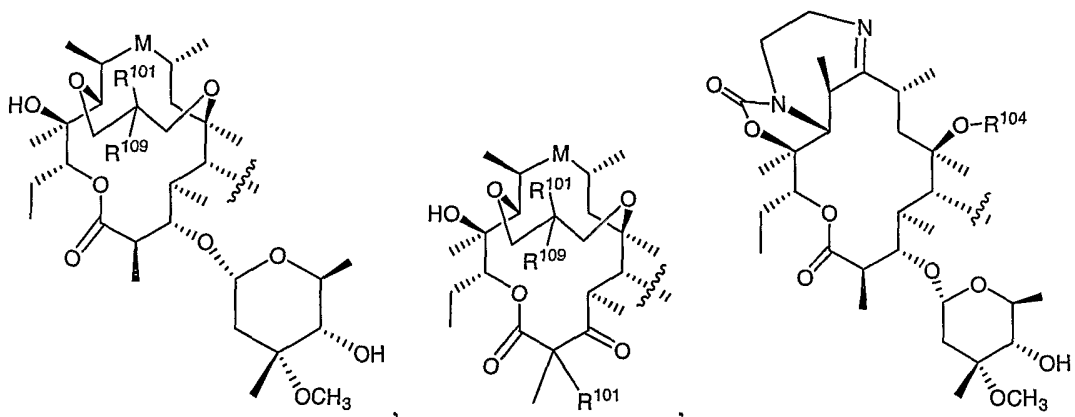
319 m, at each occurrence is 0, 1, 2, 3, 4, or 5;

320 n, at each occurrence is 1, 2, or 3.

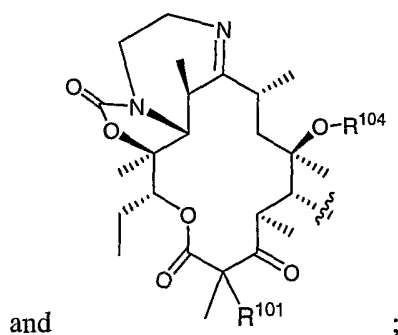
1 14. A compound according to any one of claims 1-13, wherein T is a macrolide  
 2 selected from the group consisting of:







12  
13



14  
15  
16

or an *N*-oxide pharmaceutically acceptable salt, ester, or prodrug thereof,

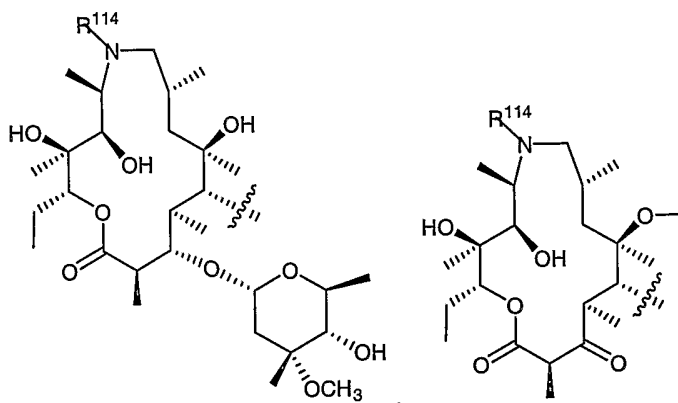
wherein M, R<sup>100</sup>, R<sup>101</sup>, R<sup>102</sup>, R<sup>104</sup>, R<sup>109</sup>, R<sup>114</sup>, R<sup>126</sup> and R<sup>127</sup> are as described in claim 13.

19

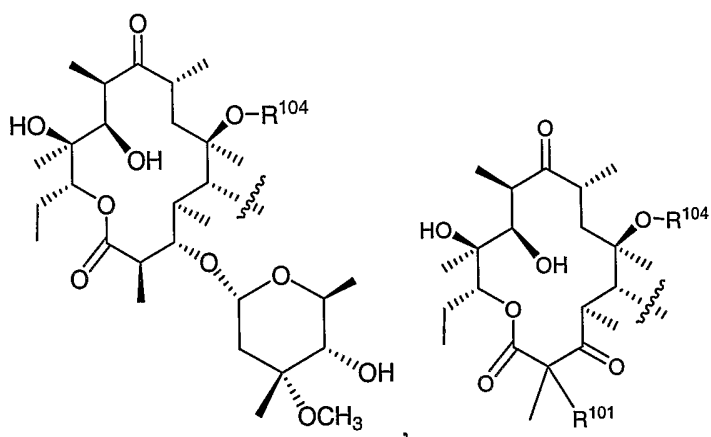
16. A compound according to any one of claims 1-15, wherein T is a macrolide selected from the group consisting of:

2

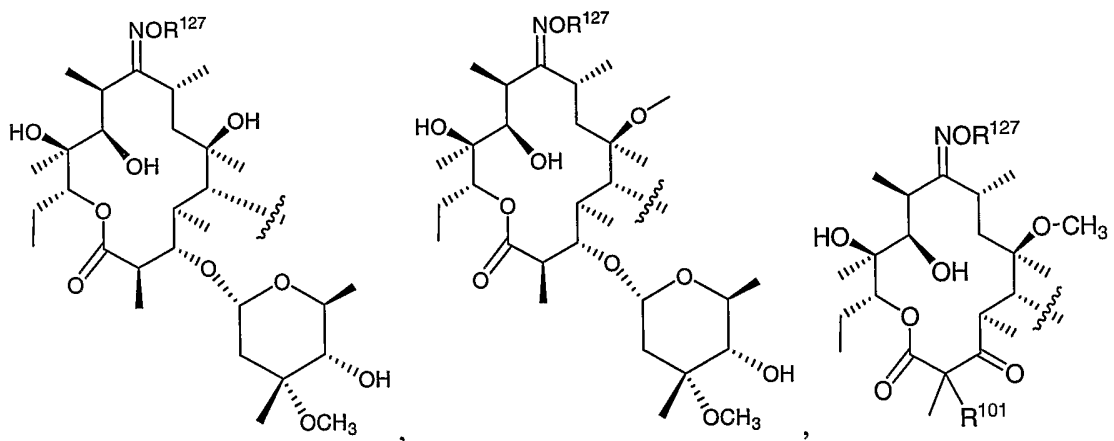
3  
4



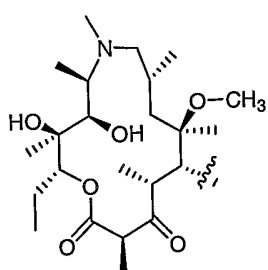
5  
6



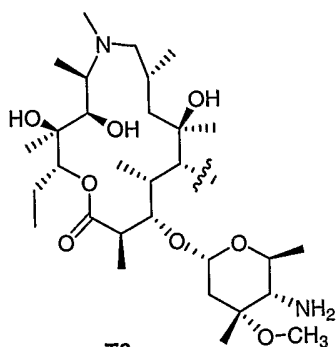
7  
8



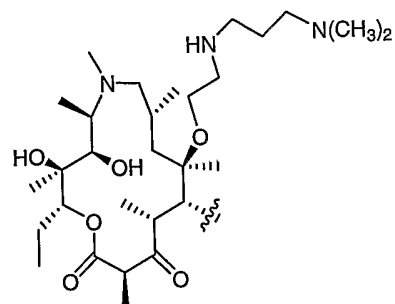




T7

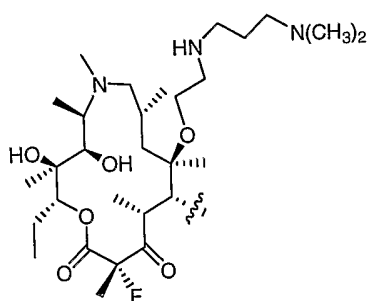


T8

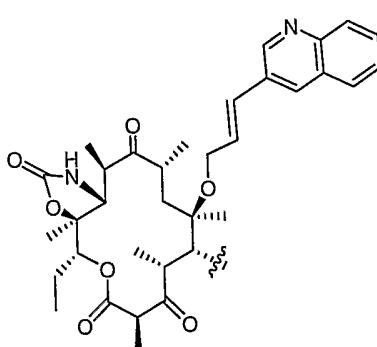


T9

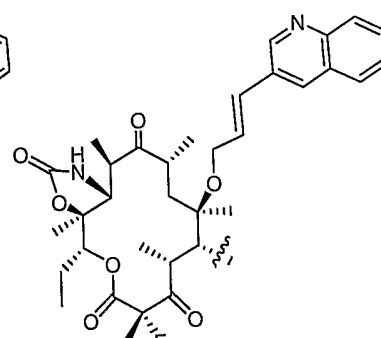
9  
10



T10

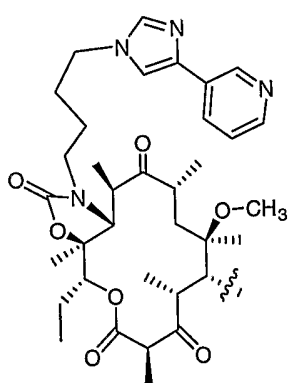


T11

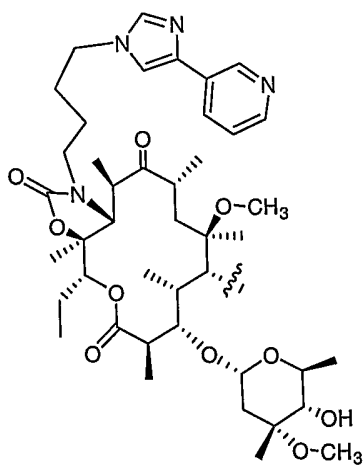


T12

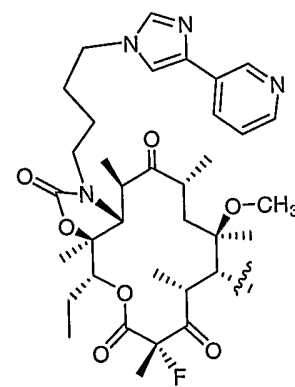
11  
12  
13



T13

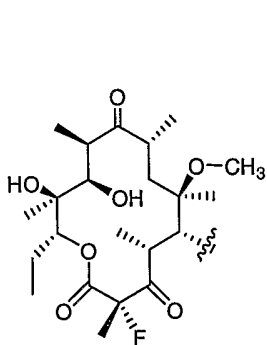


T14

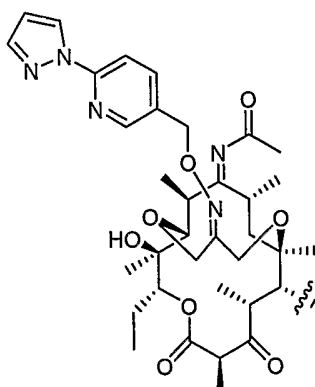


T15

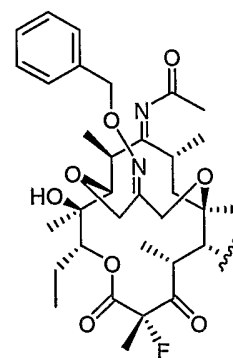
14  
15  
16



T16

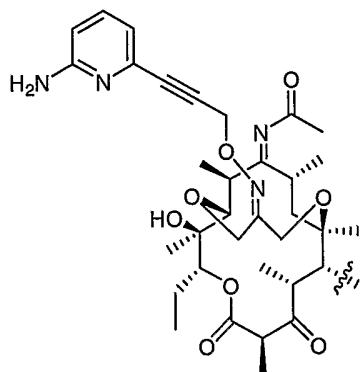


T17

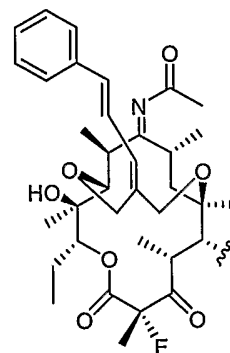


T18

17  
18

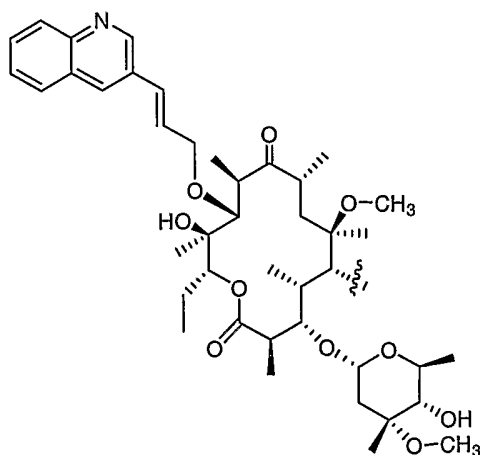


T19

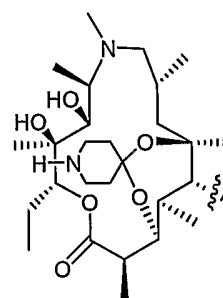


T20

19  
20  
21

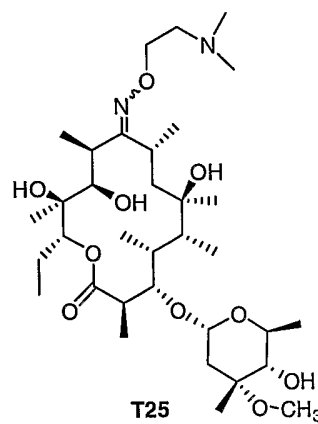
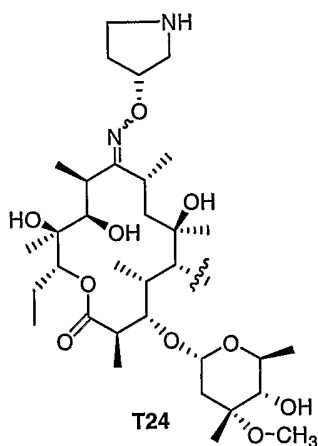
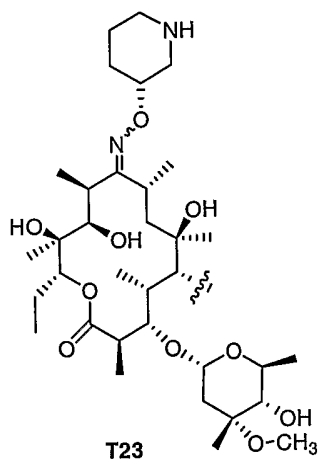


T21

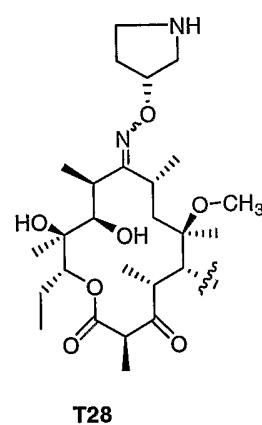
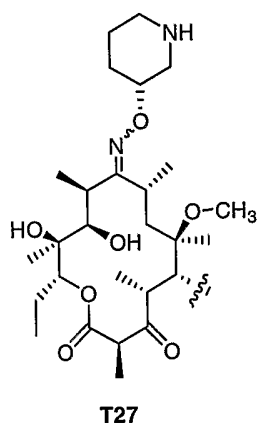
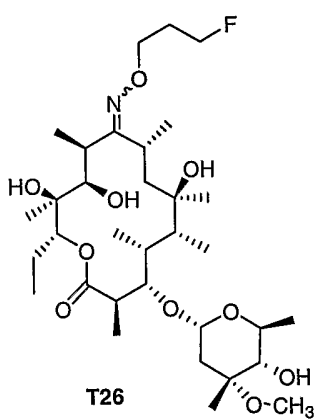


T22 ;

22  
23

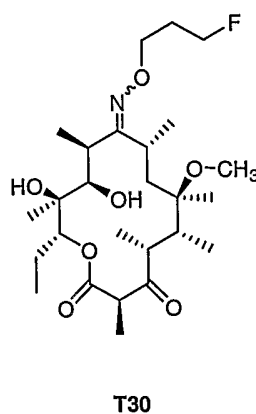
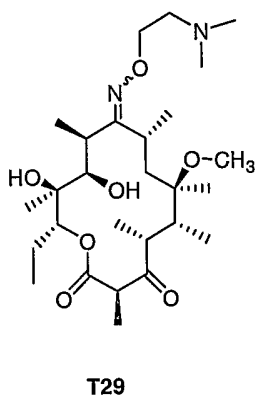


24



25

26



27

28



- 332 -

1           27.    A method of treating a gastrointestinal motility disorder in a mammal comprising  
2 administering to the mammal an effective amount of a compound according to any one of claims  
3 1-18.

1           28.    A method of treating or preventing a disease state in a mammal caused or  
2 mediated by a nonsense or missense mutation comprising administering to a mammal in need  
3 thereof an effective amount of a compound according to any one of claims 1-18 to suppress  
4 expression of the nonsense or missense mutation.

1           29.    The method according to any one of claims 20-26 wherein the compound is  
2 administered orally, parentally, or topically.

1           30.    A method of synthesizing a compound according to any of claims 1-18.

1           31.    A medical device containing a compound according to any one of claims 1-18.

1           32.    The medical device according to claim 31, wherein the device is a stent.