



(12) **DEMANDE DE BREVET CANADIEN
CANADIAN PATENT APPLICATION**

(13) **A1**

(86) Date de dépôt PCT/PCT Filing Date: 2020/10/15
(87) Date publication PCT/PCT Publication Date: 2021/04/22
(85) Entrée phase nationale/National Entry: 2022/03/28
(86) N° demande PCT/PCT Application No.: US 2020/055669
(87) N° publication PCT/PCT Publication No.: 2021/076688
(30) Priorité/Priority: 2019/10/16 (US62/915,771)

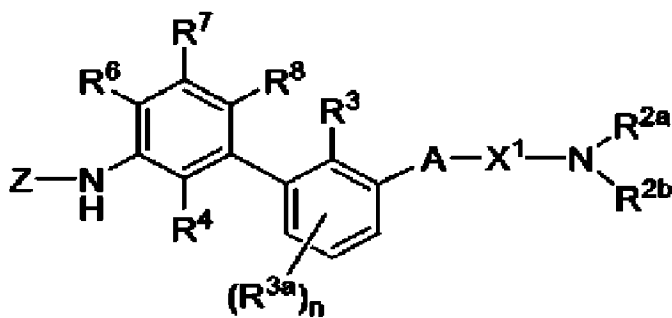
(51) Cl.Int./Int.Cl. *A61K 31/42* (2006.01),
C07D 263/02 (2006.01), *C07D 263/30* (2006.01)

(71) Demandeur/Applicant:
CHEMOCENTRYX, INC., US

(72) Inventeurs/Inventors:
FAN, PINGCHEN, US;
LANGE, CHRISTOPHER W., US;
LUI, REBECCA M., US;
MCMURTRIE, DARREN J., US;
SCAMP, RYAN J., US;
YANG, JU, US;
ZENG, YIBIN, US;
ZHANG, PENGLIE, US

(74) Agent: GOWLING WLG (CANADA) LLP

(54) Titre : HETEROARYL-BIPHENYLAMINES POUR LE TRAITEMENT DE MALADIES PD-L1
(54) Title: HETEROARYL-BIPHENYL AMINES FOR THE TREATMENT OF PD-L1 DISEASES



(I)

(57) **Abrégé/Abstract:**

Compounds are provided that are useful as immunomodulators. The compounds have the Formula (I) including stereoisomers and pharmaceutically acceptable salts thereof, wherein R^{2a}, R^{2b}, R³, R^{3a}, R⁴, R⁶, R⁷, R⁸, A, Z, X¹ and n are as defined herein. Methods associated with preparation and use of such compounds, as well as pharmaceutical compositions comprising such compounds, are also disclosed.

Date Submitted: 2022/03/28

CA App. No.: 3152714

Abstract:

Compounds are provided that are useful as immunomodulators. The compounds have the Formula (I) including stereoisomers and pharmaceutically acceptable salts thereof, wherein R^{2a} , R^{2b} , R^3 , R^{3a} , R^4 , R^6 , R^7 , R^8 , A, Z, X^1 and n are as defined herein. Methods associated with preparation and use of such compounds, as well as pharmaceutical compositions comprising such compounds, are also disclosed.

HETEROARYL-BIPHENYL AMINES FOR THE TREATMENT OF PD-L1 DISEASES**CROSS-REFERENCES TO RELATED APPLICATIONS**

- 5 [0001] This application claims the benefit of priority under 35 U.S.C § 119(e) to U.S. Provisional Application Serial Nos. 62/915,771 filed October 16, 2019, the disclosure is incorporated herein by reference in its entirety.

**STATEMENT AS TO RIGHTS TO INVENTIONS MADE UNDER
FEDERALLY SPONSORED RESEARCH AND DEVELOPMENT**

- 10 [0002] NOT APPLICABLE

**REFERENCE TO A "SEQUENCE LISTING," A TABLE, OR A COMPUTER
PROGRAM LISTING APPENDIX SUBMITTED ON A COMPACT DISK**

- [0003] NOT APPLICABLE

BACKGROUND OF THE DISCLOSURE

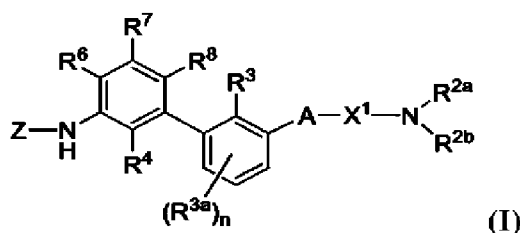
- 15 [0004] Programmed cell death protein -1 (PD-1) is a member of the CD28 superfamily that delivers negative signals upon interaction with its two ligands, PD-L1 or PD-L2. PD-1 and its ligands are broadly expressed and exert a wide range of immunoregulatory roles in T cell activation and tolerance. PD-1 and its ligands are involved in attenuating infectious immunity and tumor immunity, and facilitating chronic infection and tumor progression.
- 20 [0005] Modulation of the PD-1 pathway has therapeutic potential in various human diseases (Hyun-Tak Jin et al., *Curr Top Microbiol Immunol.* (2011); 350:17-37). Blockade of the PD-1 pathway has become an attractive target in cancer therapy. Therapeutic antibodies that block the programmed cell death protein -1 (PD-1) immune checkpoint pathway prevent T-cell down regulation and promote immune responses against cancer. Several PD-1 pathway inhibitors have
- 25 shown robust activity in various phases of clinical trials (RD Harvey, *Clinical Pharmacology and Therapeutics* (2014); 96(2), 214-223).
- [0006] Agents that block the interaction of PD-L1 with either PD-1 or CD80 are desired. Some antibodies have been developed and commercialized. A few patent applications disclosing

non-peptidic small molecules have been published (WO 2015/160641, WO 2015/034820, and WO 2017/066227 and WO2018/009505 from BMS; WO 2015/033299 and WO 2015/033301 from Aurigene; WO 2017/070089, US 2017/0145025, WO 2017/106634, US2017/0174679, WO2017/192961, WO2017/222976, WO2017/205464, WO2017/112730, WO2017/041899 and
 5 WO2018/013789 from Incyte, WO2018/006795 from Maxinovel and WO2018/005374 from us, ChemoCentryx). However there is still a need for alternative compounds such as small molecules as inhibitors of PD-L1, and which may have advantageous characteristics in term of oral administration, stability, bioavailability, therapeutic index, and toxicity.

10

BRIEF SUMMARY OF THE DISCLOSURE

[0007] In one aspect, provided herein are compounds having Formula (I):



or a pharmaceutically acceptable salt, prodrug or bioisostere thereof; wherein A, Z, X¹, R^{2a}, R^{2b}, R³, R^{3a}, R⁴, R⁶, R⁷, R⁸, and the subscript n are as defined herein.

15

[0008] In addition to the compounds provided herein, the present disclosure further provides pharmaceutical compositions containing one or more of these compounds, as well as methods associated with preparation and use of such compounds. In some embodiments, the compounds are used in therapeutic methods to treat diseases associated with the PD-1/PD-L1 pathway.

BRIEF DESCRIPTION OF THE DRAWINGS

20

[0009] NOT APPLICABLE

DETAILED DESCRIPTION OF THE DISCLOSURE

Abbreviation and Definitions

[0010] The terms “a,” “an,” or “the” as used herein not only include aspects with one member, but also include aspects with more than one member. For instance, the singular forms “a,” “an,”
5 and “the” include plural referents unless the context clearly dictates otherwise. Thus, for example, reference to “a cell” includes a plurality of such cells and reference to “the agent” includes reference to one or more agents known to those skilled in the art, and so forth.

[0011] The terms “about” and “approximately” shall generally mean an acceptable degree of error for the quantity measured given the nature or precision of the measurements. Typical,
10 exemplary degrees of error are within 20 percent (%), preferably within 10%, and more preferably within 5% of a given value or range of values. Alternatively, and particularly in biological systems, the terms “about” and “approximately” may mean values that are within an order of magnitude, preferably within 5-fold and more preferably within 2-fold of a given value. Numerical quantities given herein are approximate unless stated otherwise, meaning that the
15 term “about” or “approximately” can be inferred when not expressly stated.

[0012] The term “alkyl”, by itself or as part of another substituent, means, unless otherwise stated, a straight or branched chain hydrocarbon group, having the number of carbon atoms designated (*i.e.* C₁₋₈ means one to eight carbons). Examples of alkyl groups include methyl, ethyl, *n*-propyl, isopropyl, *n*-butyl, *t*-butyl, isobutyl, *sec*-butyl, *n*-pentyl, *n*-hexyl, *n*-heptyl, *n*-
20 octyl, and the like. The term “alkenyl” refers to an unsaturated alkyl group having one or more double bonds. Similarly, the term “alkynyl” refers to an unsaturated alkyl group having one or more triple bonds. Examples of alkenyl groups include vinyl, 2-propenyl, crotyl, 2-isopentenyl, 2-(butadienyl), 2,4-pentadienyl and 3-(1,4-pentadienyl). Examples of alkynyl groups include ethynyl, 1- and 3-propynyl, 3-butynyl, and the higher homologs and isomers. The term
25 “cycloalkyl” refers to hydrocarbon rings having the indicated number of ring atoms (*e.g.*, C₃₋₆ cycloalkyl) and being fully saturated or having no more than one double bond between ring vertices. “Cycloalkyl” is also meant to refer to bicyclic and polycyclic hydrocarbon rings such as, for example, bicyclo[2.2.1]heptane, bicyclo[2.2.2]octane, etc. The bicyclic or polycyclic rings may be fused, bridged, spiro or a combination thereof. The term “heterocycloalkyl” or

“heterocyclyl” refers to a cycloalkyl group that contain from one to five heteroatoms selected from N, O, and S, wherein the nitrogen and sulfur atoms are optionally oxidized, and the nitrogen atom(s) are optionally quaternized. The heterocycloalkyl may be a monocyclic, a bicyclic or a polycyclic ring system. The bicyclic or polycyclic rings may be fused, bridged, spiro or a combination thereof. It is understood that the recitation for C₄₋₁₂ heterocyclyl, refers to a group having from 4 to 12 ring members where at least one of the ring members is a heteroatom. Non limiting examples of heterocycloalkyl groups include pyrrolidine, imidazolidine, pyrazolidine, butyrolactam, valerolactam, imidazolidinone, tetrazolone, hydantoin, dioxolane, phthalimide, piperidine, 1,4-dioxane, morpholine, thiomorpholine, thiomorpholine-S-oxide, thiomorpholine-S,S-oxide, piperazine, pyran, pyridone, 3-pyrroline, thiopyran, pyrone, tetrahydrofuran, tetrahydrothiophene, quinuclidine, and the like. A heterocycloalkyl group can be attached to the remainder of the molecule through a ring carbon or a heteroatom.

[0013] The term "alkylene" by itself or as part of another substituent means a divalent group derived from an alkane, as exemplified by -CH₂CH₂CH₂CH₂-. An alkylene group can be linear or branched. An examples of the latter are -CH₂C(CH₃)₂CH₂-, -CH₂C(CH₃)₂- or -CH(CH₃)CH₂CH₂-. Typically, an alkyl (or alkylene) group will have from 1 to 12 carbon atoms, with those groups having 8 or fewer carbon atoms being preferred in the present disclosure. Similarly, "alkenylene" and "alkynylene" refer to the unsaturated forms of "alkylene" having double or triple bonds, respectively.

[0014] The term “heteroalkyl,” by itself or in combination with another term, means, unless otherwise stated, a stable straight or branched chain, or cyclic hydrocarbon group, or combinations thereof, consisting of the stated number of carbon atoms and from one to three heteroatoms selected from the group consisting of O, N, Si and S, and wherein the nitrogen and sulfur atoms may optionally be oxidized and the nitrogen heteroatom may optionally be quaternized. The heteroatom(s) O, N and S may be placed at any interior position of the heteroalkyl group. The heteroatom Si may be placed at any position of the heteroalkyl group, including the position at which the alkyl group is attached to the remainder of the molecule. Examples include -CH₂-CH₂-O-CH₃, -CH₂-CH₂-NH-CH₃, -CH₂-CH₂-N(CH₃)-CH₃, -CH₂-S-CH₂-CH₃, -CH₂-CH₂-S(O)-CH₃, -CH₂-CH₂-S(O)₂-CH₃, -CH=CH-O-CH₃, -Si(CH₃)₃, -CH₂-CH=N-OCH₃, and -CH=CH-N(CH₃)-CH₃. Up to two heteroatoms may be consecutive, such as, for

example, $-\text{CH}_2\text{-NH-OCH}_3$ and $-\text{CH}_2\text{-O-Si(CH}_3)_3$. Similarly, the terms "heteroalkenyl" and "heteroalkynyl" by itself or in combination with another term, means, unless otherwise stated, an alkenyl group or alkynyl group, respectively, that contains the stated number of carbons and having from one to three heteroatoms selected from the group consisting of O, N, Si and S, and wherein the nitrogen and sulfur atoms may optionally be oxidized and the nitrogen heteroatom may optionally be quaternized. The heteroatom(s) O, N and S may be placed at any interior position of the heteroalkyl group.

[0015] The term "heteroalkylene" by itself or as part of another substituent means a divalent group, saturated or unsaturated or polyunsaturated, derived from heteroalkyl, as exemplified by $-\text{CH}_2\text{-CH}_2\text{-S-CH}_2\text{CH}_2-$ and $-\text{CH}_2\text{-S-CH}_2\text{-CH}_2\text{-NH-CH}_2-$, $-\text{O-CH}_2\text{-CH=CH-}$, $-\text{CH}_2\text{-CH=C(H)CH}_2\text{-O-CH}_2-$ and $-\text{S-CH}_2\text{-C}\equiv\text{C-}$. For heteroalkylene groups, heteroatoms can also occupy either or both of the chain termini (*e.g.*, alkyleneoxy, alkylenedioxy, alkyleneamino, alkylenediamino, and the like).

[0016] The terms "alkoxy," "alkylamino" and "alkylthio" (or thioalkoxy) are used in their conventional sense, and refer to those alkyl groups attached to the remainder of the molecule via an oxygen atom, an amino group, or a sulfur atom, respectively. Additionally, for dialkylamino groups, the alkyl portions can be the same or different and can also be combined to form a 3-7 membered ring with the nitrogen atom to which each is attached. Accordingly, a group represented as $-\text{NR}^a\text{R}^b$ is meant to include piperidinyl, pyrrolidinyl, morpholinyl, azetidiny and the like.

[0017] The terms "halo" or "halogen," by themselves or as part of another substituent, mean, unless otherwise stated, a fluorine, chlorine, bromine, or iodine atom. Additionally, terms such as "haloalkyl," are meant to include monohaloalkyl and polyhaloalkyl. For example, the term "C₁₋₄ haloalkyl" is meant to include trifluoromethyl, 2,2,2-trifluoroethyl, 4-chlorobutyl, 3-bromopropyl, and the like.

[0018] The term "hydroxyalkyl" or "alkyl-OH" refers to an alkyl group, as defined above, where at least one (and up to three) of the hydrogen atoms is replaced with a hydroxy group. As for the alkyl group, hydroxyalkyl groups can have any suitable number of carbon atoms, such as C₁₋₆. Exemplary hydroxyalkyl groups include, but are not limited to, hydroxymethyl,

hydroxyethyl (where the hydroxy is in the 1- or 2-position), hydroxypropyl (where the hydroxy is in the 1-, 2- or 3-position), and 2,3-dihydroxypropyl.

[0019] The term “C₁₋₃ alkyl-guanidinyl” refers to a C₁₋₃ alkyl group, as defined above, where at least one of the hydrogen atoms is replaced with a guanidinyl group (-NHC(NH)NH₂).

5 **[0020]** The term "aryl" means, unless otherwise stated, a polyunsaturated, typically aromatic, hydrocarbon group which can be a single ring or multiple rings (up to three rings) which are fused together or linked covalently. The term "heteroaryl" refers to aryl groups (or rings) that contain from one to five heteroatoms selected from N, O, and S, wherein the nitrogen and sulfur atoms are optionally oxidized, and the nitrogen atom(s) are optionally quaternized. A heteroaryl
10 group can be attached to the remainder of the molecule through a heteroatom. It is understood that the recitation for C₅₋₁₀ heteroaryl, refers to a heteroaryl moiety having from 5 to 10 ring members where at least one of the ring members is a heteroatom. Non-limiting examples of aryl groups include phenyl, naphthyl and biphenyl, while non-limiting examples of heteroaryl groups include pyridyl, pyridazinyl, pyrazinyl, pyrimidinyl, triazinyl, quinoliny, quinoxaliny,
15 quinazoliny, cinnoliny, phthalazinyl, benzotriazinyl, purinyl, benzimidazolyl, benzopyrazolyl, benzotriazolyl, benzisoxazolyl, isobenzofuryl, isoindolyl, indoliziny, benzotriazinyl, thienopyridiny, thienopyrimidinyl, pyrazolopyrimidinyl, imidazopyridines, benzothiazolyl, benzofuranyl, benzothienyl, indolyl, quinolyl, isoquinolyl, isothiazolyl, pyrazolyl, indazolyl, pteridinyl, imidazolyl, triazolyl, tetrazolyl, oxazolyl, isoxazolyl, thiadiazolyl, pyrrolyl, thiazolyl,
20 furyl, thienyl and the like. Substituents for each of the above noted aryl and heteroaryl ring systems are selected from the group of acceptable substituents described below.

[0021] The term “carbocyclic ring,” “carbocyclic” or “carbocyclyl” refers to cyclic moieties with only carbon atoms as ring vertices. Carbocyclic ring moieties are saturated or unsaturated and can be aromatic. Generally, carbocyclic moieties have from 3 to 10 ring members.

25 Carbocyclic moieties with multiple ring structure (e.g. bicyclic) can include a cycloalkyl ring fused to an aromatic ring (e.g. 1,2,3,4-tetrahydronaphthalene). Thus, carbocyclic rings include cyclopentyl, cyclohexenyl, naphthyl, and 1,2,3,4-tetrahydronaphthyl. The term “heterocyclic ring” refers to both “heterocycloalkyl” and “heteroaryl” moieties. Thus, heterocyclic rings are

saturated or unsaturated and can be aromatic. Generally, heterocyclic rings are 4 to 10 ring members and include piperidinyl, tetrazinyl, pyrazolyl and indolyl.

5 [0022] When any of the above terms (*e.g.*, "alkyl," "aryl" and "heteroaryl") are referred to as 'substituted' without further notation on the substituents, the substituted forms of the indicated group will be as provided below.

[0023] Substituents for the alkyl groups (including those groups often referred to as alkylene, alkenyl, alkynyl and cycloalkyl) can be a variety of groups selected from: -halogen, -OR', -NR'R'', -SR', -SiR'R''R''', -OC(O)R', -C(O)R', -CO₂R', -CONR'R'', -OC(O)NR'R'', -NR''C(O)R', -NR'-C(O)NR''R''', -NR''C(O)₂R', -NH-C(NH₂)=NH, -NR'C(NH₂)=NH, -NH-C(NH₂)=NR', -S(O)R', -S(O)₂R', -S(O)₂NR'R'', -NR'S(O)₂R'', -CN and -NO₂ in a number ranging from zero to (2 m'+1), where m' is the total number of carbon atoms in such group. R', R'' and R''' each independently refer to hydrogen, unsubstituted C₁₋₈ alkyl, unsubstituted heteroalkyl, unsubstituted aryl, aryl substituted with 1-3 halogens, unsubstituted C₁₋₈ alkoxy or C₁₋₈ thioalkoxy groups, or unsubstituted aryl-C₁₋₄ alkyl groups. When R' and R'' are attached to the same nitrogen atom, they can be combined with the nitrogen atom to form a 3-, 4-, 5-, 6-, or 7-membered ring. For example, -NR'R'' is meant to include 1-pyrrolidinyl and 4-morpholinyl. The term "acyl" as used by itself or as part of another group refers to an alkyl group wherein two substituents on the carbon that is closest to the point of attachment for the group is replaced with the substituent =O (*e.g.*, -C(O)CH₃, -C(O)CH₂CH₂OR' and the like).

20 [0024] Similarly, substituents for the aryl and heteroaryl groups are varied and are generally selected from: -halogen, -OR', -OC(O)R', -NR'R'', -SR', -R', -CN, -NO₂, -CO₂R', -CONR'R'', -C(O)R', -OC(O)NR'R'', -NR''C(O)R', -NR''C(O)₂R', -NR'-C(O)NR''R''', -NH-C(NH₂)=NH, -NR'C(NH₂)=NH, -NH-C(NH₂)=NR', -S(O)R', -S(O)₂R', -S(O)₂NR'R'', -NR'S(O)₂R'', -N₃, perfluoro(C₁-C₄)alkoxy, and perfluoro(C₁-C₄)alkyl, in a number ranging from zero to the total number of open valences on the aromatic ring system; and where R', R'' and R''' are independently selected from hydrogen, C₁₋₈ alkyl, C₃₋₆ cycloalkyl, C₂₋₈ alkenyl, C₂₋₈ alkynyl, unsubstituted aryl and heteroaryl, (unsubstituted aryl)-C₁₋₄ alkyl, and unsubstituted aryloxy-C₁₋₄ alkyl. Other suitable substituents include each of the above aryl substituents attached to a ring atom by an alkylene tether of from 1-4 carbon atoms.

[0025] Two of the substituents on adjacent atoms of the aryl or heteroaryl ring may optionally be replaced with a substituent of the formula $-T-C(O)-(CH_2)_q-U-$, wherein T and U are independently $-NH-$, $-O-$, $-CH_2-$ or a single bond, and q is an integer of from 0 to 2.

Alternatively, two of the substituents on adjacent atoms of the aryl or heteroaryl ring may

- 5 optionally be replaced with a substituent of the formula $-A-(CH_2)_r-B-$, wherein A and B are independently $-CH_2-$, $-O-$, $-NH-$, $-S-$, $-S(O)-$, $-S(O)_2-$, $-S(O)_2NR'-$ or a single bond, and r is an integer of from 1 to 3. One of the single bonds of the new ring so formed may optionally be replaced with a double bond. Alternatively, two of the substituents on adjacent atoms of the aryl or heteroaryl ring may optionally be replaced with a substituent of the formula
- 10 $-(CH_2)_s-X-(CH_2)_t-$, where s and t are independently integers of from 0 to 3, and X is $-O-$, $-NR'-$, $-S-$, $-S(O)-$, $-S(O)_2-$, or $-S(O)_2NR'-$. The substituent R' in $-NR'-$ and $-S(O)_2NR'-$ is selected from hydrogen or unsubstituted C_{1-6} alkyl.

[0026] As used herein, the term "heteroatom" is meant to include oxygen (O), nitrogen (N), sulfur (S) and silicon (Si).

- 15 [0027] The disclosure herein further relates to prodrugs and bioisosteres thereof. Suitable bioisosteres, for example, will include carboxylate replacements (phosphonic acids, phosphinic acids, sulfonic acids, sulfinic acids, and acidic heterocyclic groups such as tetrazoles). Suitable prodrugs will include those conventional groups known to hydrolyze and/or oxidize under physiological conditions to provide a compound of Formula I.

- 20 [0028] The terms "patient" and "subject" include primates (especially humans), domesticated companion animals (such as dogs, cats, horses, and the like) and livestock (such as cattle, pigs, sheep, and the like).

- [0029] As used herein, the term "treating" or "treatment" encompasses both disease-modifying treatment and symptomatic treatment, either of which may be prophylactic (*i.e.*, before the onset
- 25 of symptoms, in order to prevent, delay or reduce the severity of symptoms) or therapeutic (*i.e.*, after the onset of symptoms, in order to reduce the severity and/or duration of symptoms).

[0030] The term "pharmaceutically acceptable salts" is meant to include salts of the active compounds which are prepared with relatively nontoxic acids or bases, depending on the particular substituents found on the compounds described herein. When compounds of the

present disclosure contain relatively acidic functionalities, base addition salts can be obtained by contacting the neutral form of such compounds with a sufficient amount of the desired base, either neat or in a suitable inert solvent. Examples of salts derived from pharmaceutically-acceptable inorganic bases include aluminum, ammonium, calcium, copper, ferric, ferrous, lithium, magnesium, manganic, manganous, potassium, sodium, zinc and the like. Salts derived from pharmaceutically-acceptable organic bases include salts of primary, secondary and tertiary amines, including substituted amines, cyclic amines, naturally-occurring amines and the like, such as arginine, betaine, caffeine, choline, N,N'-dibenzylethylenediamine, diethylamine, 2-diethylaminoethanol, 2-dimethylaminoethanol, ethanolamine, ethylenediamine, N-ethylmorpholine, N-ethylpiperidine, glucamine, glucosamine, histidine, hydrabamine, isopropylamine, lysine, methylglucamine, morpholine, piperazine, piperadine, polyamine resins, procaine, purines, theobromine, triethylamine, trimethylamine, tripropylamine, tromethamine and the like. When compounds of the present disclosure contain relatively basic functionalities, acid addition salts can be obtained by contacting the neutral form of such compounds with a sufficient amount of the desired acid, either neat or in a suitable inert solvent. Examples of pharmaceutically acceptable acid addition salts include those derived from inorganic acids like hydrochloric, hydrobromic, nitric, carbonic, monohydrogencarbonic, phosphoric, monohydrogenphosphoric, dihydrogenphosphoric, sulfuric, monohydrogensulfuric, hydriodic, or phosphorous acids and the like, as well as the salts derived from relatively nontoxic organic acids like acetic, propionic, isobutyric, malonic, benzoic, succinic, suberic, fumaric, mandelic, phthalic, benzenesulfonic, *p*-tolylsulfonic, citric, tartaric, methanesulfonic, and the like. Also included are salts of amino acids such as arginate and the like, and salts of organic acids like glucuronic or galactunoric acids and the like (see, for example, Berge, S.M., et al, "Pharmaceutical Salts", *Journal of Pharmaceutical Science*, 1977, 66, 1-19). Certain specific compounds of the present disclosure contain both basic and acidic functionalities that allow the compounds to be converted into either base or acid addition salts.

[0031] The neutral forms of the compounds may be regenerated by contacting the salt with a base or acid and isolating the parent compound in the conventional manner. The parent form of the compound differs from the various salt forms in certain physical properties, such as solubility

in polar solvents, but otherwise the salts are equivalent to the parent form of the compound for the purposes of the present disclosure.

[0032] Certain compounds of the present disclosure can exist in unsolvated forms as well as solvated forms, including hydrated forms. In general, the solvated forms are equivalent to unsolvated forms and are intended to be encompassed within the scope of the present disclosure. Certain compounds of the present disclosure may exist in multiple crystalline or amorphous forms. In general, all physical forms are equivalent for the uses contemplated by the present disclosure and are intended to be within the scope of the present disclosure.

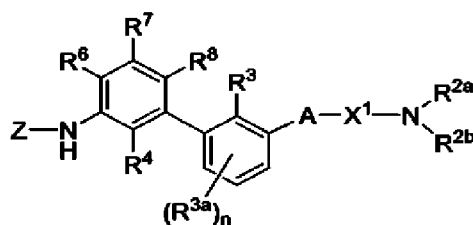
[0033] Certain compounds of the present invention possess asymmetric carbon atoms (optical centers) or double bonds; the racemates, diastereomers, geometric isomers, regioisomers and individual isomers (e.g., separate enantiomers) are all intended to be encompassed within the scope of the present invention. When a stereochemical depiction is shown, it is meant to refer to the compound in which one of the isomers is present and substantially free of the other isomer. 'Substantially free of' another isomer indicates at least an 80/20 ratio of the two isomers, more preferably 90/10, or 95/5 or more. In some embodiments, one of the isomers will be present in an amount of at least 99%.

[0034] The compounds of the present disclosure may also contain unnatural proportions of atomic isotopes at one or more of the atoms that constitute such compounds. For example, the compounds may be radiolabeled with radioactive isotopes, such as for example tritium (^3H), iodine-125 (^{125}I) or carbon-14 (^{14}C). All isotopic variations of the compounds of the present disclosure, whether radioactive or not, are intended to be encompassed within the scope of the present disclosure. For example, the compounds may be prepared such that any number of hydrogen atoms are replaced with a deuterium (^2H) isotope. The compounds of the present disclosure may also contain unnatural proportions of atomic isotopes at one or more of the atoms that constitute such compounds. Unnatural proportions of an isotope may be defined as ranging from the amount found in nature to an amount consisting of 100% of the atom in question. For example, the compounds may incorporate radioactive isotopes, such as for example tritium (^3H), iodine-125 (^{125}I) or carbon-14 (^{14}C), or non-radioactive isotopes, such as deuterium (^2H) or carbon-13 (^{13}C). Such isotopic variations can provide additional utilities to those described

elsewhere within this application. For instance, isotopic variants of the compounds of the disclosure may find additional utility, including but not limited to, as diagnostic and/or imaging reagents, or as cytotoxic/radiotoxic therapeutic agents. Additionally, isotopic variants of the compounds of the disclosure can have altered pharmacokinetic and pharmacodynamic characteristics which can contribute to enhanced safety, tolerability or efficacy during treatment. All isotopic variations of the compounds of the present disclosure, whether radioactive or not, are intended to be encompassed within the scope of the present disclosure.

COMPOUNDS

[0035] In one aspect, the present disclosure provides compounds having formula (I):



10

or a pharmaceutically acceptable salt, prodrug or bioisostere thereof, wherein:

A is a 5- to 10-membered heteroaryl group which is unsubstituted or substituted with from one to five members independently selected from the group consisting of halogen, C₁₋₃ alkyl, C₁₋₃ haloalkyl, C₁₋₃ alkoxy, C₁₋₃ haloalkoxy, OH, and CN;

15 X¹ is C₁₋₃ alkylene, which is unsubstituted or substituted with one or two members independently selected from the group consisting of C₁₋₂ alkyl and CO₂H;

R^{2a} and R^{2b} are each independently selected from the group consisting of H, C₁₋₈ alkyl, C₁₋₈ haloalkyl, -Y, -X²-CO₂R^a, -X²-OR^a, -X²-NR^aR^b, -X²-C(O)NR^aR^b, -X²-SO₂R^a, -X²-SO₂NR^aR^b, -X²-SO₃R^a and -X²-Y wherein each X² is C₁₋₆ alkylene and any C₁₋₈ alkyl or C₁₋₆ alkylene, is unsubstituted or substituted with one or two members independently selected from the group consisting of OH, SO₂NH₂, C(O)NH₂, C(O)NHOH, PO₃H₂, CO₂C₁₋₈ alkyl and CO₂H, and each Y is selected from the group consisting of C₃₋₆ cycloalkyl, C₄₋₈ heterocyclyl and 5- to 6-membered heteroaryl, each of which is unsubstituted or substituted with one to four substituents independently selected from the group consisting of oxo, OH, C₁₋₄ alkyl, C₁₋₄ haloalkyl, C₁₋₄ hydroxyalkyl, C₁₋₄ alkoxy,

25

C₁₋₄ haloalkoxy, C₁₋₄ hydroxyalkoxy, SO₂NH₂, C(O)NH₂, -C(O)NHOH, PO₃H₂, CO₂C₁₋₈alkyl, SO₃H and CO₂H;

or R^{2a} and R^{2b} are combined to form a 4- to 9-membered ring or spirocyclic ring, having from zero to two additional heteroatom ring vertices selected from O, N and S;

5 wherein the ring formed by combining R^{2a} and R^{2b}, is unsubstituted or substituted with 1 to 4 substituents independently selected from the group consisting of oxo, C₁₋₈alkyl, C₁₋₈ haloalkyl, C₁₋₈ hydroxyalkyl, -X³-CO₂R^a, -X³-OR^a, -X³-NR^aR^b, -X³-C(O)NR^aR^b, -X³-SO₂R^a, -X³-SO₂NR^aR^b, and -X³-SO₃R^a; wherein X³ is a bond or C₁₋₆ alkylene;

10 R³ and R⁴ are each independently selected from the group consisting of H, F, Cl, CN, CH₃, OCH₃, CH₂CH₃ and CF₃;

the subscript n is 0, 1, 2 or 3;

each R^{3a} is independently selected from the group consisting of H, F, Cl, C₁₋₃ alkyl, C₁₋₃ alkoxy, C₁₋₃ haloalkyl, C₁₋₃ haloalkoxy, C₂₋₃ alkenyl and CN;

15 R⁶, R⁷ and R⁸ are each independently selected from the group consisting of H, F, Cl, CN, CH₃, OCH₃, CH₂CH₃ and CF₃;

Z is a fused bicyclic heteroaryl ring, unsubstituted or substituted with one to three R^c;

each R^a is independently selected from the group consisting of H, C₁₋₆ alkyl, C₃₋₆ cycloalkyl, C₁₋₆ haloalkyl, C₁₋₆ hydroxyalkyl, C₁₋₆ alkylene-CO₂H, and C₁₋₆ alkylene-SO₃H;

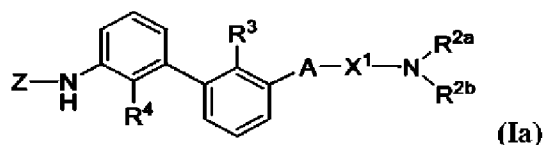
20 each R^b is independently selected from the group consisting of H, C₁₋₆ alkyl, C₃₋₆ cycloalkyl, C₁₋₆ haloalkyl, C₁₋₆ hydroxyalkyl, C₁₋₆ alkylene-CO₂H, and C₁₋₆ alkylene-SO₃H, each of which is unsubstituted or substituted with one or two members independently selected from OH, SO₂NH₂, C(O)NH₂, C(O)NHOH, PO₃H₂, CO₂C₁₋₈ alkyl and CO₂H;

and R^a and R^b, when attached to the same nitrogen atom, are optionally combined to form a 4- to 8-membered ring or spirocyclic ring, which is unsubstituted or substituted with halogen, OH, SO₂NH₂, C(O)NH₂, C(O)NHOH, PO₃H₂, CO₂C₁₋₈ alkyl or -CO₂H;

25 each R^c is independently selected from the group consisting of H, halogen, CN, C₁₋₆ alkyl, C₁₋₆ haloalkyl, -Y¹, -X⁴-CO₂R^a, -O-X⁴-CO₂R^a, -X⁴-OR^a, -X⁴-NR^aR^b, -X⁴-C(O)NR^aR^b, -O-X⁴-C(O)NR^aR^b, -X⁴-SO₂R^a, -X⁴-SO₂NR^aR^b, -X⁴-SO₃R^a, and -N(R^a)-X⁴-CO₂R^a,
30 wherein each X⁴ is a bond or C₁₋₆ alkylene, and each Y¹ is selected from the group

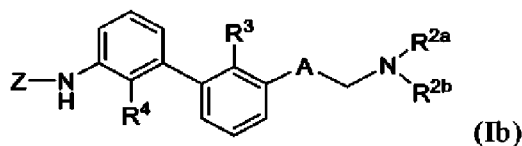
consisting of C₃₋₆ cycloalkyl and C₄₋₈ heterocyclyl; and optionally two R^c on adjacent ring vertices are combined to form a fused 5- or 6-membered heterocyclic ring.

[0036] In some embodiments, the present disclosure provides compounds of Formula (I) represented by Formula (Ia):



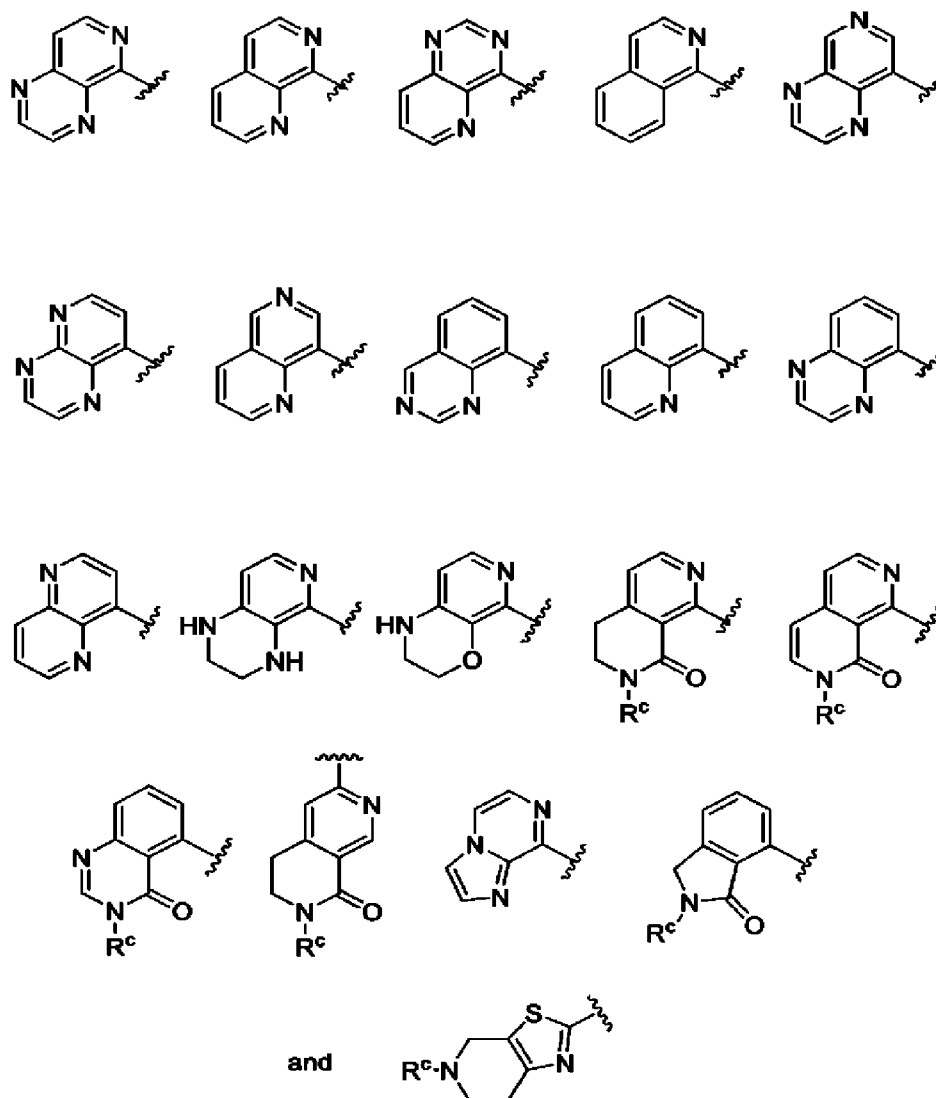
wherein the groups R^{2a}, R^{2b}, R³, R⁴, A, X¹ and Z have the meanings provided for Formula (I).

[0037] In some embodiments, the present disclosure provides compounds of Formula (I) represented by Formula (Ib):



wherein the groups R^{2a}, R^{2b}, R³, R⁴, A and Z have the meanings provided for Formula (I).

[0038] In some selected embodiments, the compounds of Formulae (I), (Ia), or (Ib), are those compounds wherein Z is a fused bicyclic heteroaryl ring having a formula selected from the group consisting of:



[0039] In some selected embodiments, the compounds of Formulae (I), (Ia), or (Ib), are those compounds wherein Z is a monocyclic 5- or 6-membered heteroaryl ring, optionally substituted with one to three R^c; and said heterocyclic ring is selected from the group consisting of pyridinyl, pyrimidinyl, pyrazinyl, oxazolyl, thiazolyl, and pyrazolyl.

[0040] In some embodiments, the A group is unsubstituted or substituted with one or two members independently selected from the group consisting of CF₃, OH, Et, CN, OCH₃ and F. In

some embodiments, the A group is unsubstituted or substituted with one or two members independently selected from the group consisting of OCH₃ and F.

[0041] In selected embodiments, including any of those noted above with respect to the compounds of Formulae (I), (Ia), or (Ib), further embodiments are those wherein the group A is a 5- or 6-membered heteroaryl group and is unsubstituted or substituted with one or two members independently selected from halogen, C₁₋₃ alkyl, C₁₋₃ haloalkyl, C₁₋₃ alkoxy, OH, and CN. In selected embodiments, including any of those noted above with respect to the compounds of Formulae (I), (Ia), or (Ib), further embodiments are those wherein the group A is a 5- or 6-membered heteroaryl group and is unsubstituted or substituted with one or two members independently selected from halogen, C₁₋₃ alkyl, C₁₋₃ haloalkyl, C₁₋₃ alkoxy, and CN. In selected embodiments, including any of those noted above with respect to the compounds of Formulae (I), (Ia), or (Ib), further embodiments are those wherein the group A is a 5- or 6-membered heteroaryl group and is unsubstituted or substituted with one or two members independently selected from OCH₃ and F.

[0042] In selected embodiments, including any of those noted above with respect to the compounds of Formulae (I), (Ia), or (Ib), further embodiments are those wherein the group A is a 6-membered heteroaryl group which is unsubstituted or substituted with from one to three members independently selected from the group consisting of halogen, C₁₋₃ alkyl, C₁₋₃ haloalkyl, C₁₋₃ alkoxy, OH, and CN. In selected embodiments, including any of those noted above with respect to the compounds of Formulae (I), (Ia), or (Ib), further embodiments are those wherein the group A is a 6-membered heteroaryl group which is unsubstituted or substituted with from one to three members independently selected from the group consisting of halogen, C₁₋₃ alkyl, C₁₋₃ haloalkyl, C₁₋₃ alkoxy, and CN.

[0043] In selected embodiments, including any of those noted above with respect to the compounds of Formulae (I), (Ia), or (Ib), further embodiments are those wherein the group A is selected from the group consisting of pyridinyl, pyrimidinyl, pyrazinyl, oxazolyl, thiazolyl, and pyrazolyl, each of which is unsubstituted or substituted with one or two members independently selected from the group consisting of halogen, C₁₋₃ alkyl, C₁₋₃ haloalkyl, C₁₋₃ alkoxy, C₁₋₃ haloalkoxy, OH, and CN. In selected embodiments, including any of those noted above with

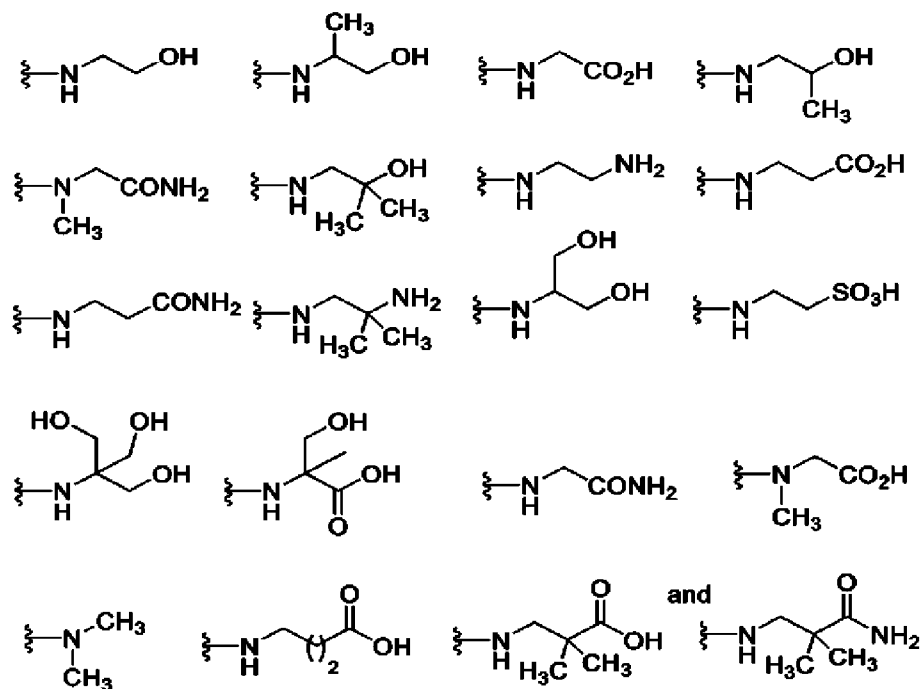
respect to the compounds of Formulae (I), (Ia), or (Ib), further embodiments are those wherein the group A is selected from the group consisting of pyridinyl, pyrimidinyl, pyrazinyl, oxazolyl, thiazolyl, and pyrazolyl, each of which is unsubstituted or substituted with one or two members independently selected from the group consisting of halogen, C₁₋₃ alkyl, C₁₋₃ haloalkyl, C₁₋₃ alkoxy, C₁₋₃ haloalkoxy, and CN.

[0044] In selected embodiments, including any of those noted above with respect to the compounds of Formulae (I), (Ia), or (Ib), further embodiments are those wherein the group A is a 6-membered heteroaryl group selected from the group consisting of pyridine, pyrimidine, pyrazine and 1,2,4-triazine, each of which is unsubstituted or substituted with one or two members independently selected from the group consisting of CF₃, OH, Et, CN, OCH₃ and F. In selected embodiments, including any of those noted above with respect to the compounds of Formulae (I), (Ia), or (Ib), further embodiments are those wherein the group A is a 6-membered heteroaryl group selected from the group consisting of pyridine, pyrimidine, pyrazine and 1,2,4-triazine, each of which is unsubstituted or substituted with one or two members independently selected from the group consisting of OCH₃ and F

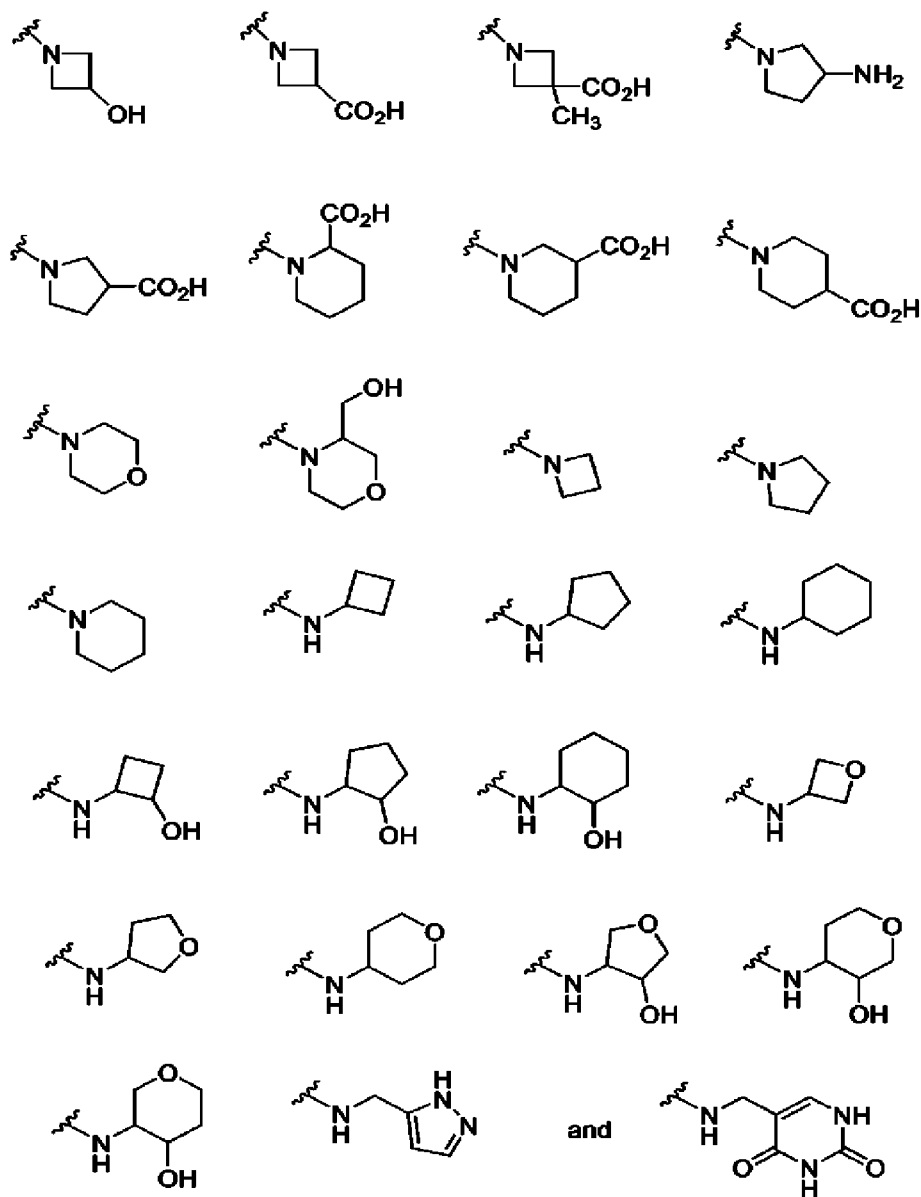
[0045] In selected embodiments, including any of those noted above with respect to the compounds of Formulae (I), (Ia), or (Ib), further embodiments are those wherein R^{2a} and R^{2b} are each H.

[0046] In selected embodiments, including any of those noted above with respect to the compounds of Formulae (I), (Ia), or (Ib), further embodiments are those wherein R^{2a} and R^{2b} are combined to form a 4- to 9-membered ring or spirocyclic ring, optionally having one or two additional ring vertices selected from O, N or S; wherein said ring or spirocyclic ring is substituted with 0 to 4 substituents independently selected from the group consisting of oxo, C₁₋₈ alkyl, C₁₋₈ haloalkyl, C₁₋₈ hydroxyalkyl, -X²-C(O)₂R^a, -X²-OR^a, -X²-NR^aR^b, -X²-CONR^aR^b, -X²-SO₂R^a, -X²-SO₂NR^aR^b, and -X²-SO₃R^a; wherein X² is a bond or C₁₋₆ alkylene.

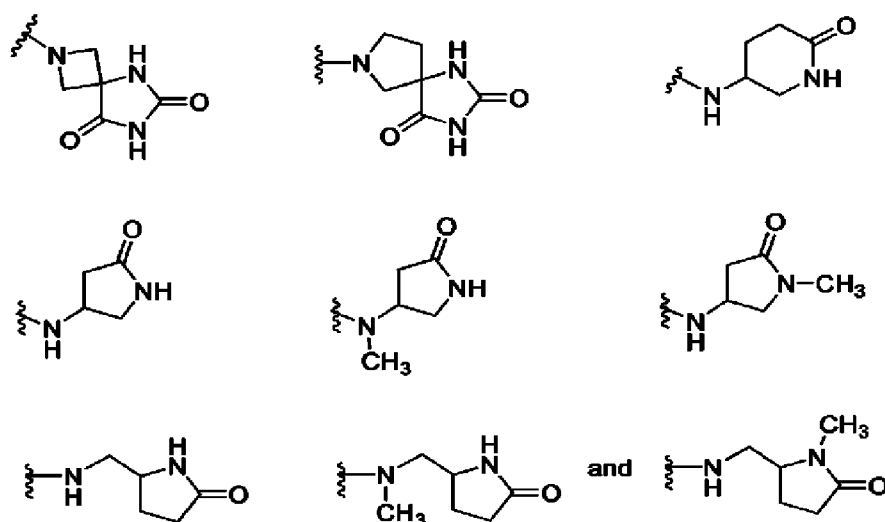
[0047] In selected embodiments, including any of those noted above with respect to the compounds of Formulae (I), (Ia), or (Ib), further embodiments are those wherein -N(R^{2a})(R^{2b}) is selected from the group consisting of:



[0048] In selected embodiments, including any of those noted above with respect to the compounds of Formulae (I), (Ia), or (Ib), further embodiments are those wherein $-N(R^{2a})(R^{2b})$ is selected from the group consisting of:



[0049] In selected embodiments, including any of those noted above with respect to the compounds of Formulae (I), (Ia), or (Ib), further embodiments are those wherein $-N(R^{2a})(R^{2b})$ is selected from the group consisting of:



[0050] In selected embodiments, including any of those noted above with respect to the compounds of Formulae (I), (Ia), or (Ib), further embodiments are those wherein R^{2a} is H or C_{1-8} alkyl; and R^{2b} is $-Y$ or $-X^2-Y$.

5 **[0051]** In selected embodiments, including any of those noted above with respect to the compounds of Formulae (I), (Ia), or (Ib), further embodiments are those wherein R^{2a} is H or C_{1-8} alkyl; R^{2b} is $-Y$ or $-X^2-Y$; and Y is selected from the group consisting of C_{3-6} cycloalkyl and C_{4-8} heterocyclyl, each of which is optionally further substituted with one to four substituents
 10 hydroxyalkyl, C_{1-4} alkoxy, C_{1-4} haloalkoxy, C_{1-4} hydroxyalkoxy, SO_2NH_2 , $C(O)NH_2$, $C(O)NHOH$, PO_3H_2 , $-C(O)_2C_{1-8}alkyl$, and $-CO_2H$.

[0052] In selected embodiments, including any of those noted above with respect to the compounds of Formulae (I), (Ia), or (Ib), further embodiments are those wherein R^3 and R^4 are
 15 are each independently selected from the group consisting of F, Cl, CN, CH_3 , OCH_3 , CH_2CH_3 and CF_3 . In selected embodiments, including any of those noted above with respect to the compounds of Formulae (I), (Ia), or (Ib), further embodiments are those wherein R^3 and R^4 are each independently selected from the group consisting of Cl, CN, CH_3 , and CF_3 .

[0053] In selected embodiments, including any of those noted above with respect to the compounds of Formulae (I), (Ia), or (Ib), further embodiments are those wherein Z is a 5- or 6-

membered non-aromatic heterocyclic ring, optionally substituted with one or two oxo groups and optionally substituted with R^a and/or R^b.

[0054] In selected embodiments, including any of those noted above with respect to the compounds of Formulae (I), (Ia), or (Ib), further embodiments are those wherein Z is a
5 monocyclic 5- or 6-membered heteroaryl ring, optionally substituted with one to three R^c.

[0055] In selected embodiments, including any of those noted above with respect to the compounds of Formulae (Ia), or (Ib), further embodiments are those wherein Z is a 5- or 6-membered non-aromatic heterocyclic ring, optionally substituted with one or two oxo groups and optionally substituted with R^a and/or R^b.

10 **[0056]** In selected embodiments, including any of those noted above with respect to the compounds of Formulae (Ia), or (Ib), further embodiments are those wherein Z is a monocyclic 5- or 6-membered heteroaryl ring, optionally substituted with one to three R^c.

[0057] In selected embodiments, including any of those noted above with respect to the compounds of Formulae (I), (Ia), or (Ib), further embodiments are those wherein Z is a 5- or 6-
15 membered non-aromatic heterocyclic ring, optionally substituted with one or two oxo groups and optionally substituted with R^a and/or R^b; and said non-aromatic heterocyclic ring is selected from the group consisting of piperidinyl, morpholinyl, tetrahydropyranyl, and tetrahydrofuranyl.

[0058] In selected embodiments, including any of those noted above with respect to the compounds of Formulae (I), (Ia), or (Ib), further embodiments are those wherein Z is a
20 monocyclic 5- or 6-membered heteroaryl ring, optionally substituted with one to three R^c; and said heterocyclic ring is selected from the group consisting of pyridinyl, pyrimidinyl, pyrazinyl, oxazolyl, thiazolyl, and pyrazolyl.

[0059] In selected embodiments, including any of those noted above with respect to the compounds of Formulae (I), (Ia), or (Ib), further embodiments are those wherein the compound
25 is selected from Table 1.

[0060] In selected embodiments, including any of those noted above with respect to the compounds of Formulae (I), (Ia), or (Ib), further embodiments are those wherein the compound is selected from Table 1, having ++ or +++ activity.

[0061] In selected embodiments, including any of those noted above with respect to the compounds of Formulae (I), (Ia), or (Ib), further embodiments are those wherein the compound is selected from Table 1, having +++ activity.

5 **[0062]** In addition to the compounds provided above, pharmaceutically acceptable salts of those compounds are also provided. In some embodiments, the pharmaceutically acceptable salts are selected from ammonium, calcium, magnesium, potassium, sodium, zinc, arginine, betaine, caffeine, choline, N,N'-dibenzylethylenediamine, diethylamine, 2-diethylaminoethanol, 2-dimethylaminoethanol, ethanolamine, ethylenediamine, N-ethylmorpholine, N-ethylpiperidine,
10 glucamine, glucosamine, histidine, hydrabamine, isopropylamine, lysine, methylglucamine, morpholine, piperazine, piperadine, procaine, purines, theobromine, triethylamine, trimethylamine, tripropylamine, tromethamine, hydrochloric, carbonic, monohydrogencarbonic, phosphoric, monohydrogenphosphoric, dihydrogenphosphoric, acetic, propionic, isobutyric, malonic, benzoic, succinic, suberic, fumaric, mandelic, phthalic, benzenesulfonic, *p*-
15 tolylsulfonic, citric, tartaric, methanesulfonic, arginate, glucuronic acid and galactunoric acids. In some embodiments, the pharmaceutically acceptable salts are selected from ammonium, calcium, magnesium, potassium, sodium, hydrochloric, carbonic, monohydrogencarbonic, phosphoric, monohydrogenphosphoric, dihydrogenphosphoric, acetic, propionic, isobutyric, malonic, benzoic, succinic, suberic, fumaric, mandelic, phthalic, benzenesulfonic, *p*-tolylsulfonic, citric,
20 tartaric, methanesulfonic, arginate, glucuronic acid and galactunoric acids. In some embodiments, the pharmaceutically acceptable salts are sodium or hydrochloric.

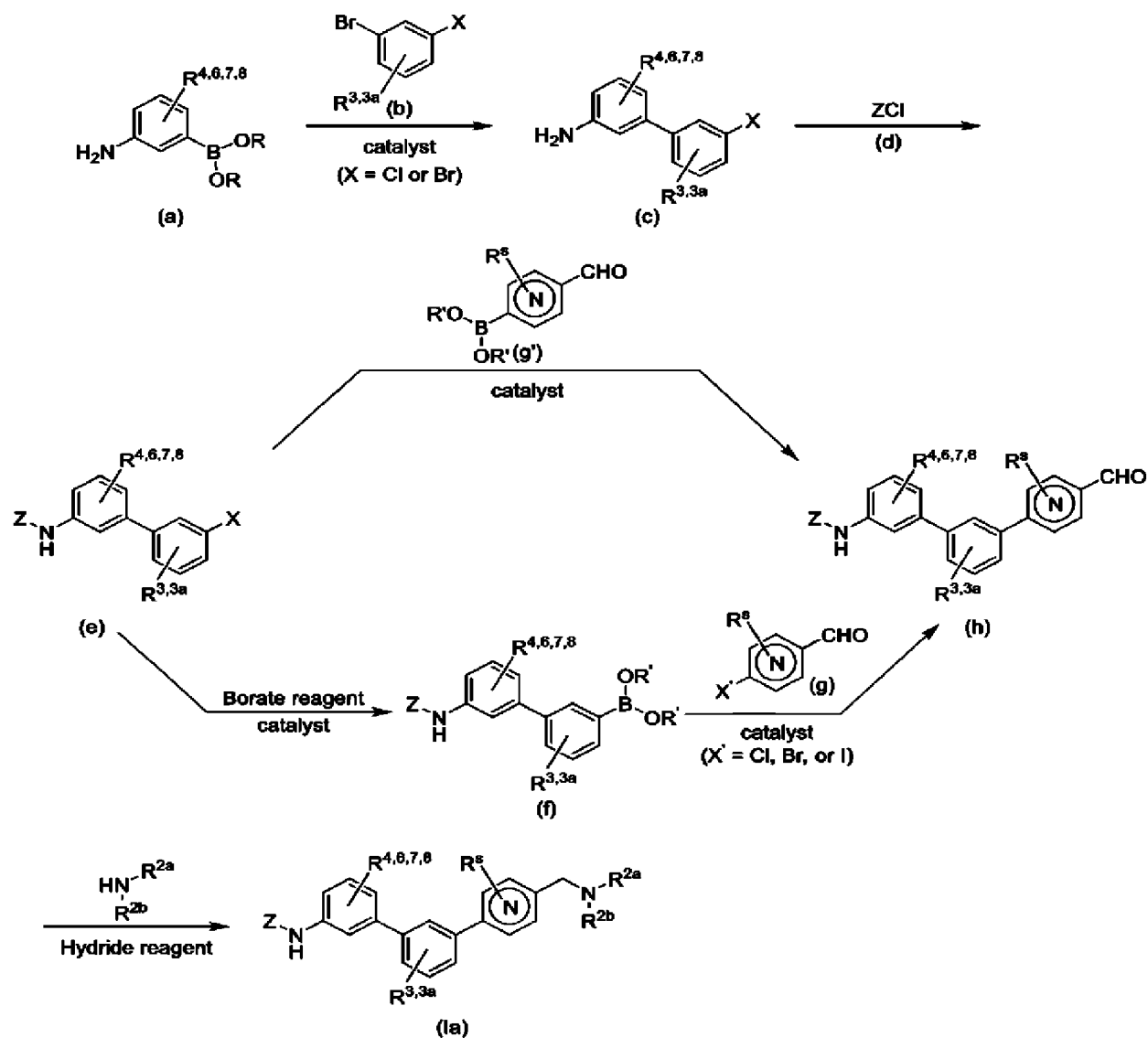
[0063] In addition to salt forms, the present disclosure provides compounds which are in a prodrug form. Prodrugs of the compounds described herein are those compounds that readily undergo chemical changes under physiological conditions to provide the compounds of the
25 present disclosure. Additionally, prodrugs can be converted to the compounds of the present disclosure by chemical or biochemical methods in an *ex vivo* environment. For example, prodrugs can be slowly converted to the compounds of the present disclosure when placed in a transdermal patch reservoir with a suitable enzyme or chemical reagent.

[0064] An ester may be used as a prodrug for the corresponding carboxylic acid. A C₁₋₁₀ alkyl ester or a C₁₋₁₀ haloalkyl ester may be used as a prodrug for the corresponding carboxylic acid. The following esters may be used: *tert*-butyl ester, methyl ester, ethyl ester, isopropyl ester.

METHODS OF PREPARATION

- 5 [0065] In addition to the methods described in the Examples below, general methods for the preparation of compounds of Formula (I) are provided in Schemes 1 and 2.

Scheme 1



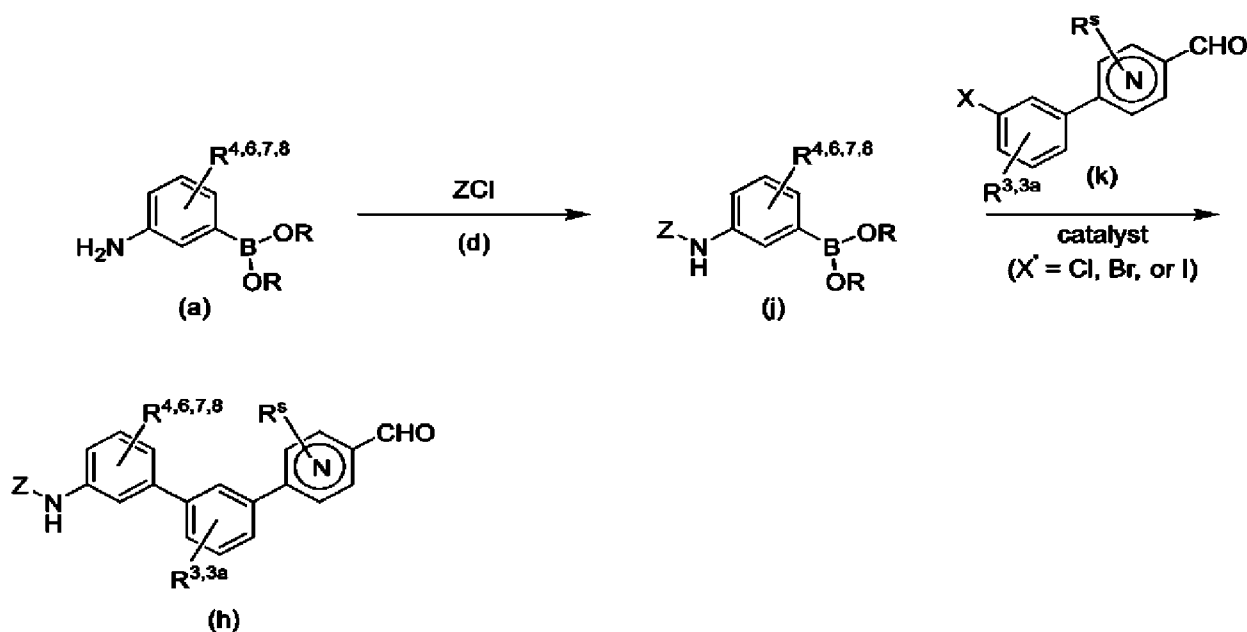
[0066] Scheme 1 illustrates a general method for the preparation of compounds having Formula (I). In the above reaction scheme, A is a six-membered nitrogen containing heteroaryl ring (e.g., pyridyl, pyrimidinyl), X¹ is CH₂, and R^s represents one or more substituents on the heteroaryl ring.

[0067] Suzuki-type coupling of (a) with (b) in the presence of a catalyst then provides the biphenyl compound (c). A Z group from reagent (d) is added to the exocyclic amine of compound (c) in a substitution reaction to form compound (e). Compound (e) can then be converted a

boronate compound (f), followed by a second Suzuki-type coupling (with a halo-heteroaryl compound (g)) to afford the triaryl aldehyde compound (h). Reductive amination of the aldehyde with $\text{HNR}^{2a}\text{R}^{2b}$ can then provide compounds of Formula (Ia).

5 [0068] Alternatively, a second Suzuki-type coupling of compound (c) in the presence of compound (g') and a catalyst provides triaryl aldehyde compound (h), which can be used in reductive amination, as described above, to provide compounds of Formula (Ia).

Scheme 2



10 [0069] In another Suzuki-coupling based approach, the exocyclic amine of compound (a) is first substituted with reagent (d) to afford compound (j). Suzuki-type coupling of (j) with (k) in the presence of a catalyst provides compound (h). Triaryl aldehyde compound (h) can be used in reductive amination as described in Scheme I to provide compounds of Formula (Ia).

PHARMACEUTICAL COMPOSITIONS

15 [0070] In addition to the compounds provided herein, compositions of those compounds will typically contain a pharmaceutical carrier or diluent.

[0071] The term "composition" as used herein is intended to encompass a product comprising the specified ingredients in the specified amounts, as well as any product which results, directly or indirectly, from combination of the specified ingredients in the specified amounts. By "pharmaceutically acceptable" it is meant the carrier, diluent or excipient must be compatible with the other ingredients of the formulation and not deleterious to the recipient thereof.

[0072] In another embodiment, a pharmaceutical composition comprising a compound of the present disclosure including a compound of Formulae (I), (Ia), or (Ib), or a pharmaceutically acceptable salt thereof, and a pharmaceutically acceptable excipient, is provided.

[0073] In some embodiments, the pharmaceutical composition further comprises one or more additional therapeutic agents. In some embodiments, the one or more additional therapeutic agent is selected from the group consisting of an antimicrobial agent, an antiviral agent, a cytotoxic agent, a gene expression modulatory agent, a chemotherapeutic agent, an anti-cancer agent, an anti-angiogenic agent, an immunotherapeutic agent, an anti-hormonal agent, an anti-fibrotic agent, radiotherapy, a radiotherapeutic agent, an anti-neoplastic agent, and an anti-proliferation agent. In some embodiments, the one or more additional therapeutic agent is an antagonist of a chemokine and/or chemoattractant receptor, which includes but is not limited to, CCR1, CCR2, CCR3, CCR4, CCR5, CCR6, CCR7, CCR8, CCR9, CCR10, CCR11, CCR12, CXCR1, CXCR2, CXCR3, CXCR4, CXCR5, CXCR6, CXCR7, C3aR, and/or C5aR.

Chemokine and/or chemoattractant receptor antagonists are known in the art and described in, for example, WO2007/002667, WO2007/002293, WO/2003/105853, WO/2007/022257, WO/2007/059108, WO/2007/044804, WO2007/115232, WO2007/115231, WO2008/147815, WO2010/030815, WO2010/075257, WO2011/163640, WO2010/054006, WO2010/051561, WO2011/035332, WO2013/082490, WO2013/082429, WO2014/085490, WO2014/100735, WO2014/089495, WO2015/084842, WO2016/187393, WO2017/127409, WO 2017/087607, WO2017/087610, WO2017/176620, WO2018/222598, WO2018/222601, WO2013/130811, WO2006/076644, WO2008/008431, WO2009/038847, WO2008/008375, WO2008/008374, WO2008/010934, WO2009/009740, WO2005/112925, WO2005/112916, WO2005/113513, WO2004/085384, WO2004/046092. Chemokine and/or chemoattractant receptor antagonists also include CCX354, CCX9588, CCX140, CCX872, CCX598, CCX6239, CCX9664,

CCX2553, CCX3587, CCX3624, CCX 2991, CCX282, CCX025, CCX507, CCX430, CCX765, CCX224, CCX662, CCX650, CCX832, CCX168, CCX168-M1, CCX3022 and/or CCX3384.

[0074] The pharmaceutical compositions for the administration of the compounds of this disclosure may conveniently be presented in unit dosage form and may be prepared by any of the methods well known in the art of pharmacy and drug delivery. All methods include the step of bringing the active ingredient into association with the carrier which constitutes one or more accessory ingredients. In general, the pharmaceutical compositions are prepared by uniformly and intimately bringing the active ingredient into association with a liquid carrier or a finely divided solid carrier or both, and then, if necessary, shaping the product into the desired formulation. In the pharmaceutical composition the active object compound is included in an amount sufficient to produce the desired effect upon the process or condition of diseases.

[0075] The pharmaceutical compositions containing the active ingredient may be in a form suitable for oral use, for example, as tablets, troches, lozenges, aqueous or oily suspensions, dispersible powders or granules, emulsions and self-emulsifications as described in U.S. Patent Application 2002-0012680, hard or soft capsules, syrups, elixirs, solutions, buccal patch, oral gel, chewing gum, chewable tablets, effervescent powder and effervescent tablets. Compositions intended for oral use may be prepared according to any method known to the art for the manufacture of pharmaceutical compositions and such compositions may contain one or more agents selected from the group consisting of sweetening agents, flavoring agents, coloring agents, antioxidants and preserving agents in order to provide pharmaceutically elegant and palatable preparations. Tablets contain the active ingredient in admixture with non-toxic pharmaceutically acceptable excipients which are suitable for the manufacture of tablets. These excipients may be for example, inert diluents, such as cellulose, silicon dioxide, aluminum oxide, calcium carbonate, sodium carbonate, glucose, mannitol, sorbitol, lactose, calcium phosphate or sodium phosphate; granulating and disintegrating agents, for example, corn starch, or alginic acid; binding agents, for example PVP, cellulose, PEG, starch, gelatin or acacia, and lubricating agents, for example magnesium stearate, stearic acid or talc. The tablets may be uncoated or they may be coated, enterically or otherwise, by known techniques to delay disintegration and absorption in the gastrointestinal tract and thereby provide a sustained action over a longer period. For example, a time delay material such as glyceryl monostearate or glyceryl distearate

may be employed. They may also be coated by the techniques described in the U.S. Pat. Nos. 4,256,108; 4,166,452; and 4,265,874 to form osmotic therapeutic tablets for control release.

[0076] Formulations for oral use may also be presented as hard gelatin capsules wherein the active ingredient is mixed with an inert solid diluent, for example, calcium carbonate, calcium phosphate or kaolin, polyethylene glycol (PEG) of various average sizes (e.g., PEG400, PEG4000) and certain surfactants such as cremophor or solutol, or as soft gelatin capsules wherein the active ingredient is mixed with water or an oil medium, for example peanut oil, liquid paraffin, or olive oil. Additionally, emulsions can be prepared with a non-water miscible ingredient such as oils and stabilized with surfactants such as mono- or di-glycerides, PEG esters and the like.

[0077] Aqueous suspensions contain the active materials in admixture with excipients suitable for the manufacture of aqueous suspensions. Such excipients are suspending agents, for example sodium carboxymethylcellulose, methylcellulose, hydroxy-propylmethylcellulose, sodium alginate, polyvinyl-pyrrolidone, gum tragacanth and gum acacia; dispersing or wetting agents may be a naturally-occurring phosphatide, for example lecithin, or condensation products of an alkylene oxide with fatty acids, for example polyoxy-ethylene stearate, or condensation products of ethylene oxide with long chain aliphatic alcohols, for example heptadecaethyleneoxycetanol, or condensation products of ethylene oxide with partial esters derived from fatty acids and a hexitol such as polyoxyethylene sorbitol monooleate, or condensation products of ethylene oxide with partial esters derived from fatty acids and hexitol anhydrides, for example polyethylene sorbitan monooleate. The aqueous suspensions may also contain one or more preservatives, for example ethyl, or *n*-propyl, *p*-hydroxybenzoate, one or more coloring agents, one or more flavoring agents, and one or more sweetening agents, such as sucrose or saccharin.

[0078] Oily suspensions may be formulated by suspending the active ingredient in a vegetable oil, for example arachis oil, olive oil, sesame oil or coconut oil, or in a mineral oil such as liquid paraffin. The oily suspensions may contain a thickening agent, for example beeswax, hard paraffin or cetyl alcohol. Sweetening agents such as those set forth above, and flavoring agents may be added to provide a palatable oral preparation. These compositions may be preserved by the addition of an anti-oxidant such as ascorbic acid.

[0079] Dispersible powders and granules suitable for preparation of an aqueous suspension by the addition of water provide the active ingredient in admixture with a dispersing or wetting agent, suspending agent and one or more preservatives. Suitable dispersing or wetting agents and suspending agents are exemplified by those already mentioned above. Additional excipients, for example sweetening, flavoring and coloring agents, may also be present.

[0080] The pharmaceutical compositions of the disclosure may also be in the form of oil-in-water emulsions. The oily phase may be a vegetable oil, for example olive oil or arachis oil, or a mineral oil, for example liquid paraffin or mixtures of these. Suitable emulsifying agents may be naturally-occurring gums, for example gum acacia or gum tragacanth, naturally-occurring phosphatides, for example soy bean, lecithin, and esters or partial esters derived from fatty acids and hexitol anhydrides, for example sorbitan monooleate, and condensation products of the said partial esters with ethylene oxide, for example polyoxyethylene sorbitan monooleate. The emulsions may also contain sweetening and flavoring agents.

[0081] Syrups and elixirs may be formulated with sweetening agents, for example glycerol, propylene glycol, sorbitol or sucrose. Such formulations may also contain a demulcent, a preservative and flavoring and coloring agents. Oral solutions can be prepared in combination with, for example, cyclodextrin, PEG and surfactants.

[0082] The pharmaceutical compositions may be in the form of a sterile injectable aqueous or oleagenous suspension. This suspension may be formulated according to the known art using those suitable dispersing or wetting agents and suspending agents which have been mentioned above. The sterile injectable preparation may also be a sterile injectable solution or suspension in a non-toxic parenterally-acceptable diluent or solvent, for example as a solution in 1,3-butane diol. Among the acceptable vehicles and solvents that may be employed are water, Ringer's solution and isotonic sodium chloride solution. In addition, sterile, fixed oils are conventionally employed as a solvent or suspending medium. For this purpose any bland fixed oil may be employed including synthetic mono- or diglycerides. In addition, fatty acids such as oleic acid find use in the preparation of injectables.

[0083] The compounds of the present disclosure may also be administered in the form of suppositories for rectal administration of the drug. These compositions can be prepared by

mixing the drug with a suitable non-irritating excipient which is solid at ordinary temperatures but liquid at the rectal temperature and will therefore melt in the rectum to release the drug. Such materials include cocoa butter and polyethylene glycols. Additionally, the compounds can be administered via ocular delivery by means of solutions or ointments. Still further, transdermal
5 delivery of the subject compounds can be accomplished by means of iontophoretic patches and the like. For topical use, creams, ointments, jellies, solutions or suspensions, etc., containing the compounds of the present disclosure are employed. As used herein, topical application is also meant to include the use of mouth washes and gargles.

[0084] The compounds of this disclosure may also be coupled with a carrier that is a suitable
10 polymer for targetable drug carriers. Such polymers can include polyvinylpyrrolidone, pyran copolymer, polyhydroxy-propyl-methacrylamide-phenol, polyhydroxyethyl-aspartamide-phenol, or polyethyleneoxide-polylysine substituted with palmitoyl residues. Furthermore, the compounds of the disclosure may be coupled to a carrier that is a class of biodegradable polymers useful in achieving controlled release of a drug, for example polylactic acid,
15 polyglycolic acid, copolymers of polylactic and polyglycolic acid, polyepsilon caprolactone, polyhydroxy butyric acid, polyorthoesters, polyacetals, polydihydropyrans, polycyanoacrylates and cross linked or amphipathic block copolymers of hydrogels. Polymers and semipermeable polymer matrices may be formed into shaped articles, such as valves, stents, tubing, prostheses and the like. In one embodiment of the disclosure, the compound of the disclosure is coupled to
20 a polymer or semipermeable polymer matrix that is formed as a stent or stent-graft device.

METHODS OF TREATING DISEASES AND DISORDERS

[0085] The compounds of the disclosure may be used as immunomodulators. The compounds of the disclosure may be used as agonists, antagonists, partial agonists, inverse agonists,
25 inhibitors of PD-1 and/or PD-L1 in a variety of contexts, both *in vitro* and *in vivo*. In some embodiments, the compounds of the disclosure may be used as inhibitors of the PD-1/PD-L1 protein protein interaction. In some embodiments, the compounds of the disclosure may be used as inhibitors of PD-L1. In some embodiments, the compounds of the disclosure may be used as inhibitors of the CD80/PD-L1 protein protein interaction. In some embodiments, the compounds

of the disclosure may be used to inhibit the interaction between PD-1 and PD-L1 and/or PD-1 and CD80 and/or PD-1 and PD-L2 *in vitro* or *in vivo*. In some embodiments, the compounds of the disclosure may be used to inhibit VISTA and/or TIM-3. In some embodiments, the compounds of the disclosure may be inhibitors of the PD-1/PD-L1 protein protein interaction and inhibitors of VISTA and/or TIM-3. In some embodiments, in addition to being inhibitors of the PD-1/PD-L1 protein protein interaction, the compounds of the disclosure may be inhibitors of CTLA-4 and/or BTLA and/or LAG-3 and/or KLRG-1 and/or 2B4 and/or CD160 and/or HVEM and/or CD48 and/or E-cadherin and/or MHC-II and/or galectin-9 and/or CD86 and/or PD-L2 and/or VISTA and/or TIM-3 and/or CD80.

10 [0086] The compounds of the disclosure may be contacted with the receptor they interact with, in aqueous solution and under conditions otherwise suitable for binding of the ligand to the receptor. The receptor may be present in suspension (*e.g.*, in an isolated membrane or cell preparation), in a cultured or isolated cell, or in a tissue or organ.

15 [0087] Preferably, the amount of the compounds of the disclosure contacted with the receptor should be sufficient to inhibit the PD-1/PD-L1 binding *in vitro* as measured, for example, using an ELISA. The receptor may be present in solution or suspension, in a cultured or isolated cell preparation or within a patient.

20 [0088] In some embodiments, the compounds of the present disclosure are useful for restoring and augmenting T cell activation. In some embodiments, the compounds of the present disclosure are useful for enhancing an immune response in a patient. In some embodiments, the compounds of the present disclosure are useful for treating, preventing, or slowing the progression of diseases or disorders in a variety of therapeutic areas, such as cancer and infectious diseases.

25 [0089] In some embodiments, the compounds of the present disclosure can be used for treating patients suffering from conditions that are responsive to PD-1/PD-L1 protein protein interaction modulation.

[0090] In some embodiments, a method of modulating an immune response mediated by the PD-1 signaling pathway in a subject, comprising administering to the subject a therapeutically effective amount of a compound of the present disclosure including a compound of Formulae (I),

(Ia), or (Ib), or a pharmaceutically acceptable salt thereof or a composition comprising a compound of Formulae (I), (Ia), or (Ib), or a pharmaceutically acceptable salt thereof, is provided.

- 5 [0091] In some embodiments, a method of enhancing, stimulating, modulating and/or increasing the immune response in a subject in need thereof, comprising administering to the subject a therapeutically effective amount of a compound of the present disclosure including a compound of Formulae (I), (Ia), or (Ib), or a pharmaceutically acceptable salt thereof or a composition of a compound of the present disclosure including a compound of Formula (I), (Ia), or (Ib), or a pharmaceutically acceptable salt thereof, is provided.
- 10 [0092] In some embodiments, a method of inhibiting growth, proliferation, or metastasis of cancer cells in a subject in need thereof, comprising administering to the subject a therapeutically effective amount of a compound of the present disclosure including a compound of Formula (I), (Ia), or (Ib), or a pharmaceutically acceptable salt thereof or a composition of a compound of the present disclosure including a compound of Formula (I), (Ia), or (Ib), or a pharmaceutically acceptable salt thereof, is provided.
- 15

- [0093] In some embodiments, a method of treating a subject in need thereof, comprising administering to the subject a therapeutically effective amount of a compound of the present disclosure including a compound of Formulae (I), (Ia), or (Ib), or a pharmaceutically acceptable salt thereof or a composition of a compound of the present disclosure including a compound of Formulae (I), (Ia), or (Ib), or a pharmaceutically acceptable salt thereof, is provided.
- 20

- [0094] In some embodiments, the subject suffers from a disease or disorder selected from the group consisting of an infectious disease, a bacterial infectious disease, a viral infectious disease a fungal infectious disease, a solid tumor, a hematological malignancy, an immune disorder, an inflammatory disease, and cancer. In some embodiments, the disease or disorder is selected from the group consisting of melanoma, glioblastoma, esophagus tumor, nasopharyngeal carcinoma, uveal melanoma, lymphoma, lymphocytic lymphoma, primary CNS lymphoma, T-cell lymphoma, diffuse large B-cell lymphoma, primary mediastinal large B-cell lymphoma, prostate cancer, castration-resistant prostate cancer, chronic myelocytic leukemia, Kaposi's sarcoma fibrosarcoma, liposarcoma, chondrosarcoma, osteogenic sarcoma, angiosarcoma,
- 25

lymphangiosarcoma, synovioma, meningioma, leiomyosarcoma, rhabdomyosarcoma, sarcoma of soft tissue, sarcoma, sepsis, biliary tumor, basal cell carcinoma, thymus neoplasm, cancer of the thyroid gland, cancer of the parathyroid gland, uterine cancer, cancer of the adrenal gland, liver infection, Merkel cell carcinoma, nerve tumor, follicle center lymphoma, colon cancer,

5 Hodgkin's disease, non-Hodgkin's lymphoma, leukemia, chronic or acute leukemias including acute myeloid leukemia, chronic myeloid leukemia, acute lymphoblastic leukemia, chronic lymphocytic leukemia, multiple myeloma, ovary tumor, myelodysplastic syndrome, cutaneous or intraocular malignant melanoma, renal cell carcinoma, small-cell lung cancer, lung cancer, mesothelioma, breast cancer, squamous non-small cell lung cancer (SCLC), non-squamous

10 NSCLC, colorectal cancer, ovarian cancer, gastric cancer, hepatocellular carcinoma, pancreatic carcinoma, pancreatic cancer, Pancreatic ductal adenocarcinoma, squamous cell carcinoma of the head and neck, cancer of the head or neck, gastrointestinal tract, stomach cancer, HIV, Hepatitis A, Hepatitis B, Hepatitis C, hepatitis D, herpes viruses, papillomaviruses, influenza, bone cancer, skin cancer, rectal cancer, cancer of the anal region, testicular cancer, carcinoma of the fallopian

15 tubes, carcinoma of the endometrium, carcinoma of the cervix, carcinoma of the vagina, carcinoma of the vulva, cancer of the esophagus, cancer of the small intestine, cancer of the endocrine system, cancer of the urethra, cancer of the penis, cancer of the bladder, cancer of the kidney, cancer of the ureter, carcinoma of the renal pelvis, neoplasm of the central nervous system (CNS), tumor angiogenesis, spinal axis tumor, brain stem glioma, pituitary adenoma,

20 epidermoid cancer, abestosis, carcinoma, adenocarcinoma, papillary carcinoma, cystadenocarcinoma, bronchogenic carcinoma, renal cell carcinoma, transitional cell carcinoma, choriocarcinoma, seminoma, embryonal carcinoma, wilm's tumor, pleomorphic adenoma, liver cell papilloma, renal tubular adenoma, cystadenoma, papilloma, adenoma, leiomyoma, rhabdomyoma, hemangioma, lymphangioma, osteoma, chondroma, lipoma and fibroma.

25 **[0095]** In some embodiments, a therapeutically effective amount of one or more additional therapeutic agents is further administered to the subject. In some embodiments, the one or more additional therapeutic agents is selected from the group consisting of an antimicrobial agent, an antiviral agent, a cytotoxic agent, a gene expression modulatory agent, a chemotherapeutic agent, an anti-cancer agent, an anti-angiogenic agent, an immunotherapeutic agent, an anti-hormonal

30 agent, an anti-fibrotic agent, radiotherapy, a radiotherapeutic agent, an anti-neoplastic agent, and

an anti-proliferation agent. In some embodiments, the one or more additional therapeutic agent is an antagonist of a chemokine and/or chemoattractant receptor, which includes but is not limited to, CCR1, CCR2, CCR3, CCR4, CCR5, CCR6, CCR7, CCR8, CCR9, CCR10, CCR11, CCR12, CXCR1, CXCR2, CXCR3, CXCR4, CXCR5, CXCR6, CXCR7, C3aR, and/or C5aR.

5 Chemokine and/or chemoattractant receptor antagonists are known in the art and described in, for example, WO2007/002667, WO2007/002293, WO/2003/105853, WO/2007/022257, WO/2007/059108, WO/2007/044804, WO2007/115232, WO2007/115231, WO2008/147815, WO2010/030815, WO2010/075257, WO2011/163640, WO2010/054006, WO2010/051561, WO2011/035332, WO2013/082490, WO2013/082429, WO2014/085490, WO2014/100735,
10 WO2014/089495, WO2015/084842, WO2016/187393, WO2017/127409, WO 2017/087607, WO2017/087610, WO2017/176620, WO2018/222598, WO2018/222601, WO2013/130811, WO2006/076644, WO2008/008431, WO2009/038847, WO2008/008375, WO2008/008374, WO2008/010934, WO2009/009740, WO2005/112925, WO2005/112916, WO2005/113513, WO2004/085384, WO2004/046092. Chemokine and/or chemoattractant receptor antagonists
15 also include CCX354, CCX9588, CCX140, CCX872, CCX598, CCX6239, CCX9664, CCX2553, CCX3587, CCX3624, CCX 2991, CCX282, CCX025, CCX507, CCX430, CCX765, CCX224, CCX662, CCX650, CCX832, CCX168, CCX168-M1, CCX3022 and/or CCX3384.

[0096] In some embodiments, the compounds of the present disclosure may be used to inhibit an infectious disease. The infectious disease includes but is not limited to HIV, Influenza,
20 Herpes, Giardia, Malaria, Leishmania, the pathogenic infection by the virus Hepatitis (A, B, and C), herpes virus (e.g., VZV, HSV-I, HAV-6, HSV-II, and CMV, Epstein Barr virus), adenovirus, influenza virus, flaviviruses, echovirus, rhinovirus, coxsackie virus, cornovirus, respiratory syncytial virus, mumps virus, rotavirus, measles virus, rubella virus, parvovirus, vaccinia virus, HTLV virus, dengue virus, papillomavirus, molluscum virus, poliovirus, rabies virus, JC virus
25 and arboviral encephalitis virus, pathogenic infection by the bacteria chlamydia, rickettsial bacteria, mycobacteria, staphylococci, streptococci, pneumococci, meningococci and conococci, klebsiella, proteus, serratia, pseudomonas, E. coli, legionella, diphtheria, salmonella, bacilli, cholera, tetanus, botulism, anthrax, plague, leptospirosis, and Lyme's disease bacteria,
30 Cryptococcus neoformans, Aspergillus (fumigatus, niger, etc.), Genus Mucorales (mucor,

absidia, rhizopus), *Sporothrix schenckii*, *Blastomyces dermatitidis*, *Paracoccidioides brasiliensis*, *Coccidioides immitis* and *Histoplasma capsulatum*, and pathogenic infection by the parasites *Entamoeba histolytica*, *Balantidium coli*, *Naegleria fowleri*, *Acanthamoeba* sp., *Giardia lamblia*, *Cryptosporidium* sp., *Pneumocystis carinii*, *Plasmodium vivax*, *Babesia microti*, *Trypanosoma*
5 *brucei*, *Trypanosoma cruzi*, *Leishmania donovani*, *Toxoplasma gondi*, *Nippostrongylus*
brasiliensis.

[0097] In some embodiments, the compounds of the present disclosure may be used to inhibit HIV infection, delay AIDS progression, deplete HIV viral reservoir or decrease the severity of symptoms or HIV infection and AIDS.

10 [0098] The compounds of the present disclosure may be used for the treatment of cancers and precancerous conditions in a subject.

[0099] Treatment methods provided herein include, in general, administration to a patient an effective amount of one or more compounds provided herein. Suitable patients include those patients suffering from or susceptible to (*i.e.*, prophylactic treatment) a disorder or disease
15 identified herein. Typical patients for treatment as described herein include mammals, particularly primates, especially humans. Other suitable patients include domesticated companion animals such as a dog, cat, horse, and the like, or a livestock animal such as cattle, pig, sheep and the like.

[0100] In general, treatment methods provided herein comprise administering to a patient an
20 effective amount of a compound one or more compounds provided herein. In a preferred embodiment, the compound(s) of the disclosure are preferably administered to a patient (*e.g.*, a human) intravenously, orally or topically. The effective amount may be an amount sufficient to modulate the PD-1/PD-L1 interaction and/or an amount sufficient to reduce or alleviate the symptoms presented by the patient. Preferably, the amount administered is sufficient to yield a
25 plasma concentration of the compound (or its active metabolite, if the compound is a pro-drug) high enough to sufficiently modulate the PD-1/PD-L1 interaction. Treatment regimens may vary depending on the compound used and the particular condition to be treated; for treatment of most disorders, a frequency of administration of 4 times daily or less is preferred. In general, a dosage regimen of 2 times daily is more preferred, with once a day dosing particularly preferred. It will

be understood, however, that the specific dose level and treatment regimen for any particular patient will depend upon a variety of factors including the activity of the specific compound employed, the age, body weight, general health, sex, diet, time of administration, route of administration, rate of excretion, drug combination (*i.e.*, other drugs being administered to the patient) and the severity of the particular disease undergoing therapy, as well as the judgment of the prescribing medical practitioner. In general, the use of the minimum dose sufficient to provide effective therapy is preferred. Patients may generally be monitored for therapeutic effectiveness using medical or veterinary criteria suitable for the condition being treated or prevented.

10

COMBINATIONS

[0101] A concomitant medicine comprising the compounds of the present disclosure and other drug may be administered as a combination preparation in which both components are contained in a single formulation, or administered as separate formulations. The administration by separate formulations includes simultaneous administration and administration with some time intervals. In the case of the administration with some time intervals, the compound of the present disclosure can be administered first, followed by another drug or another drug can be administered first, followed by the compound of the present disclosure. The administration method of the respective drugs may be the same or different.

20

[0102] The dosage of the other drug can be properly selected, based on a dosage that has been clinically used. The compounding ratio of the compound of the present disclosure and the other drug can be properly selected according to age and weight of a subject to be administered, administration method, administration time, disorder to be treated, symptom and combination thereof. For example, the other drug may be used in an amount of 0.01 to 100 parts by mass, based on 1 part by mass of the compound of the present disclosure. The other drug may be a combination of two or more kind of arbitrary drugs in a proper proportion.

25

[0103] The compounds described herein may be used or combined with one or more therapeutic agent such as an antimicrobial agent, an antiviral agent, a cytotoxic agent, a gene expression modulatory agent, a chemotherapeutic agent, an anti-cancer agent, an anti-angiogenic

agent, an immunotherapeutic agent, an anti-hormonal agent, an anti-fibrotic agent, radiotherapy, a radiotherapeutic agent, an anti-neoplastic agent, and an anti-proliferation agent. These therapeutic agents may be in the forms of compounds, antibodies, polypeptides, or polynucleotides.

5 [0104] The compounds described herein may be used or combined with one or more of a therapeutic antibody, a bispecific antibody and “antibody-like” therapeutic protein (such as DARTs®, Duobodies®, Bites®, XmAbs®, TandAbs®, Fab derivatives), an antibody-drug conjugate (ADC), a virus, an oncolytic virus, gene modifiers or editors such as CRISPR (including CRISPR Cas9), zinc finger nucleases or synthetic nucleases (TALENs), a CAR (chimeric antigen receptor) T-cell immunotherapeutic agent, or any combination thereof.

[0105] Examples of chemotherapeutics include an alkylation agent, nitrosourea agent, antimetabolite, anticancer antibiotics, vegetable-origin alkaloid, topoisomerase inhibitor, hormone drug, hormone antagonist, aromatase inhibitor, P-glycoprotein inhibitor, platinum complex derivative, other immunotherapeutic drugs and other anticancer drugs.

15 [0106] The compounds described herein may be used or combined with a cancer treatment adjunct, such as a leucopenia (neutropenia) treatment drug, thrombocytopenia treatment drug, antiemetic and cancer pain intervention drug, concomitantly or in a mixture form.

[0107] The compounds described herein may be used or combined with a kinase inhibitor.

[0108] In one embodiment, the compounds of the present disclosure can be used with other immunomodulators and/or a potentiating agent concomitantly or in a mixture form. Examples of the immunomodulator include various cytokines, vaccines and adjuvants. Examples of these cytokines, vaccines and adjuvants that stimulates immune responses include but not limited to GM-CSF, M-CSF, G-CSF, interferon- α , β , or γ , IL-1, IL-2, IL-3, IL-12, Poly (I:C) and CPG. The potentiating agents include cyclophosphamide and analogs of cyclophosphamide, anti-TGF and imatinib (Gleevac), a mitosis inhibitor, such as paclitaxel, Sunitinib (Sutent) or other antiangiogenic agents, an aromatase inhibitor, such as letrozole, an A2a adenosine receptor (A2AR) antagonist, an angiogenesis inhibitor, anthracyclines, oxaliplatin, doxorubicin, TLR4 antagonists, and IL-18 antagonists.

[0109] In some embodiments, the compounds described herein may be used or combined with one or more modulator of CCR1, CCR2, CCR3, CCR4, CCR5, CCR6, CCR7, CCR8, CCR9, CCR10, CCR11, CXCR1, CXCR2, CXCR3, CXCR4, CXCR5, CXCR6, CXCR7, ChemR23, C5aR, C5a, and C5. In some embodiments, the modulator is an antagonist.

5 [0110] In some embodiments, the compounds described herein may be used or combined with one or more chemokine and/or chemoattractant receptor antagonists described in, for example, WO2007/002667, WO2007/002293, WO/2003/105853, WO/2007/022257, WO/2007/059108, WO/2007/044804, WO2007/115232, WO2007/115231, WO2008/147815, WO2010/030815, WO2010/075257, WO2011/163640, WO2010/054006, WO2010/051561, WO2011/035332,
10 WO2013/082490, WO2013/082429, WO2014/085490, WO2014/100735, WO2014/089495, WO2015/084842, WO2016/187393, WO2017/127409, WO 2017/087607, WO2017/087610, WO2017/176620, WO2018/222598, WO2018/222601, WO2013/130811, WO2006/076644, WO2008/008431, WO2009/038847, WO2008/008375, WO2008/008374, WO2008/010934, WO2009/009740, WO2005/112925, WO2005/112916, WO2005/113513, WO2004/085384,
15 WO2004/046092. Chemokine and/or chemoattractant receptor antagonists useful in the present disclosure also include CCX354, CCX9588, CCX140, CCX872, CCX598, CCX6239, CCX9664, CCX2553, CCX3587, CCX3624, CCX 2991, CCX282, CCX025, CCX507, CCX430, CCX765, CCX224, CCX662, CCX650, CCX832, CCX168, CCX168-M1, CCX3022 and/or CCX3384.

20 **DOSAGE**

[0111] Dosage levels of the order of from about 0.1 mg to about 140 mg per kilogram of body weight per day are useful in the treatment or preventions of conditions involving the PD-1/PD-L1 interaction (about 0.5 mg to about 7 g per human patient per day). The amount of active ingredient that may be combined with the carrier materials to produce a single dosage form will
25 vary depending upon the host treated and the particular mode of administration. Dosage unit forms will generally contain between from about 1 mg to about 500 mg of an active ingredient. For compounds administered orally, transdermally, intravenously, or subcutaneously, it is preferred that sufficient amount of the compound be administered to achieve a serum concentration of 5 ng (nanograms)/mL-10 µg (micrograms)/mL serum, more preferably

sufficient compound to achieve a serum concentration of 20 ng-1 $\mu\text{g/ml}$ serum should be administered, most preferably sufficient compound to achieve a serum concentration of 50 ng/ml-200 ng/ml serum should be administered. For direct injection into the synovium (for the treatment of arthritis) sufficient compounds should be administered to achieve a local
5 concentration of approximately 1 micromolar.

[0112] Frequency of dosage may also vary depending on the compound used and the particular disease treated. However, for treatment of most disorders, a dosage regimen of 4 times daily, three times daily, or less is preferred, with a dosage regimen of once daily or 2 times daily being particularly preferred. It will be understood, however, that the specific dose level for any
10 particular patient will depend upon a variety of factors including the activity of the specific compound employed, the age, body weight, general health, sex, diet, time of administration, route of administration, and rate of excretion, drug combination (*i.e.*, other drugs being administered to the patient), the severity of the particular disease undergoing therapy, and other factors, including the judgment of the prescribing medical practitioner.

[0113] In another aspect of the disclosure, the compounds of the disclosure can be used in a variety of non-pharmaceutical *in vitro* and *in vivo* application. The compounds of the disclosure may also be used as positive controls in assays for PD-1/PD-L1 interaction activity, *i.e.*, as standards for determining the ability of a candidate agent to bind to PD-1 and/or PD-L1, or as radiotracers for positron emission tomography (PET) imaging or for single photon emission
20 computerized tomography (SPECT).

[0114] Also within the scope of the present disclosure are kits comprising a compound of the present disclosure or pharmaceutically acceptable salts thereof and instructions for use. The kit can further contain at least one additional reagent. Kits typically include a label indicating the intended use of the contents of the kit. The term label includes any writing, or recorded material
25 supplied on or with the kit, or which otherwise accompanies the kit.

EXAMPLES

[0115] The following Examples illustrate various methods of making compounds of this disclosure including compounds of Formulae (I), (Ia) or (Ib). The following examples are offered to illustrate, but not to limit the claimed disclosure.

5 [0116] Reagents and solvents used below can be obtained from commercial sources such as Aldrich Chemical Co. (Milwaukee, Wisconsin, USA). ¹H-NMR spectra were recorded on a Varian Mercury 400 MHz NMR spectrometer. Significant peaks are provided relative to TMS and are tabulated in the order: multiplicity (s, singlet; d, doublet; t, triplet; q, quartet; m, multiplet) and number of protons. Mass spectrometry results are reported as the ratio of mass
10 over charge. In the examples, a single *m/z* value is reported for the M+H (or, as noted, M-H) ion containing the most common atomic isotopes. Isotope patterns correspond to the expected formula in all cases. Electrospray ionization (ESI) mass spectrometry analysis was conducted on a Hewlett-Packard MSD electrospray mass spectrometer using the HP1100 HPLC for sample delivery. Normally the analyte was dissolved in methanol or CH₃CN at 0.1 mg/mL and 1
15 microliter was infused with the delivery solvent into the mass spectrometer, which scanned from 100 to 1000 Daltons. All compounds could be analyzed in the positive or negative ESI mode, using acetonitrile/water with 1% formic acid as the delivery solvent.

[0117] The following abbreviations are used in the Examples and throughout the description of the disclosure: TLC means Thin layer chromatography.

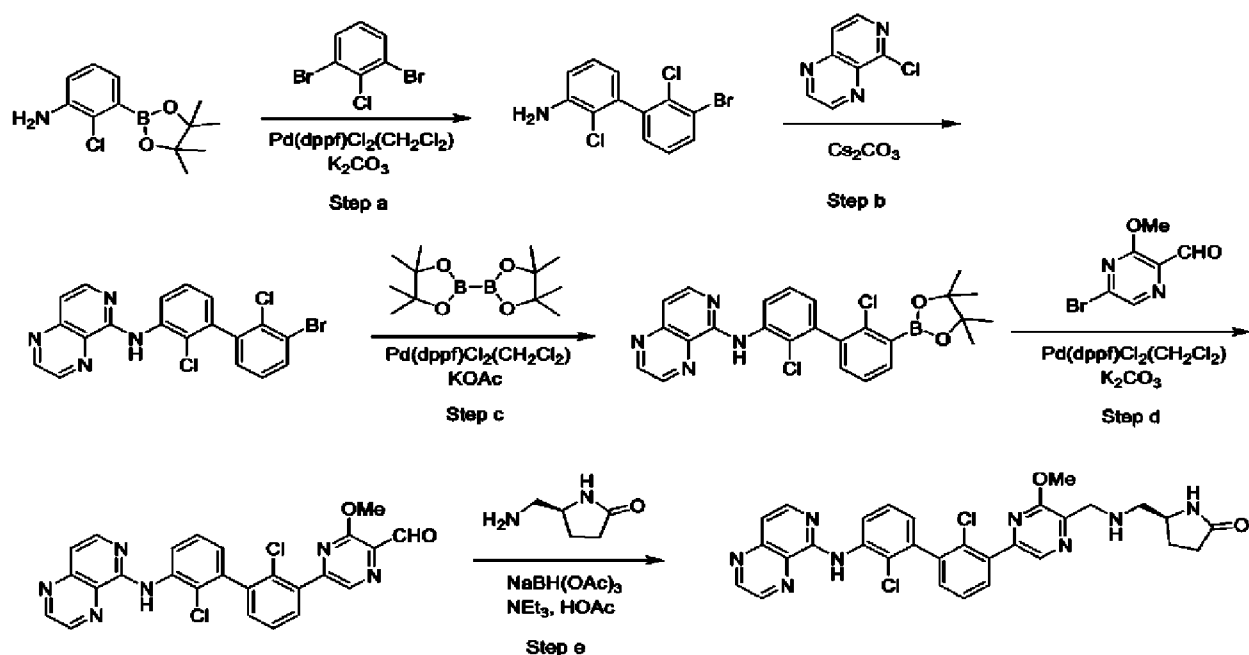
20 [0118] Compounds within the scope of this disclosure can be synthesized as described below, using a variety of reactions known to the skilled artisan. One skilled in the art will also recognize that alternative methods may be employed to synthesize the target compounds of this disclosure, and that the approaches described within the body of this document are not exhaustive, but do provide broadly applicable and practical routes to compounds of interest.

25 [0119] Certain molecules claimed in this patent can exist in different enantiomeric and diastereomeric forms and all such variants of these compounds are claimed unless a specific enantiomer is specified.

[0120] The detailed description of the experimental procedures used to synthesize key compounds in this text lead to molecules that are described by the physical data identifying them as well as by the structural depictions associated with them.

[0121] Those skilled in the art will also recognize that during standard work up procedures in organic chemistry, acids and bases are frequently used. Salts of the parent compounds are sometimes produced, if they possess the necessary intrinsic acidity or basicity, during the experimental procedures described within this patent.

Example 1: (S)-5-((((5-(2,2'-dichloro-3'-(pyrido[3,4-b]pyrazin-5-ylamino)-[1,1'-biphenyl]-3-yl)-3-methoxypyrazin-2-yl)methyl)amino)methyl)pyrrolidin-2-one



10

[0122] Step a: A mixture of 2-chloro-3-(4,4,5,5-tetramethyl-1,3,2-dioxaborolan-2-yl)aniline (10 g, 39.44 mmol), 1,3-dibromo-2-chlorobenzene (32 g, 118.3 mmol), K₂CO₃ (18.53 g, 134 mmol) and Pd(dppf)Cl₂ complex with DCM (3.22 g, 3.94 mmol) in dioxane (200 mL) and water (30 mL) was stirred under N₂ at 90 °C for 3 h. The contents were cooled to room temperature and purified by silica gel flash chromatography to afford 3'-bromo-2,2'-dichloro-[1,1'-biphenyl]-3-amine. MS: (ES) *m/z* calculated for C₁₂H₉BrCl₂N [M + H]⁺ 315.9, found 315.9.

15

[0123] Step b: A mixture of 5-chloropyrido[3,4-*b*]pyrazine (7.20 g, 22.7 mmol), 3'-bromo-2,2'-dichloro-[1,1'-biphenyl]-3-amine (3.76 g, 22.7 mmol), and Cs₂CO₃ (11.09 g, 34 mmol) in DMSO (80 mL) was stirred at 75 °C overnight. The contents were cooled to room temperature, diluted with EtOAc and filtered over a plug of Celite[®]. The filtrate was collected, washed with
5 water and purified by silica gel flash chromatography to afford *N*-(3'-bromo-2,2'-dichloro-[1,1'-biphenyl]-3-yl)pyrido[3,4-*b*]pyrazin-5-amine. MS: (ES) *m/z* calculated for C₁₉H₁₂BrCl₂N₄ [M + H]⁺ 445.0, found 445.0.

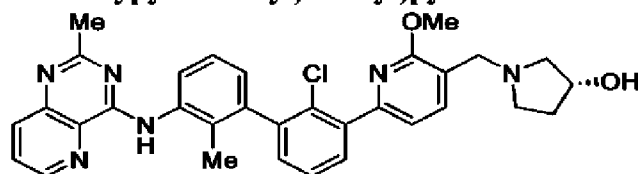
[0124] Step c: A mixture of *N*-(3'-bromo-2,2'-dichloro-[1,1'-biphenyl]-3-yl)pyrido[3,4-*b*]pyrazin-5-amine (4.88 g, 10.94 mmol), 4,4,4',4',5,5,5',5'-octamethyl-2,2'-bi(1,3,2-
10 dioxaborolane) (3.05g, 12 mmol), KOAc (2.68 g, 27.35 mmol), and Pd(dppf)Cl₂ complex with DCM (893 mg, 1.09 mmol) in dioxane (100 mL) was stirred under N₂ at 100 °C for 10 h. The contents were cooled to room temperature and purified by silica gel flash chromatography to afford *N*-(2,2'-dichloro-3'-(4,4,5,5-tetramethyl-1,3,2-dioxaborolan-2-yl)-[1,1'-biphenyl]-3-yl)pyrido[3,4-*b*]pyrazin-5-amine. MS: (ES) *m/z* calculated for C₂₅H₂₄BCl₂N₄O₂ [M + H]⁺ 493.1,
15 found 492.9.

[0125] Step d: A mixture of *N*-(2,2'-dichloro-3'-(4,4,5,5-tetramethyl-1,3,2-dioxaborolan-2-yl)-[1,1'-biphenyl]-3-yl)pyrido[3,4-*b*]pyrazin-5-amine (340 mg, 0.69 mmol), 5-bromo-3-methoxypyrazine-2-carbaldehyde (180 mg, 0.83 mmol), K₂CO₃ (238 mg, 1.73 mmol) and Pd(dppf)Cl₂ complex with DCM (81 mg, 0.10 mmol) in dioxane (5 mL) and water (0.75 mL)
20 was stirred under N₂ at 90 °C for 3 h. The contents were cooled to room temperature and purified by silica gel flash chromatography to afford 5-(2,2'-dichloro-3'-(pyrido[3,4-*b*]pyrazin-5-ylamino)-[1,1'-biphenyl]-3-yl)-3-methoxypyrazine-2-carbaldehyde. MS: (ES) *m/z* calculated for C₂₅H₁₇Cl₂N₆O₂ [M + H]⁺ 503.1, found 503.0.

[0126] Step e: A mixture of 5-(2,2'-dichloro-3'-(pyrido[3,4-*b*]pyrazin-5-ylamino)-[1,1'-
25 biphenyl]-3-yl)-3-methoxypyrazine-2-carbaldehyde (40 mg, 0.080 mmol), (*S*)-5-(aminomethyl)pyrrolidin-2-one hydrochloride (15 mg, 0.10 mmol), Et₃N (15 mg, 0.15 mmol) and AcOH (90 mg, 1.5 mmol) in EtOH (1 mL) and DCM (1 mL) was heated at 65 °C for 0.5 h. The contents were cooled to room temperature and NaBH(OAc)₃ (45 mg, 0.71 mmol) was added. After stirring for 30 min the reaction was quenched with *sat.* NaHCO₃ and extracted with DCM.

The organic layer was collected and concentrated *in vacuo*. The obtained residue was purified by silica gel flash chromatography followed by preparative HPLC to give (*S*)-5-((((5-(2,2'-dichloro-3'-(pyrido[3,4-*b*]pyrazin-5-ylamino)-[1,1'-biphenyl]-3-yl)-3-methoxy-pyrazin-2-yl)methyl)amino)methyl)pyrrolidin-2-one. ¹H NMR (400 MHz, CD₃OD) δ 9.25 (s, 1H), 9.06 (s, 1H), 8.54 (s, 1H), 8.03 (d, *J* = 7.6 Hz, 1H), 7.93 (d, *J* = 6.4 Hz, 1H), 7.40 (d, *J* = 7.6 Hz, 1H), 7.68 (dd, *J* = 7.6, 7.6 Hz, 1H), 7.61 (dd, *J* = 7.6, 7.6 Hz, 1H), 7.53 (m, 2H), 7.47 (d, *J* = 6.8 Hz, 1H), 4.53 (s, 2H), 4.12 (s, 2H), 4.11 (s, 3H), 3.41 – 3.21 (m, 1H), 2.50 – 2.32 (m, 3H), 2.04 – 1.92 (m, 1H). MS: (ES) *m/z* calculated C₃₀H₂₇Cl₂N₈O₂ [M + H]⁺ 601.2, found 600.9.

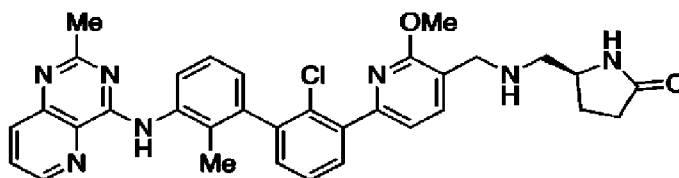
Example 2: (*R*)-1-(((6-(2-chloro-2'-methyl-3'-((2-methylpyrido[3,2-*d*]pyrimidin-4-yl)amino)-[1,1'-biphenyl]-3-yl)-2-methoxy-pyridin-3-yl)methyl)pyrrolidin-3-ol



[0127] The compound was prepared from 6-(2-chloro-2'-methyl-3'-((2-methylpyrido[3,2-*d*]pyrimidin-4-yl)amino)-[1,1'-biphenyl]-3-yl)-2-methoxynicotinaldehyde and (*R*)-pyrrolidin-3-ol hydrochloride using a procedure similar to **Example 1**. The crude material was purified by silica gel column chromatography to give (*R*)-1-(((6-(2-chloro-2'-methyl-3'-((2-methylpyrido[3,2-*d*]pyrimidin-4-yl)amino)-[1,1'-biphenyl]-3-yl)-2-methoxy-pyridin-3-yl)methyl)pyrrolidin-3-ol.

¹H NMR (400 MHz, CD₃OD) δ 8.81 (dd, *J* = 4.2, 1.5 Hz, 1H), 8.09 – 8.01 (m, 2H), 7.84 – 7.74 (m, 2H), 7.61 (dd, *J* = 7.6, 1.7 Hz, 1H), 7.47 (dd, *J* = 7.6, 7.6 Hz, 1H), 7.41 – 7.31 (m, 2H), 7.26 (d, *J* = 7.5 Hz, 1H), 7.14 – 7.07 (m, 1H), 4.38 (m, 1H), 4.00 (s, 3H), 3.89 – 3.75 (m, 2H), 2.94 (ddd, *J* = 16.8, 9.4, 6.7 Hz, 2H), 2.71 (ddd, *J* = 23.4, 10.2, 4.7 Hz, 2H), 2.57 (s, 3H), 2.15 (s, 4H), 1.78 (d, *J* = 8.7 Hz, 1H). MS: (ES) *m/z* calculated for C₃₂H₃₂ClN₆O₂ [M + H]⁺ 567.2, found 567.5.

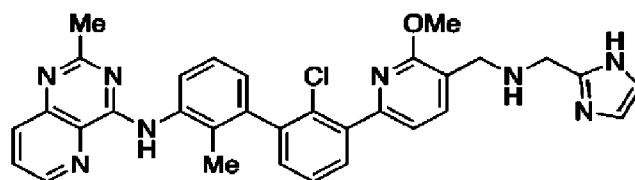
Example 3: (*S*)-5-((((6-(2-chloro-2'-methyl-3'-((2-methylpyrido[3,2-*d*]pyrimidin-4-yl)amino)-[1,1'-biphenyl]-3-yl)-2-methoxy-pyridin-3-yl)methyl)amino)methyl)pyrrolidin-2-one



[0128] Step a: To a stirred solution of *N*-(2'-chloro-2-methyl-3'-(4,4,5,5-tetramethyl-1,3,2-dioxaborolan-2-yl)-[1,1'-biphenyl]-3-yl)-2-methylpyrido[3,2-*d*]pyrimidin-4-amine (370 mg, 0.76 mmol), 6-chloro-2-methoxynicotinaldehyde (160 mg, 0.91 mmol), and K₃PO₄ (570 mg, 2.7 mmol) in a 1:1 solution of 1,4-dioxane/H₂O (8 mL) under N₂ was added Pd(PPh₃)₄ (110 mg, 0.091 mmol). After stirring at 90 °C for 16 h, the mixture was diluted with H₂O and extracted with EtOAc. The combined organic layers were dried over MgSO₄, filtered, and concentrated *in vacuo*. The crude residue was purified by silica gel column chromatography to give 6-(2-chloro-2'-methyl-3'-((2-methylpyrido[3,2-*d*]pyrimidin-4-yl)amino)-[1,1'-biphenyl]-3-yl)-2-methoxynicotinaldehyde. MS: (ES) *m/z* calculated for C₂₈H₂₃ClN₅O₂ [M + H]⁺ 496.2, found 496.2.

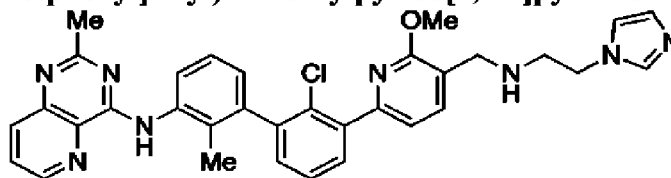
[0129] Step b: To a stirred solution of 6-(2-chloro-2'-methyl-3'-((2-methylpyrido[3,2-*d*]pyrimidin-4-yl)amino)-[1,1'-biphenyl]-3-yl)-2-methoxynicotinaldehyde (53 mg, 0.106 mmol), (*S*)-5-(aminomethyl)pyrrolidin-2-one hydrochloride (64 mg, 0.42 mmol), and triethylamine (60 μL, 0.42 mmol) in a 4:1 solution of DCM/MeOH (2 mL) was added NaBH(OAc)₃ (230 mg, 1.1 mmol). After stirring for 30 min, the mixture was filtered through Celite and the volatiles were removed *in vacuo*. The crude residue was purified by silica gel column chromatography to give the desired product (*S*)-5-((((6-(2-chloro-2'-methyl-3'-((2-methylpyrido[3,2-*d*]pyrimidin-4-yl)amino)-[1,1'-biphenyl]-3-yl)-2-methoxy-pyridin-3-yl)methyl)amino)methyl)pyrrolidin-2-one. ¹H NMR (400 MHz, CDCl₃) δ 9.23 (s, 1H), 8.72 (dd, *J* = 4.3, 1.5 Hz, 1H), 8.58 (dd, *J* = 8.2, 1.3 Hz, 1H), 8.09 (dd, *J* = 8.4, 1.5 Hz, 1H), 7.67 (dd, *J* = 8.5, 4.2 Hz, 1H), 7.63 (dd, *J* = 7.7, 1.8 Hz, 1H), 7.58 (d, *J* = 7.4 Hz, 1H), 7.42 (d, *J* = 7.6 Hz, 1H), 7.38 (d, *J* = 8.1 Hz, 1H), 7.29 (dd, *J* = 7.5, 1.8 Hz, 1H), 7.26 (d, *J* = 1.3 Hz, 1H), 7.09 – 7.03 (m, 1H), 6.42 (s, 1H), 4.02 (s, 3H), 3.80 (s, 2H), 3.78 – 3.71 (m, 1H), 2.78 (dd, *J* = 12.0, 4.2 Hz, 1H), 2.72 (s, 3H), 2.57 (dd, *J* = 12.0, 8.5 Hz, 1H), 2.39 – 2.32 (m, 3H), 2.26 (s, 3H), 2.25 – 2.16 (m, 1H), 1.83 – 1.67 (m, 1H). MS: (ES) *m/z* calculated for C₃₃H₃₃ClN₇O₂ [M + H]⁺ 594.2, found 594.2.

Example 4: *N*-(3'-(5-((((1*H*-imidazol-2-yl)methyl)amino)methyl)-6-methoxy-pyridin-2-yl)-2'-chloro-2-methyl-[1,1'-biphenyl]-3-yl)-2-methylpyrido[3,2-*d*]pyrimidin-4-amine



[0130] The compound was prepared from 6-(2-chloro-2'-methyl-3'-((2-methylpyrido[3,2-
 5 d]pyrimidin-4-yl)amino)-[1,1'-biphenyl]-3-yl)-2-methoxynicotinaldehyde and (1*H*-imidazol-2-
 yl)methanamine hydrochloride using a procedure similar to step e in **Example 1**. The product
 was purified by preparative HPLC to give the desired product *N*-(3'-(5-(((1*H*-imidazol-2-
 10 yl)methyl)amino)methyl)-6-methoxypyridin-2-yl)-2'-chloro-2-methyl-[1,1'-biphenyl]-3-yl)-2-
 methylpyrido[3,2-*d*]pyrimidin-4-amine. ¹H NMR (400 MHz, CDCl₃) δ 9.84 (s, 1H), 8.93 (dd, *J*
 = 4.3, 1.4 Hz, 1H), 8.73 (dd, *J* = 8.6, 1.4 Hz, 1H), 8.15 (d, *J* = 8.1 Hz, 1H), 7.92 (dd, *J* = 8.6, 4.3
 15 Hz, 1H), 7.84 (d, *J* = 7.6 Hz, 1H), 7.65 (dd, *J* = 7.7, 1.7 Hz, 1H), 7.48 (d, *J* = 7.6 Hz, 1H), 7.44
 (d, *J* = 7.6 Hz, 1H), 7.34 (dd, *J* = 7.6, 1.7 Hz, 2H), 7.31 (s, 2H), 4.66 (s, 2H), 4.32 (s, 2H), 4.06
 (s, 3H), 2.89 (s, 3H), 2.24 (s, 3H). MS: (ES) *m/z* calculated for C₃₂H₃₀ClN₈O [M + H]⁺ 577.2,
 found 577.2.

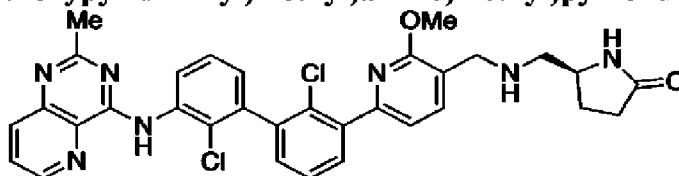
15 **Example 5: *N*-(3'-(5-(((2-(1*H*-imidazol-1-yl)ethyl)amino)methyl)-6-methoxypyridin-2-yl)-2'-
 chloro-2-methyl-[1,1'-biphenyl]-3-yl)-2-methylpyrido[3,2-*d*]pyrimidin-4-amine**



[0131] The compound was prepared from 6-(2-chloro-2'-methyl-3'-((2-methylpyrido[3,2-
 20 d]pyrimidin-4-yl)amino)-[1,1'-biphenyl]-3-yl)-2-methoxynicotinaldehyde and 2-(1*H*-imidazol-1-
 yl)ethan-1-amine dihydrochloride using a procedure similar to step e in **Example 1**. The product
 was purified by preparative HPLC to give the desired product *N*-(3'-(5-(((2-(1*H*-imidazol-1-
 25 yl)ethyl)amino)methyl)-6-methoxypyridin-2-yl)-2'-chloro-2-methyl-[1,1'-biphenyl]-3-yl)-2-
 methylpyrido[3,2-*d*]pyrimidin-4-amine. ¹H NMR (400 MHz, CDCl₃) δ 9.90 (s, 1H), 9.23 (s,
 1H), 8.97 – 8.88 (m, 1H), 8.70 (d, *J* = 8.5 Hz, 1H), 8.10 – 8.03 (m, 1H), 7.90 (dd, *J* = 8.6, 4.4 Hz,
 1H), 7.73 (d, *J* = 7.6 Hz, 1H), 7.58 (dd, *J* = 7.6, 1.1 Hz, 1H), 7.49 – 7.39 (m, 3H), 7.32 (dd, *J* =
 7.6, 1.1 Hz, 1H), 7.23 (dd, *J* = 7.5, 2.3 Hz, 2H), 7.18 (s, 1H), 4.81 – 4.72 (m, 2H), 4.23 (s, 2H),

3.98 (s, 3H), 3.75 – 3.64 (m, 2H), 2.86 (s, 3H), 2.19 (s, 3H). MS: (ES) m/z calculated for $C_{33}H_{32}ClN_8O$ $[M + H]^+$ 591.2, found 591.2.

Example 6: (*S*)-5-((((6-(2,2'-dichloro-3'-((2-methylpyrido[3,2-*d*]pyrimidin-4-yl)amino)-[1,1'-biphenyl]-3-yl)-2-methoxypyridin-3-yl)methyl)amino)methyl)pyrrolidin-2-one

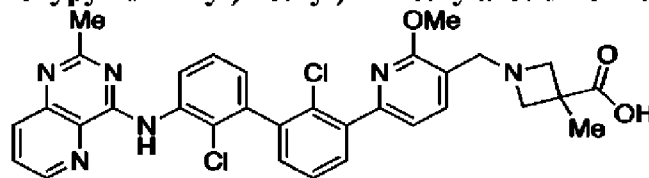


5

[0132] The compound was prepared from 6-(2,2'-dichloro-3'-((2-methylpyrido[3,2-*d*]pyrimidin-4-yl)amino)-[1,1'-biphenyl]-3-yl)-2-methoxynicotinaldehyde and (*S*)-5-(aminomethyl)pyrrolidin-2-one hydrochloride using a procedure similar to step e in **Example 1**.

10 The product was purified by silica gel column chromatography to give the desired product (*S*)-5-((((6-(2,2'-dichloro-3'-((2-methylpyrido[3,2-*d*]pyrimidin-4-yl)amino)-[1,1'-biphenyl]-3-yl)-2-methoxypyridin-3-yl)methyl)amino)methyl)pyrrolidin-2-one. 1H NMR (400 MHz, $DMSO-d_6$) δ 9.99 (s, 1H), 8.92 (d, $J = 4.1$ Hz, 1H), 8.88 – 8.80 (m, 1H), 8.24 – 8.16 (m, 1H), 7.96 – 7.90 (m, 1H), 7.87 – 7.80 (m, 1H), 7.69 (s, 1H), 7.60 – 7.53 (m, 2H), 7.45 (d, $J = 7.2$ Hz, 1H), 7.30 (d, $J =$
15 7.4 Hz, 1H), 7.23 (dd, $J = 7.7, 5.9$ Hz, 1H), 7.17 (d, $J = 7.7$ Hz, 1H), 3.93 (s, 3H), 3.75 (s, 2H), 3.66 (s, 1H), 2.64 (s, 3H), 2.59 (s, 1H), 2.30 (s, 2H), 2.19 – 2.04 (m, 3H), 1.70 (dt, $J = 14.2, 7.7$ Hz, 1H). MS: (ES) m/z calculated for $C_{32}H_{30}Cl_2N_7O_2$ $[M + H]^+$ 614.2, found 614.2.

Example 7: 1-(((6-(2,2'-dichloro-3'-((2-methylpyrido[3,2-*d*]pyrimidin-4-yl)amino)-[1,1'-biphenyl]-3-yl)-2-methoxypyridin-3-yl)methyl)-3-methylazetidine-3-carboxylic acid

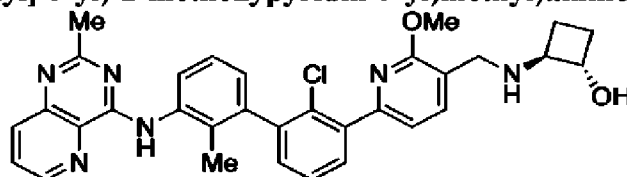


20

[0133] The compound was prepared from 6-(2,2'-dichloro-3'-((2-methylpyrido[3,2-*d*]pyrimidin-4-yl)amino)-[1,1'-biphenyl]-3-yl)-2-methoxynicotinaldehyde and 3-methylazetidine-3-carboxylic acid using a procedure similar to step e in **Example 1**. The product was purified by
25 silica gel column chromatography to give the desired product 1-(((6-(2,2'-dichloro-3'-((2-methylpyrido[3,2-*d*]pyrimidin-4-yl)amino)-[1,1'-biphenyl]-3-yl)-2-methoxypyridin-3-yl)methyl)-3-methylazetidine-3-carboxylic acid. 1H NMR (400 MHz, $CDCl_3$) δ 9.99 (s, 1H),

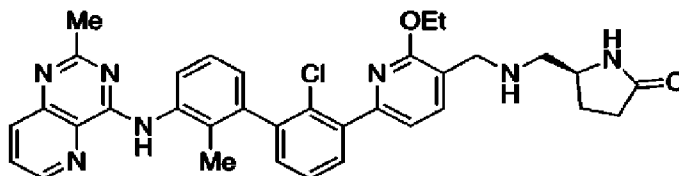
9.12 (d, $J = 8.4$ Hz, 1H), 8.78 (d, $J = 4.2$ Hz, 1H), 8.11 (d, $J = 8.5$ Hz, 1H), 7.87 (s, 1H), 7.68 (dd, $J = 17.8, 7.8$ Hz, 2H), 7.50 (m, 2H), 7.37–7.28 (m, 2H), 7.08 (d, $J = 7.3$ Hz, 1H), 4.36 (s, 2H), 4.08–4.00 (m, 5H), 3.39 (d, $J = 12.8$ Hz, 2H), 2.79 (s, 3H), 1.46 (s, 3H), 1.31 (d, $J = 6.4$ Hz, 2H). MS: (ES) m/z calculated for $C_{32}H_{29}Cl_2N_6O_2$ $[M + H]^+$ 615.2, found 615.2.

5 **Example 8: (1*S*,2*S*)-2-(((6-(2-chloro-2'-methyl-3'-((2-methylpyrido[3,2-*d*]pyrimidin-4-yl)amino)-[1,1'-biphenyl]-3-yl)-2-methoxypyridin-3-yl)methyl)amino)cyclobutan-1-ol**



[0134] The compound was prepared from 6-(2-chloro-2'-methyl-3'-((2-methylpyrido[3,2-*d*]pyrimidin-4-yl)amino)-[1,1'-biphenyl]-3-yl)-2-methoxynicotinaldehyde and (1*S*,2*S*)-2-aminocyclobutan-1-ol using a procedure similar to step e in **Example 1**. The product was purified by preparative HPLC to give the desired product (1*S*,2*S*)-2-(((6-(2-chloro-2'-methyl-3'-((2-methylpyrido[3,2-*d*]pyrimidin-4-yl)amino)-[1,1'-biphenyl]-3-yl)-2-methoxypyridin-3-yl)methyl)amino)cyclobutan-1-ol. ¹H NMR (400 MHz, DMSO-*d*₆) δ 9.01 (d, $J = 4.4$ Hz, 1H), 8.89 (s, 1H), 8.22 (d, $J = 8.5$ Hz, 1H), 8.05 (dd, $J = 8.5, 4.4$ Hz, 1H), 7.93 (d, $J = 7.6$ Hz, 1H), 7.68–7.61 (m, 2H), 7.58 (dd, $J = 7.6, 7.6$ Hz, 1H), 7.48–7.36 (m, 3H), 7.23 (d, $J = 7.6$ Hz, 1H), 4.50–4.40 (m, 1H), 4.17–4.03 (m, 2H), 4.01–3.92 (m, 3H), 3.80–3.67 (m, 1H), 2.55 (s, 3H), 2.20–2.07 (m, 2H), 2.04 (s, 3H), 1.99–1.82 (m, 2H). MS: (ES) m/z calculated for $C_{32}H_{32}ClN_6O_2$ $[M + H]^+$ 567.2, found 567.5.

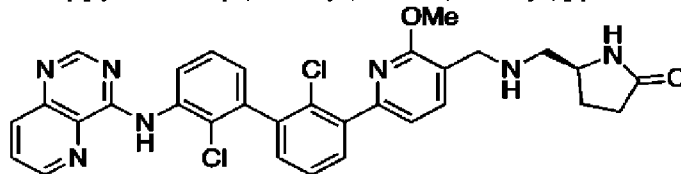
20 **Example 9: (S)-5-((((6-(2-chloro-2'-methyl-3'-((2-methylpyrido[3,2-*d*]pyrimidin-4-yl)amino)-[1,1'-biphenyl]-3-yl)-2-ethoxypyridin-3-yl)methyl)amino)methyl)pyrrolidin-2-one**



25 [0135] The compound was prepared from 6-(2-chloro-2'-methyl-3'-((2-methylpyrido[3,2-*d*]pyrimidin-4-yl)amino)-[1,1'-biphenyl]-3-yl)-2-ethoxynicotinaldehyde and (*S*)-5-(aminomethyl)pyrrolidin-2-one hydrochloride using a procedure similar to step e in **Example 1**.

The product was purified by preparative HPLC to give the desired product (*S*)-5-((((6-(2-chloro-2'-methyl-3'-((2-methylpyrido[3,2-*d*]pyrimidin-4-yl)amino)-[1,1'-biphenyl]-3-yl)-2-ethoxy-pyridin-3-yl)methyl)amino)methyl)pyrrolidin-2-one. ¹H NMR (400 MHz, CDCl₃) δ 9.86 (s, 1H), 8.96 – 8.89 (m, 1H), 8.68 (d, *J* = 8.5 Hz, 1H), 8.11 (d, *J* = 8.1 Hz, 1H), 8.05 (s, 1H), 7.92 (dd, *J* = 8.6, 4.4 Hz, 1H), 7.80 (d, *J* = 7.6 Hz, 1H), 7.62 (dd, *J* = 7.7, 1.7 Hz, 1H), 7.50 – 7.40 (m, 2H), 7.35 – 7.29 (m, 2H), 4.51 (q, *J* = 7.0 Hz, 2H), 4.35 – 4.24 (m, 2H), 4.22 – 4.07 (m, 1H), 3.24 – 3.03 (m, 2H), 2.86 (s, 3H), 2.42 – 2.26 (m, 2H), 2.22 (s, 3H), 1.41 (t, *J* = 7.0 Hz, 3H), 1.25 (s, 2H). MS: (ES) *m/z* calculated for C₃₄H₃₅ClN₇O₂ [M + H]⁺ 608.3, found 608.3.

Example 10: (*S*)-5-((((6-(2,2'-dichloro-3'-(pyrido[3,2-*d*]pyrimidin-4-ylamino)-[1,1'-biphenyl]-3-yl)-2-methoxy-pyridin-3-yl)methyl)amino)methyl)pyrrolidin-2-one



[0136] Step a: To a stirred solution of 4-chloropyrido[3,2-*d*]pyrimidine (600 mg, 3.6 mmol) and 2-chloro-3-(4,4,5,5-tetramethyl-1,3,2-dioxaborolan-2-yl)aniline (920 mg, 3.6 mmol) in 7 mL of MeCN was added AcOH (0.68 mL, 12 mmol). The reaction stirred for 30 min, then the volatiles were removed *in vacuo*. The crude residue was purified by silica gel column chromatography to give *N*-(2-chloro-3-(4,4,5,5-tetramethyl-1,3,2-dioxaborolan-2-yl)phenyl)pyrido[3,2-*d*]pyrimidin-4-amine. MS: (ES) *m/z* calculated for C₁₉H₂₁BClN₄O₂ [M + H]⁺ 383.1, found 383.2.

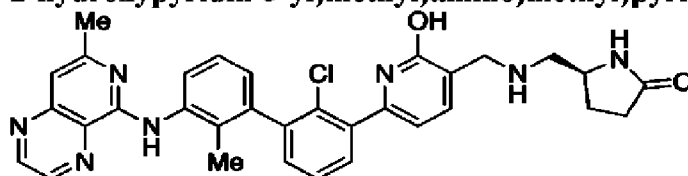
[0137] Step b: To a stirred solution of *N*-(2-chloro-3-(4,4,5,5-tetramethyl-1,3,2-dioxaborolan-2-yl)phenyl)pyrido[3,2-*d*]pyrimidin-4-amine (550 mg, 1.4 mmol), 6-(3-bromo-2-chlorophenyl)-2-methoxynicotinaldehyde (470 mg, 1.4 mmol), and K₂CO₃ (710 mg, 4.9 mmol) in a 1:1 solution of dioxane/H₂O (14 mL) under N₂ was added Pd(dppf)Cl₂ complex with DCM (140 mg, 0.17 mmol). The mixture was stirred at 90 °C under N₂ for 4 h, then diluted with H₂O. The aqueous mixture was extracted with CHCl₃ and the combined organic layers were dried over MgSO₄, filtered, and concentrated *in vacuo*. The crude residue was purified by silica gel column chromatography to give 6-(2-chloro-2'-methyl-3'-(pyrido[3,2-*d*]pyrimidin-4-ylamino)-[1,1'-

biphenyl]-3-yl)-2-methoxynicotinaldehyde. MS: (ES) m/z calculated for $C_{26}H_{18}Cl_2N_5O_2$ [$M + H$]⁺ 502.1, found 502.1.

[0138] Step c: To a stirred solution of 6-(2,2'-dichloro-3'-(pyrido[3,2-*d*]pyrimidin-4-ylamino)-[1,1'-biphenyl]-3-yl)-2-methoxynicotinaldehyde (58 mg, 0.12 mmol), (*S*)-5-

5 (aminomethyl)pyrrolidin-2-one hydrochloride (72 mg, 0.48 mmol), and trimethylamine (64 μ L, 0.46 mmol) in a 4:1 solution of DCM/MeOH (2.5 mL) was added $NaBH(OAc)_3$ (240 mg, 1.2 mmol). After 30 min, the mixture was filtered through Celite and the filtrate was concentrated. The product was purified by preparative HPLC to give the desired product (*S*)-5-((((6-(2,2'-dichloro-3'-(pyrido[3,2-*d*]pyrimidin-4-ylamino)-[1,1'-biphenyl]-3-yl)-2-methoxy-pyridin-3-yl)methyl)amino)methyl)pyrrolidin-2-one. ¹H NMR (400 MHz, $CDCl_3$) δ 10.01 (s, 1H), 9.07 – 8.98 (m, 1H), 8.86 (d, $J = 2.3$ Hz, 2H), 8.22 (d, $J = 8.4$ Hz, 1H), 7.81 – 7.71 (m, 2H), 7.68 (d, $J = 7.6$ Hz, 1H), 7.50 – 7.27 (m, 2H), 7.37 – 7.27 (m, 2H), 7.10 (d, $J = 7.4$ Hz, 1H), 7.00 (s, 1H), 4.05 (d, $J = 1.9$ Hz, 3H), 3.98 (s, 3H), 3.02 – 2.65 (m, 3H), 2.40 – 2.20 (m, 3H), 1.76 (d, $J = 8.6$ Hz, 1H). MS: (ES) m/z calculated for $C_{31}H_{28}Cl_2N_7O_2$ [$M + H$]⁺ 600.2, found 600.2.

15 **Example 11:** (*S*)-5-((((6-(2-chloro-2'-methyl-3'-((7-methylpyrido[3,4-*b*]pyrazin-5-yl)amino)-[1,1'-biphenyl]-3-yl)-2-hydroxypyridin-3-yl)methyl)amino)methyl)pyrrolidin-2-one



20 **[0139]** Step a: To a stirred suspension of 2,4-dichloro-6-methyl-3-nitropyridine (2.5 g, 12 mmol) in 24 mL of THF was added a solution of 7N NH_3 in MeOH (14 mL, 98 mmol). After stirring for 3 h, the volatiles were removed *in vacuo*. The crude residue was purified by silica gel column chromatography to give 2-chloro-6-methyl-3-nitropyridin-4-amine. $C_6H_7ClN_3O_2$ [$M+H$]⁺ 188.0, found 188.0.

25 Step b: To a stirred mixture of 2-chloro-6-methyl-3-nitropyridin-4-amine (760 mg, 4.1 mmol) and Fe (1.1 g, 20 mmol) in a 5:1 solution of EtOH/ H_2O (24 mL) was added 4.4 mL of conc. HCl. The contents were refluxed for 30 min, then cooled to room temperature and quenched with 100 mL of *sat.* $NaHCO_3$ (aq). The mixture was extracted with EtOAc and the combined organic layers

were dried over MgSO₄, filtered, and concentrated *in vacuo* to yield 2-chloro-6-methylpyridine-3,4-diamine. MS: (ES) *m/z* calculated for C₆H₉ClN₃ [M + H]⁺ 158.0, found 158.0.

[0140] Step c: To a stirred solution of 2-chloro-6-methylpyridine-3,4-diamine (0.49 g, 3.1 mmol) in 3 mL of EtOH was added a 40% w/w aqueous solution of glyoxal (2.0 mL, 12 mmol).

5 After refluxing for 16 h, the mixture was diluted with H₂O and extracted with EtOAc. The organic layers were combined, dried over MgSO₄, filtered and concentrated *in vacuo*. The crude residue was purified by silica gel column chromatography to give 5-chloro-7-methylpyrido[3,4-*b*]pyrazine. MS: (ES) *m/z* calculated for C₈H₇ClN₃ [M + H]⁺ 180.0, found 180.1.

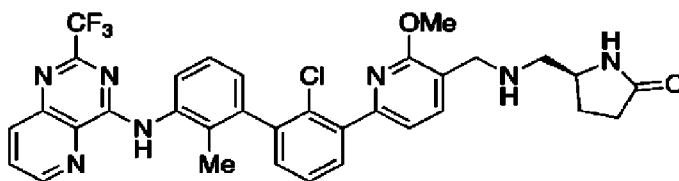
[0141] Step d: To a stirred solution of 5-chloro-7-methylpyrido[3,4-*b*]pyrazine (200 mg, 1.0 mmol) and 2'-chloro-2-methyl-3'-(4,4,5,5-tetramethyl-1,3,2-dioxaborolan-2-yl)-[1,1'-biphenyl]-3-amine (350 mg, 1.0 mmol) in 2 mL of MeCN was added AcOH (0.18 mL, 3.1 mmol). After 30 min, the volatiles were concentrated *in vacuo*. The crude residue was purified by silica gel column chromatography to give *N*-(2'-chloro-2-methyl-3'-(4,4,5,5-tetramethyl-1,3,2-dioxaborolan-2-yl)-[1,1'-biphenyl]-3-yl)-7-methylpyrido[3,4-*b*]pyrazin-5-amine. MS: (ES) *m/z* calculated for C₂₇H₂₉BClN₄O₂ [M + H]⁺ 487.2, found 487.2.

[0142] Step e: To a stirred solution of *N*-(2'-chloro-2-methyl-3'-(4,4,5,5-tetramethyl-1,3,2-dioxaborolan-2-yl)-[1,1'-biphenyl]-3-yl)-7-methylpyrido[3,4-*b*]pyrazin-5-amine (390 mg, 0.66 mmol), 6-chloro-2-methoxynicotinaldehyde (240 mg, 1.4 mmol), and K₃PO₄ (490 mg, 2.3 mmol) in a 1:1 solution of 1,4-dioxane/H₂O (3.3 mL) under N₂ (g) was added Pd(PPh₃)₄ (76 mg, 0.066 mmol). The mixture was stirred under N₂ (g) at 90 °C for 3 h. The mixture was diluted with H₂O and then extracted with EtOAc. The combined organic layers were dried over MgSO₄, filtered, and concentrated. The crude residue was purified by silica gel column chromatography to give 6-(2-chloro-2'-methyl-3'-((7-methylpyrido[3,4-*b*]pyrazin-5-yl)amino)-[1,1'-biphenyl]-3-yl)-2-methoxynicotinaldehyde. MS: (ES) *m/z* calculated for C₂₈H₂₃ClN₅O₂ [M + H]⁺ 496.2, found 496.2.

[0143] Step f: To a stirred mixture of 6-(2-chloro-2'-methyl-3'-((7-methylpyrido[3,4-*b*]pyrazin-5-yl)amino)-[1,1'-biphenyl]-3-yl)-2-methoxynicotinaldehyde (120 mg, 0.25 mmol), (S)-5-(aminomethyl)pyrrolidin-2-one hydrochloride (150 mg, 0.99 mmol), and trimethylamine (0.14 mL, 0.99 mmol) in a 4:1 solution of DCM/MeOH (5 mL) was added NaBH(OAc)₃ (530 mg, 2.5

mmol). After stirring for 30 min, the mixture was filtered through Celite, and the filtrate was concentrated *in vacuo*. The product was purified by preparative HPLC to give the product (*S*)-5-(((6-(2-chloro-2'-methyl-3'-((7-methylpyrido[3,4-*b*]pyrazin-5-yl)amino)-[1,1'-biphenyl]-3-yl)-2-hydroxypyridin-3-yl)methyl)amino)methyl)pyrrolidin-2-one. ¹H NMR (400 MHz, DMSO-*d*₆) δ 12.59 (s, 1H), 9.32 (s, 1H), 9.07 (d, *J* = 2.0 Hz, 1H), 8.86 (d, *J* = 2.0 Hz, 1H), 8.23 (d, *J* = 8.7 Hz, 1H), 7.76 (d, *J* = 7.0 Hz, 1H), 7.62 (s, 1H), 7.55 (d, *J* = 7.5 Hz, 1H), 7.50 – 7.43 (m, 1H), 7.35 (dd, *J* = 7.9, 7.9 Hz, 1H), 7.12 (s, 1H), 6.96 (d, *J* = 7.5 Hz, 1H), 6.55 (s, 2H), 6.43 (d, *J* = 7.1 Hz, 1H), 4.07 (s, 3H), 3.95 – 3.84 (m, 1H), 2.48 (s, 4H), 2.26 – 2.15 (m, 3H), 2.11 (s, 3H), 1.86 – 1.70 (m, 1H). MS: (ES) *m/z* calculated for C₃₂H₃₁ClN₇O₂ [M + H]⁺ 580.2, found 580.1.

- 10 **Example 12: (*S*)-5-(((6-(2-chloro-2'-methyl-3'-((2-(trifluoromethyl)pyrido[3,2-*d*]pyrimidin-4-yl)amino)-[1,1'-biphenyl]-3-yl)-2-methoxypyridin-3-yl)methyl)amino)methyl)pyrrolidin-2-one**



- 15 **[0144]** Step a: To a stirred solution of 3-aminopicolamide (5.0 g, 36 mmol) and pyridine (4.4 mL, 55 mmol) in 70 mL of DCM at -78 °C under N₂ was added dropwise trifluoroacetic anhydride (7.7 mL, 55 mmol). The reaction was stirred at room temperature for 18 h. The volatiles were removed to yield 3-(2,2,2-trifluoroacetamido)picolinamide. MS: (ES) *m/z* calculated for C₈H₇F₃N₃O₂ [M + H]⁺ 234.0, found 234.1.
- 20 **[0145]** A solution of 3-(2,2,2-trifluoroacetamido)picolinamide and pyridine (7.7 mL, 55 mmol) in 35 mL of 1,2-dichloroethane was stirred at 115 °C for 72 h. The mixture was cooled to room temperature and quenched with a solution of NaCl (aq). The layers were separated and the aqueous layer was extracted with a solution of 10% MeOH in DCM. The combined organic layers were dried over MgSO₄, filtered, and concentrated *in vacuo*. The crude residue was
- 25 purified by silica gel column chromatography to yield 2-(trifluoromethyl)pyrido[3,2-*d*]pyrimidin-4(1*H*)-one. MS: (ES) *m/z* calculated for C₈H₅F₃N₃O [M + H]⁺ 216.0, found 216.0.
- [0146]** Step b: To a stirred solution of 2-(trifluoromethyl)pyrido[3,2-*d*]pyrimidin-4(1*H*)-one (2.5 g, 11 mmol) in 50 mL of DCM under N₂ was added 0.2 mL of DMF followed by dropwise

addition of oxalyl chloride (1.4 mL, 17 mmol). After stirring for 18 h, the volatiles were removed *in vacuo*. The crude residue was purified by silica gel column chromatography to give 4-chloro-2-(trifluoromethyl)pyrido[3,2-*d*]pyrimidine. MS: (ES) *m/z* calculated for C₈H₄ClF₃N₃ [M + H]⁺ 234.0, found 234.0.

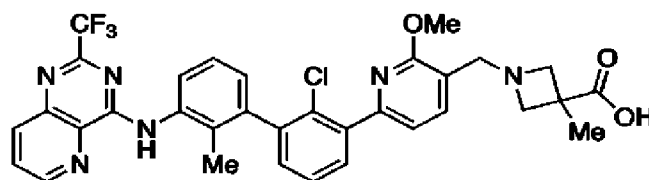
5 [0147] Step c: To a stirred solution of 4-chloro-2-(trifluoromethyl)pyrido[3,2-*d*]pyrimidine (1.9 g, 8.0 mmol) and 2-methyl-3-(4,4,5,5-tetramethyl-1,3,2-dioxaborolan-2-yl)aniline (1.9 mg, 8.0 mmol) in 16 mL of MeCN was added AcOH (1.4 mL, 24 mmol). After 30 min, the volatiles were concentrated *in vacuo*. The crude residue was purified by silica gel column chromatography to give *N*-(2-methyl-3-(4,4,5,5-tetramethyl-1,3,2-dioxaborolan-2-yl)phenyl)-2-(trifluoromethyl)pyrido[3,2-*d*]pyrimidin-4-amine. MS: (ES) *m/z* calculated for C₂₁H₂₃BF₃N₄O₂ [M + H]⁺ 431.2, found 431.2.

[0148] Step d: To a stirred solution of *N*-(2-methyl-3-(4,4,5,5-tetramethyl-1,3,2-dioxaborolan-2-yl)phenyl)-2-(trifluoromethyl)pyrido[3,2-*d*]pyrimidin-4-amine (730 mg, 1.7 mmol), 6-(3-bromo-2-chlorophenyl)-2-methoxynicotinaldehyde (590 mg, 1.9 mmol), and K₂CO₃ (690 mg, 15 5.0 mmol) in a 1:1 solution of 1,4-dioxane/H₂O under N₂ was added Pd(dppf)Cl₂ complex with DCM (160 mg, 0.20 mmol). The mixture was stirred at 90 °C under N₂ for 4 h, then diluted with 100 mL of H₂O. The contents were extracted with EtOAc and the combined organic layers were dried over MgSO₄, filtered, and concentrated *in vacuo*. The crude residue was purified by silica gel column chromatography to give 6-(2-chloro-2'-methyl-3'-((2-(trifluoromethyl)pyrido[3,2-*d*]pyrimidin-4-yl)amino)-[1,1'-biphenyl]-3-yl)-2-methoxynicotinaldehyde. MS: (ES) *m/z* 20 calculated for C₂₈H₂₀ClF₃N₅O₂ [M + H]⁺ 550.1, found 550.1.

[0149] Step e: To a stirred solution of 6-(2-chloro-2'-methyl-3'-((2-(trifluoromethyl)pyrido[3,2-*d*]pyrimidin-4-yl)amino)-[1,1'-biphenyl]-3-yl)-2-methoxynicotinaldehyde (200 mg, 0.36 mmol), (*S*)-5-(aminomethyl)pyrrolidin-2-one 25 hydrochloride (220 mg, 1.5 mmol), and trimethylamine (0.21 mL, 1.5 mmol) in a 4:1 solution of DCM/MeOH (7 mL) was added NaBH(OAc)₃ (760 mg, 3.6 mmol). After stirring for 30 min, the mixture was filtered through Celite, the filtrate concentrated *in vacuo*. The product was purified by preparative HPLC to give the desired product (*S*)-5-((((6-(2-chloro-2'-methyl-3'-((2-(trifluoromethyl)pyrido[3,2-*d*]pyrimidin-4-yl)amino)-[1,1'-biphenyl]-3-yl)-2-methoxy)pyridin-3-

yl)methyl)amino)methyl)pyrrolidin-2-one. $^1\text{H NMR}$ (400 MHz, CDCl_3) δ 9.50 (s, 1H), 8.91 (dd, $J = 4.3, 1.5$ Hz, 1H), 8.59 – 8.53 (m, 1H), 8.33 (dd, $J = 8.5, 1.5$ Hz, 1H), 7.83 (dd, $J = 8.5, 4.3$ Hz, 1H), 7.66 (dd, $J = 7.7, 1.8$ Hz, 1H), 7.59 (d, $J = 7.4$ Hz, 1H), 7.44 (t, $J = 7.7$ Hz, 2H), 7.31 (dd, $J = 7.5, 1.8$ Hz, 1H), 7.29 (m, 1H), 7.12 (dd, $J = 7.6, 1.2$ Hz, 1H), 5.99 (s, 1H), 4.04 (s, 3H), 3.81 (s, 2H), 3.76 (d, $J = 13.4$ Hz, 1H), 2.81 (dd, $J = 12.0, 4.2$ Hz, 1H), 2.57 (dd, $J = 12.0, 8.7$ Hz, 1H), 2.41 – 2.33 (m, 2H), 2.29 (s, 3H), 2.28 – 2.19 (m, 1H), 1.84 – 1.71 (m, 1H). MS: (ES) m/z calculated for $\text{C}_{33}\text{H}_{30}\text{ClF}_3\text{N}_7\text{O}_2$ $[\text{M} + \text{H}]^+$ 648.2, found 648.2.

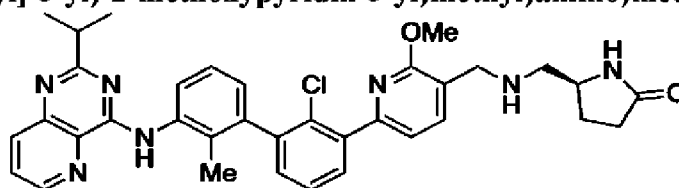
Example 13: 1-((6-(2-chloro-2'-methyl-3'-((2-(trifluoromethyl)pyrido[3,2-*d*]pyrimidin-4-yl)amino)-[1,1'-biphenyl]-3-yl)-2-methoxypyridin-3-yl)methyl)-3-methylazetididine-3-carboxylic acid



[0150] The compound was prepared from 6-(2-chloro-2'-methyl-3'-((2-(trifluoromethyl)pyrido[3,2-*d*]pyrimidin-4-yl)amino)-[1,1'-biphenyl]-3-yl)-2-

methoxynicotinaldehyde and 3-methylazetididine-3-carboxylic acid using a procedure similar to step e in **Example 1**. The product was purified by silica gel column chromatography to give the desired product 1-((6-(2-chloro-2'-methyl-3'-((2-(trifluoromethyl)pyrido[3,2-*d*]pyrimidin-4-yl)amino)-[1,1'-biphenyl]-3-yl)-2-methoxypyridin-3-yl)methyl)-3-methylazetididine-3-carboxylic acid. $^1\text{H NMR}$ (400 MHz, CDCl_3) δ 9.48 (s, 1H), 8.89 (d, $J = 4.4$ Hz, 1H), 8.55 (d, $J = 8.1$ Hz, 1H), 8.31 (d, $J = 8.5$ Hz, 1H), 7.89 (s, 1H), 7.81 (dd, $J = 8.4, 4.4$ Hz, 1H), 7.62 (d, $J = 7.5$ Hz, 1H), 7.41 (dd, $J = 7.8, 7.8$ Hz, 2H), 7.30 (d, $J = 7.4$ Hz, 2H), 7.09 (d, $J = 7.7$ Hz, 1H), 4.42 (s, 1H), 4.09 (s, 1H), 4.02 (s, 3H), 3.43 (s, 2H), 2.28 – 2.23 (m, 8H). MS: (ES) m/z calculated for $\text{C}_{33}\text{H}_{29}\text{ClF}_3\text{N}_6\text{O}_3$ $[\text{M} + \text{H}]^+$ 649.2, found 649.5.

Example 14: (*S*)-5-(((6-(2-chloro-3'-((2-isopropylpyrido[3,2-*d*]pyrimidin-4-yl)amino)-2'-methyl-[1,1'-biphenyl]-3-yl)-2-methoxypyridin-3-yl)methyl)amino)methyl)pyrrolidin-2-one



[0151] Step a: To a stirred solution of 3-aminopicolamide (2.5 g, 18 mmol) and triethylamine (5.8 mL, 42 mmol) in a 3:1 solution of DCM/THF (80 mL) under N₂ was added dropwise isobutyryl chloride (2.9 mL, 27 mmol). The reaction mixture was stirred at room temperature for 3.5 h, then adjusted to pH=7 with 1N HCl (aq). The contents were extracted with DCM and concentrated. The crude residue was diluted with EtOH and stirred with NaOH (3.8 g, 54 mmol). After 6 h, the mixture was neutralized with a solution of AcOH in H₂O, then extracted with EtOAc. The combined organic layers were dried over MgSO₄, filtered, and concentrated *in vacuo*. The residue was purified by silica gel column chromatography to yield 2-isopropylpyrido[3,2-*d*]pyrimidin-4(1H)-one. MS: (ES) *m/z* calculated for C₁₀H₁₂N₃O [M + H]⁺ 190.1, found 190.2.

[0152] Step b: To a solution of 2-isopropylpyrido[3,2-*d*]pyrimidin-4(1H)-one (2.0 g, 11 mmol) in DCM (70 mL) under N₂ was added oxalyl chloride (1.1 mL, 13 mmol) followed by DMF (4 drops). After stirring at room temperature for 4 h, the volatiles were removed *in vacuo*. The residue was purified by silica gel column chromatography to give 4-chloro-2-isopropylpyrido[3,2-*d*]pyrimidine. MS: (ES) *m/z* calculated for C₁₀H₁₁ClN₃ [M + H]⁺ 208.1, found 208.1.

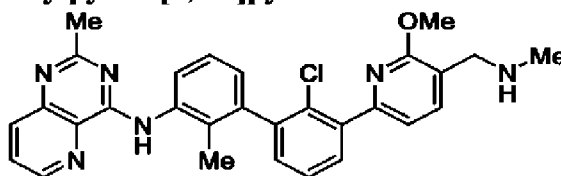
[0153] Step c: To a stirred mixture of 4-chloro-2-isopropylpyrido[3,2-*d*]pyrimidine (180 mg, 0.85 mmol) and 2'-chloro-2-methyl-3'-(4,4,5,5-tetramethyl-1,3,2-dioxaborolan-2-yl)-[1,1'-biphenyl]-3-amine (300 mg, 0.87 mmol) in 1.7 mL of MeCN was added AcOH (0.15 mL, 2.6 mmol). The mixture was stirred 1.5 h, then the volatiles were concentrated *in vacuo*. The residue was purified by silica gel column chromatography to yield *N*-(2'-chloro-2-methyl-3'-(4,4,5,5-tetramethyl-1,3,2-dioxaborolan-2-yl)-[1,1'-biphenyl]-3-yl)-2-isopropylpyrido[3,2-*d*]pyrimidin-4-amine. MS: (ES) *m/z* calculated for C₂₉H₃₃BClN₄O₂ [M + H]⁺ 515.2, found 515.2.

[0154] Step d: To a stirred mixture of *N*-(2'-chloro-2-methyl-3'-(4,4,5,5-tetramethyl-1,3,2-dioxaborolan-2-yl)-[1,1'-biphenyl]-3-yl)-2-isopropylpyrido[3,2-*d*]pyrimidin-4-amine (200 mg, 0.39 mmol), 6-chloro-2-methoxynicotinaldehyde (130 mg, 0.77 mmol), and K₃PO₄ (280 mg, 1.3 mmol) in a 1:1 solution of dioxane/H₂O (2 mL) under N₂ (g) was added Pd(PPh₃)₄ (45 mg, 0.039 mmol). The reaction was stirred under N₂ at 90 °C for 2 h, the cooled to room temperature and diluted with 5 mL of H₂O. The contents were extracted with EtOAc and the organic layers were

combined, dried over MgSO_4 , filtered and concentrated. The residue was purified by silica gel column chromatography to give 6-(2-chloro-3'-((2-isopropylpyrido[3,2-*d*]pyrimidin-4-yl)amino)-2'-methyl-[1,1'-biphenyl]-3-yl)-2-methoxynicotinaldehyde. MS: (ES) m/z calculated for $\text{C}_{30}\text{H}_{27}\text{ClN}_5\text{O}_2$ $[\text{M} + \text{H}]^+$ 524.2, found 524.2.

- 5 [0155] Step e: To a stirred solution of 6-(2-chloro-3'-((2-isopropylpyrido[3,2-*d*]pyrimidin-4-yl)amino)-2'-methyl-[1,1'-biphenyl]-3-yl)-2-methoxynicotinaldehyde (100 mg, 0.19 mmol), (*S*)-5-(aminomethyl)pyrrolidin-2-one hydrochloride (120 mg, 0.77 mmol), and trimethylamine (0.11 mL, 0.76 mmol) in a 4:1 solution of DCM/MeOH (4 mL) was added $\text{NaBH}(\text{OAc})_3$ (410 mg, 1.9 mmol). After stirring for 30 min, the mixture was filtered through Celite, then concentrated *in vacuo*. The product was purified by preparative HPLC to give the desired product (*S*)-5-((((6-(2-chloro-3'-((2-isopropylpyrido[3,2-*d*]pyrimidin-4-yl)amino)-2'-methyl-[1,1'-biphenyl]-3-yl)-2-methoxy-pyridin-3-yl)methyl)amino)methyl)pyrrolidin-2-one. ^1H NMR (400 MHz, $\text{DMSO-}d_6$) δ 9.06 – 8.90 (m, 1H), 8.73 (s, 1H), 8.26 (dd, $J = 8.6, 1.5$ Hz, 1H), 8.04 (dd, $J = 8.5, 4.3$ Hz, 1H), 7.96 (d, $J = 7.6$ Hz, 1H), 7.68 (d, $J = 8.5$ Hz, 1H), 7.66 (dd, $J = 7.7, 1.8$ Hz, 1H), 7.61 (s, 1H), 15 7.58 (t, $J = 7.6$ Hz, 1H), 7.45 – 7.38 (m, 3H), 7.23 – 7.18 (m, 1H), 4.30 – 4.17 (m, 2H), 3.98 (s, 3H), 3.90 (ddd, $J = 6.7, 6.7, 6.7$ Hz, 1H), 3.23 – 3.12 (m, 1H), 3.12 – 3.02 (m, 2H), 2.27 – 2.12 (m, 3H), 2.03 (s, 3H), 1.87 – 1.68 (m, 1H), 1.23 (d $J = 6.8$ Hz, 3H), 1.21 (d, $J = 6.8$ Hz, 3H). MS: (ES) m/z calculated for $\text{C}_{35}\text{H}_{37}\text{ClN}_7\text{O}_2$ $[\text{M} + \text{H}]^+$ 622.3, found 622.3.

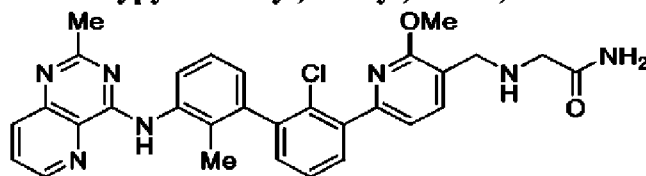
- 20 **Example 15:** *N*-(2'-chloro-3'-(6-methoxy-5-((methylamino)methyl)pyridin-2-yl)-2-methyl-[1,1'-biphenyl]-3-yl)-2-methylpyrido[3,2-*d*]pyrimidin-4-amine



- [0156] A mixture of 6-(2-chloro-2'-methyl-3'-((2-methylpyrido[3,2-*d*]pyrimidin-4-yl)amino)-[1,1'-biphenyl]-3-yl)-2-methoxynicotinaldehyde (50 mg, 0.10 mmol), methanamine hydrogen chloride (35 mg, 0.052 mmol) and AcOH (0.10 mL, 0.71 mmol) in DCM (2 mL) was stirred for 1.5 h at room temperature. To the mixture was added $\text{NaBH}(\text{OAc})_3$ (40 mg, 0.18 mmol). After stirring for an additional 1.5 h, the reaction was quenched with *sat.* NaHCO_3 and extracted with DCM. The organic layer was separated, dried over Na_2SO_4 , concentrated *in vacuo* and purified

by silica gel chromatography to yield *N*-(2'-chloro-3'-(6-methoxy-5-((methylamino)methyl)pyridin-2-yl)-2-methyl-[1,1'-biphenyl]-3-yl)-2-methylpyrido[3,2-*d*]pyrimidin-4-amine. ¹H NMR (400 MHz, CDCl₃) δ 9.23 (s, 1H), 8.73 (dd, *J* = 4.0, 1.6 Hz, 1H), 8.59 (d, *J* = 7.6 Hz, 1H), 8.09 (dd, *J* = 8.8, 1.6 Hz, 1H), 7.66 – 7.58 (m, 1H), 7.60 (d, *J* = 7.2 Hz, 1H), 7.40 (dd, *J* = 7.6, 2.0 Hz, 1H), 7.44 – 7.37 (m, 2H), 7.31 – 7.24 (m, 3H), 7.06 (dd, *J* = 7.6, 1.2 Hz, 1H), 4.03 (s, 3H), 3.76 (s, 2H), 2.73 (s, 3H), 2.48 (s, 3H), 2.27 (s, 3H). MS: (ES) *m/z* calculated C₂₉H₂₈ClN₆O [M + H]⁺ 511.2, found 511.5.

Example 16: 2-(((6-(2-chloro-2'-methyl-3'-((2-methylpyrido[3,2-*d*]pyrimidin-4-yl)amino)-[1,1'-biphenyl]-3-yl)-2-methoxypyridin-3-yl)methyl)amino)acetamide

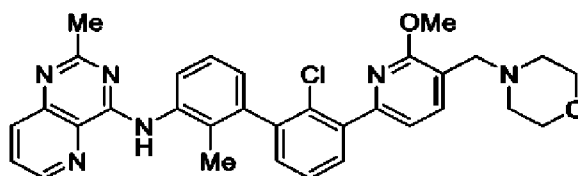


10

[0157] A mixture of 6-(2-chloro-2'-methyl-3'-((2-methylpyrido[3,2-*d*]pyrimidin-4-yl)amino)-[1,1'-biphenyl]-3-yl)-2-methoxynicotinaldehyde (50 mg, 0.10 mmol), 2-aminoacetamide hydrogen chloride (30 mg, 0.27 mmol), Et₃N (0.070 mL, 0.50 mmol) and AcOH (0.080 mL, 1.37 mmol) in DCM (2 mL) was stirred for 1.5 h at room temperature. To the mixture was added NaBH(OAc)₃ (80 mg, 0.36 mmol). After stirring for an additional 1.5 h, the reaction was quenched with *sat.* NaHCO₃ and extracted with DCM. The organic layer was separated, dried over Na₂SO₄, concentrated *in vacuo* and purified by silica gel chromatography to afford 2-(((6-(2-chloro-2'-methyl-3'-((2-methylpyrido[3,2-*d*]pyrimidin-4-yl)amino)-[1,1'-biphenyl]-3-yl)-2-methoxypyridin-3-yl)methyl)amino)acetamide. ¹H NMR (400 MHz, CDCl₃) δ 9.23 (s, 1H), 8.72 (dd, *J* = 4.0, 1.2 Hz, 1H), 8.58 (d, *J* = 8.4 Hz, 1H), 8.09 (dd, *J* = 8.4, 1.6 Hz, 1H), 7.70 – 7.65 (m, 1H), 7.63 (dd, *J* = 8.0, 1.6 Hz, 1H), 7.55 (d, *J* = 7.6 Hz, 1H), 7.44 – 7.37 (m, 2H), 7.30 (dd, *J* = 5.6, 2.0 Hz, 1H), 7.32 – 7.24 (m, 2H), 7.06 (d, *J* = 7.2 Hz, 1H), 4.03 (s, 3H), 3.79 (s, 2H), 3.31 (s, 2H), 2.36 (s, br, 2H), 2.26 (s, 3H), 2.04 (s, 3H). MS: (ES) *m/z* calculated C₃₀H₂₉ClN₇O₂ [M + H]⁺ 554.2, found 554.1.

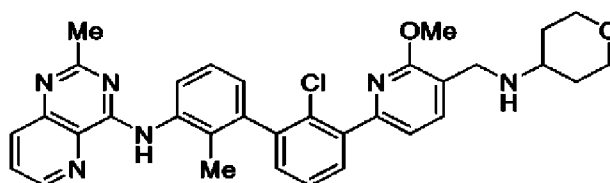
25

Example 17: *N*-(2'-chloro-3'-(6-methoxy-5-(morpholinomethyl)pyridin-2-yl)-2-methyl-[1,1'-biphenyl]-3-yl)-2-methylpyrido[3,2-*d*]pyrimidin-4-amine



[0158] A mixture of 6-(2-chloro-2'-methyl-3'-((2-methylpyrido[3,2-*d*]pyrimidin-4-yl)amino)-[1,1'-biphenyl]-3-yl)-2-methoxynicotinaldehyde (50 mg, 0.10 mmol), morpholine (30 mg, 0.57 mmol) and AcOH (80 mg, 1.37 mmol) in DCM (2 mL) was stirred for 1 h at room temperature. To the mixture was added NaBH(OAc)₃ (75 mg, 0.35 mmol). After stirring for an additional 40 minutes, the reaction was quenched with *sat.* NaHCO₃ and extracted with DCM. The organic layer was separated, dried over Na₂SO₄, concentrated *in vacuo* and purified by silica gel chromatography to afford *N*-(2'-chloro-3'-(6-methoxy-5-(morpholinomethyl)pyridin-2-yl)-2-methyl-[1,1'-biphenyl]-3-yl)-2-methylpyrido[3,2-*d*]pyrimidin-4-amine. ¹H NMR (400 MHz, CDCl₃) δ 9.23 (s, 1H), 8.73 (dd, *J* = 4.4, 1.6 Hz, 1H), 8.59 (d, *J* = 8.0 Hz, 1H), 8.09 (dd, *J* = 8.8, 1.6 Hz, 1H), 7.73 (d, *J* = 7.2 Hz, 1H), 7.70 – 7.63 (m, 2H), 7.44 – 7.37 (m, 2H), 7.31 – 7.25 (m, 2H), 7.06 (d, *J* = 6.8 Hz, 1H), 4.01 (s, 3H), 3.75 (dd, *J* = 4.8, 4.8 Hz, 4H), 3.56 (s, 2H), 2.73 (s, 3H), 2.55 (dd, *J* = 4.4, 4.4 Hz, 4H), 2.27 (s, 3H). MS: (ES) *m/z* calculated C₃₂H₃₂ClN₆O₂ [M + H]⁺ 567.2, found 567.5.

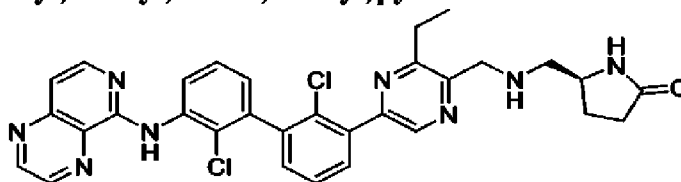
Example 18: *N*-(2'-chloro-3'-(6-methoxy-5-(((tetrahydro-2*H*-pyran-4-yl)amino)methyl)pyridin-2-yl)-2-methyl-[1,1'-biphenyl]-3-yl)-2-methylpyrido[3,2-*d*]pyrimidin-4-amine



[0159] A mixture of 6-(2-chloro-2'-methyl-3'-((2-methylpyrido[3,2-*d*]pyrimidin-4-yl)amino)-[1,1'-biphenyl]-3-yl)-2-methoxynicotinaldehyde (60 mg, 0.12 mmol), tetrahydro-2*H*-pyran-4-amine (25 mg, 0.24 mmol) and AcOH (28 mg, 0.48 mmol) in DCM (1.5 mL) was stirred for 1 h at room temperature. To the mixture was added NaBH(OAc)₃ (88 mg, 0.41 mmol). After stirring for an additional 40 minutes, the reaction was quenched with *sat.* NaHCO₃ and extracted with DCM. The organic layer was separated, dried over Na₂SO₄, concentrated *in vacuo* and purified by silica gel chromatography to afford *N*-(2'-chloro-3'-(6-methoxy-5-(((tetrahydro-2*H*-

pyran-4-yl)amino)methyl)pyridin-2-yl)-2-methyl-[1,1'-biphenyl]-3-yl)-2-methylpyrido[3,2-*d*]pyrimidin-4-amine. ¹H NMR (400 MHz, CDCl₃) δ 9.23 (s, 1H), 8.73 (dd, *J* = 4.0, 1.2 Hz, 1H), 8.58 (d, *J* = 7.6 Hz, 1H), 8.09 (dd, *J* = 8.8, 1.6 Hz, 1H), 7.70 – 7.61 (m, 3H), 7.44 – 7.37 (m, 2H), 7.31 – 7.25 (m, 2H), 7.06 (d, *J* = 7.2 Hz, 1H), 4.03 (s, 3H), 4.04 – 3.96 (m, 2H), 3.84 (s, 2H),
 5 3.41 (ddd, *J* = 11.6, 11.6, 2.0 Hz, 2H), 2.73 (s, 3H), 2.80 – 2.70 (m, 1H), 2.27 (s, 3H), 1.80 – 1.94 (m, 4H). MS: (ES) *m/z* calculated C₃₃H₃₄ClN₆O₂ [M + H]⁺ 581.2, found 581.5.

Example 19: (*S*)-5-((((5-(2,2'-dichloro-3'-(pyrido[3,4-*b*]pyrazin-5-ylamino)-[1,1'-biphenyl]-3-yl)-3-ethylpyrazin-2-yl)methyl)amino)methyl)pyrrolidin-2-one



10

[0160] Step a: A mixture of 2-chloro-3-(4,4,5,5-tetramethyl-1,3,2-dioxaborolan-2-yl)aniline (15 g, 59.2 mmol), 1,3-dibromo-2-chlorobenzene (48 g, 177.5 mmol), K₂CO₃ (27.8 g, 201 mmol) and Pd(dppf)Cl₂ complex with DCM (4.83 g, 5.9 mmol) in dioxane (300 mL) and water (45 mL) was stirred under N₂ at 90 °C for 3 h. The contents were cooled to room temperature, filtered
 15 over a pad of Celite/Na₂SO₄, concentrated *in vacuo* and purified by silica gel chromatography to afford 3'-bromo-2,2'-dichloro-[1,1'-biphenyl]-3-amine.

[0161] Step b: A mixture of 3'-bromo-2,2'-dichloro-[1,1'-biphenyl]-3-amine (6.0 g, 14.6 mmol), 5-chloropyrido[3,4-*b*]pyrazine (2.42 g, 14.6 mmol) and Cs₂CO₃ (7.14 g, 21.9 mmol) in DMSO (100 mL) was stirred at 75 °C overnight. The contents were cooled to room temperature,
 20 diluted with water and EtOAc, then filtered over Celite. The organic layer of the filtrate was separated, dried over Na₂SO₄, concentrated *in vacuo* and purified by silica gel chromatography to afford *N*-(3'-bromo-2,2'-dichloro-[1,1'-biphenyl]-3-yl)pyrido[3,4-*b*]pyrazin-5-amine. MS: (ES) *m/z* calculated for C₁₉H₁₂BrCl₂N₄ [M + H]⁺ 445.0, found 444.7.

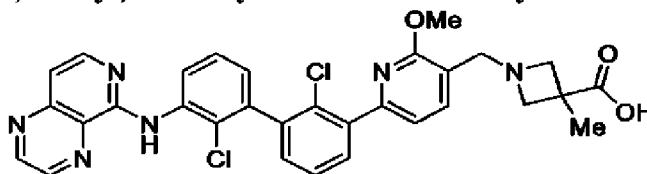
[0162] Step c: A mixture of *N*-(3'-bromo-2,2'-dichloro-[1,1'-biphenyl]-3-yl)pyrido[3,4-
 25 *b*]pyrazin-5-amine (2.80 g, 6.3 mmol), 4,4,4',4',5,5,5',5'-octamethyl-2,2'-bi(1,3,2-dioxaborolane) (1.76 g, 6.94 mmol), KOAc (1.55 g, 15.75 mmol), and Pd(dppf)Cl₂ complex with DCM (1.30 g, 1.6 mmol) in dioxane (100 mL) was stirred under N₂ at 98 °C overnight. The contents were cooled to room temperature and filtrated over celite. The filtrate was collected, concentrated *in*

vacuo and purified by silica gel flash chromatography to afford *N*-(2,2'-dichloro-3'-(4,4,5,5-tetramethyl-1,3,2-dioxaborolan-2-yl)-[1,1'-biphenyl]-3-yl)pyrido[3,4-*b*]pyrazin-5-amine. MS: (ES) *m/z* calculated for C₂₅H₂₄BCl₂N₄O₂ [M + H]⁺ 493.1, found 493.1.

[0163] Step d: A mixture of *N*-(2,2'-dichloro-3'-(4,4,5,5-tetramethyl-1,3,2-dioxaborolan-2-yl)-[1,1'-biphenyl]-3-yl)pyrido[3,4-*b*]pyrazin-5-amine (125 mg, 0.25 mmol), 5-bromo-3-ethylpyrazine-2-carbaldehyde (54 mg, 0.25 mmol), K₃PO₄ (161 mg, 0.76 mmol) and X-PhosPdGen2 (40 mg, 0.050 mmol) in THF (2.5 mL) and water (2.5 mL) was stirred at room temperature for 3 h. The contents were filtered over a pad of Celite and Na₂SO₄. The filtrate was collected, concentrated *in vacuo* and purified by silica gel flash chromatography to afford 5-(2,2'-dichloro-3'-(pyrido[3,4-*b*]pyrazin-5-ylamino)-[1,1'-biphenyl]-3-yl)-3-ethylpyrazine-2-carbaldehyde. MS: (ES) *m/z* calculated for C₂₆H₁₉Cl₂N₆O [M + H]⁺ 501.1, found 501.1.

[0164] Step e: A mixture of 5-(2,2'-dichloro-3'-(pyrido[3,4-*b*]pyrazin-5-ylamino)-[1,1'-biphenyl]-3-yl)-3-ethylpyrazine-2-carbaldehyde (40 mg, 0.080 mmol), (*S*)-5-(aminomethyl)pyrrolidin-2-one hydrogen chloride (15 mg, 0.10 mmol), Et₃N (60 mg, 0.60 mmol) and AcOH (90 mg, 1.5 mmol) in EtOH (1 mL) and DCM (1 mL) was heated at 65 °C for 20 min. The contents were cooled to room temperature and NaBH(OAc)₃ (40 mg, 0.19 mmol) was added then stirred for an additional 15 min. The volatiles were removed *in vacuo* and the obtained residue was purified by HPLC to yield (*S*)-5-((((5-(2,2'-dichloro-3'-(pyrido[3,4-*b*]pyrazin-5-ylamino)-[1,1'-biphenyl]-3-yl)-3-ethylpyrazin-2-yl)methyl)amino)methyl)pyrrolidin-2-one. ¹H NMR (400 MHz, CD₃OD) δ 9.14 (s, 1H), 8.97 (s, 1H), 8.83 (s, 1H), 8.57 (d, *J* = 8.4 Hz, 1H), 8.16 (d, *J* = 6.8 Hz, 1H), 7.71 (d, *J* = 8.0 Hz, 1H), 7.64 – 7.50 (m, 3H), 7.40 (d, *J* = 6.8 Hz, 1H), 7.29 (d, *J* = 7.6 Hz, 1H), 4.72 – 4.60 (m, 2H), 4.20 – 4.10 (m, 1H), 3.41 – 3.40 (m, 2H), 2.94 (q, *J* = 7.6 Hz, 2H), 2.50 – 2.32 (m, 3H), 2.04 – 1.90 (m, 1H), 1.40 (t, *J* = 7.4 Hz, 3H). MS: (ES) *m/z* calculated C₃₁H₂₉Cl₂N₈O [M + H]⁺ 599.2, found 599.5.

25 Example 20: 1-(((6-(2,2'-dichloro-3'-(pyrido[3,4-*b*]pyrazin-5-ylamino)-[1,1'-biphenyl]-3-yl)-2-methoxy-pyridin-3-yl)methyl)-3-methylazetidide-3-carboxylic acid

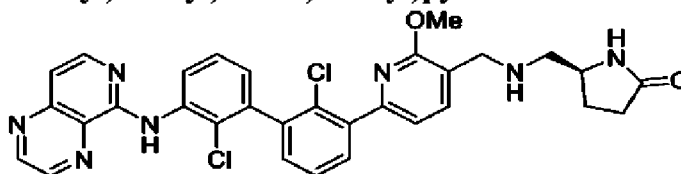


[0165] Step a: A mixture of *N*-(2,2'-dichloro-3'-(4,4,5,5-tetramethyl-1,3,2-dioxaborolan-2-yl)-[1,1'-biphenyl]-3-yl)pyrido[3,4-*b*]pyrazin-5-amine (250 mg, 0.50 mmol), 6-chloro-2-methoxynicotinaldehyde (94 mg, 0.55 mmol), K₃PO₄ (265 mg, 2.5 mmol) and X-PhosPdGen2 (70 mg, 0.090 mmol) in THF (4 mL) and water (4 mL) was stirred at room temperature for 5 h.

5 The contents were filtered over a pad of Celite and Na₂SO₄. The filtrate was collected, concentrated *in vacuo* and purified by silica gel flash chromatography to afford 6-(2,2'-dichloro-3'-(pyrido[3,4-*b*]pyrazin-5-ylamino)-[1,1'-biphenyl]-3-yl)-2-methoxynicotinaldehyde. MS: (ES) *m/z* calculated for C₂₆H₁₈Cl₂N₅O₂ [M + H]⁺ 502.1, found 502.1.

[0166] Step b: A mixture of 6-(2,2'-dichloro-3'-(pyrido[3,4-*b*]pyrazin-5-ylamino)-[1,1'-biphenyl]-3-yl)-2-methoxynicotinaldehyde (40 mg, 0.080 mmol), 3-methylazetidione-3-carboxylic acid (30 mg, 0.26 mmol) and AcOH (75 mg, 1.25 mmol) in DMF (1 mL) was stirred at room temperature. After 1 h, NaBH(OAc)₃ (70 mg, 0.33 mmol) was added and the contents were stirred for an additional hour. The volatiles were removed *in vacuo* and the obtained residue was purified by HPLC to give 1-((6-(2,2'-dichloro-3'-(pyrido[3,4-*b*]pyrazin-5-ylamino)-[1,1'-biphenyl]-3-yl)-2-methoxypyridin-3-yl)methyl)-3-methylazetidione-3-carboxylic acid. ¹H NMR (400 MHz, CD₃OD) δ 9.15 (d, *J* = 1.6 Hz, 1H), 8.97 (s, 1H), 8.48 (d, *J* = 7.6 Hz, 1H), 8.12 (d, *J* = 6.4 Hz, 1H), 7.88 (d, *J* = 8.0 Hz, 1H), 7.67 (d, *J* = 8.0 Hz, 1H), 7.60 – 7.51 (m, 2H), 7.46 – 7.35 (m, 3H), 7.30 (d, *J* = 6.8 Hz, 1H), 4.53 (d, *J* = 14.4 Hz, 1H), 4.51 (s, 3H), 4.14 (d, *J* = 10.8 Hz, 2H), 4.08 (s, 3H), 1.61 (s, 3H). MS: (ES) *m/z* calculated C₃₁H₂₇Cl₂N₆O₃ [M + H]⁺ 601.1, found 600.9.

Example 21: (*S*)-5-((((6-(2,2'-dichloro-3'-(pyrido[3,4-*b*]pyrazin-5-ylamino)-[1,1'-biphenyl]-3-yl)-2-methoxypyridin-3-yl)methyl)amino)methyl)pyrrolidin-2-one

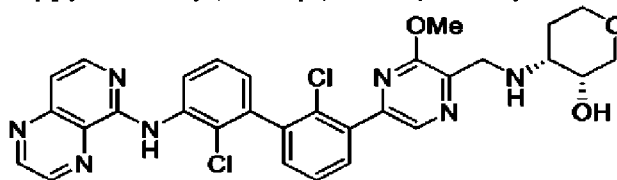


25 [0167] A mixture of 6-(2,2'-dichloro-3'-(pyrido[3,4-*b*]pyrazin-5-ylamino)-[1,1'-biphenyl]-3-yl)-2-methoxynicotinaldehyde (30 mg, 0.060 mmol), (*S*)-5-(aminomethyl)pyrrolidin-2-one hydrogen chloride (15 mg, 0.10 mmol), Et₃N (60 mg, 0.60 mmol) and AcOH (90 mg, 1.5 mmol) in EtOH (1 mL) and DCM (1 mL) was heated at 65 °C for 30 min. The contents were cooled to

room temperature and $\text{NaBH}(\text{OAc})_3$ (40 mg, 0.19 mmol) was added. After stirred for an additional 30 min the volatiles were removed *in vacuo*. The obtained residue was purified by HPLC to give (*S*)-5-((((6-(2,2'-dichloro-3'-(pyrido[3,4-*b*]pyrazin-5-ylamino)-[1,1'-biphenyl]-3-yl)-2-methoxypyridin-3-yl)methyl)amino)methyl)pyrrolidin-2-one. ^1H NMR (400 MHz,

5 CD_3OD) δ 9.11 (s, 1H), 8.93 (s, 1H), 8.80 (d, $J = 7.6$ Hz, 1H), 8.27 (d, $J = 6.0$ Hz, 1H), 7.90 (d, $J = 7.2$ Hz, 1H), 7.67 (d, $J = 7.6$ Hz, 1H), 7.56 – 7.49 (m, 2H), 7.46 – 7.37 (m, 3H), 7.17 (d, $J = 6.8$ Hz, 1H), 4.34 (s, 2H), 4.11 (s, 3H), 4.10 – 4.02 (m, 1H), 3.30 – 3.20 (m, 2H), 2.48 – 2.30 (m, 3H), 1.96 – 1.84 (m, 1H). MS: (ES) m/z calculated $\text{C}_{31}\text{H}_{28}\text{Cl}_2\text{N}_7\text{O}_2$ $[\text{M} + \text{H}]^+$ 600.2, found 599.8.

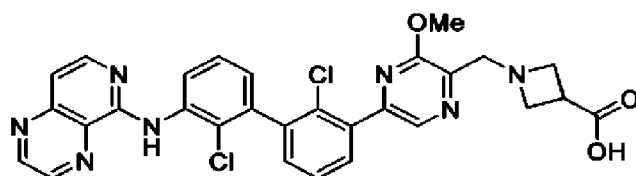
10 **Example 22: (3*R*,4*R*)-4-(((5-(2,2'-dichloro-3'-(pyrido[3,4-*b*]pyrazin-5-ylamino)-[1,1'-biphenyl]-3-yl)-3-methoxypyrazin-2-yl)methyl)amino)tetrahydro-2*H*-pyran-3-ol**



[0168] A mixture of 5-(2,2'-dichloro-3'-(pyrido[3,4-*b*]pyrazin-5-ylamino)-[1,1'-biphenyl]-3-yl)-3-methoxypyrazine-2-carbaldehyde (50 mg, 0.10 mmol), (3*R*,4*R*)-4-aminotetrahydro-2*H*-pyran-3-ol hydrogen chloride (20 mg, 0.13 mmol), Et_3N (75 mg, 0.75 mmol) and AcOH (120 mg, 2.0 mmol) in EtOH (2 mL) and DCM (2 mL) was heated at 65 °C for 40 min. The contents were cooled to room temperature and $\text{NaBH}(\text{OAc})_3$ (65 mg, 0.30 mmol) was added. After stirred for an additional 10 min the volatiles were removed *in vacuo*. The obtained residue was purified by HPLC to give (3*R*,4*R*)-4-(((5-(2,2'-dichloro-3'-(pyrido[3,4-*b*]pyrazin-5-ylamino)-[1,1'-biphenyl]-3-yl)-3-methoxypyrazin-2-yl)methyl)amino)tetrahydro-2*H*-pyran-3-ol. ^1H NMR (400 MHz, CD_3OD) δ 9.14 (d, $J = 1.2$ Hz, 1H), 8.96 (d, $J = 1.6$ Hz, 1H), 8.58 – 8.56 (m, 1H), 8.54 (s, 1H), 8.15 (d, $J = 6.4$ Hz, 1H), 7.73 (d, $J = 7.2$ Hz, 1H), 7.62 – 7.54 (m, 2H), 7.51 (d, $J = 6.8$ Hz, 1H), 7.40 (d, $J = 6.8$ Hz, 1H), 7.29 (d, $J = 7.6$ Hz, 1H), 4.84 (s, 2H), 4.12 (s, 3H), 4.08 – 3.94 (m, 3H), 3.64 – 3.53 (m, 2H), 3.46 (dd, $J = 11.2, 11.2$ Hz, 1H), 2.24 – 2.10 (m, 1H), 1.93 (dd, $J = 12.0, 3.6$ Hz, 1H). MS: (ES) m/z calculated $\text{C}_{30}\text{H}_{28}\text{Cl}_2\text{N}_7\text{O}_3$ $[\text{M} + \text{H}]^+$ 604.2, found 603.9.

25

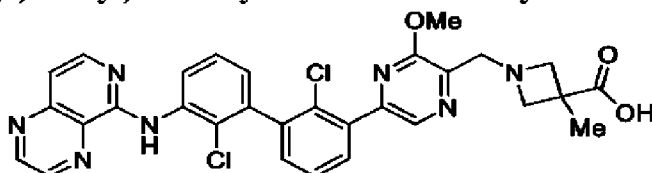
Example 23: 1-((5-(2,2'-dichloro-3'-(pyrido[3,4-*b*]pyrazin-5-ylamino)-[1,1'-biphenyl]-3-yl)-3-methoxypyrazin-2-yl)methyl)azetidine-3-carboxylic acid



[0169] A mixture of 5-(2,2'-dichloro-3'-(pyrido[3,4-*b*]pyrazin-5-ylamino)-[1,1'-biphenyl]-3-yl)-3-methoxypyrazine-2-carbaldehyde (35 mg, 0.10 mmol), azetidine-3-carboxylic acid (25 mg, 0.25 mmol) and AcOH (60 mg, 1.0 mmol) in DMF (0.5 mL) was stirred at room temperature.

- 5 After 40 min NaBH(OAc)₃ (65 mg, 0.30 mmol) was added and the contents were stirred for an additional hour. The volatiles were removed *in vacuo* and the obtained residue was purified by HPLC to give 1-((5-(2,2'-dichloro-3'-(pyrido[3,4-*b*]pyrazin-5-ylamino)-[1,1'-biphenyl]-3-yl)-3-methoxypyrazin-2-yl)methyl)azetidine-3-carboxylic acid. ¹H NMR (400 MHz, CD₃OD) δ 9.15 (d, *J* = 1.6 Hz, 1H), 8.97 (s, 1H), 8.48 (s, 1H), 8.46 (d, *J* = 8.4 Hz, 1H), 8.11 (d, *J* = 6.8 Hz, 1H),
 10 7.71 (d, *J* = 7.2 Hz, 1H), 7.60 – 7.55 (m, 2H), 7.50 (d, *J* = 7.2 Hz, 1H), 7.40 (d, *J* = 6.4 Hz, 1H), 7.31 (d, *J* = 7.2 Hz, 1H), 4.74 (s, 2H), 4.74 – 4.30 (m, 4H), 4.11 (s, 3H), 3.84 – 3.72 (m, 1H).
 MS: (ES) *m/z* calculated C₂₉H₂₄Cl₂N₇O₃ [M + H]⁺ 588.1, found 588.0.

Example 24: 1-((5-(2,2'-dichloro-3'-(pyrido[3,4-*b*]pyrazin-5-ylamino)-[1,1'-biphenyl]-3-yl)-3-methoxypyrazin-2-yl)methyl)-3-methylazetidine-3-carboxylic acid

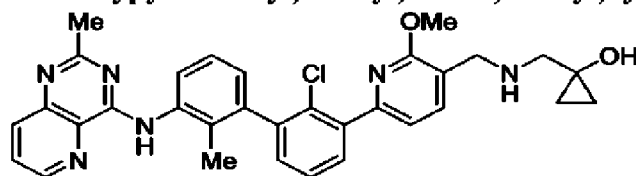


15

[0170] A mixture of 5-(2,2'-dichloro-3'-(pyrido[3,4-*b*]pyrazin-5-ylamino)-[1,1'-biphenyl]-3-yl)-3-methoxypyrazine-2-carbaldehyde (37 mg, 0.10 mmol), 3-methylazetidine-3-carboxylic acid (25 mg, 0.25 mmol) and AcOH (60 mg, 1.0 mmol) in DMF (1 mL) was stirred at room
 20 temperature. After 1 h, NaBH(OAc)₃ (50 mg, 0.23 mmol) was added and the contents were stirred for an additional 15 min. The volatiles were removed *in vacuo* and the obtained residue was purified by HPLC to give 1-((5-(2,2'-dichloro-3'-(pyrido[3,4-*b*]pyrazin-5-ylamino)-[1,1'-biphenyl]-3-yl)-3-methoxypyrazin-2-yl)methyl)-3-methylazetidine-3-carboxylic acid. ¹H NMR
 25 (400 MHz, CD₃OD) δ 9.14 (d, *J* = 1.6 Hz, 1H), 8.96 (d, *J* = 1.6 Hz, 1H), 8.54 (d, *J* = 8.0 Hz, 1H), 8.49 (s, 1H), 8.15 (d, *J* = 6.0 Hz, 1H), 7.71 (d, *J* = 6.8 Hz, 1H), 7.61 – 7.54 (m, 2H), 7.50 (d, *J* = 7.6 Hz, 1H), 7.40 (d, *J* = 6.4 Hz, 1H), 7.28 (d, *J* = 7.2 Hz, 1H), 4.75 (s, 2H), 4.70 – 4.10 (m,

4H), 4.11 (s, 3H), 1.65 (s, 3H). MS: (ES) m/z calculated $C_{30}H_{26}Cl_2N_7O_3$ $[M + H]^+$ 602.1, found 602.0.

Example 25: 1-((((6-(2-chloro-2'-methyl-3'-((2-methylpyrido[3,2-*d*]pyrimidin-4-yl)amino)-[1,1'-biphenyl]-3-yl)-2-methoxypyridin-3-yl)methyl)amino)methyl)cyclopropan-1-ol

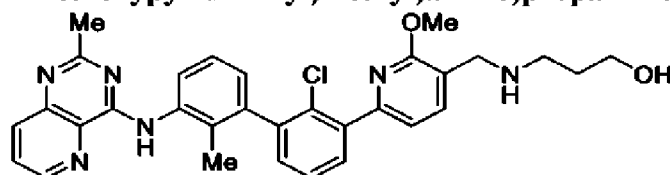


5

[0171] The compound was prepared from 6-(2-chloro-2'-methyl-3'-((2-methylpyrido[3,2-*d*]pyrimidin-4-yl)amino)-[1,1'-biphenyl]-3-yl)-2-methoxynicotinaldehyde and 1-(aminomethyl)cyclopropan-1-ol using a procedure similar to step e in **Example 1**. The crude material was purified by preparative HPLC to give the desired product 1-((((6-(2-chloro-2'-methyl-3'-((2-methylpyrido[3,2-*d*]pyrimidin-4-yl)amino)-[1,1'-biphenyl]-3-yl)-2-methoxypyridin-3-yl)methyl)amino)methyl)cyclopropan-1-ol. 1H NMR (400 MHz, CD_3OD) δ 9.03 (d, $J = 3.9$ Hz, 1H), 8.17 – 8.13 (m, 1H), 8.06 – 8.01 (m, 1H), 7.88 (d, $J = 7.6$ Hz, 1H), 7.66 – 7.62 (m, 2H), 7.53 (dd, $J = 8.0, 8.0$ Hz, 1H), 7.46 – 7.38 (m, 2H), 7.36 (d, $J = 7.6$ Hz, 1H), 7.27 (d, $J = 7.6$ Hz, 1H), 4.37 (s, 2H), 4.09 (s, 3H), 3.20 (s, 2H), 2.65 (s, 3H), 2.12 (s, 3H), 0.94 – 0.90 (m, 2H), 0.76 – 0.72 (m, 2H). MS: (ES) m/z calculated for $C_{32}H_{32}ClN_6O_2$ $[M + H]^+$ 567.2, found 567.5.

15

Example 26: 3-((((6-(2-chloro-2'-methyl-3'-((2-methylpyrido[3,2-*d*]pyrimidin-4-yl)amino)-[1,1'-biphenyl]-3-yl)-2-methoxypyridin-3-yl)methyl)amino)propan-1-ol



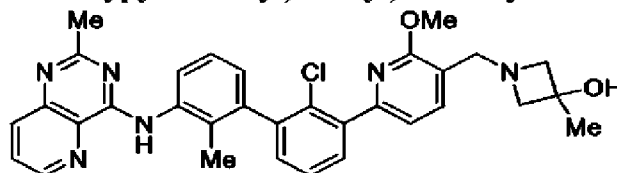
20

[0172] The compound was prepared from 6-(2-chloro-2'-methyl-3'-((2-methylpyrido[3,2-*d*]pyrimidin-4-yl)amino)-[1,1'-biphenyl]-3-yl)-2-methoxynicotinaldehyde and 3-aminopropan-1-ol using a procedure similar to step e in **Example 1**. The crude material was purified by preparative HPLC to give the desired product 3-((((6-(2-chloro-2'-methyl-3'-((2-methylpyrido[3,2-*d*]pyrimidin-4-yl)amino)-[1,1'-biphenyl]-3-yl)-2-methoxypyridin-3-yl)methyl)amino)propan-1-ol. 1H NMR (400 MHz, CD_3OD) δ 9.05 (dd, $J = 4.3, 1.4$ Hz, 1H), 8.17 (dd, $J = 8.6, 1.4$ Hz, 1H), 8.05 (dd, $J = 8.6, 4.3$ Hz, 1H), 7.87 (d, $J = 7.5$ Hz, 1H), 7.68 –

25

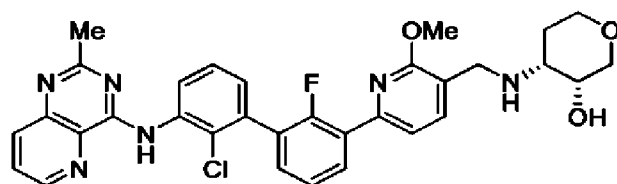
7.48 (m, 3H), 7.48 – 7.24 (m, 4H), 4.28 (s, 2H), 4.08 (s, 3H), 3.75 (t, $J = 5.7$ Hz, 2H), 3.25 (t, $J = 6.9$ Hz, 2H), 2.65 (s, 3H), 2.12 (s, 3H), 2.00 – 1.89 (m, 2H). MS: (ES) m/z calculated for $C_{31}H_{32}ClN_6O_2$ $[M + H]^+$ 555.2, found 555.5.

5 **Example 27: 1-((6-(2-chloro-2'-methyl-3'-((2-methylpyrido[3,2-*d*]pyrimidin-4-yl)amino)-[1,1'-biphenyl]-3-yl)-2-methoxy)pyridin-3-yl)methyl)-3-methylazetidin-3-ol**



[0173] The compound was prepared from 6-(2-chloro-2'-methyl-3'-((2-methylpyrido[3,2-*d*]pyrimidin-4-yl)amino)-[1,1'-biphenyl]-3-yl)-2-methoxynicotinaldehyde and 3-methylazetidin-3-ol hydrochloride using a procedure similar to step e in **Example 1**. The crude material was purified by preparative HPLC to give the desired product 1-((6-(2-chloro-2'-methyl-3'-((2-methylpyrido[3,2-*d*]pyrimidin-4-yl)amino)-[1,1'-biphenyl]-3-yl)-2-methoxy)pyridin-3-yl)methyl)-3-methylazetidin-3-ol. 1H NMR (400 MHz, CD_3OD) δ 9.05 (dd, $J = 4.3, 1.4$ Hz, 1H), 8.17 (dd, $J = 8.6, 1.4$ Hz, 1H), 8.05 (dd, $J = 8.6, 4.3$ Hz, 1H), 7.88 (d, $J = 7.5$ Hz, 1H), 7.68 – 7.48 (m, 3H), 7.40 (ddd, $J = 18.2, 16.1, 7.6$ Hz, 3H), 7.28 (dd, $J = 7.7, 1.3$ Hz, 1H), 4.52 (s, 1H), 4.46 (s, 1H), 4.22 (d, $J = 10.9$ Hz, 2H), 4.07 (s, 5H), 2.66 (s, 3H), 2.11 (s, 3H), 1.53 (s, 3H). MS: (ES) m/z calculated for $C_{32}H_{32}ClN_6O_2$ $[M + H]^+$ 567.2, found 567.6.

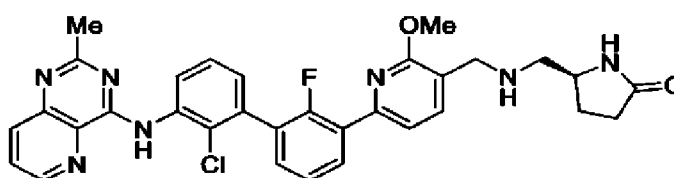
20 **Example 28: (3*R*,4*R*)-4-(((6-(2'-chloro-2-fluoro-3'-((2-methylpyrido[3,2-*d*]pyrimidin-4-yl)amino)-[1,1'-biphenyl]-3-yl)-2-methoxy)pyridin-3-yl)methyl)amino)tetrahydro-2*H*-pyran-3-ol**



[0174] The compound was prepared from 6-(2'-chloro-2-fluoro-3'-((2-methylpyrido[3,2-*d*]pyrimidin-4-yl)amino)-[1,1'-biphenyl]-3-yl)-2-methoxynicotinaldehyde and (3*R*,4*R*)-4-aminotetrahydro-2*H*-pyran-3-ol hydrochloride using a procedure similar to step e in **Example 1**. The crude material was purified by preparative HPLC to give the desired product (3*R*,4*R*)-4-(((6-(2'-chloro-2-fluoro-3'-((2-methylpyrido[3,2-*d*]pyrimidin-4-yl)amino)-[1,1'-biphenyl]-3-yl)-2-

methoxypyridin-3-yl)methyl)amino)tetrahydro-2*H*-pyran-3-ol. ¹H NMR (400 MHz, CD₃OD) δ 9.03 (dd, *J* = 4.4, 1.4 Hz, 1H), 8.33 (dd, *J* = 8.3, 1.5 Hz, 1H), 8.24 – 8.15 (m, 2H), 8.04 (dd, *J* = 8.6, 4.4 Hz, 1H), 7.87 (d, *J* = 7.7 Hz, 1H), 7.64 – 7.52 (m, 2H), 7.50 – 7.39 (m, 3H), 4.34 (d, *J* = 13.2 Hz, 1H), 4.24 (d, *J* = 13.3 Hz, 1H), 4.15 (s, 3H), 4.06 – 3.93 (m, 3H), 3.61 – 3.40 (m, 3H),
 5 2.75 (s, 3H), 2.16 – 2.03 (m, 1H), 1.86 (d, *J* = 12.8 Hz, 1H). MS: (ES) *m/z* calculated for C₃₂H₃₁ClFN₆O₃ [M + H]⁺ 601.2, found 601.5.

Example 29: (*S*)-5-((((6-(2'-chloro-2-fluoro-3'-((2-methylpyrido[3,2-*d*]pyrimidin-4-yl)amino)-[1,1'-biphenyl]-3-yl)-2-methoxypyridin-3-yl)methyl)amino)methyl)pyrrolidin-2-one



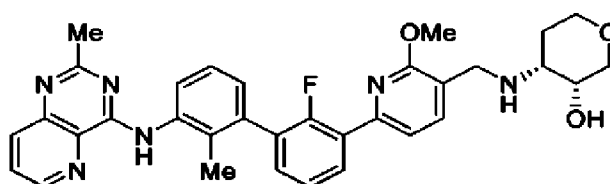
10

[0175] The compound was prepared from 6-(2'-chloro-2-fluoro-3'-((2-methylpyrido[3,2-*d*]pyrimidin-4-yl)amino)-[1,1'-biphenyl]-3-yl)-2-methoxynicotinaldehyde and (*S*)-5-aminomethylpyrrolidin-2-one hydrochloride using a procedure similar to step e in **Example 1**.

15 The crude material was purified by preparative HPLC to give the desired product (*S*)-5-((((6-(2'-chloro-2-fluoro-3'-((2-methylpyrido[3,2-*d*]pyrimidin-4-yl)amino)-[1,1'-biphenyl]-3-yl)-2-methoxypyridin-3-yl)methyl)amino)methyl)pyrrolidin-2-one. ¹H NMR (400 MHz, CD₃OD) δ 9.04 (dd, *J* = 4.3, 1.4 Hz, 1H), 8.32 (d, *J* = 8.2 Hz, 1H), 8.24 – 8.15 (m, 2H), 8.05 (dd, *J* = 8.6, 4.3 Hz, 1H), 7.88 (d, *J* = 7.7 Hz, 1H), 7.64 – 7.54 (m, 2H), 7.51 – 7.40 (m, 3H), 4.34 (d, *J* = 2.9
 20 Hz, 2H), 4.16 (s, 3H), 4.09 – 4.01 (m, 1H), 3.30 – 3.21 (m, 2H), 2.75 (s, 3H), 2.46 – 2.32 (m, 3H), 1.91 (d, *J* = 6.4 Hz, 1H). MS: (ES) *m/z* calculated for C₃₂H₃₀ClFN₇O₂ [M + H]⁺ 598.2, found 598.5.

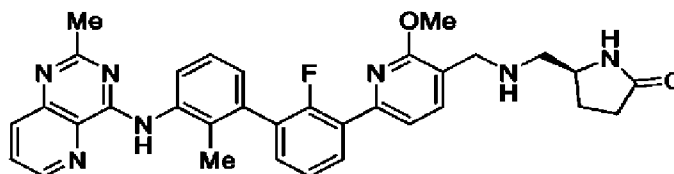
Example 30: (3*R*,4*R*)-4-((((6-(2-fluoro-2'-methyl-3'-((2-methylpyrido[3,2-*d*]pyrimidin-4-yl)amino)-[1,1'-biphenyl]-3-yl)-2-methoxypyridin-3-yl)methyl)amino)methyl)tetrahydro-2*H*-pyran-3-ol

25



[0176] The compound was prepared from 6-(2-fluoro-2'-methyl-3'-((2-methylpyrido[3,2-*d*]pyrimidin-4-yl)amino)-[1,1'-biphenyl]-3-yl)-2-methoxynicotinaldehyde and (3*R*,4*R*)-4-aminotetrahydro-2*H*-pyran-3-ol hydrochloride using a procedure similar to step e in **Example 1**. The crude material was purified by preparative HPLC to give the desired product (3*R*,4*R*)-4-(((6-(2-fluoro-2'-methyl-3'-((2-methylpyrido[3,2-*d*]pyrimidin-4-yl)amino)-[1,1'-biphenyl]-3-yl)-2-methoxy)pyridin-3-yl)methyl)amino)tetrahydro-2*H*-pyran-3-ol. ¹H NMR (400 MHz, CD₃OD) δ 9.08 – 9.02 (m, 1H), 8.21 – 8.11 (m, 2H), 8.05 (dd, *J* = 8.6, 4.4 Hz, 1H), 7.87 (d, *J* = 7.7 Hz, 1H), 7.65 – 7.51 (m, 2H), 7.50 – 7.34 (m, 4H), 4.34 (d, *J* = 13.3 Hz, 1H), 4.24 (d, *J* = 13.3 Hz, 1H), 4.14 (s, 3H), 4.06 – 3.93 (m, 3H), 3.61 – 3.40 (m, 3H), 2.67 (s, 3H), 2.19 (s, 3H), 2.18 – 2.05 (m, 1H), 1.91 – 1.82 (m, 1H). MS: (ES) *m/z* calculated for C₃₃H₃₄FN₆O₃ [M + H]⁺ 581.3, found 581.5.

Example 31: (*S*)-5-(((6-(2-fluoro-2'-methyl-3'-((2-methylpyrido[3,2-*d*]pyrimidin-4-yl)amino)-[1,1'-biphenyl]-3-yl)-2-methoxy)pyridin-3-yl)methyl)amino)methyl)pyrrolidin-2-one

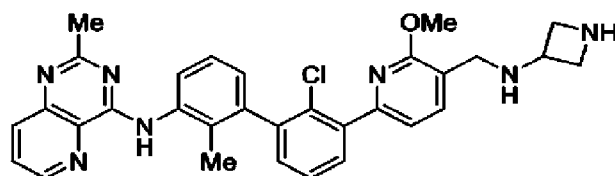


15

[0177] The compound was prepared from 6-(2-fluoro-2'-methyl-3'-((2-methylpyrido[3,2-*d*]pyrimidin-4-yl)amino)-[1,1'-biphenyl]-3-yl)-2-methoxynicotinaldehyde and (*S*)-5-(aminomethyl)pyrrolidin-2-one hydrochloride using a procedure similar to step e in **Example 1**. The crude product was purified by preparative HPLC to give the desired product (*S*)-5-(((6-(2-fluoro-2'-methyl-3'-((2-methylpyrido[3,2-*d*]pyrimidin-4-yl)amino)-[1,1'-biphenyl]-3-yl)-2-methoxy)pyridin-3-yl)methyl)amino)methyl)pyrrolidin-2-one. ¹H NMR (400 MHz, CD₃OD) δ 8.83 (d, *J* = 4.3 Hz, 1H), 8.15 – 7.99 (m, 3H), 7.82 (dd, *J* = 8.6, 4.3 Hz, 1H), 7.70 (d, *J* = 7.5 Hz, 1H), 7.48 – 7.33 (m, 4H), 7.21 (d, *J* = 7.5 Hz, 1H), 4.07 (s, 3H), 3.88 – 3.79 (m, 3H), 2.73 – 2.63 (m, 2H), 2.59 (s, 3H), 2.38 – 2.23 (m, 3H), 2.23 (s, 3H), 1.81 (s, 1H). MS: (ES) *m/z* calculated for C₃₃H₃₃FN₇O₂ [M + H]⁺ 578.3, found 578.5.

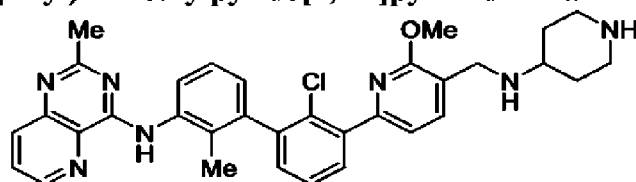
25

Example 32: *N*-(3'-(5-((azetidin-3-ylamino)methyl)-6-methoxy)pyridin-2-yl)-2'-chloro-2-methyl-[1,1'-biphenyl]-3-yl)-2-methylpyrido[3,2-*d*]pyrimidin-4-amine



[0178] The compound was prepared from 6-(2-chloro-2'-methyl-3'-((2-methylpyrido[3,2-
 5 *d*]pyrimidin-4-yl)amino)-[1,1'-biphenyl]-3-yl)-2-methoxynicotinaldehyde and *tert*-butyl 3-
 aminoazetidine-1-carboxylate using a procedure similar to step e in **Example 1**. The crude
 material was purified by silica gel chromatography to give *tert*-butyl 3-(((6-(2-chloro-2'-methyl-
 3'-((2-methylpyrido[3,2-*d*]pyrimidin-4-yl)amino)-[1,1'-biphenyl]-3-yl)-2-methoxypyridin-3-
 yl)methyl)amino)azetidine-1-carboxylate. To the Boc-protected intermediate was added 10%
 TFA in DCM. The contents were lyophilized to give the product *N*-(3'-(5-((azetidin-3-
 10 ylamino)methyl)-6-methoxypyridin-2-yl)-2'-chloro-2-methyl-[1,1'-biphenyl]-3-yl)-2-
 methylpyrido[3,2-*d*]pyrimidin-4-amine. ¹H NMR (400 MHz, CD₃OD) δ 9.05 (dd, *J* = 4.3, 1.4
 Hz, 1H), 8.21 – 8.09 (m, 1H), 8.05 (dd, *J* = 8.6, 4.3 Hz, 1H), 7.88 (d, *J* = 7.6 Hz, 1H), 7.69 –
 7.48 (m, 3H), 7.48 – 7.25 (m, 4H), 4.45 – 4.34 (m, 5H), 4.24 (s, 2H), 4.08 (s, 3H), 2.66 (s, 3H),
 2.12 (s, 3H). MS: (ES) *m/z* calculated for C₃₁H₃₁ClN₇O [M + H]⁺ 552.2, found 552.5.

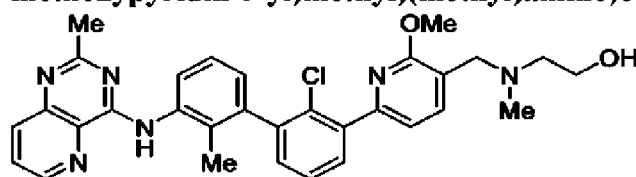
15 **Example 33:** *N*-(2'-chloro-3'-(6-methoxy-5-((piperidin-4-ylamino)methyl)pyridin-2-yl)-2-
 methyl-[1,1'-biphenyl]-3-yl)-2-methylpyrido[3,2-*d*]pyrimidin-4-amine



[0179] The compound was prepared from 6-(2-chloro-2'-methyl-3'-((2-methylpyrido[3,2-
 20 *d*]pyrimidin-4-yl)amino)-[1,1'-biphenyl]-3-yl)-2-methoxynicotinaldehyde and *tert*-butyl 4-
 aminopiperidine-1-carboxylate using a procedure similar to step e in **Example 1**. The crude
 material was purified by silica gel chromatography to give *tert*-butyl 4-(((6-(2-chloro-2'-methyl-
 3'-((2-methylpyrido[3,2-*d*]pyrimidin-4-yl)amino)-[1,1'-biphenyl]-3-yl)-2-methoxypyridin-3-
 yl)methyl)amino)piperidine-1-carboxylate. The Boc-protected intermediate was treated with
 25 10% TFA in DCM and the solution was then lyophilized to give the pure product *N*-(2'-chloro-3'-
 (6-methoxy-5-((piperidin-4-ylamino)methyl)pyridin-2-yl)-2-methyl-[1,1'-biphenyl]-3-yl)-2-

methylpyrido[3,2-*d*]pyrimidin-4-amine. ¹H NMR (400 MHz, CD₃OD) δ 9.05 (dd, *J* = 4.4, 1.4 Hz, 1H), 8.16 (dd, *J* = 8.6, 1.4 Hz, 1H), 8.06 (dd, *J* = 8.6, 4.3 Hz, 1H), 7.90 (d, *J* = 7.6 Hz, 1H), 7.67 – 7.48 (m, 3H), 7.48 – 7.32 (m, 3H), 7.28 (dd, *J* = 7.6, 1.3 Hz, 1H), 4.35 (s, 2H), 4.09 (s, 3H), 3.59 (dd, *J* = 9.9, 6.4 Hz, 3H), 3.19 – 3.08 (m, 2H), 2.66 (s, 3H), 2.47 (d, *J* = 13.6 Hz, 2H),
 5 2.12 (s, 3H), 1.97 (q, *J* = 14.2, 12.4 Hz, 2H). MS: (ES) *m/z* calculated for C₃₃H₃₅ClN₇O [M + H]⁺ 580.3, found 580.5.

Example 34: 2-(((6-(2-chloro-2'-methyl-3'-((2-methylpyrido[3,2-*d*]pyrimidin-4-yl)amino)-[1,1'-biphenyl]-3-yl)-2-methoxy)pyridin-3-yl)methyl)(methyl)amino)ethan-1-ol



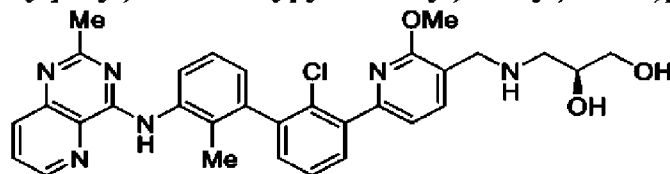
10

[0180] The compound was prepared from 6-(2-chloro-2'-methyl-3'-((2-methylpyrido[3,2-*d*]pyrimidin-4-yl)amino)-[1,1'-biphenyl]-3-yl)-2-methoxynicotinaldehyde and 2-

(methylamino)ethan-1-ol using a procedure similar to step e in **Example 1**. The crude material was purified by silica gel chromatography to give the product 2-(((6-(2-chloro-2'-methyl-3'-((2-methylpyrido[3,2-*d*]pyrimidin-4-yl)amino)-[1,1'-biphenyl]-3-yl)-2-methoxy)pyridin-3-yl)methyl)(methyl)amino)ethan-1-ol. ¹H NMR (400 MHz, CD₃OD) δ 8.83 (dd, *J* = 4.3, 1.5 Hz, 1H), 8.05 (ddd, *J* = 10.4, 8.5, 1.4 Hz, 2H), 7.86 – 7.75 (m, 2H), 7.62 (dd, *J* = 7.7, 1.8 Hz, 1H), 7.48 (dd, *J* = 7.6, 7.6 Hz, 1H), 7.42 – 7.32 (m, 2H), 7.25 (d, *J* = 7.5 Hz, 1H), 7.16 – 7.09 (m, 1H), 3.99 (s, 3H), 3.72 (t, *J* = 6.0 Hz, 2H), 3.66 (s, 2H), 2.65 (t, *J* = 6.1 Hz, 2H), 2.58 (s, 3H), 2.33 (s,
 15 3H), 2.16 (s, 3H). MS: (ES) *m/z* calculated for C₃₁H₃₂ClN₆O₂ [M + H]⁺ 555.2, found 555.5.

20

Example 35: (*S*)-3-(((6-(2-chloro-2'-methyl-3'-((2-methylpyrido[3,2-*d*]pyrimidin-4-yl)amino)-[1,1'-biphenyl]-3-yl)-2-methoxy)pyridin-3-yl)methyl)amino)propane-1,2-diol

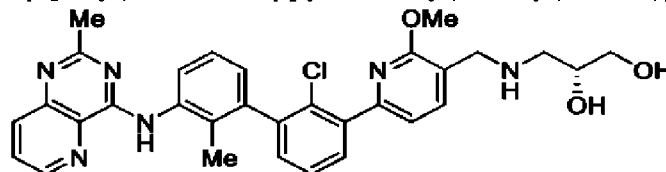


25

[0181] The compound was prepared from 6-(2-chloro-2'-methyl-3'-((2-methylpyrido[3,2-*d*]pyrimidin-4-yl)amino)-[1,1'-biphenyl]-3-yl)-2-methoxynicotinaldehyde and (*S*)-3-aminopropane-1,2-diol using a procedure similar to step e in **Example 1**. The crude material

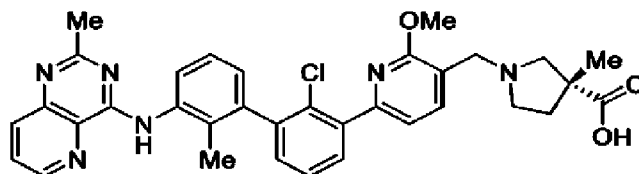
was purified by silica gel chromatography to give the product (*S*)-3-(((6-(2-chloro-2'-methyl-3'-((2-methylpyrido[3,2-*d*]pyrimidin-4-yl)amino)-[1,1'-biphenyl]-3-yl)-2-methoxy-pyridin-3-yl)methyl)amino)propane-1,2-diol. ¹H NMR (400 MHz, CD₃OD) δ 8.83 (dd, *J* = 4.2, 1.5 Hz, 1H), 8.10 – 8.00 (m, 2H), 7.82 (dd, *J* = 8.5, 4.2 Hz, 1H), 7.71 (d, *J* = 7.4 Hz, 1H), 7.61 (dd, *J* = 7.7, 1.7 Hz, 1H), 7.48 (t, *J* = 7.6 Hz, 1H), 7.42 – 7.32 (m, 2H), 7.24 (d, *J* = 7.4 Hz, 1H), 7.12 (dd, *J* = 7.6, 1.2 Hz, 1H), 4.02 (s, 3H), 3.92 – 3.75 (m, 3H), 3.56 – 3.46 (m, 2H), 2.77 (dd, *J* = 12.1, 3.8 Hz, 1H), 2.63 (dd, *J* = 12.1, 8.3 Hz, 1H), 2.58 (s, 3H), 2.16 (s, 3H). MS: (ES) *m/z* calculated for C₃₁H₃₂ClN₆O₃ [M + H]⁺ 571.2, found 571.5.

Example 36: (*R*)-3-(((6-(2-chloro-2'-methyl-3'-((2-methylpyrido[3,2-*d*]pyrimidin-4-yl)amino)-[1,1'-biphenyl]-3-yl)-2-methoxy-pyridin-3-yl)methyl)amino)propane-1,2-diol



[0182] The compound was prepared from 6-(2-chloro-2'-methyl-3'-((2-methylpyrido[3,2-*d*]pyrimidin-4-yl)amino)-[1,1'-biphenyl]-3-yl)-2-methoxynicotinaldehyde and (*R*)-3-aminopropane-1,2-diol using a procedure similar to step e in **Example 1**. The crude material was purified by silica gel chromatography to give the product (*R*)-3-(((6-(2-chloro-2'-methyl-3'-((2-methylpyrido[3,2-*d*]pyrimidin-4-yl)amino)-[1,1'-biphenyl]-3-yl)-2-methoxy-pyridin-3-yl)methyl)amino)propane-1,2-diol. ¹H NMR (400 MHz, CD₃OD) δ 8.82 (dd, *J* = 4.2, 1.5 Hz, 1H), 8.05 (ddd, *J* = 8.5, 7.4, 1.4 Hz, 2H), 7.81 (dd, *J* = 8.5, 4.2 Hz, 1H), 7.71 (d, *J* = 7.5 Hz, 1H), 7.60 (dd, *J* = 7.6, 1.7 Hz, 1H), 7.47 (dd, *J* = 7.6, 7.6 Hz, 1H), 7.41 – 7.32 (m, 2H), 7.24 (d, *J* = 7.4 Hz, 1H), 7.15 – 7.08 (m, 1H), 4.02 (s, 3H), 3.93 – 3.74 (m, 3H), 3.58 – 3.46 (m, 2H), 2.79 (dd, *J* = 12.1, 3.7 Hz, 1H), 2.69 – 2.55 (m, 1H), 2.58 (s, 3H), 2.15 (s, 3H). MS: (ES) *m/z* calculated for C₃₁H₃₂ClN₆O₃ [M + H]⁺ 571.2, found 571.5.

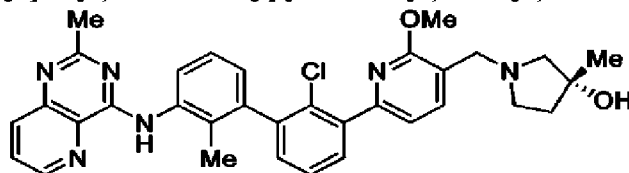
Example 37: (*R*)-1-(((6-(2-chloro-2'-methyl-3'-((2-methylpyrido[3,2-*d*]pyrimidin-4-yl)amino)-[1,1'-biphenyl]-3-yl)-2-methoxy-pyridin-3-yl)methyl)-3-methylpyrrolidine-3-carboxylic acid



[0183] The compound was prepared from 6-(2-chloro-2'-methyl-3'-((2-methylpyrido[3,2-*d*]pyrimidin-4-yl)amino)-[1,1'-biphenyl]-3-yl)-2-methoxynicotinaldehyde and (*R*)-3-

5 methylpyrrolidine-3-carboxylic acid using a procedure similar to step e in **Example 1**. The crude material was purified by silica gel chromatography to give the product (*R*)-1-(((6-(2-chloro-2'-methyl-3'-((2-methylpyrido[3,2-*d*]pyrimidin-4-yl)amino)-[1,1'-biphenyl]-3-yl)-2-methoxy-
 10 methoxypyridin-3-yl)methyl)-3-methylpyrrolidine-3-carboxylic acid. ¹H NMR (400 MHz, CD₃OD) δ 8.82 (dd, *J* = 4.3, 1.5 Hz, 1H), 8.05 (ddd, *J* = 9.7, 8.3, 1.4 Hz, 2H), 7.92 – 7.78 (m, 2H), 7.63 (dd, *J* = 7.7, 1.7 Hz, 1H), 7.50 (dd, *J* = 7.6, 7.6 Hz, 1H), 7.43 – 7.32 (m, 3H), 7.16 – 7.08 (m, 1H), 4.49 – 4.36 (m, 2H), 4.10 (s, 3H), 3.71 (s, 1H), 3.50 (s, 1H), 3.38 (s, 1H), 2.98 (d, *J* = 10.7 Hz, 1H), 2.58 (s, 3H), 2.39 (s, 1H), 2.15 (s, 3H), 1.96 (s, 1H), 1.34 (s, 3H). MS: (ES) *m/z* calculated for C₃₄H₃₄ClN₆O₃ [M + H]⁺ 609.2, found 609.5.

15 **Example 38:** (*R*)-1-(((6-(2-chloro-2'-methyl-3'-((2-methylpyrido[3,2-*d*]pyrimidin-4-yl)amino)-[1,1'-biphenyl]-3-yl)-2-methoxypyridin-3-yl)methyl)-3-methylpyrrolidin-3-ol

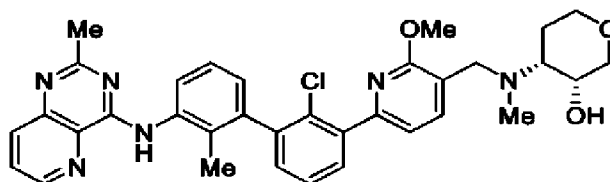


[0184] The compound was prepared from 6-(2-chloro-2'-methyl-3'-((2-methylpyrido[3,2-*d*]pyrimidin-4-yl)amino)-[1,1'-biphenyl]-3-yl)-2-methoxynicotinaldehyde and (*R*)-3-

20 methylpyrrolidin-3-ol hydrochloride using a procedure similar to step e in **Example 1**. The crude material was purified by silica gel chromatography to give the product (*R*)-1-(((6-(2-chloro-2'-methyl-3'-((2-methylpyrido[3,2-*d*]pyrimidin-4-yl)amino)-[1,1'-biphenyl]-3-yl)-2-methoxy-
 25 methoxypyridin-3-yl)methyl)-3-methylpyrrolidin-3-ol. ¹H NMR (400 MHz, CD₃OD) δ 8.82 (dd, *J* = 4.3, 1.5 Hz, 1H), 8.05 (ddd, *J* = 9.4, 8.4, 1.4 Hz, 2H), 7.86 – 7.75 (m, 2H), 7.61 (dd, *J* = 7.7, 1.8 Hz, 1H), 7.48 (t, *J* = 7.6 Hz, 1H), 7.42 – 7.32 (m, 2H), 7.25 (d, *J* = 7.5 Hz, 1H), 7.15 – 7.08 (m, 1H), 4.00 (s, 3H), 3.83 – 3.70 (m, 2H), 2.96 (q, *J* = 7.9 Hz, 1H), 2.79 – 2.61 (m, 3H), 2.58 (s,

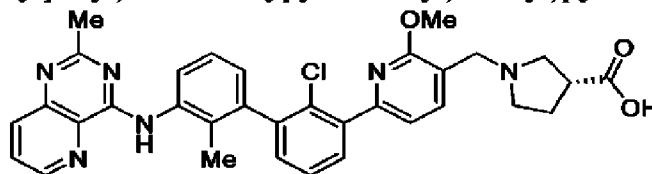
3H), 2.16 (s, 3H), 1.90 (t, $J = 7.0$ Hz, 2H), 1.36 (s, 3H). MS: (ES) m/z calculated for $C_{33}H_{34}ClN_6O_2$ $[M + H]^+$ 581.2, found 581.5.

Example 39: (3*R*,4*R*)-4-(((6-(2-chloro-2'-methyl-3'-((2-methylpyrido[3,2-*d*]pyrimidin-4-yl)amino)-[1,1'-biphenyl]-3-yl)-2-methoxypyridin-3-yl)methyl)(methyl)amino)tetrahydro-2*H*-pyran-3-ol



[0185] A solution of (3*R*,4*R*)-4-(((6-(2-chloro-2'-methyl-3'-((2-methylpyrido[3,2-*d*]pyrimidin-4-yl)amino)-[1,1'-biphenyl]-3-yl)-2-methoxypyridin-3-yl)methyl)(methyl)amino)tetrahydro-2*H*-pyran-3-ol (43 mg, 0.072 mmol) and formalin (37% in water, 0.15 mL, 2.0 mmol) in MeOH (1 mL) and DCE (1 mL) was stirred at room temperature for 30 min. To the reaction was added $NaBH(OAc)_3$ (80 mg, 0.38 mmol). After another 30 min, the mixture was quenched with water and extracted with 2:1 v/v $CHCl_3$:IPA. The organic phase was separated and purified by silica gel chromatography to give the product (3*R*,4*R*)-4-(((6-(2-chloro-2'-methyl-3'-((2-methylpyrido[3,2-*d*]pyrimidin-4-yl)amino)-[1,1'-biphenyl]-3-yl)-2-methoxypyridin-3-yl)methyl)(methyl)amino)tetrahydro-2*H*-pyran-3-ol. 1H NMR (400 MHz, CD_3OD) δ 8.82 (dd, $J = 4.2, 1.5$ Hz, 1H), 8.05 (ddd, $J = 8.1, 6.0, 1.4$ Hz, 2H), 7.85 – 7.73 (m, 2H), 7.62 (dd, $J = 7.7, 1.8$ Hz, 1H), 7.48 (dd, $J = 7.6, 7.6$ Hz, 1H), 7.42 – 7.32 (m, 2H), 7.25 (d, $J = 7.4$ Hz, 1H), 7.15 – 7.08 (m, 1H), 4.06 – 3.87 (m, 4H), 3.99 (s, 3H), 3.62 (d, $J = 13.9$ Hz, 1H), 3.54 – 3.37 (m, 2H), 2.66 – 2.56 (m, 1H), 2.58 (s, 3H), 2.32 (s, 3H), 2.16 (s, 3H), 2.08 – 1.95 (m, 1H), 1.79 – 1.70 (m, 1H). MS: (ES) m/z calculated for $C_{34}H_{36}ClN_6O_3$ $[M + H]^+$ 611.3, found 611.5.

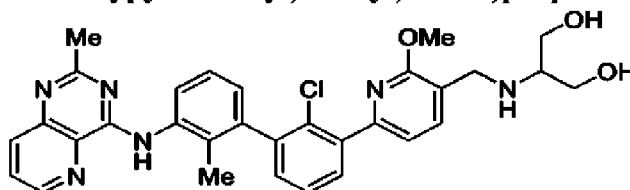
Example 40: (R)-1-(((6-(2-chloro-2'-methyl-3'-((2-methylpyrido[3,2-*d*]pyrimidin-4-yl)amino)-[1,1'-biphenyl]-3-yl)-2-methoxypyridin-3-yl)methyl)pyrrolidine-3-carboxylic acid



[0186] The compound was prepared from 6-(2-chloro-2'-methyl-3'-((2-methylpyrido[3,2-*d*]pyrimidin-4-yl)amino)-[1,1'-biphenyl]-3-yl)-2-methoxynicotinaldehyde and (*R*)-pyrrolidine-3-

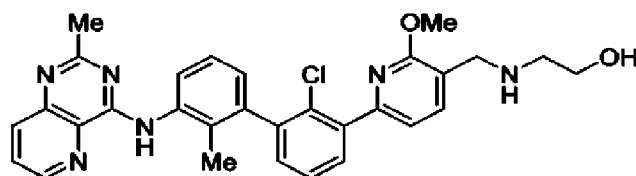
carboxylic acid using a procedure similar to step e in **Example 1**. The crude material was purified by silica gel chromatography to give the product (*R*)-1-(((6-(2-chloro-2'-methyl-3'-((2-methylpyrido[3,2-*d*]pyrimidin-4-yl)amino)-[1,1'-biphenyl]-3-yl)-2-methoxy)pyridin-3-yl)methyl)pyrrolidine-3-carboxylic acid. ¹H NMR (400 MHz, CD₃OD) δ 8.82 (dd, *J* = 4.3, 1.5 Hz, 1H), 8.05 (ddd, *J* = 8.2, 5.4, 1.4 Hz, 2H), 7.90 (d, *J* = 7.6 Hz, 1H), 7.81 (dd, *J* = 8.5, 4.2 Hz, 1H), 7.63 (dd, *J* = 7.7, 1.7 Hz, 1H), 7.50 (dd, *J* = 7.6, 7.6 Hz, 1H), 7.42 – 7.32 (m, 3H), 7.15 – 7.07 (m, 1H), 4.40 (s, 2H), 4.08 (s, 3H), 3.57 (dd, *J* = 11.3, 5.6 Hz, 1H), 3.40 (m, 3H), 3.16 – 3.04 (m, 1H), 2.57 (s, 3H), 2.31 (m, 2H), 2.15 (s, 3H). MS: (ES) *m/z* calculated for C₃₃H₃₂ClN₆O₃ [M + H]⁺ 595.2, found 595.5.

10 **Example 41: 2-(((6-(2-chloro-2'-methyl-3'-((2-methylpyrido[3,2-*d*]pyrimidin-4-yl)amino)-[1,1'-biphenyl]-3-yl)-2-methoxy)pyridin-3-yl)methyl)amino)propane-1,3-diol**



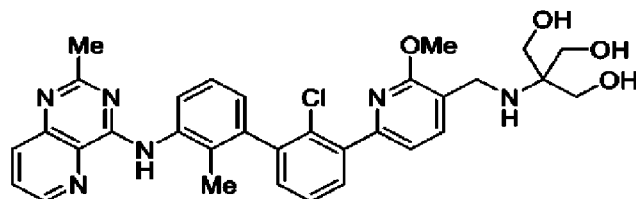
[0187] The compound was prepared from 6-(2-chloro-2'-methyl-3'-((2-methylpyrido[3,2-*d*]pyrimidin-4-yl)amino)-[1,1'-biphenyl]-3-yl)-2-methoxynicotinaldehyde and 2-aminopropane-1,3-diol using a procedure similar to step e in **Example 1**. The crude material was purified by silica gel chromatography to give the product 2-(((6-(2-chloro-2'-methyl-3'-((2-methylpyrido[3,2-*d*]pyrimidin-4-yl)amino)-[1,1'-biphenyl]-3-yl)-2-methoxy)pyridin-3-yl)methyl)amino)propane-1,3-diol. ¹H NMR (400 MHz, CD₃OD) δ 9.07 – 9.01 (m, 1H), 8.16 (dd, *J* = 8.6, 1.4 Hz, 1H), 8.05 (dd, *J* = 8.6, 4.3 Hz, 1H), 7.94 – 7.87 (m, 1H), 7.68 – 7.58 (m, 2H), 7.53 (dd, *J* = 7.6, 7.6 Hz, 1H), 7.48 – 7.32 (m, 3H), 7.28 (d, *J* = 7.6 Hz, 1H), 4.41 (s, 2H), 4.09 (s, 3H), 3.90 (dd, *J* = 12.0, 4.4 Hz, 2H), 3.80 (dd, *J* = 11.9, 6.3 Hz, 2H), 3.38 – 3.32 (m, 1H), 2.65 (s, 3H), 2.12 (s, 3H). MS: (ES) *m/z* calculated for C₃₁H₃₂ClN₆O₃ [M + H]⁺ 571.2, found 571.5.

25 **Example 42: 2-(((6-(2-chloro-2'-methyl-3'-((2-methylpyrido[3,2-*d*]pyrimidin-4-yl)amino)-[1,1'-biphenyl]-3-yl)-2-methoxy)pyridin-3-yl)methyl)amino)ethan-1-ol**



[0188] The compound was prepared from 6-(2-chloro-2'-methyl-3'-((2-methylpyrido[3,2-
 5 *d*]pyrimidin-4-yl)amino)-[1,1'-biphenyl]-3-yl)-2-methoxynicotinaldehyde and 2-aminoethan-1-ol
 using a procedure similar to step e in **Example 1**. The crude material was purified by flash
 chromatography to give the product 2-(((6-(2-chloro-2'-methyl-3'-((2-methylpyrido[3,2-
 10 *d*]pyrimidin-4-yl)amino)-[1,1'-biphenyl]-3-yl)-2-methoxypyridin-3-yl)methyl)amino)ethan-1-ol.
¹H NMR (400 MHz, CD₃OD) δ 9.06 (dd, *J* = 4.3, 1.4 Hz, 1H), 8.16 (dd, *J* = 8.6, 1.5 Hz, 1H),
 8.06 (dd, *J* = 8.6, 4.4 Hz, 1H), 7.93 – 7.85 (m, 1H), 7.68 – 7.49 (m, 3H), 7.48 – 7.25 (m, 4H),
 4.32 (s, 2H), 4.09 (s, 3H), 3.89 – 3.81 (m, 2H), 3.24 – 3.16 (m, 2H), 2.66 (s, 3H), 2.12 (s, 3H).
 MS: (ES) *m/z* calculated for C₃₀H₃₀ClN₆O₂ [M + H]⁺ 541.2, found 541.5.

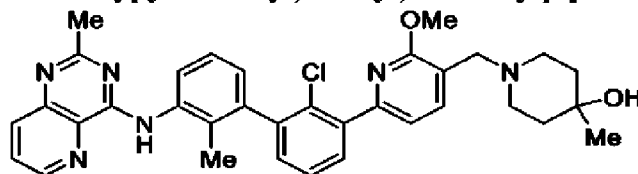
**Example 43: 2-(((6-(2-chloro-2'-methyl-3'-((2-methylpyrido[3,2-*d*]pyrimidin-4-yl)amino)-
 [1,1'-biphenyl]-3-yl)-2-methoxypyridin-3-yl)methyl)amino)-2-(hydroxymethyl)propane-1,3-
 diol**



15

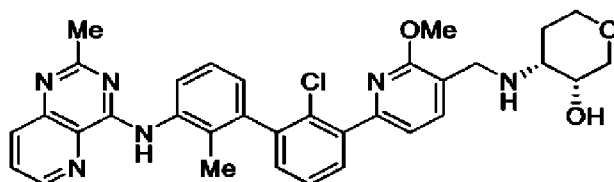
[0189] The compound was prepared from 6-(2-chloro-2'-methyl-3'-((2-methylpyrido[3,2-
 20 *d*]pyrimidin-4-yl)amino)-[1,1'-biphenyl]-3-yl)-2-methoxynicotinaldehyde and 2-amino-2-
 (hydroxymethyl)propane-1,3-diol using a procedure similar to step e in **Example 1**. The crude
 material was purified by silica gel chromatography to give the product 2-(((6-(2-chloro-2'-
 methyl-3'-((2-methylpyrido[3,2-*d*]pyrimidin-4-yl)amino)-[1,1'-biphenyl]-3-yl)-2-
 methoxypyridin-3-yl)methyl)amino)-2-(hydroxymethyl)propane-1,3-diol. ¹H NMR (400 MHz,
 CD₃OD) δ 9.06 (dd, *J* = 4.4, 1.4 Hz, 1H), 8.17 (dd, *J* = 8.6, 1.4 Hz, 1H), 8.06 (dd, *J* = 8.6, 4.4
 Hz, 1H), 7.93 – 7.86 (m, 1H), 7.67 – 7.48 (m, 3H), 7.48 – 7.25 (m, 4H), 4.43 (s, 2H), 4.08 (s,
 25 3H), 3.83 (s, 6H), 2.66 (s, 3H), 2.12 (s, 3H). MS: (ES) *m/z* calculated for C₃₂H₃₄ClN₆O₄ [M +
 H]⁺ 601.2, found 601.5.

Example 44: 1-((6-(2-chloro-2'-methyl-3'-((2-methylpyrido[3,2-*d*]pyrimidin-4-yl)amino)-[1,1'-biphenyl]-3-yl)-2-methoxypyridin-3-yl)methyl)-4-methylpiperidin-4-ol



- 5 [0190] The compound was prepared from 6-(2-chloro-2'-methyl-3'-((2-methylpyrido[3,2-*d*]pyrimidin-4-yl)amino)-[1,1'-biphenyl]-3-yl)-2-methoxynicotinaldehyde and 4-methylpiperidin-4-ol using a procedure similar to step e in **Example 1**. The crude material was purified by silica gel chromatography to give the product 1-((6-(2-chloro-2'-methyl-3'-((2-methylpyrido[3,2-*d*]pyrimidin-4-yl)amino)-[1,1'-biphenyl]-3-yl)-2-methoxypyridin-3-yl)methyl)-4-
- 10 methylpiperidin-4-ol. ¹H NMR (400 MHz, CD₃OD) δ 9.06 (dd, *J* = 4.3, 1.5 Hz, 1H), 8.17 (dd, *J* = 8.6, 1.5 Hz, 1H), 8.06 (dd, *J* = 8.6, 4.3 Hz, 1H), 7.99 – 7.88 (m, 1H), 7.66 (dd, *J* = 7.8, 1.7 Hz, 1H), 7.62 – 7.49 (m, 2H), 7.48 – 7.36 (m, 3H), 7.29 (d, *J* = 7.5 Hz, 1H), 4.39 (s, 2H), 4.09 (s, 3H), 3.44 – 3.66 (m, 4H), 2.66 (s, 3H), 2.12 (s, 3H), 1.90 – 1.77 (m, 4H), 1.29 (s, 3H). MS: (ES) *m/z* calculated for C₃₄H₃₆ClN₆O₂ [M + H]⁺ 595.3, found 595.5.

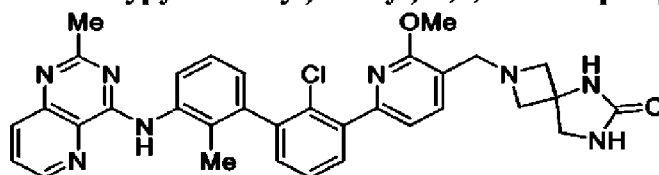
- 15 **Example 45: (3*R*,4*R*)-4-(((6-(2-chloro-2'-methyl-3'-((2-methylpyrido[3,2-*d*]pyrimidin-4-yl)amino)-[1,1'-biphenyl]-3-yl)-2-methoxypyridin-3-yl)methyl)amino)tetrahydro-2*H*-pyran-3-ol**



- 20 [0191] The compound was prepared from 6-(2-chloro-2'-methyl-3'-((2-methylpyrido[3,2-*d*]pyrimidin-4-yl)amino)-[1,1'-biphenyl]-3-yl)-2-methoxynicotinaldehyde and (3*R*,4*R*)-4-aminotetrahydro-2*H*-pyran-3-ol hydrochloride using a procedure similar to step e in **Example 1**. The crude material was purified by silica gel chromatography to give the product (3*R*,4*R*)-4-(((6-(2-chloro-2'-methyl-3'-((2-methylpyrido[3,2-*d*]pyrimidin-4-yl)amino)-[1,1'-biphenyl]-3-yl)-2-
- 25 methoxypyridin-3-yl)methyl)amino)tetrahydro-2*H*-pyran-3-ol. ¹H NMR (400 MHz, CD₃OD) δ 8.82 (dd, *J* = 4.2, 1.5 Hz, 1H), 8.10 – 8.00 (m, 2H), 7.86 – 7.72 (m, 2H), 7.61 (dd, *J* = 7.7, 1.7 Hz, 1H), 7.48 (dd, *J* = 7.6 Hz, 1H), 7.42 – 7.32 (m, 2H), 7.25 (d, *J* = 7.4 Hz, 1H), 7.15 – 7.08 (m,

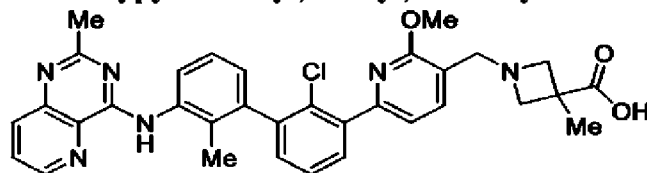
1H), 4.02 (s, 3H), 3.96 – 3.82 (m, 5H), 3.54 – 3.38 (m, 2H), 2.88 (d, $J = 10.9$ Hz, 1H), 2.58 (s, 3H), 2.16 (s, 3H), 1.92 – 1.78 (m, 1H), 1.71 (d, $J = 13.2$ Hz, 1H). MS: (ES) m/z calculated for $C_{33}H_{34}ClN_6O_3$ $[M + H]^+$ 597.2, found 597.6.

5 **Example 46: 2-((6-(2-chloro-2'-methyl-3'-((2-methylpyrido[3,2-*d*]pyrimidin-4-yl)amino)-[1,1'-biphenyl]-3-yl)-2-methoxy)pyridin-3-yl)methyl)-2,5,7-triazaspiro[3.4]octan-6-one**



[0192] The compound was prepared from 6-(2-chloro-2'-methyl-3'-((2-methylpyrido[3,2-*d*]pyrimidin-4-yl)amino)-[1,1'-biphenyl]-3-yl)-2-methoxynicotinaldehyde and 2,5,7-
 10 triazaspiro[3.4]octan-6-one hydrochloride using a procedure similar to step e in **Example 1**. The product was purified by preparative HPLC to give the desired product 2-((6-(2-chloro-2'-methyl-3'-((2-methylpyrido[3,2-*d*]pyrimidin-4-yl)amino)-[1,1'-biphenyl]-3-yl)-2-methoxy)pyridin-3-yl)methyl)-2,5,7-triazaspiro[3.4]octan-6-one. 1H NMR (400 MHz, $DMSO-d_6$) δ 9.91 (s, 1H), 8.88 (dd, $J = 4.3, 1.5$ Hz, 1H), 8.14 (dd, $J = 8.5, 1.5$ Hz, 1H), 7.93 – 7.87 (m, 2H), 7.65 (dd, $J = 7.7, 1.8$ Hz, 1H), 7.56 (dd, $J = 7.6, 7.6$ Hz, 1H), 7.42 – 7.33 (m, 3H), 7.13 (dd, $J = 7.6, 1.3$ Hz, 1H), 7.00 (s, 1H), 3.95 (s, 3H), 3.62 – 3.50 (m, 8H), 2.50 (s, 3H), 2.08 (s, 3H). MS: (ES) m/z calculated for $C_{33}H_{32}ClN_8O_2$ $[M + H]^+$ 607.2, found 607.2.

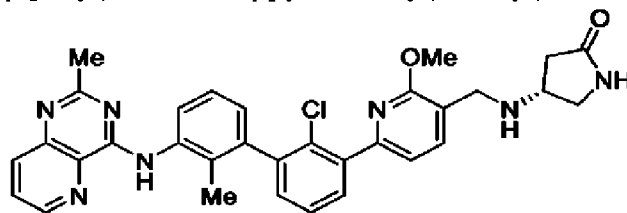
Example 47: 1-((6-(2-chloro-2'-methyl-3'-((2-methylpyrido[3,2-*d*]pyrimidin-4-yl)amino)-[1,1'-biphenyl]-3-yl)-2-methoxy)pyridin-3-yl)methyl)-3-methylazetidene-3-carboxylic acid



20 [0193] The compound was prepared from 6-(2-chloro-2'-methyl-3'-((2-methylpyrido[3,2-*d*]pyrimidin-4-yl)amino)-[1,1'-biphenyl]-3-yl)-2-methoxynicotinaldehyde and 3-methylazetidene-3-carboxylic acid using a procedure similar to **Example 1**. The crude product was purified by preparative HPLC to give 1-((6-(2-chloro-2'-methyl-3'-((2-methylpyrido[3,2-*d*]pyrimidin-4-yl)amino)-[1,1'-biphenyl]-3-yl)-2-methoxy)pyridin-3-yl)methyl)-3-methylazetidene-3-carboxylic acid. 1H NMR (400 MHz, CD_3OD) δ 9.06 (dd, $J = 4.4, 1.4$ Hz, 1H), 8.26 (dd, $J = 8.6, 1.4$ Hz,

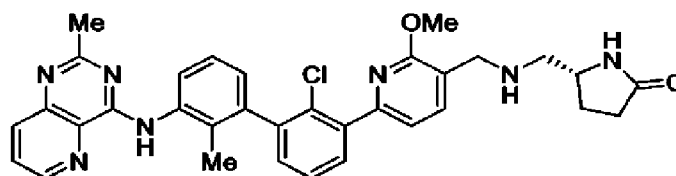
product was purified by preparative HPLC to give the desired product (*S*)-5-(((6-(2-chloro-2'-methyl-3'-((2-methylpyrido[3,2-*d*]pyrimidin-4-yl)amino)-[1,1'-biphenyl]-3-yl)-2-methoxyppyridin-3-yl)methyl)amino)piperidin-2-one. ¹H NMR (400 MHz, CD₃OD) δ 8.82 (dd, *J* = 4.3, 1.5 Hz, 1H), 8.05 (ddd, *J* = 8.1, 5.3, 1.4 Hz, 2H), 7.83 – 7.74 (m, 2H), 7.61 (dd, *J* = 7.7, 1.7 Hz, 1H), 7.50 – 7.34 (m, 3H), 7.24 (d, *J* = 7.5 Hz, 1H), 7.12 (dd, *J* = 7.6, 1.3 Hz, 1H), 4.02 (s, 3H), 3.90 – 3.81 (m, 2H), 3.49 (ddd, *J* = 12.1, 4.6, 1.5 Hz, 1H), 3.13 (dd, *J* = 12.2, 7.6 Hz, 1H), 3.04 – 2.98 (m, 1H), 2.58 (s, 3H), 2.50 – 2.29 (m, 2H), 2.16 (s, 3H), 2.16 – 2.04 (m, 1H), 1.83 – 1.73 (m, 1H). MS: (ES) *m/z* calculated for C₃₃H₃₃ClN₇O₂ [M + H]⁺ 594.2, found 594.6.

Example 50: (*R*)-4-(((6-(2-chloro-2'-methyl-3'-((2-methylpyrido[3,2-*d*]pyrimidin-4-yl)amino)-[1,1'-biphenyl]-3-yl)-2-methoxyppyridin-3-yl)methyl)amino)pyrrolidin-2-one



[0196] The compound was prepared from 6-(2-chloro-2'-methyl-3'-((2-methylpyrido[3,2-*d*]pyrimidin-4-yl)amino)-[1,1'-biphenyl]-3-yl)-2-methoxynicotinaldehyde and (*R*)-4-aminopyrrolidin-2-one hydrochloride using a procedure similar to step e in **Example 1**. The product was purified by preparative HPLC to give the desired product (*R*)-4-(((6-(2-chloro-2'-methyl-3'-((2-methylpyrido[3,2-*d*]pyrimidin-4-yl)amino)-[1,1'-biphenyl]-3-yl)-2-methoxyppyridin-3-yl)methyl)amino)pyrrolidin-2-one. ¹H NMR (400 MHz, CD₃OD) δ 8.82 (dd, *J* = 4.2, 1.5 Hz, 1H), 8.06 (ddd, *J* = 8.2, 6.0, 1.4 Hz, 2H), 7.83 – 7.73 (m, 2H), 7.61 (dd, *J* = 7.6, 1.7 Hz, 1H), 7.48 (dd, *J* = 7.6, 7.6 Hz, 1H), 7.39 – 7.35 (m, 2H), 7.25 (d, *J* = 7.4 Hz, 1H), 7.13 – 7.11 (m, 1H), 4.02 (s, 3H), 3.82 (d, *J* = 2.3 Hz, 2H), 3.69 – 3.60 (m, 2H), 3.27 – 3.24 (m, 1H), 2.64 – 2.60 (m, 1H), 2.58 (s, 3H), 2.30 – 2.24 (m, 1H), 2.16 (s, 3H). MS: (ES) *m/z* calculated for C₃₂H₃₁ClN₇O₂ [M + H]⁺ 580.2, found 580.5.

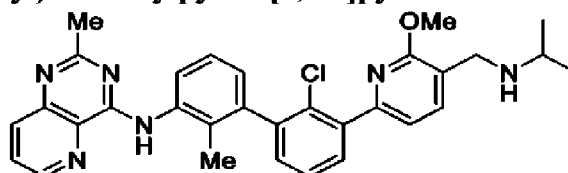
Example 51: (*R*)-5-(((6-(2-chloro-2'-methyl-3'-((2-methylpyrido[3,2-*d*]pyrimidin-4-yl)amino)-[1,1'-biphenyl]-3-yl)-2-methoxyppyridin-3-yl)methyl)amino)methyl)pyrrolidin-2-one



[0197] The compound was prepared from 6-(2-chloro-2'-methyl-3'-((2-methylpyrido[3,2-
d]pyrimidin-4-yl)amino)-[1,1'-biphenyl]-3-yl)-2-methoxynicotinaldehyde and (*R*)-5-

- 5 (aminomethyl)pyrrolidin-2-one hydrochloride using a procedure similar to step e in **Example 1**.
 The product was purified by preparative HPLC to give the desired product (*R*)-5-((((6-(2-chloro-
 2'-methyl-3'-((2-methylpyrido[3,2-*d*]pyrimidin-4-yl)amino)-[1,1'-biphenyl]-3-yl)-2-
 methoxypyridin-3-yl)methyl)amino)methyl)pyrrolidin-2-one. ¹H NMR (400 MHz, CD₃OD) δ
 8.85 (dd, *J* = 4.3, 1.5 Hz, 1H), 8.06 (ddd, *J* = 11.5, 8.3, 1.4 Hz, 2H), 7.83 (dd, *J* = 8.5, 4.3 Hz,
 10 1H), 7.74 (d, *J* = 7.5 Hz, 1H), 7.61 (dd, *J* = 7.6, 1.8 Hz, 1H), 7.49 (dd, *J* = 7.6, 7.6 Hz, 1H), 7.40
 – 7.32 (m, 2H), 7.25 (d, *J* = 7.4 Hz, 1H), 7.13 (dd, *J* = 7.6, 1.2 Hz, 1H), 4.03 (s, 3H), 3.86 (s,
 3H), 2.78 – 2.68 (m, 2H), 2.59 (s, 3H), 2.37 – 2.13 (m, 6H), 1.85 – 1.75 (m, 1H). MS: (ES) *m/z*
 calculated for C₃₃H₃₃ClN₇O₂ [M + H]⁺ 594.2, found 594.5.

Example 52: *N*-(2'-chloro-3'-(5-((isopropylamino)methyl)-6-methoxypyridin-2-yl)-2-
 15 methyl-[1,1'-biphenyl]-3-yl)-2-methylpyrido[3,2-*d*]pyrimidin-4-amine

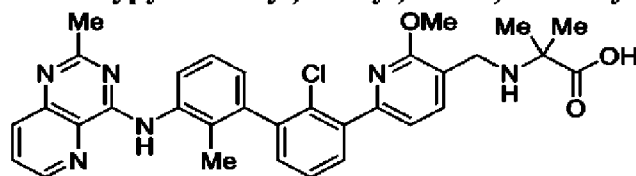


[0198] The compound was prepared from 6-(2-chloro-2'-methyl-3'-((2-methylpyrido[3,2-
d]pyrimidin-4-yl)amino)-[1,1'-biphenyl]-3-yl)-2-methoxynicotinaldehyde and propan-2-amine

- 20 using a procedure similar to step e in **Example 1**. The product was purified by preparative
 HPLC to give the desired product *N*-(2'-chloro-3'-(5-((isopropylamino)methyl)-6-
 methoxypyridin-2-yl)-2-methyl-[1,1'-biphenyl]-3-yl)-2-methylpyrido[3,2-*d*]pyrimidin-4-amine.
¹H NMR (400 MHz, CD₃OD) δ 8.82 (dd, *J* = 4.3, 1.5 Hz, 1H), 8.06 (ddd, *J* = 8.2, 3.1, 1.4 Hz,
 2H), 7.81 (dd, *J* = 8.5, 4.2 Hz, 1H), 7.73 (d, *J* = 7.5 Hz, 1H), 7.61 (dd, *J* = 7.7, 1.8 Hz, 1H), 7.47
 25 (dd, *J* = 7.6, 7.6 Hz, 1H), 7.41 – 7.32 (m, 2H), 7.25 (d, *J* = 7.4 Hz, 1H), 7.11 (dd, *J* = 7.6, 1.2 Hz,

1H), 4.03 (s, 3H), 3.84 (s, 2H), 2.91 (sep, $J = 6.3$ Hz, 1H), 2.58 (s, 3H), 2.16 (s, 3H), 1.16 (d, $J = 6.3$ Hz, 6H). MS: (ES) m/z calculated for $C_{31}H_{32}ClN_6O$ $[M + H]^+$ 539.2, found 539.2.

Example 53: 2-(((6-(2-chloro-2'-methyl-3'-((2-methylpyrido[3,2-*d*]pyrimidin-4-yl)amino)-[1,1'-biphenyl]-3-yl)-2-methoxy)pyridin-3-yl)methyl)amino)-2-methylpropanoic acid

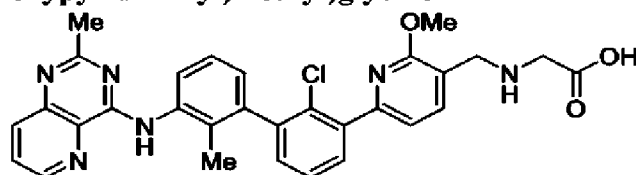


5

[0199] The compound was prepared from 6-(2-chloro-2'-methyl-3'-((2-methylpyrido[3,2-*d*]pyrimidin-4-yl)amino)-[1,1'-biphenyl]-3-yl)-2-methoxynicotinaldehyde and 2-amino-2-methylpropanoic acid using a procedure similar to step e in **Example 1**. The product was purified by preparative HPLC to give the desired product 2-(((6-(2-chloro-2'-methyl-3'-((2-methylpyrido[3,2-*d*]pyrimidin-4-yl)amino)-[1,1'-biphenyl]-3-yl)-2-methoxy)pyridin-3-yl)methyl)amino)-2-methylpropanoic acid. 1H NMR (400 MHz, CD_3OD) δ 9.05 (dd, $J = 4.4, 1.5$ Hz, 1H), 8.17 (dd, $J = 8.6, 1.4$ Hz, 1H), 8.06 (dd, $J = 8.6, 4.3$ Hz, 1H), 7.91 (d, $J = 7.6$ Hz, 1H), 7.65 – 7.48 (m, 3H), 7.46 – 7.28 (m, 4H), 4.29 (s, 2H), 4.09 (s, 3H), 2.66 (s, 3H), 2.13 (s, 3H), 1.70 (s, 6H). MS: (ES) m/z calculated for $C_{32}H_{32}ClN_6O_3$ $[M + H]^+$ 583.2, found 583.2.

15

Example 54: (((6-(2-chloro-2'-methyl-3'-((2-methylpyrido[3,2-*d*]pyrimidin-4-yl)amino)-[1,1'-biphenyl]-3-yl)-2-methoxy)pyridin-3-yl)methyl)glycine

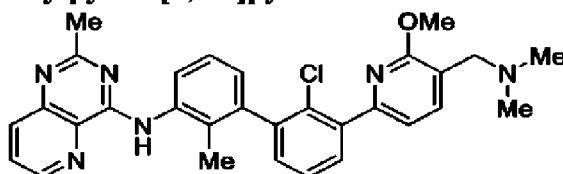


[0200] The compound was prepared from 6-(2-chloro-2'-methyl-3'-((2-methylpyrido[3,2-*d*]pyrimidin-4-yl)amino)-[1,1'-biphenyl]-3-yl)-2-methoxynicotinaldehyde and glycine using a procedure similar to step e in **Example 1**. The product was purified by preparative HPLC to give the desired product (((6-(2-chloro-2'-methyl-3'-((2-methylpyrido[3,2-*d*]pyrimidin-4-yl)amino)-[1,1'-biphenyl]-3-yl)-2-methoxy)pyridin-3-yl)methyl)glycine. 1H NMR (400 MHz, CD_3OD) δ 9.06 (dd, $J = 4.4, 1.4$ Hz, 1H), 8.18 (dd, $J = 8.6, 1.4$ Hz, 1H), 8.06 (dd, $J = 8.6, 4.3$ Hz, 1H), 7.88 (d, $J = 7.6$ Hz, 1H), 7.67 – 7.48 (m, 3H), 7.46 – 7.28 (m, 4H), 4.35 (s, 2H), 4.09 (s,

25

3H), 3.96 (s, 2H), 2.66 (s, 3H), 2.12 (s, 3H). MS: (ES) m/z calculated for $C_{30}H_{28}ClN_6O_3$ [$M + H$]⁺ 555.2, found 555.2.

Example 55: *N*-(2'-chloro-3'-(5-((dimethylamino)methyl)-6-methoxypyridin-2-yl)-2-methyl-[1,1'-biphenyl]-3-yl)-2-methylpyrido[3,2-*d*]pyrimidin-4-amine

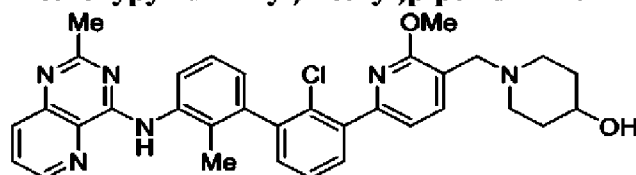


5

[0201] The compound was prepared from 6-(2-chloro-2'-methyl-3'-((2-methylpyrido[3,2-*d*]pyrimidin-4-yl)amino)-[1,1'-biphenyl]-3-yl)-2-methoxynicotinaldehyde and dimethylamine using a procedure similar to step e in **Example 1**. The product was purified by preparative HPLC to give the desired product *N*-(2'-chloro-3'-(5-((dimethylamino)methyl)-6-methoxypyridin-2-yl)-2-methyl-[1,1'-biphenyl]-3-yl)-2-methylpyrido[3,2-*d*]pyrimidin-4-amine. ¹H NMR (400 MHz, CD₃OD) δ 8.83 (dd, $J = 4.3, 1.5$ Hz, 1H), 8.06 (ddd, $J = 8.3, 8.3, 1.4$ Hz, 2H), 7.82 (dd, $J = 8.5, 4.2$ Hz, 1H), 7.72 (d, $J = 7.5$ Hz, 1H), 7.63 (dd, $J = 7.7, 1.8$ Hz, 1H), 7.49 (dd, $J = 7.6, 7.6$ Hz, 1H), 7.43 – 7.33 (m, 2H), 7.26 (d, $J = 7.5$ Hz, 1H), 7.12 (dd, $J = 7.5, 1.3$ Hz, 1H), 4.00 (s, 3H), 3.61 (s, 2H), 2.59 (s, 3H), 2.34 (s, 6H), 2.16 (s, 3H). MS: (ES) m/z calculated for $C_{30}H_{30}ClN_6O$ [$M + H$]⁺ 525.2, found 525.2.

15

Example 56: 1-((6-(2-chloro-2'-methyl-3'-((2-methylpyrido[3,2-*d*]pyrimidin-4-yl)amino)-[1,1'-biphenyl]-3-yl)-2-methoxypyridin-3-yl)methyl)piperidin-4-ol



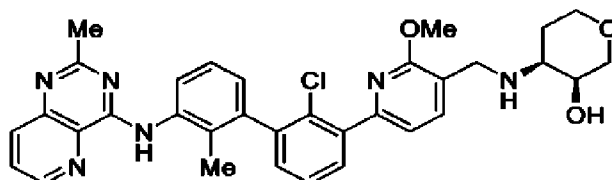
20

[0202] The compound was prepared from 6-(2-chloro-2'-methyl-3'-((2-methylpyrido[3,2-*d*]pyrimidin-4-yl)amino)-[1,1'-biphenyl]-3-yl)-2-methoxynicotinaldehyde and piperidin-4-ol using a procedure similar to step e in **Example 1**. The product was purified by preparative HPLC to give the desired product 1-((6-(2-chloro-2'-methyl-3'-((2-methylpyrido[3,2-*d*]pyrimidin-4-yl)amino)-[1,1'-biphenyl]-3-yl)-2-methoxypyridin-3-yl)methyl)piperidin-4-ol. ¹H NMR (400 MHz, CD₃OD) δ 8.83 (dd, $J = 4.3, 1.5$ Hz, 1H), 8.06 (ddd, $J = 9.5, 8.2, 1.4$ Hz, 2H), 7.86 – 7.72 (m, 2H), 7.62 (dd, $J = 7.6, 1.7$ Hz, 1H), 7.48 (dd, $J = 7.6, 7.6$ Hz, 1H), 7.42 – 7.31

25

(m, 2H), 7.27 (d, $J = 7.5$ Hz, 1H), 7.13 (dd, $J = 7.6, 1.2$ Hz, 1H), 4.00 (s, 3H), 3.67 (s, 3H), 2.95 – 2.91 (m, 2H), 2.59 (s, 3H), 2.42 – 2.34 (m, 2H), 2.16 (s, 3H), 1.92 – 1.87 (m, 2H), 1.67 – 1.58 (m, 2H). MS: (ES) m/z calculated for $C_{33}H_{34}ClN_6O_2$ $[M + H]^+$ 581.2, found 581.2.

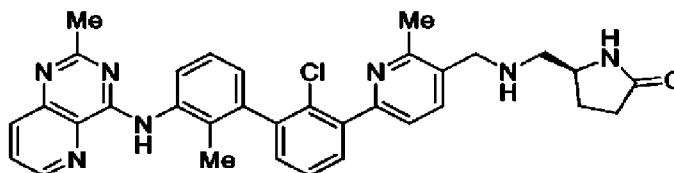
5 **Example 57: (3*S*,4*S*)-4-(((6-(2-chloro-2'-methyl-3'-((2-methylpyrido[3,2-*d*]pyrimidin-4-yl)amino)-[1,1'-biphenyl]-3-yl)-2-methoxypyridin-3-yl)methyl)amino)tetrahydro-2*H*-pyran-3-ol**



10 **[0203]** The compound was prepared from 6-(2-chloro-2'-methyl-3'-((2-methylpyrido[3,2-*d*]pyrimidin-4-yl)amino)-[1,1'-biphenyl]-3-yl)-2-methoxynicotinaldehyde and (3*S*,4*S*)-4-aminotetrahydro-2*H*-pyran-3-ol using a procedure similar to step e in **Example 1**. The product was purified by preparative HPLC to give the desired product (3*S*,4*S*)-4-(((6-(2-chloro-2'-methyl-3'-((2-methylpyrido[3,2-*d*]pyrimidin-4-yl)amino)-[1,1'-biphenyl]-3-yl)-2-methoxypyridin-3-yl)methyl)amino)tetrahydro-2*H*-pyran-3-ol. 1H NMR (400 MHz, CD_3OD) δ

15 8.83 (dd, $J = 4.3, 1.5$ Hz, 1H), 8.06 (ddd, $J = 12.0, 8.3, 1.4$ Hz, 2H), 7.86 – 7.76 (m, 2H), 7.62 (dd, $J = 7.7, 1.8$ Hz, 1H), 7.49 (dd, $J = 7.6, 7.6$ Hz, 1H), 7.42 – 7.33 (m, 2H), 7.29 (d, $J = 7.4$ Hz, 1H), 7.13 (dd, $J = 7.7, 1.2$ Hz, 1H), 4.09 – 3.87 (m, 8H), 3.56 – 3.39 (m, 1H), 3.08 (d, $J = 11.2$ Hz, 1H), 2.59 (s, 3H), 2.16 (s, 3H), 1.98 – 1.88 (m, 1H), 1.77 (d, $J = 12.2$ Hz, 1H), 1.29 (t, $J = 7.3$ Hz, 1H). MS: (ES) m/z calculated for $C_{33}H_{34}ClN_6O_3$ $[M + H]^+$ 597.2, found 597.6.

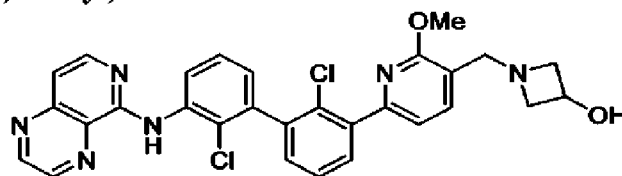
20 **Example 58: (S)-5-(((6-(2-chloro-2'-methyl-3'-((2-methylpyrido[3,2-*d*]pyrimidin-4-yl)amino)-[1,1'-biphenyl]-3-yl)-2-methylpyridin-3-yl)methyl)amino)methyl)pyrrolidin-2-one**



25 **[0204]** The compound was prepared from 6-(2-chloro-2'-methyl-3'-((2-methylpyrido[3,2-*d*]pyrimidin-4-yl)amino)-[1,1'-biphenyl]-3-yl)-2-methylnicotinaldehyde and (S)-5-(aminomethyl)pyrrolidin-2-one using a procedure similar to step e in **Example 1**. The product

was purified by preparative HPLC to give the desired product (*S*)-5-((((6-(2-chloro-2'-methyl-3'-((2-methylpyrido[3,2-*d*]pyrimidin-4-yl)amino)-[1,1'-biphenyl]-3-yl)-2-methylpyridin-3-yl)methyl)amino)methyl)pyrrolidin-2-one. ¹H NMR (400 MHz, CD₃OD) δ 8.84 (dd, *J* = 4.3, 1.5 Hz, 1H), 8.07 (ddd, *J* = 16.4, 8.3, 1.4 Hz, 2H), 7.92 – 7.78 (m, 2H), 7.56 – 7.33 (m, 5H), 7.12 (dd, *J* = 7.5, 1.2 Hz, 1H), 4.02 – 3.82 (m, 2H), 3.24 – 3.19 (m, 1H), 2.89 – 2.78 (m, 2H), 2.64 (s, 3H), 2.58 (s, 3H), 2.40 – 2.22 (m, 3H), 2.17 (s, 3H), 1.93 – 1.84 (m, 1H). MS: (ES) *m/z* calculated for C₃₃H₃₃ClN₇O [M + H]⁺ 578.2, found 578.5.

Example 59: 1-((6-(2,2'-dichloro-3'-(pyrido[3,4-*b*]pyrazin-5-ylamino)-[1,1'-biphenyl]-3-yl)-2-methoxypyridin-3-yl)methyl)azetididin-3-ol

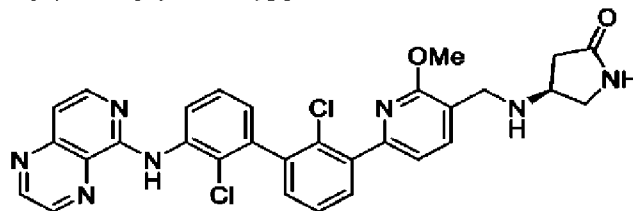


10

[0205] The compound was prepared from 6-(2,2'-dichloro-3'-(pyrido[3,4-*b*]pyrazin-5-ylamino)-[1,1'-biphenyl]-3-yl)-2-methoxynicotinaldehyde and azetididin-3-ol using a procedure similar to step e in **Example 1**. The product was purified by preparative HPLC to give the desired product 1-((6-(2,2'-dichloro-3'-(pyrido[3,4-*b*]pyrazin-5-ylamino)-[1,1'-biphenyl]-3-yl)-2-methoxypyridin-3-yl)methyl)azetididin-3-ol. ¹H NMR (400 MHz, CD₃OD) δ 9.14 (d, *J* = 1.8 Hz, 1H), 8.96 (d, *J* = 1.9 Hz, 1H), 8.69 – 8.62 (m, 1H), 8.21 (d, *J* = 6.4 Hz, 1H), 7.89 (d, *J* = 7.7 Hz, 1H), 7.68 (dd, *J* = 7.8, 1.9 Hz, 1H), 7.57 – 7.52 (m, 2H), 7.48 – 7.34 (m, 3H), 7.28 – 7.20 (m, 1H), 4.78 – 4.60 (m, 1H), 4.49 – 4.39 (m, 4H), 4.11 – 3.98 (m, 5H). MS: (ES) *m/z* calculated for C₂₉H₂₅Cl₂N₆O₂ [M + H]⁺ 559.1, found 559.1.

20

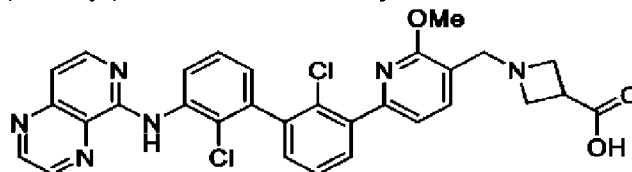
Example 60: (*S*)-4-((((6-(2,2'-dichloro-3'-(pyrido[3,4-*b*]pyrazin-5-ylamino)-[1,1'-biphenyl]-3-yl)-2-methoxypyridin-3-yl)methyl)amino)pyrrolidin-2-one



[0206] The compound was prepared from 6-(2,2'-dichloro-3'-(pyrido[3,4-*b*]pyrazin-5-ylamino)-[1,1'-biphenyl]-3-yl)-2-methoxynicotinaldehyde and (*S*)-4-aminopyrrolidin-2-one

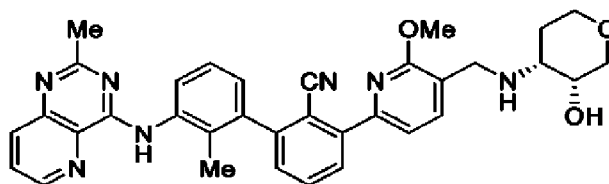
using a procedure similar to step e in **Example 1**. The product was purified by preparative HPLC to give the desired product (*S*)-4-(((6-(2,2'-dichloro-3'-(pyrido[3,4-*b*]pyrazin-5-ylamino)-[1,1'-biphenyl]-3-yl)-2-methoxypyridin-3-yl)methyl)amino)pyrrolidin-2-one. ¹H NMR (400 MHz, CD₃OD) δ 9.10 (s, 1H), 8.93 (s, 1H), 8.86 (d, *J* = 8.3 Hz, 1H), 8.30 (d, *J* = 6.4 Hz, 1H), 7.91 (d, *J* = 7.6 Hz, 1H), 7.70 – 7.63 (m, 1H), 7.58 – 7.35 (m, 5H), 7.16 (d, *J* = 7.6 Hz, 1H), 4.33 (s, 2H), 4.28 – 4.21 (m, 1H), 4.12 (s, 3H), 3.91 – 3.83 (m, 1H), 3.61 – 3.57 (m, 1H), 2.95 – 2.87 (m, 1H), 2.66 – 2.55 (m, 1H). MS: (ES) *m/z* calculated for C₃₀H₂₆Cl₂N₇O₂ [M + H]⁺ 586.2, found 586.1.

Example 61: 1-(((6-(2,2'-dichloro-3'-(pyrido[3,4-*b*]pyrazin-5-ylamino)-[1,1'-biphenyl]-3-yl)-2-methoxypyridin-3-yl)methyl)azetidine-3-carboxylic acid



[0207] The compound was prepared from 6-(2,2'-dichloro-3'-(pyrido[3,4-*b*]pyrazin-5-ylamino)-[1,1'-biphenyl]-3-yl)-2-methoxynicotinaldehyde and azetidine-3-carboxylic acid using a procedure similar to step e in **Example 1**. The product was purified by preparative HPLC to give the desired product 1-(((6-(2,2'-dichloro-3'-(pyrido[3,4-*b*]pyrazin-5-ylamino)-[1,1'-biphenyl]-3-yl)-2-methoxypyridin-3-yl)methyl)azetidine-3-carboxylic acid. ¹H NMR (400 MHz, CD₃OD) δ 9.13 (s, 1H), 8.95 (s, 1H), 8.70 – 8.63 (m, 1H), 8.21 (d, *J* = 6.3 Hz, 1H), 7.89 (d, *J* = 7.5 Hz, 1H), 7.68 (dd, *J* = 7.7, 1.8 Hz, 1H), 7.56 – 7.52 (m, 2H), 7.47 – 7.34 (m, 3H), 7.23 (dd, *J* = 7.7, 1.7 Hz, 1H), 4.5 (s, 2H), 4.43 – 4.41 (m, 4H), 4.09 (s, 3H), 3.78 – 3.69 (m, 1H). MS: (ES) *m/z* calculated for C₃₀H₂₅Cl₂N₆O₃ [M + H]⁺ 587.1, found 587.1.

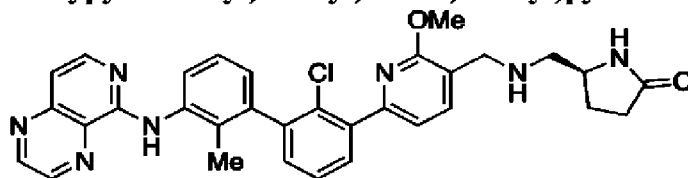
Example 62: 3-(5-(((3*R*,4*R*)-3-hydroxytetrahydro-2*H*-pyran-4-yl)amino)methyl)-6-methoxypyridin-2-yl)-2'-methyl-3'-(2-methylpyrido[3,2-*d*]pyrimidin-4-yl)amino)-[1,1'-biphenyl]-2-carbonitrile



25

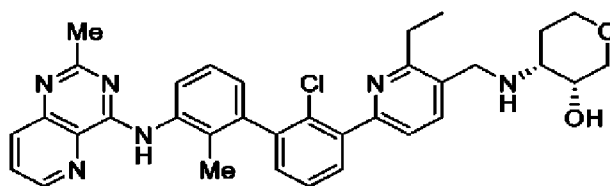
[0208] The compound was prepared from 3-(5-formyl-6-methoxypyridin-2-yl)-2'-methyl-3'-((2-methylpyrido[3,2-*d*]pyrimidin-4-yl)amino)-[1,1'-biphenyl]-2-carbonitrile and (3*R*,4*R*)-4-aminotetrahydropyran-3-ol hydrochloride using a procedure similar to step e in **Example 1**. The product was purified by preparative HPLC to give the desired product 3-(5-(((3*R*,4*R*)-3-hydroxytetrahydro-2*H*-pyran-4-yl)amino)methyl)-6-methoxypyridin-2-yl)-2'-methyl-3'-((2-methylpyrido[3,2-*d*]pyrimidin-4-yl)amino)-[1,1'-biphenyl]-2-carbonitrile. ¹H NMR (400 MHz, CDCl₃) δ 9.24 (s, 1H), 8.74 (dd, *J* = 4.3, 1.5 Hz, 1H), 8.63 (dd, *J* = 8.4, 1.5 Hz, 1H), 8.10 (dd, *J* = 8.4, 1.5 Hz, 1H), 7.82 (dd, *J* = 7.9, 1.2 Hz, 1H), 7.76 – 7.64 (m, 3H), 7.49 – 7.40 (m, 2H), 7.37 (d, *J* = 7.9 Hz, 1H), 7.14 (d, *J* = 7.9 Hz, 1H), 4.11 (s, 3H), 4.05 (dd, *J* = 12.8, 2.8 Hz, 1H), 3.98 – 3.77 (m, 3H), 3.43 (ddd, *J* = 23.8, 12.0, 2.0 Hz, 2H), 2.84 – 2.78 (m, 1H), 2.74 (s, 3H), 2.34 (s, 3H), 1.89 – 1.75 (m, 1H), 1.70 – 1.50 (m, 2H). MS: (ES) *m/z* calculated for C₃₄H₃₄N₇O₃ [M + H]⁺ 588.3, found 588.2.

Example 63: (S)-5-(((6-(2-chloro-2'-methyl-3'-(pyrido[3,4-*b*]pyrazin-5-ylamino)-[1,1'-biphenyl]-3-yl)-2-methoxypyridin-3-yl)methyl)amino)methyl)pyrrolidin-2-one



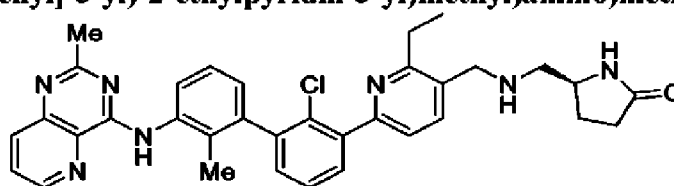
[0209] The compound was prepared from 6-(2-chloro-2'-methyl-3'-(pyrido[3,4-*b*]pyrazin-5-ylamino)-[1,1'-biphenyl]-3-yl)-2-methoxynicotinaldehyde and (S)-5-(aminomethyl)pyrrolidin-2-one using a procedure similar to step e in **Example 1**. The crude product was purified by preparative HPLC to give (S)-5-(((6-(2-chloro-2'-methyl-3'-(pyrido[3,4-*b*]pyrazin-5-ylamino)-[1,1'-biphenyl]-3-yl)-2-methoxypyridin-3-yl)methyl)amino)methyl)pyrrolidin-2-one. ¹H NMR (400 MHz, CD₃OD) δ 9.01 (s, 1H), 8.85 (s, 1H), 8.14 (d, *J* = 6.2 Hz, 1H), 8.04 (d, *J* = 8.4 Hz, 1H), 7.72 (d, *J* = 7.5 Hz, 1H), 7.59 (d, *J* = 8.0 Hz, 1H), 7.46 (dd, *J* = 7.7, 7.7 Hz, 1H), 7.39 – 7.32 (m, 2H), 7.25 – 7.19 (m, 2H), 7.07 (d, *J* = 7.4 Hz, 1H), 4.01 (s, 3H), 3.87 – 3.77 (m, 3H), 2.77 – 2.61 (m, 2H), 2.36 – 2.20 (m, 3H), 2.15 (s, 3H), 1.85 – 1.75 (s, 1H). MS: (ES) *m/z* calculated for C₃₂H₃₁ClN₇O₂ [M+H]⁺ 580.2, found 580.5.

Example 64: (3*R*,4*R*)-4-(((6-(2-chloro-2'-methyl-3'-((2-methylpyrido[3,2-*d*]pyrimidin-4-yl)amino)-[1,1'-biphenyl]-3-yl)-2-ethylpyridin-3-yl)methyl)amino)tetrahydro-2*H*-pyran-3-ol



[0210] The compound was prepared from 6-(2-chloro-2'-methyl-3'-((2-methylpyrido[3,2-
 5 *d*]pyrimidin-4-yl)amino)-[1,1'-biphenyl]-3-yl)-2-ethylnicotinaldehyde and (3*R*,4*R*)-4-
 aminotetrahydro-2*H*-pyran-3-ol hydrochloride using a procedure similar to step e in **Example**
1. The product was purified by preparative HPLC to give the desired product (3*R*,4*R*)-4-(((6-(2-
 chloro-2'-methyl-3'-((2-methylpyrido[3,2-*d*]pyrimidin-4-yl)amino)-[1,1'-biphenyl]-3-yl)-2-
 ethylpyridin-3-yl)methyl)amino)tetrahydro-2*H*-pyran-3-ol. ¹H NMR (400 MHz, CDCl₃) δ 9.35
 10 (s, 1H), 8.77 (dd, *J* = 4.2, 1.5 Hz, 1H), 8.50 (d, *J* = 7.9 Hz, 1H), 8.18 (dd, *J* = 8.5, 1.5 Hz, 1H),
 7.80 (d, *J* = 7.9 Hz, 1H), 7.72 (dd, *J* = 8.5, 4.0 Hz, 1H), 7.61 (dd, *J* = 7.7, 1.8 Hz, 1H), 7.53 (d, *J*
 = 8.0 Hz, 1H), 7.46 – 7.36 (m, 2H), 7.31 (dd, *J* = 7.6, 1.8 Hz, 1H), 7.09 (d, *J* = 7.6 Hz, 1H), 4.17
 – 3.89 (m, 4H), 3.55 – 3.39 (m, 2H), 3.12 – 3.00 (m, 2H), 2.96 (q, *J* = 7.2 Hz, 2H), 2.75 (s, 3H),
 2.25 (s, 3H), 1.95 – 1.85 (m, 1H), 1.80 – 1.73 (m, 1H), 1.36 (t, *J* = 7.3 Hz, 3H). MS: (ES) *m/z*
 calculated for C₃₄H₃₆ClN₆O₂ [M + H]⁺ 595.3, found 595.2.

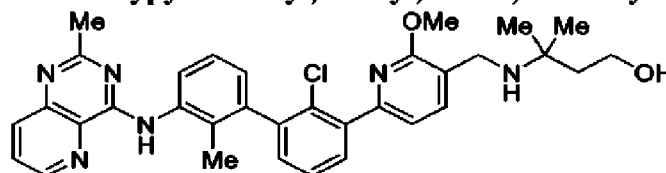
15 **Example 65: (S)-5-(((6-(2-chloro-2'-methyl-3'-((2-methylpyrido[3,2-*d*]pyrimidin-4-
 yl)amino)-[1,1'-biphenyl]-3-yl)-2-ethylpyridin-3-yl)methyl)amino)methyl)pyrrolidin-2-one**



[0211] The compound was prepared from 6-(2-chloro-2'-methyl-3'-((2-methylpyrido[3,2-
 20 *d*]pyrimidin-4-yl)amino)-[1,1'-biphenyl]-3-yl)-2-ethylnicotinaldehyde and (S)-5-
 (aminomethyl)pyrrolidin-2-one hydrochloride using a procedure similar to step e in **Example**
1. The product was purified by preparative HPLC to give the desired product (S)-5-(((6-(2-
 chloro-2'-methyl-3'-((2-methylpyrido[3,2-*d*]pyrimidin-4-yl)amino)-[1,1'-biphenyl]-3-yl)-2-
 ethylpyridin-3-yl)methyl)amino)methyl)pyrrolidin-2-one. ¹H NMR (400 MHz, CDCl₃) δ 9.26 (s,
 25 1H), 8.74 (dd, *J* = 4.3, 1.5 Hz, 1H), 8.57 (d, *J* = 8.2 Hz, 1H), 8.11 (dd, *J* = 8.5, 1.5 Hz, 1H), 7.76
 – 7.65 (m, 2H), 7.61 (dd, *J* = 7.7, 1.8 Hz, 1H), 7.50 (d, *J* = 8.2 Hz, 1H), 7.45 – 7.36 (m, 2H), 7.30

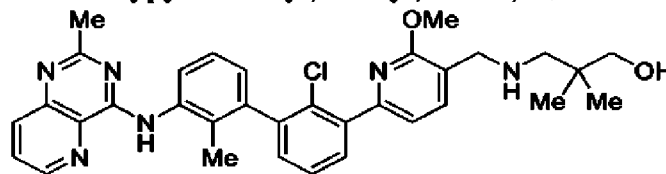
(dd, $J = 7.5, 1.8$ Hz, 1H), 7.06 (d, $J = 8.2$ Hz, 1H), 6.35 (s, 1H), 3.95 (m, 2H), 3.83 (bs, 1H), 3.09 (q, $J = 7.3$ Hz, 2H), 2.99 – 2.88 (m, 2H), 2.73 (s, 3H), 2.42 – 2.30 (m, 2H), 2.25 (s, 3H), 2.04 (d, 1H), 1.83 (m, 1H), 1.36 (t, $J = 7.3$ Hz, 3H). MS: (ES) m/z calculated for $C_{34}H_{35}ClN_7O$ $[M + H]^+$ 592.3, found 592.2.

5 **Example 66: 3-(((6-(2-chloro-2'-methyl-3'-((2-methylpyrido[3,2-*d*]pyrimidin-4-yl)amino)-[1,1'-biphenyl]-3-yl)-2-methoxy)pyridin-3-yl)methyl)amino)-3-methylbutan-1-ol**



10 **[0212]** The compound was prepared from 6-(2-chloro-2'-methyl-3'-((2-methylpyrido[3,2-*d*]pyrimidin-4-yl)amino)-[1,1'-biphenyl]-3-yl)-2-methoxynicotinaldehyde and 3-amino-3-methylbutan-1-ol using a procedure similar to step e in **Example 1**. The product was purified by preparative HPLC to give the desired product 3-(((6-(2-chloro-2'-methyl-3'-((2-methylpyrido[3,2-*d*]pyrimidin-4-yl)amino)-[1,1'-biphenyl]-3-yl)-2-methoxy)pyridin-3-yl)methyl)amino)-3-methylbutan-1-ol. 1H NMR (400 MHz, CD_3OD) δ 9.06 (dd, $J = 4.4, 1.5$ Hz, 1H), 8.17 (dd, $J = 8.7, 1.5$ Hz, 1H), 8.06 (dd, $J = 8.6, 4.3$ Hz, 1H), 7.89 (d, $J = 7.5$ Hz, 1H), 7.66 – 7.48 (m, 3H), 7.48 – 7.25 (m, 4H), 4.26 (s, 2H), 4.07 (s, 3H), 3.92 (t, $J = 5.8$ Hz, 2H), 2.66 (s, 3H), 2.12 (s, 3H), 1.96 (t, $J = 5.8$ Hz, 2H), 1.53 (s, 6H), 1.38 (d, $J = 4.2$ Hz, 1H). MS: (ES) m/z calculated for $C_{33}H_{36}ClN_6O_2$ $[M + H]^+$ 583.3, found 583.5.

20 **Example 67: 3-(((6-(2-chloro-2'-methyl-3'-((2-methylpyrido[3,2-*d*]pyrimidin-4-yl)amino)-[1,1'-biphenyl]-3-yl)-2-methoxy)pyridin-3-yl)methyl)amino)-2,2-dimethylpropan-1-ol**

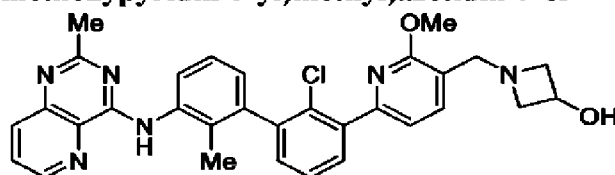


25 **[0213]** The compound was prepared from 6-(2-chloro-2'-methyl-3'-((2-methylpyrido[3,2-*d*]pyrimidin-4-yl)amino)-[1,1'-biphenyl]-3-yl)-2-methoxynicotinaldehyde and 3-amino-2,2-dimethylpropan-1-ol using a procedure similar to step e in **Example 1**. The product was purified by preparative HPLC to give the desired product 3-(((6-(2-chloro-2'-methyl-3'-((2-methylpyrido[3,2-*d*]pyrimidin-4-yl)amino)-[1,1'-biphenyl]-3-yl)-2-methoxy)pyridin-3-

yl)methyl)amino)-2,2-dimethylpropan-1-ol. ¹H NMR (400 MHz, CD₃OD) δ 9.06 (dd, *J* = 4.4, 1.4 Hz, 1H), 8.18 (dd, *J* = 8.6, 1.5 Hz, 1H), 8.06 (dd, *J* = 8.6, 4.4 Hz, 1H), 7.86 (d, *J* = 7.5 Hz, 1H), 7.68 – 7.49 (m, 3H), 7.48 – 7.25 (m, 4H), 4.26 (s, 2H), 4.08 (s, 3H), 3.48 (s, 2H), 3.09 (s, 2H), 2.66 (s, 3H), 2.12 (s, 3H), 1.02 (s, 6H). MS: (ES) *m/z* calculated for C₃₃H₃₆ClN₆O₂ [M +

5 H]⁺ 583.3, found 583.5.

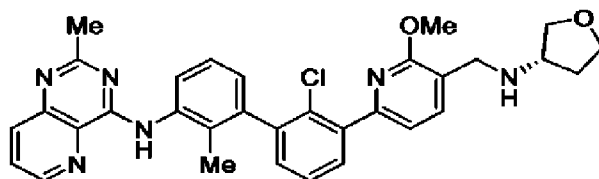
Example 68: 1-((6-(2-chloro-2'-methyl-3'-((2-methylpyrido[3,2-*d*]pyrimidin-4-yl)amino)-[1,1'-biphenyl]-3-yl)-2-methoxy)pyridin-3-yl)methyl)azetidin-3-ol



10 [0214] The compound was prepared from 6-(2-chloro-2'-methyl-3'-((2-methylpyrido[3,2-*d*]pyrimidin-4-yl)amino)-[1,1'-biphenyl]-3-yl)-2-methoxynicotinaldehyde and azetidin-3-ol using a procedure similar to step e in **Example 1**. The product was purified by preparative HPLC to give the desired product 1-((6-(2-chloro-2'-methyl-3'-((2-methylpyrido[3,2-*d*]pyrimidin-4-yl)amino)-[1,1'-biphenyl]-3-yl)-2-methoxy)pyridin-3-yl)methyl)azetidin-3-ol. ¹H NMR (400

15 MHz, CD₃OD) δ 9.04 (dd, *J* = 4.3, 1.4 Hz, 1H), 8.16 (dd, *J* = 8.6, 1.4 Hz, 1H), 8.04 (dd, *J* = 8.6, 4.3 Hz, 1H), 7.90 (d, *J* = 7.5 Hz, 1H), 7.68 – 7.58 (m, 2H), 7.53 (dd, *J* = 7.6 Hz, 1H), 7.46 – 7.39 (m, 2H), 7.36 (d, *J* = 7.5 Hz, 1H), 7.27 (d, *J* = 7.5 Hz, 1H), 4.63 (b, 1H), 4.49 (s, 2H), 4.41 (bs, 2H), 4.08 (s, 3H), 4.03 (b, 2H), 2.65 (s, 3H), 2.12 (s, 3H). MS: (ES) *m/z* calculated for C₃₁H₃₀ClN₆O₂ [M + H]⁺ 553.2, found 553.5.

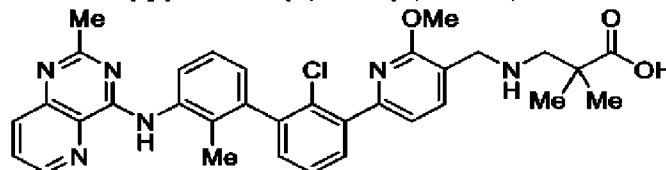
20 **Example 69: (*S*)-*N*-(2'-chloro-3'-(6-methoxy-5-(((tetrahydrofuran-3-yl)amino)methyl)pyridin-2-yl)-2-methyl-[1,1'-biphenyl]-3-yl)-2-methylpyrido[3,2-*d*]pyrimidin-4-amine**



25 [0215] The compound was prepared from 6-(2-chloro-2'-methyl-3'-((2-methylpyrido[3,2-*d*]pyrimidin-4-yl)amino)-[1,1'-biphenyl]-3-yl)-2-methoxynicotinaldehyde and (*S*)-tetrahydrofuran-3-amine using a procedure similar to step e in **Example 1**. The product was

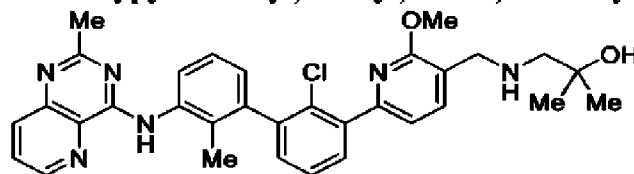
purified by preparative HPLC to give the desired product (*S*)-*N*-(2'-chloro-3'-(6-methoxy-5-(((tetrahydrofuran-3-yl)amino)methyl)pyridin-2-yl)-2-methyl-[1,1'-biphenyl]-3-yl)-2-methylpyrido[3,2-*d*]pyrimidin-4-amine. ¹H NMR (400 MHz, CDCl₃) δ 9.24 (s, 1H), 8.73 (dd, *J* = 4.3, 1.5 Hz, 1H), 8.58 (dd, *J* = 8.2, 1.3 Hz, 1H), 8.11 (dd, *J* = 8.5, 1.5 Hz, 1H), 7.73 – 7.59 (m, 3H), 7.41 (dd, *J* = 7.8 Hz, 2H), 7.33 – 7.24 (m, 2H), 7.06 (dd, *J* = 7.8, 1.3 Hz, 1H), 4.04 (s, 3H), 3.98 (m, 1H), 3.90 – 3.78 (m, 4H), 3.71 (dd, *J* = 9.6, 3.6 Hz 1H), 3.55 – 3.45 (m, 1H), 2.73 (s, 3H), 2.27 (s, 3H), 2.22 – 2.09 (m, 1H), 1.90 – 1.80 (m, 1H). MS: (ES) *m/z* calculated for C₃₂H₃₂ClN₆O₂ [M + H]⁺ 567.2, found 567.5.

Example 70: 3-(((6-(2-chloro-2'-methyl-3'-((2-methylpyrido[3,2-*d*]pyrimidin-4-yl)amino)-[1,1'-biphenyl]-3-yl)-2-methoxy)pyridin-3-yl)methyl)amino)-2,2-dimethylpropanoic acid



[0216] The compound was prepared from 6-(2-chloro-2'-methyl-3'-((2-methylpyrido[3,2-*d*]pyrimidin-4-yl)amino)-[1,1'-biphenyl]-3-yl)-2-methoxynicotinaldehyde and 3-amino-2,2-dimethylpropanoic acid using a procedure similar to step e in **Example 1**. The product was purified by preparative HPLC to give the desired product 3-(((6-(2-chloro-2'-methyl-3'-((2-methylpyrido[3,2-*d*]pyrimidin-4-yl)amino)-[1,1'-biphenyl]-3-yl)-2-methoxy)pyridin-3-yl)methyl)amino)-2,2-dimethylpropanoic acid. ¹H NMR (400 MHz, CDCl₃) δ 9.23 (s, 1H), 8.73 (dd, *J* = 4.1, 1.5 Hz, 1H), 8.58 (d, *J* = 8.3 Hz, 1H), 8.10 (dd, *J* = 8.4, 1.5 Hz, 1H), 7.73 – 7.60 (m, 3H), 7.46 – 7.36 (m, 2H), 7.32 – 7.28 (m, 2H), 7.06 (d, *J* = 7.6 Hz, 1H), 4.10 (s, 3H), 4.00 (s, 2H), 2.75 (s, 2H), 2.73 (s, 3H), 2.26 (s, 3H), 2.06 (s, 1H), 1.23 (s, 6H). MS: (ES) *m/z* calculated for C₃₃H₃₄ClN₆O₃ [M + H]⁺ 597.2, found 597.5.

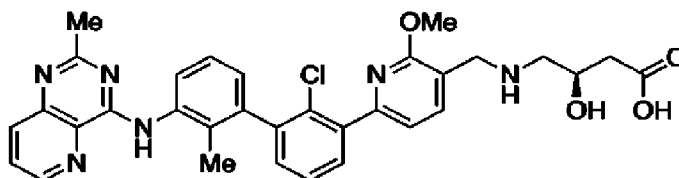
Example 71: 1-(((6-(2-chloro-2'-methyl-3'-((2-methylpyrido[3,2-*d*]pyrimidin-4-yl)amino)-[1,1'-biphenyl]-3-yl)-2-methoxy)pyridin-3-yl)methyl)amino)-2-methylpropan-2-ol



25

[0217] The compound was prepared from 6-(2-chloro-2'-methyl-3'-((2-methylpyrido[3,2-*d*]pyrimidin-4-yl)amino)-[1,1'-biphenyl]-3-yl)-2-methoxynicotinaldehyde and 1-amino-2-methylpropan-2-ol using a procedure similar to step e in **Example 1**. The product was purified by preparative HPLC to give the desired product 1-(((6-(2-chloro-2'-methyl-3'-((2-methylpyrido[3,2-*d*]pyrimidin-4-yl)amino)-[1,1'-biphenyl]-3-yl)-2-methoxy)pyridin-3-yl)methyl)amino)-2-methylpropan-2-ol. ¹H NMR (400 MHz, CD₃OD) δ 9.05 (dd, *J* = 4.3, 1.4 Hz, 1H), 8.17 (dd, *J* = 8.6, 1.4 Hz, 1H), 8.06 (dd, *J* = 8.6, 4.4 Hz, 1H), 7.90 (d, *J* = 7.6 Hz, 1H), 7.66 (dd, *J* = 7.6, 1.4 Hz, 1H), 7.60 (d, *J* = 8.6 Hz, 1H), 7.53 (dd, *J* = 7.6 Hz, 1H), 7.46 – 7.38 (m, 2H), 7.37 (d, *J* = 7.6 Hz, 1H), 7.28 (dd, *J* = 7.6, 1.4 Hz, 1H), 4.34 (s, 2H), 4.09 (s, 3H), 3.03 (s, 2H), 2.66 (s, 3H), 2.12 (s, 3H), 1.31 (s, 6H). MS: (ES) *m/z* calculated for C₃₂H₃₄ClN₆O₂ [M + H]⁺ 569.2, found 569.5.

Example 72: (*R*)-4-(((6-(2-chloro-2'-methyl-3'-((2-methylpyrido[3,2-*d*]pyrimidin-4-yl)amino)-[1,1'-biphenyl]-3-yl)-2-methoxy)pyridin-3-yl)methyl)amino)-3-hydroxybutanoic acid

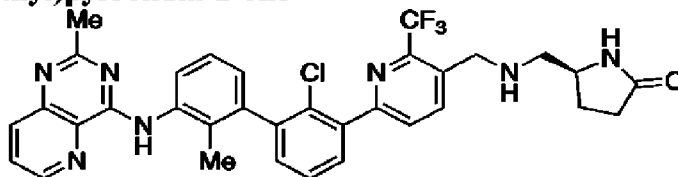


15

[0218] The compound was prepared from 6-(2-chloro-2'-methyl-3'-((2-methylpyrido[3,2-*d*]pyrimidin-4-yl)amino)-[1,1'-biphenyl]-3-yl)-2-methoxynicotinaldehyde and (*R*)-4-amino-3-hydroxybutanoic acid using a procedure similar to step e in **Example 1**. The crude product was purified by preparative HPLC to give (*R*)-4-(((6-(2-chloro-2'-methyl-3'-((2-methylpyrido[3,2-*d*]pyrimidin-4-yl)amino)-[1,1'-biphenyl]-3-yl)-2-methoxy)pyridin-3-yl)methyl)amino)-3-hydroxybutanoic acid. ¹H NMR (400 MHz, CD₃OD) δ 9.03 (dd, *J* = 4.4, 1.4 Hz, 1H), 8.15 (dd, *J* = 8.6, 1.4 Hz, 1H), 8.03 (dd, *J* = 8.6, 4.3 Hz, 1H), 7.88 (d, *J* = 7.5 Hz, 1H), 7.64 (ddd, *J* = 7.7, 1.9, 1.9 Hz, 2H), 7.53 (dd, *J* = 7.6, 7.6 Hz, 1H), 7.48 – 7.38 (m, 2H), 7.35 (d, *J* = 7.5 Hz, 1H), 7.25 (d, *J* = 7.6 Hz, 1H), 4.37 – 4.31 (m, 3H), 4.09 (s, 3H), 3.30 – 3.26 (m, 1H), 3.07 (dd, *J* = 12.7, 9.8 Hz, 1H), 2.65 (s, 3H), 2.57 (d, *J* = 6.3 Hz, 2H), 2.12 (s, 3H). MS: (ES) *m/z* calculated for C₃₂H₃₂ClN₆O₄ [M+H]⁺ 599.2, found 599.4.

25

Example 73: (*S*)-5-((((6-(2-chloro-2'-methyl-3'-((2-methylpyrido[3,2-*d*]pyrimidin-4-yl)amino)-[1,1'-biphenyl]-3-yl)-2-(trifluoromethyl)pyridin-3-yl)methyl)amino)methyl)pyrrolidin-2-one



5

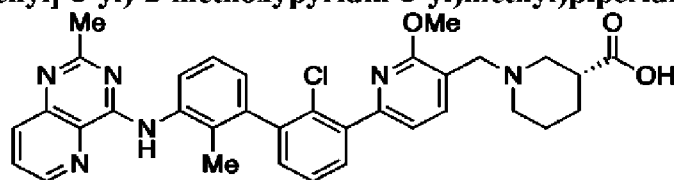
[0219] The compound was prepared from 6-(2-chloro-2'-methyl-3'-((2-methylpyrido[3,2-*d*]pyrimidin-4-yl)amino)-[1,1'-biphenyl]-3-yl)-2-(trifluoromethyl)nicotinaldehyde and (*S*)-5-

10

(aminomethyl)pyrrolidin-2-one using a procedure similar to step e in **Example 1**. The crude product was purified by preparative HPLC to give (*S*)-5-((((6-(2-chloro-2'-methyl-3'-((2-methylpyrido[3,2-*d*]pyrimidin-4-yl)amino)-[1,1'-biphenyl]-3-yl)-2-(trifluoromethyl)pyridin-3-yl)methyl)amino)methyl)pyrrolidin-2-one. ¹H NMR (400 MHz, CD₃OD) δ 8.83 (dd, *J* = 4.3, 1.5 Hz, 1H), 8.30 (d, *J* = 8.2 Hz, 1H), 8.06 (ddd, *J* = 9.5, 8.3, 1.4 Hz, 2H), 7.94 (d, *J* = 8.2 Hz, 1H), 7.82 (dd, *J* = 8.5, 4.3 Hz, 1H), 7.61 (dd, *J* = 7.7, 1.8 Hz, 1H), 7.53 (dd, *J* = 7.6, 7.6 Hz, 1H), 7.44 (dd, *J* = 7.5, 1.8 Hz, 1H), 7.39 (dd, *J* = 7.9, 7.9 Hz, 1H), 7.14 (dd, *J* = 7.7, 1.3 Hz, 1H), 4.06 (s, 2H), 3.88 – 3.79 (m, 1H), 2.83 – 2.62 (m, 2H), 2.58 (s, 3H), 2.42 – 2.21 (m, 3H), 2.17 (s, 3H), 1.91 – 1.80 (m, 1H). MS: (ES) *m/z* calculated for C₃₃H₃₀ClF₃N₇O [M+H]⁺ 632.2, found 632.5.

15

Example 74: (*R*)-1-((((6-(2-chloro-2'-methyl-3'-((2-methylpyrido[3,2-*d*]pyrimidin-4-yl)amino)-[1,1'-biphenyl]-3-yl)-2-methoxypyridin-3-yl)methyl)piperidine-3-carboxylic acid



20

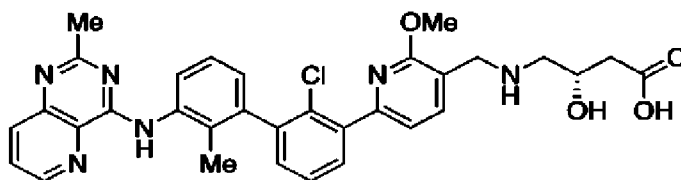
[0220] The compound was prepared from 6-(2-chloro-2'-methyl-3'-((2-methylpyrido[3,2-*d*]pyrimidin-4-yl)amino)-[1,1'-biphenyl]-3-yl)-2-methoxynicotinaldehyde and (*R*)-piperidine-3-

25

carboxylic acid using a procedure similar to step e in **Example 1**. The crude product was purified by preparative HPLC to give (*R*)-1-((((6-(2-chloro-2'-methyl-3'-((2-methylpyrido[3,2-*d*]pyrimidin-4-yl)amino)-[1,1'-biphenyl]-3-yl)-2-methoxypyridin-3-yl)methyl)piperidine-3-carboxylic acid. ¹H NMR (400 MHz, CD₃OD) δ 8.83 (dd, *J* = 4.2, 1.5 Hz, 1H), 8.07 (dd, *J* = 8.5, 1.5 Hz, 1H), 8.04 (d, *J* = 8.0 Hz, 1H), 7.87 (d, *J* = 7.5 Hz, 1H), 7.82 (dd, *J* = 8.5, 4.3 Hz, 1H),

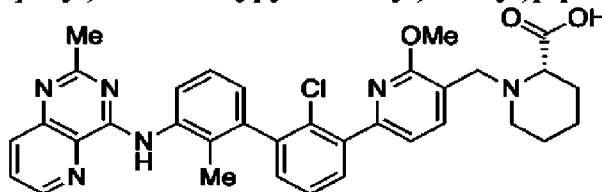
7.66 (dd, $J = 7.6, 1.6$ Hz), 7.51 (dd, $J = 7.6, 7.6$ Hz, 1H), 7.43 – 7.33 (m, 3H), 7.12 (dd, $J = 7.5, 1.3$ Hz, 1H), 4.25 (t, $J = 13.7$ Hz, 2H), 4.10 (s, 3H), 3.30 – 3.24 (m, 1H), 3.17 – 3.04 (m, 3H), 2.70 (bs, 1H), 2.58 (s, 3H), 2.16 (s, 3H), 2.08 – 1.74 (m, 3H), 1.28 (t, $J = 7.3$ Hz, 1H). MS: (ES) m/z calculated for $C_{34}H_{34}ClN_6O_3$ $[M+H]^+$ 609.2, found 609.6.

- 5 **Example 75:** (*S*)-4-(((6-(2-chloro-2'-methyl-3'-((2-methylpyrido[3,2-*d*]pyrimidin-4-yl)amino)-[1,1'-biphenyl]-3-yl)-2-methoxypyridin-3-yl)methyl)amino)-3-hydroxybutanoic acid



- 10 **[0221]** The compound was prepared from 6-(2-chloro-2'-methyl-3'-((2-methylpyrido[3,2-*d*]pyrimidin-4-yl)amino)-[1,1'-biphenyl]-3-yl)-2-methoxynicotinaldehyde and (*S*)-4-amino-3-hydroxybutanoic acid using a procedure similar to step e in **Example 1**. The crude product was purified by preparative HPLC to give (*S*)-4-(((6-(2-chloro-2'-methyl-3'-((2-methylpyrido[3,2-*d*]pyrimidin-4-yl)amino)-[1,1'-biphenyl]-3-yl)-2-methoxypyridin-3-yl)methyl)amino)-3-hydroxybutanoic acid. 1H NMR (400 MHz, CD_3OD) δ 8.74 (dd, $J = 16.8, 4.4$ Hz, 1H), 8.11 – 7.94 (m, 2H), 7.82 – 7.66 (m, 2H), 7.54 (dt, $J = 7.7, 2.3$ Hz, 1H), 7.38 (ddd, $J = 7.6, 7.6, 1.6$ Hz, 1H), 7.35 – 7.24 (m, 2H), 7.12 (dd, $J = 7.6, 1.5$ Hz, 1H), 7.03 (dd, $J = 7.6, 3.0$ Hz, 1H), 4.62 (bs, 2H), 4.30 (bs, 1H), 3.96 (s, 3H), 4.08 – 3.72 (m, 2H), 3.34 (s, 3H), 2.82 (m, 1H), 2.53 (s, 3H), 2.52 – 2.28 (m, 1H). MS: (ES) m/z calculated for $C_{32}H_{32}ClN_6O_4$ $[M+H]^+$ 599.2, found 599.5.

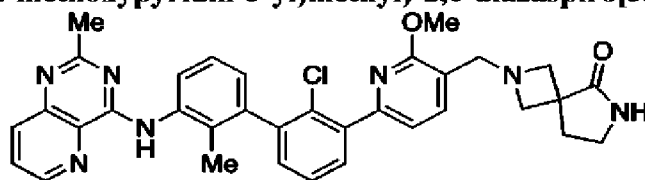
- 20 **Example 76:** (*S*)-1-(((6-(2-chloro-2'-methyl-3'-((2-methylpyrido[3,2-*d*]pyrimidin-4-yl)amino)-[1,1'-biphenyl]-3-yl)-2-methoxypyridin-3-yl)methyl)piperidine-2-carboxylic acid



- 25 **[0222]** The compound was prepared from 6-(2-chloro-2'-methyl-3'-((2-methylpyrido[3,2-*d*]pyrimidin-4-yl)amino)-[1,1'-biphenyl]-3-yl)-2-methoxynicotinaldehyde and (*S*)-piperidine-2-carboxylic acid using a procedure similar to step e in **Example 1**. The crude product was purified by preparative HPLC to give (*S*)-1-(((6-(2-chloro-2'-methyl-3'-((2-methylpyrido[3,2-

d]pyrimidin-4-yl)amino)-[1,1'-biphenyl]-3-yl)-2-methoxypyridin-3-yl)methyl)piperidine-2-carboxylic acid. ¹H NMR (400 MHz, CD₃OD) δ 8.82 (dd, *J* = 4.3, 1.5 Hz, 1H), 8.06 (dd, *J* = 8.8, 1.6 Hz, 1H), 8.04 (d, *J* = 8.0 Hz, 1H), 7.97 (d, *J* = 7.6 Hz, 1H), 7.81 (dd, *J* = 8.5, 4.2 Hz, 1H), 7.63 (dd, *J* = 7.7, 1.7 Hz, 1H), 7.49 (dd, *J* = 7.6, 7.6 Hz, 1H), 7.43 – 7.33 (m, 3H), 7.11 (d, *J* = 7.6 Hz, 1H), 4.51 – 4.15 (m, 2H), 4.04 (s, 3H), 3.48 – 3.33 (m, 2H), 2.88 (bs, 1H), 2.58 (s, 3H), 2.25 – 2.16 (m, 1 H), 2.15 (s, 3H), 1.93 – 1.63 (m, 4H), 1.58 – 1.45 (m, 1H). MS: (ES) *m/z* calculated for C₃₄H₃₄ClN₆O₃ [M+H]⁺ 609.2, found 609.6.

Example 77: 2-((6-(2-chloro-2'-methyl-3'-((2-methylpyrido[3,2-*d*]pyrimidin-4-yl)amino)-[1,1'-biphenyl]-3-yl)-2-methoxypyridin-3-yl)methyl)-2,6-diazaspiro[3.4]octan-5-one

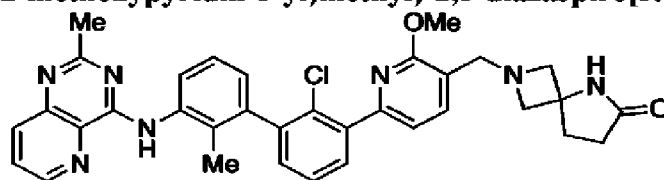


10

[0223] The compound was prepared from 6-(2-chloro-2'-methyl-3'-((2-methylpyrido[3,2-*d*]pyrimidin-4-yl)amino)-[1,1'-biphenyl]-3-yl)-2-methoxynicotinaldehyde and (2,6-diazaspiro[3.4]octan-5-one using a procedure similar to step e in **Example 1**. The crude product was purified by preparative HPLC to give 2-((6-(2-chloro-2'-methyl-3'-((2-methylpyrido[3,2-*d*]pyrimidin-4-yl)amino)-[1,1'-biphenyl]-3-yl)-2-methoxypyridin-3-yl)methyl)-2,6-diazaspiro[3.4]octan-5-one. ¹H NMR (400 MHz, CD₃OD) δ 8.82 (dd, *J* = 4.3, 1.5 Hz, 1H), 8.05 (ddd, *J* = 7.9, 6.5, 1.4 Hz, 2H), 7.81 (dd, *J* = 8.4, 4.3 Hz, 1H), 7.68 (d, *J* = 7.5 Hz, 1H), 7.59 (dd, *J* = 7.7, 1.7 Hz, 1H), 7.47 (dd, *J* = 7.6, 7.6 Hz, 1H), 7.43 – 7.31 (m, 2H), 7.22 (d, *J* = 7.5 Hz, 1H), 7.11 (dd, *J* = 7.6, 1.3 Hz, 1H), 3.99 (s, 3H), 3.73 (s, 2H), 3.53 (d, *J* = 8.8 Hz, 2H), 3.40 (d, *J* = 8.4 Hz, 2H), 3.34 (s, 2H), 2.58 (s, 3H), 2.49 (t, *J* = 6.8 Hz, 2H), 2.15 (s, 3H). MS: (ES) *m/z* calculated for C₃₄H₃₃ClN₇O₂ [M+H]⁺ 606.2, found 606.5.

20

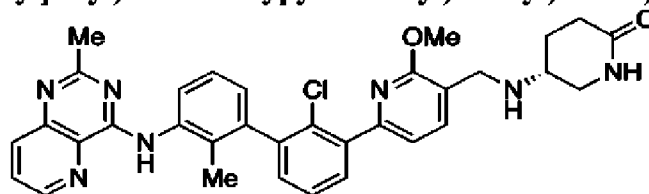
Example 78: 2-((6-(2-chloro-2'-methyl-3'-((2-methylpyrido[3,2-*d*]pyrimidin-4-yl)amino)-[1,1'-biphenyl]-3-yl)-2-methoxypyridin-3-yl)methyl)-2,5-diazaspiro[3.4]octan-6-one



25

[0224] The compound was prepared from 6-(2-chloro-2'-methyl-3'-((2-methylpyrido[3,2-*d*]pyrimidin-4-yl)amino)-[1,1'-biphenyl]-3-yl)-2-methoxynicotinaldehyde and 2,5-diazaspiro[3.4]octan-6-one using a procedure similar to step e in **Example 1**. The crude product was purified by preparative HPLC to give 2-(((6-(2-chloro-2'-methyl-3'-((2-methylpyrido[3,2-*d*]pyrimidin-4-yl)amino)-[1,1'-biphenyl]-3-yl)-2-methoxypyridin-3-yl)methyl)-2,5-diazaspiro[3.4]octan-6-one. ¹H NMR (400 MHz, CD₃OD) δ 9.06 (dd, *J* = 4.3, 1.4 Hz, 1H), 8.17 (dd, *J* = 8.6, 1.5 Hz, 1H), 8.06 (dd, *J* = 8.6, 4.4 Hz, 1H), 7.92 (dd, *J* = 7.3, 7.3 Hz, 1H), 7.64 (dd, *J* = 7.7, 1.9 Hz, 1H), 7.58 (d, *J* = 7.7 Hz, 1H), 7.53 (dd, *J* = 6.8 Hz, 1H), 7.48 – 7.37 (m, 2H), 7.37 (dd, *J* = 7.6, 2.0 Hz, 1H), 7.28 (d, *J* = 7.7 Hz, 1H), 4.66 – 4.44 (m, 3H), 4.39 – 4.23 (m, 3H), 4.09 (s, 3H), 3.37 – 3.32 (m, 2H), 2.66 (s, 3H), 2.54 (t, *J* = 6.8 Hz, 2H), 2.11 (s, 3H). MS: (ES) *m/z* calculated for C₃₄H₃₃ClN₇O₂ [M+H]⁺ 606.2, found 606.5.

Example 79: (*R*)-5-(((6-(2-chloro-2'-methyl-3'-((2-methylpyrido[3,2-*d*]pyrimidin-4-yl)amino)-[1,1'-biphenyl]-3-yl)-2-methoxypyridin-3-yl)methyl)amino)piperidin-2-one



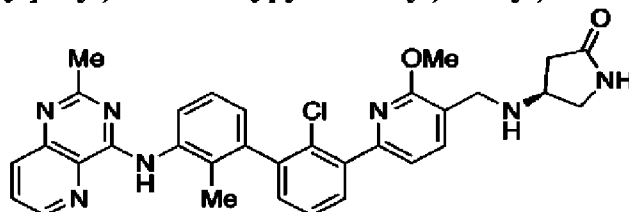
15

[0225] The compound was prepared from 6-(2-chloro-2'-methyl-3'-((2-methylpyrido[3,2-*d*]pyrimidin-4-yl)amino)-[1,1'-biphenyl]-3-yl)-2-methoxynicotinaldehyde and (*R*)-5-aminopiperidin-2-one using a procedure similar to step e in **Example 1**. The crude product was purified by preparative HPLC to give (*R*)-5-(((6-(2-chloro-2'-methyl-3'-((2-methylpyrido[3,2-*d*]pyrimidin-4-yl)amino)-[1,1'-biphenyl]-3-yl)-2-methoxypyridin-3-yl)methyl)amino)piperidin-2-one. ¹H NMR (400 MHz, CD₃OD) δ 9.05 (dd, *J* = 4.4, 1.4 Hz, 1H), 8.17 (dd, *J* = 8.6, 1.5 Hz, 1H), 8.05 (dd, *J* = 8.6, 4.3 Hz, 1H), 7.95 (d, *J* = 7.6 Hz, 1H), 7.64 (dd, *J* = 7.7, 1.8 Hz, 1H), 7.61 (d, *J* = 7.9 Hz, 1H), 7.53 (dd, *J* = 7.7, 7.7 Hz, 1H), 7.47 – 7.39 (m, 2H), 7.37 (d, *J* = 7.5 Hz, 1H), 7.28 (d, *J* = 8.8 Hz, 1H), 4.40 (d, *J* = 12.8 Hz, 1H), 4.35 (d, *J* = 13.2 Hz, 1H), 4.10 (s, 3H), 3.81 – 3.73 (m, 2H), 3.53 – 3.46 (m, 1H), 2.66 (s, 3H), 2.52 (d, *J* = 6.4 Hz, 1H), 2.50 (d, *J* = 6.0 Hz, 1H), 2.43 – 2.35 (bs, 1H), 2.16 – 2.06 (m, 1H), 2.12 (s, 3H). MS: (ES) *m/z* calculated for C₃₃H₃₃ClN₇O₂ [M+H]⁺ 594.2, found 594.5.

20

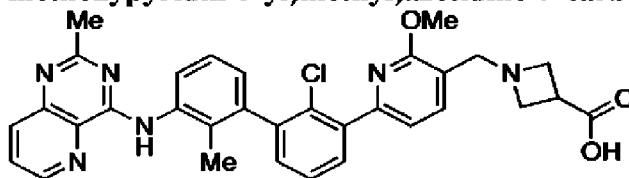
25

Example 80: (*S*)-4-(((6-(2-chloro-2'-methyl-3'-((2-methylpyrido[3,2-*d*]pyrimidin-4-yl)amino)-[1,1'-biphenyl]-3-yl)-2-methoxypyridin-3-yl)methyl)amino)pyrrolidin-2-one



5 [0226] The compound was prepared from 6-(2-chloro-2'-methyl-3'-((2-methylpyrido[3,2-*d*]pyrimidin-4-yl)amino)-[1,1'-biphenyl]-3-yl)-2-methoxynicotinaldehyde and (*S*)-4-aminopyrrolidin-2-one using a procedure similar to step e in **Example 1**. The crude product was purified by preparative HPLC to give (*S*)-4-(((6-(2-chloro-2'-methyl-3'-((2-methylpyrido[3,2-*d*]pyrimidin-4-yl)amino)-[1,1'-biphenyl]-3-yl)-2-methoxypyridin-3-yl)methyl)amino)pyrrolidin-2-one. ¹H NMR (400 MHz, CD₃OD) δ 9.06 (dd, *J* = 4.3, 1.4 Hz, 1H), 8.18 (dd, *J* = 8.6, 1.5 Hz, 1H), 8.06 (dd, *J* = 8.6, 4.4 Hz, 1H), 7.94 (d, *J* = 7.6 Hz, 1H), 7.64 (dd, *J* = 7.7, 1.7 Hz, 1H), 7.58 (dd, *J* = 8.0, 1.2 Hz, 1H), 7.53 (dd, *J* = 7.6, 7.6 Hz, 1H), 7.48 – 7.39 (m, 2H), 7.37 (d, *J* = 7.5 Hz, 1H), 7.28 (dd, *J* = 7.7, 1.3 Hz, 1H), 4.33 (s, 2H), 4.24 (dq, *J* = 8.4, 4.2 Hz, 1H), 4.10 (s, 3H), 3.88 (dd, *J* = 11.6, 7.6 Hz, 1H), 3.61 (dd, *J* = 11.6, 4.0 Hz, 1H), 2.91 (dd, *J* = 17.7, 8.8 Hz, 1H), 2.66 (s, 3H), 2.59 (dd, *J* = 17.7, 4.7 Hz, 1H), 2.12 (s, 3H). MS: (ES) *m/z* calculated for C₃₂H₃₁ClN₇O₂ [M+H]⁺ 580.2, found 580.5.

Example 81: 1-(((6-(2-chloro-2'-methyl-3'-((2-methylpyrido[3,2-*d*]pyrimidin-4-yl)amino)-[1,1'-biphenyl]-3-yl)-2-methoxypyridin-3-yl)methyl)azetidine-3-carboxylic acid

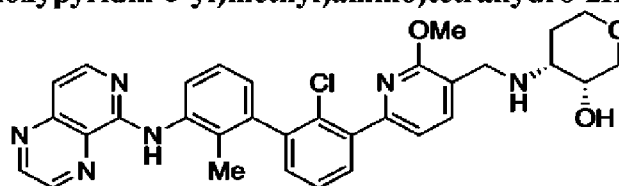


20 [0227] The compound was prepared from 6-(2-chloro-2'-methyl-3'-((2-methylpyrido[3,2-*d*]pyrimidin-4-yl)amino)-[1,1'-biphenyl]-3-yl)-2-methoxynicotinaldehyde and azetidine-3-carboxylic acid using a procedure similar to step e in **Example 1**. The crude product was purified by preparative HPLC to give 1-(((6-(2-chloro-2'-methyl-3'-((2-methylpyrido[3,2-*d*]pyrimidin-4-yl)amino)-[1,1'-biphenyl]-3-yl)-2-methoxypyridin-3-yl)methyl)azetidine-3-carboxylic acid. ¹H NMR (400 MHz, CD₃OD) δ 9.05 (dd, *J* = 4.4, 1.4 Hz, 1H), 8.19 (dd, *J* = 8.6,

1.4 Hz, 1H), 8.05 (dd, $J = 8.6, 4.4$ Hz, 1H), 7.89 (d, $J = 7.5$ Hz, 1H), 7.64 (dd, $J = 7.8, 1.7$ Hz, 1H), 7.59 (dd, $J = 8.0, 1.3$ Hz, 1H), 7.53 (ddd, $J = 7.6, 7.6, 3.4$ Hz, 1H), 7.44 (d, $J = 8.1$ Hz, 1H), 7.40 (ddd, $J = 7.6, 2.9, 1.6$ Hz, 1H), 7.36 (d, $J = 7.6$ Hz, 1H), 7.28 (d, $J = 7.7$ Hz, 1H), 4.60 – 4.30 (m, 4H), 4.08 (s, 3H), 3.74 (p, $J = 8.6$ Hz, 1H), 2.92 (s, 2H), 2.66 (s, 3H), 2.11 (s, 3H). MS:

5 (ES) m/z calculated for $C_{32}H_{29}ClN_6O_3$ $[M+H]^+$ 581.2, found 581.5.

Example 82: (3*R*,4*R*)-4-(((6-(2-chloro-2'-methyl-3'-(pyrido[3,4-*b*]pyrazin-5-ylamino)-[1,1'-biphenyl]-3-yl)-2-methoxypyridin-3-yl)methyl)amino)tetrahydro-2*H*-pyran-3-ol

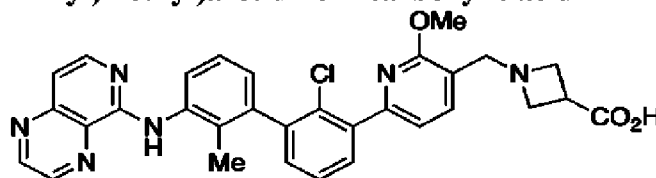


10 [0228] The compound was prepared from 6-(2-chloro-2'-methyl-3'-(pyrido[3,4-*b*]pyrazin-5-ylamino)-[1,1'-biphenyl]-3-yl)-2-methoxynicotinaldehyde and (3*R*,4*R*)-4-aminotetrahydro-2*H*-pyran-3-ol using a procedure similar to step e in **Example 1**. The crude product was purified by preparative HPLC to give (3*R*,4*R*)-4-(((6-(2-chloro-2'-methyl-3'-(pyrido[3,4-*b*]pyrazin-5-

15 ¹H NMR (400 MHz, DMSO-*d*₆) δ 9.36 (s, 1H), 9.11 (s, 1H), 8.93 (s, 1H), 8.22 (d, $J = 5.9$ Hz, 1H), 8.14 (d, $J = 8.1$ Hz, 1H), 7.82 (d, $J = 7.5$ Hz, 1H), 7.61 (d, $J = 7.1$ Hz, 1H), 7.51 (dd, $J = 7.7, 7.7$ Hz, 1H), 7.40 – 7.29 (m, 2H), 7.29 – 7.19 (m, 2H), 7.01 (d, $J = 7.6$ Hz, 1H), 4.63 (bs, 1H), 3.90 (s, 3H), 3.79 – 3.58 (m, 4H), 3.36 – 3.25 (m, 4H), 2.67 (s, 1H), 2.09 (s, 3H), 1.65 (t, $J = 10.2$ Hz, 1H), 1.51 (d, $J = 13.2$ Hz, 1H). MS: (ES) m/z calculated for $C_{32}H_{32}ClN_6O_3$ $[M+H]^+$

20 583.2, found 583.5.

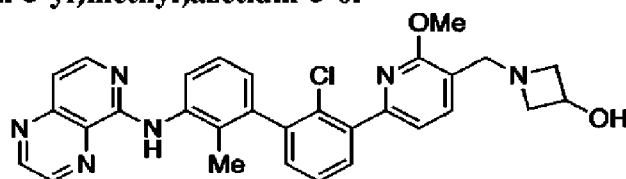
Example 83: 1-(((6-(2-chloro-2'-methyl-3'-(pyrido[3,4-*b*]pyrazin-5-ylamino)-[1,1'-biphenyl]-3-yl)-2-methoxypyridin-3-yl)methyl)azetidene-3-carboxylic acid



25 [0229] The compound was prepared from 6-(2-chloro-2'-methyl-3'-(pyrido[3,4-*b*]pyrazin-5-ylamino)-[1,1'-biphenyl]-3-yl)-2-methoxynicotinaldehyde and azetidene-3-carboxylic acid using a procedure similar to step e in **Example 1**. The crude product was purified by preparative

HPLC to give 1-((6-(2-chloro-2'-methyl-3'-(pyrido[3,4-*b*]pyrazin-5-ylamino)-[1,1'-biphenyl]-3-yl)-2-methoxypyridin-3-yl)methyl)azetidine-3-carboxylic acid. ¹H NMR (400 MHz, DMSO-*d*₆) δ 9.36 (s, 1H), 9.12 (s, 1H), 8.93 (s, 1H), 8.22 (d, *J* = 6.1 Hz, 1H), 8.13 (d, *J* = 8.0 Hz, 1H), 7.74 – 7.63 (m, 1H), 7.61 (d, *J* = 7.4 Hz, 1H), 7.51 (dd, *J* = 7.7, 7.7 Hz, 1H), 7.40 – 7.29 (m, 2H), 7.24 (dd, *J* = 8.3, 6.6 Hz, 2H), 7.08 – 6.96 (m, 1H), 3.89 (s, 3H), 3.54 (s, 2H), 3.49 – 3.15 (m, 6H), 2.08 (s, 3H). MS: (ES) *m/z* calculated for C₃₁H₂₈ClN₆O₃ [M+H]⁺ 567.2, found 567.5.

Example 84: 1-((6-(2-chloro-2'-methyl-3'-(pyrido[3,4-*b*]pyrazin-5-ylamino)-[1,1'-biphenyl]-3-yl)-2-methoxypyridin-3-yl)methyl)azetidine-3-ol



10

[0230] The compound was prepared from 6-(2-chloro-2'-methyl-3'-(pyrido[3,4-*b*]pyrazin-5-ylamino)-[1,1'-biphenyl]-3-yl)-2-methoxynicotinaldehyde and azetidine-3-ol using a procedure similar to step e in **Example 1**. The crude product was purified by preparative HPLC to give 1-

15

((6-(2-chloro-2'-methyl-3'-(pyrido[3,4-*b*]pyrazin-5-ylamino)-[1,1'-biphenyl]-3-yl)-2-methoxypyridin-3-yl)methyl)azetidine-3-ol. ¹H NMR (400 MHz, DMSO-*d*₆) δ 9.36 (s, 1H), 9.11 (d, *J* = 1.8 Hz, 1H), 8.93 (d, *J* = 1.9 Hz, 1H), 8.22 (d, *J* = 6.0 Hz, 1H), 8.17 – 8.14 (d, *J* = 8.0 Hz, 1H), 7.66 (d, *J* = 7.6 Hz, 1H), 7.61 (dd, *J* = 7.8, 1.7 Hz, 1H), 7.50 (dd, *J* = 7.7, 7.7 Hz, 1H), 7.40 – 7.30 (m, 2H), 7.26 – 7.21 (m, 2H), 7.02 (d, *J* = 7.2 Hz, 1H), 5.31 (d, *J* = 6.5 Hz, 1H), 4.20 (q, *J* = 6.2 Hz, 1H), 3.89 (s, 3H), 3.64 – 3.49 (m, 4H), 2.91 – 2.75 (m, 2H), 2.08 (s, 3H). MS: (ES)

20

m/z calculated for C₃₀H₂₈ClN₆O₂ [M+H]⁺ 539.2, found 539.4.

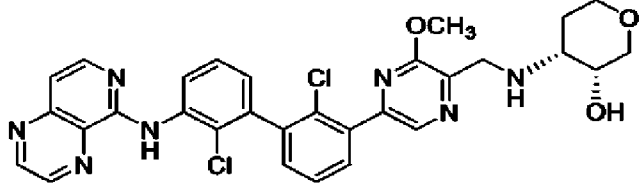
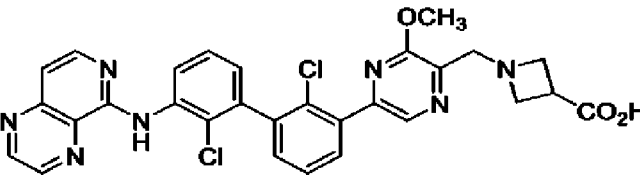
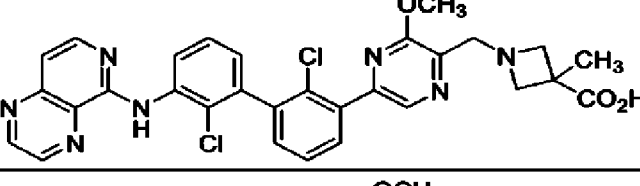
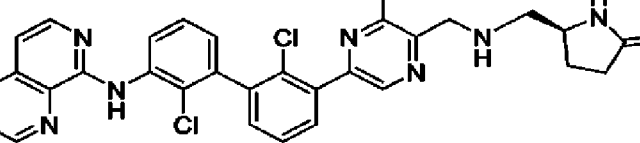
Biological Example: Enzyme-Linked Immunosorbent Assay – ELISA

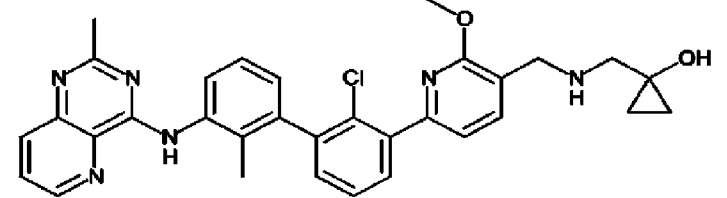
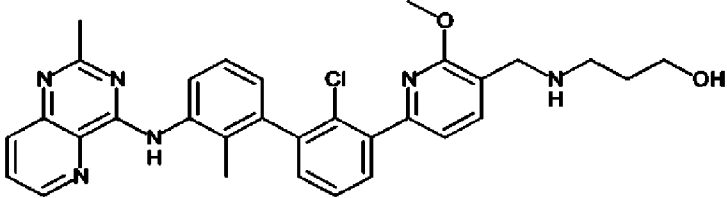
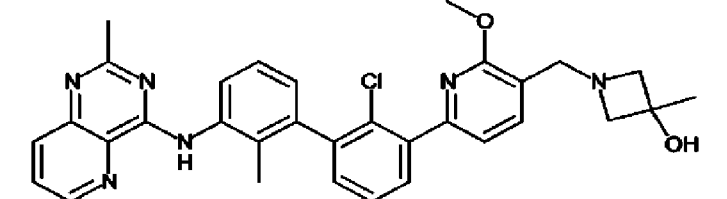
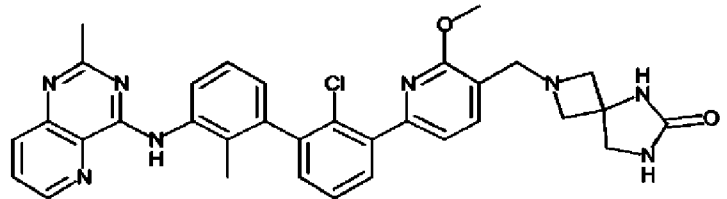
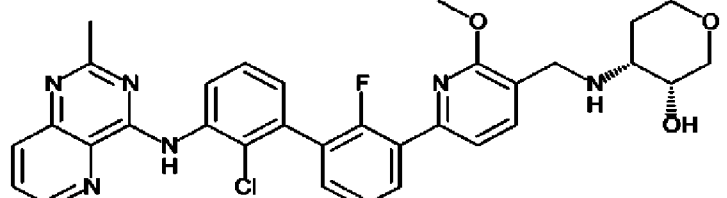
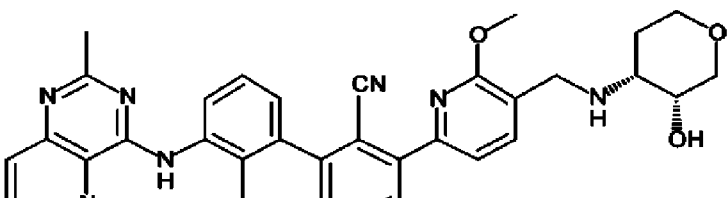
25

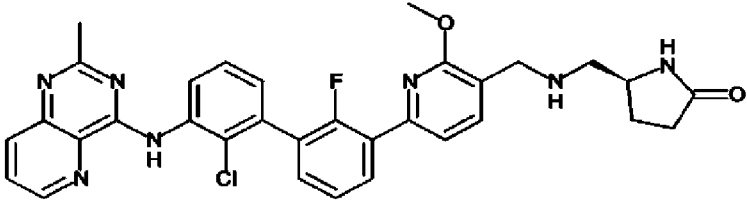
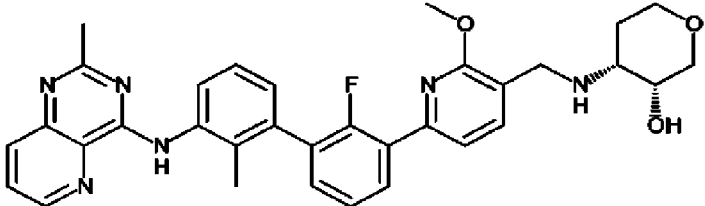
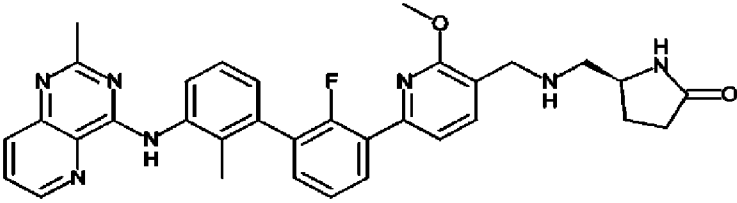
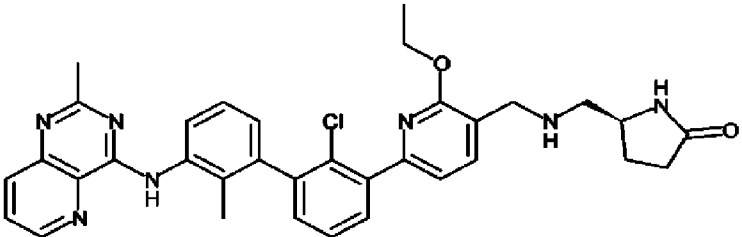
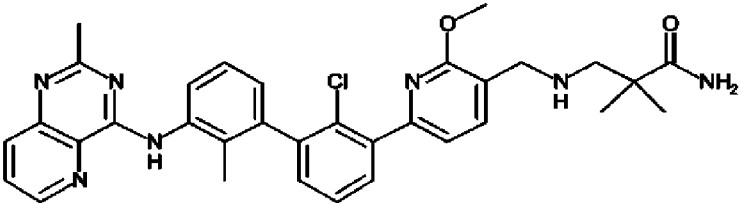
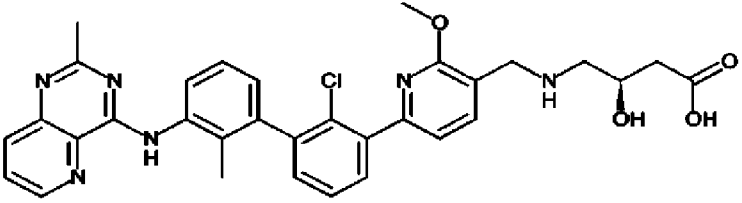
[0231] 96 Well plates were coated with 1 μg/mL of human PD-L1 (obtained from R&D) in PBS overnight at 4 °C. The wells were then blocked with 2% BSA in PBS (W/V) with 0.05 % TWEEN-20 for 1 hour at 37 °C. The plates were washed 3 times with PBS/0.05% TWEEN-20 and the compounds were serial diluted (1:5) in dilution medium and added to the ELISA plates. Human PD-1 and biotin 0.3 μg/mL (ACRO Biosystems) were added and incubated for 1 hour at 37 °C then washed 3 times with PBS/0.05% TWEEN-20. A second block was performed with

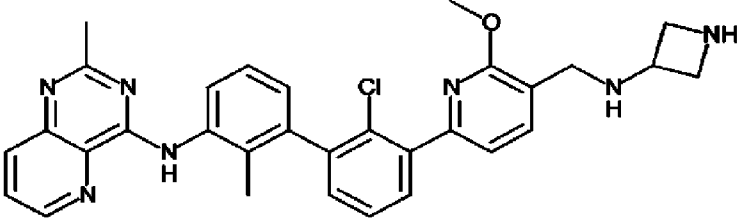
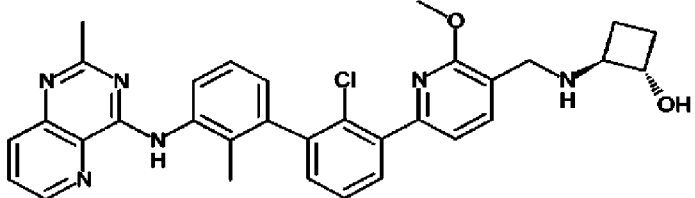
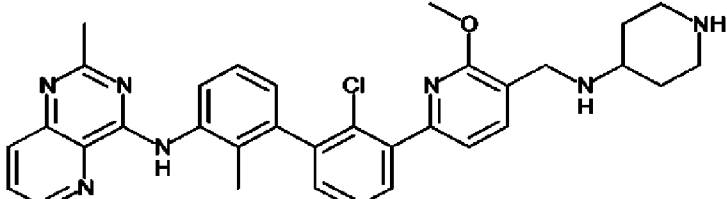
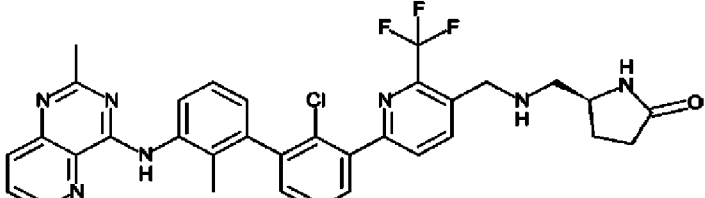
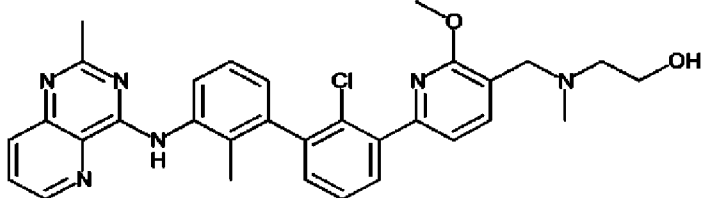
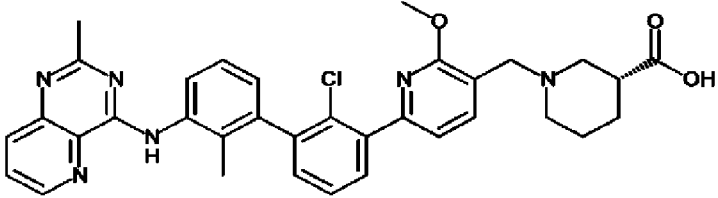
2% BSA in PBS (W/V)/0.05% TWEEN-20 for 10 min at 37 °C and the plates were washed 3 times with PBS/0.05% TWEEN-20. Streptavidin–HRP was added for 1 hour at 37 °C then the plates were washed 3 times with PBS/0.05% TWEEN-20. TMB substrate was added and reacted for 20 min at 37 °C. A stop solution (2 N aqueous H₂SO₄) was added. The absorbance was read at 450 nm using a micro-plate spectrophotometer. The results are shown in Table 1: IC₅₀ values are provided as follows: from 1000 to 10,000 nM (+); from 10 up to 1000 nM (++); less than 10 nM (+++).

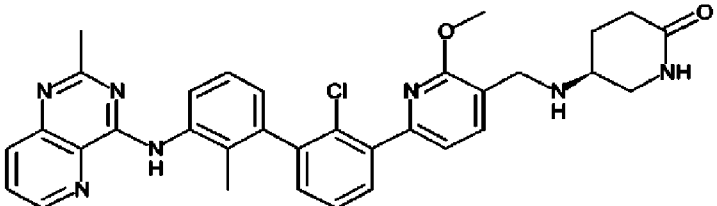
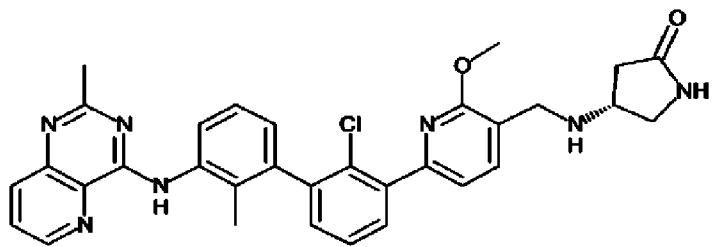
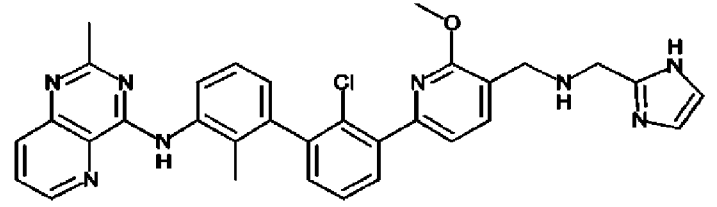
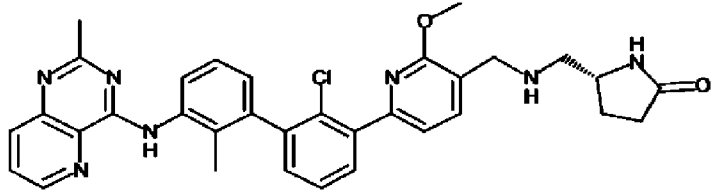
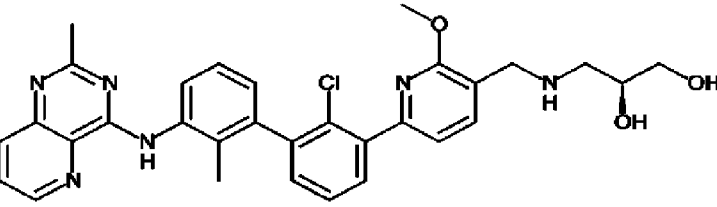
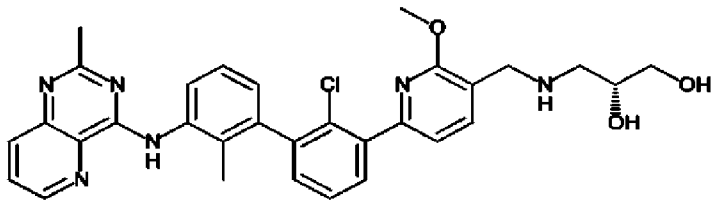
Table 1

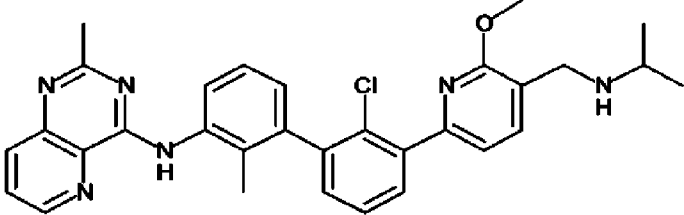
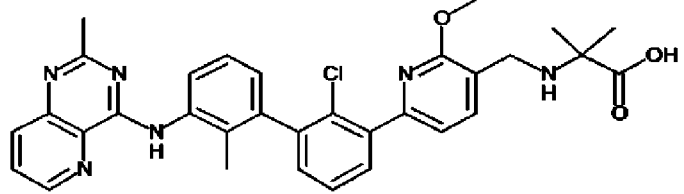
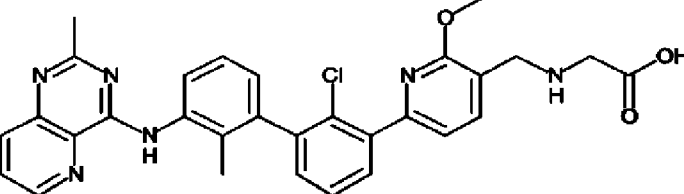
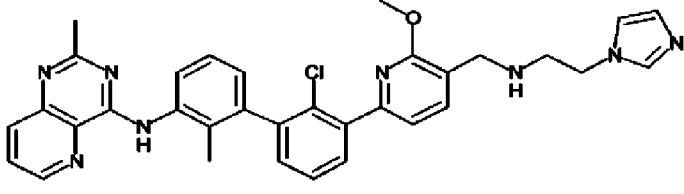
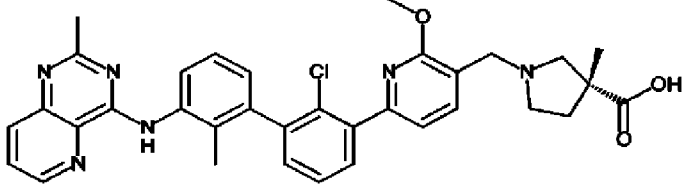
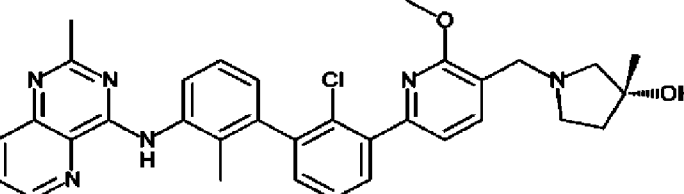
Compound	Structure	ELISA IC ₅₀ (nM)
1.001		+++
1.002		+++
1.003		+++
1.004		+++

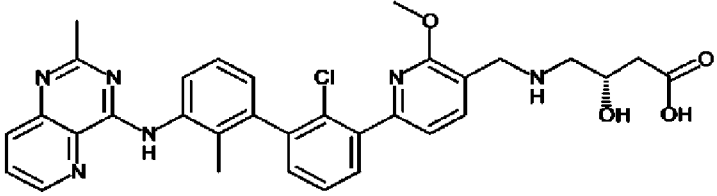
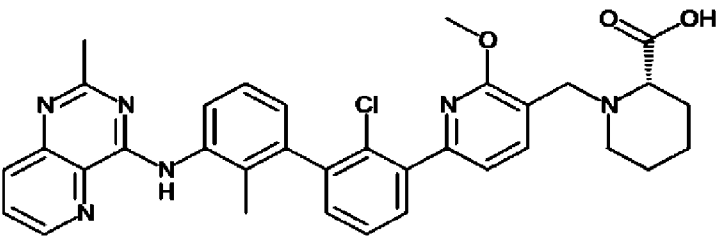
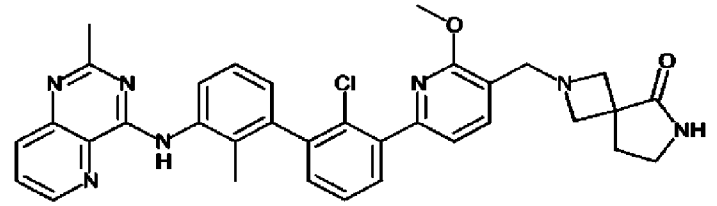
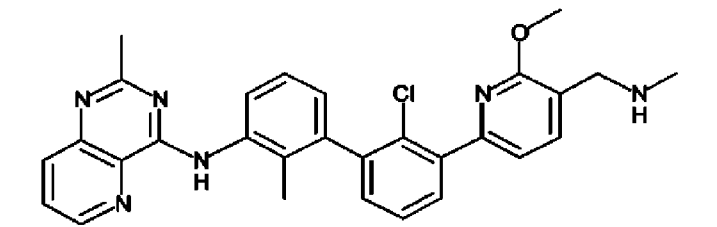
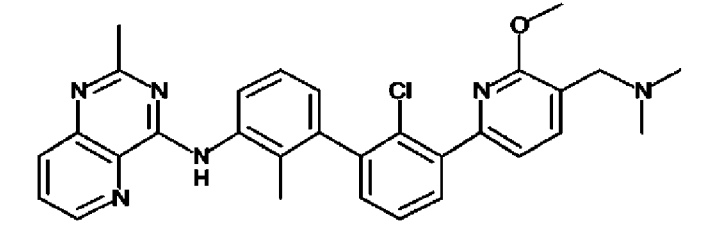
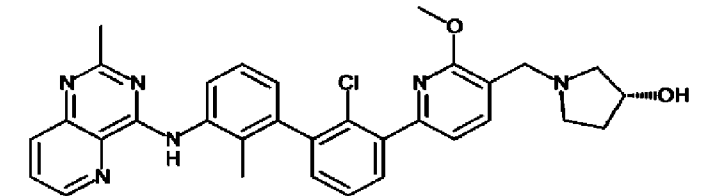
1.005		+++
1.006		+++
1.007		+++
1.008		+++
1.009		+++
1.010		+++

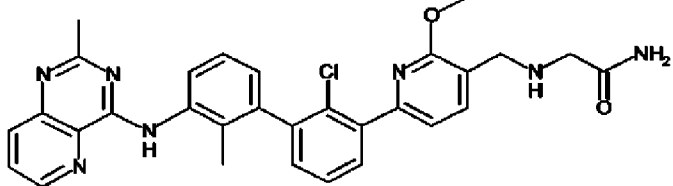
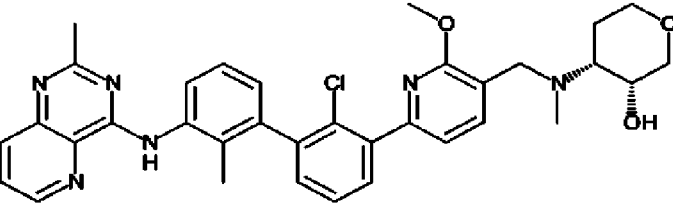
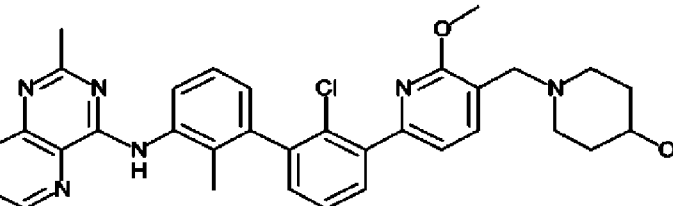
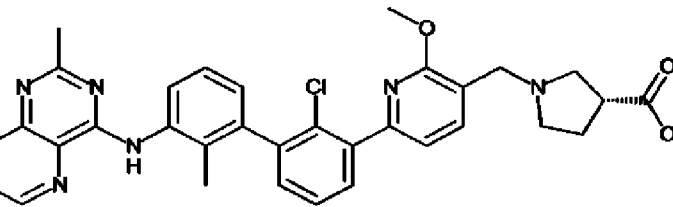
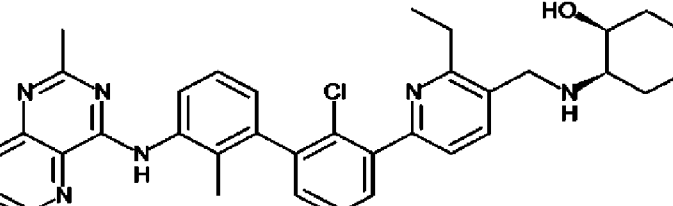
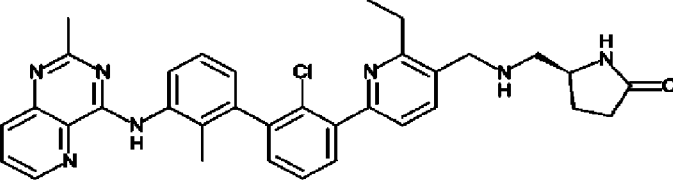
1.011		+++
1.012		+++
1.013		+++
1.014		+++
1.015		+++
1.016		+++

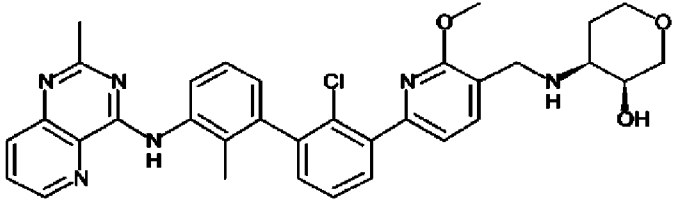
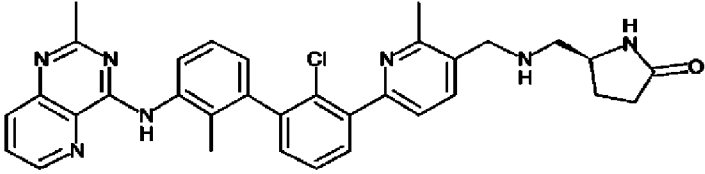
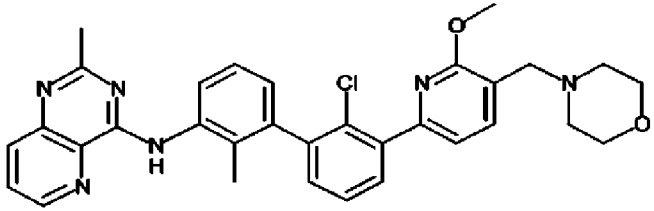
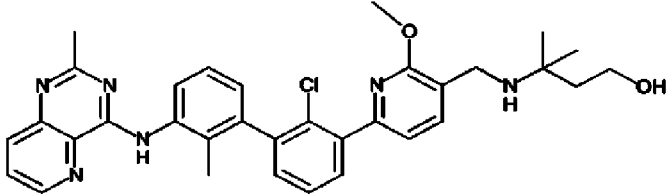
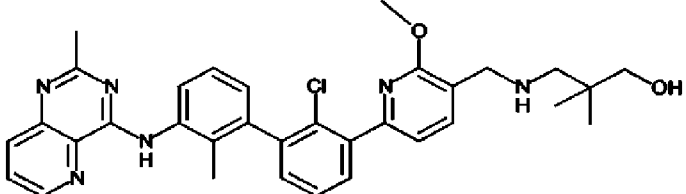
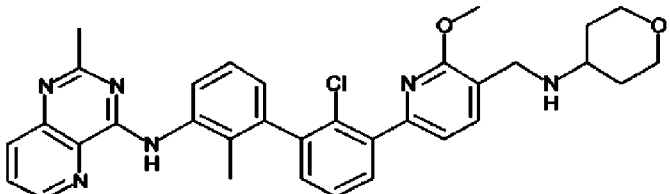
1.017		+++
1.018		+++
1.019		+++
1.020		+++
1.021		+++
1.022		+++

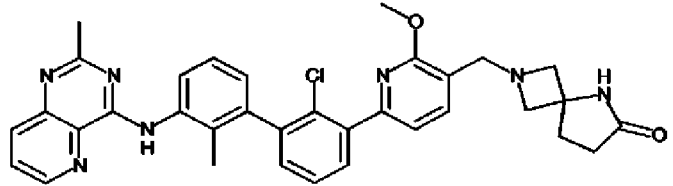
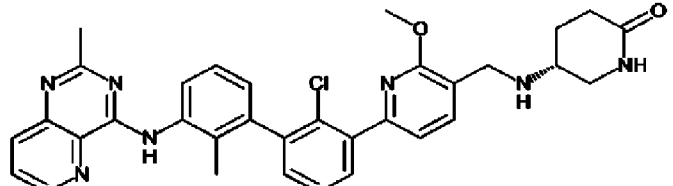
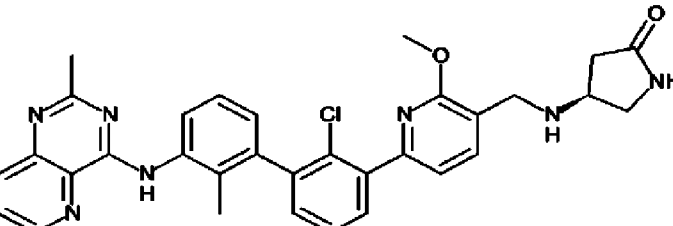
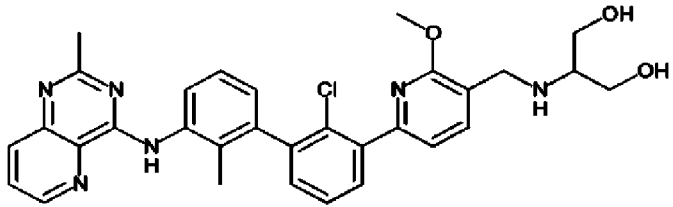
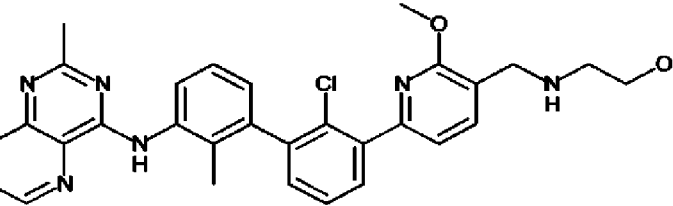
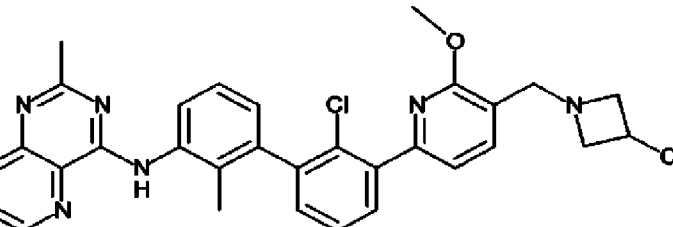
1.023		+++
1.024		+++
1.025		+++
1.026		+++
1.027		+++
1.028		+++

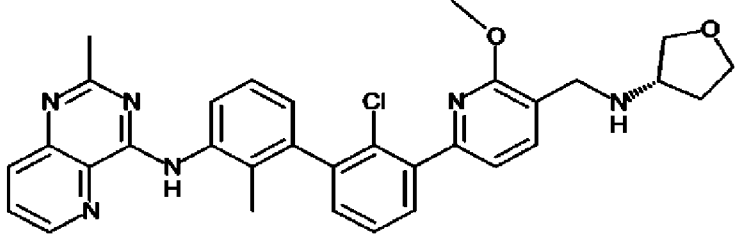
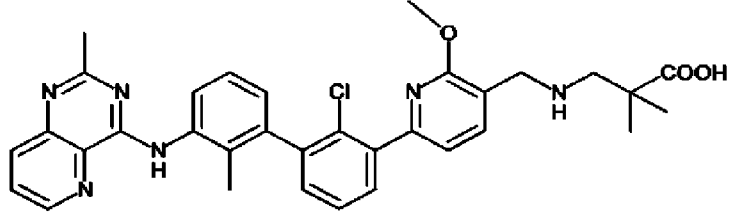
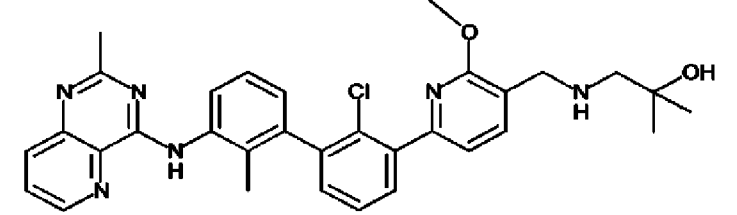
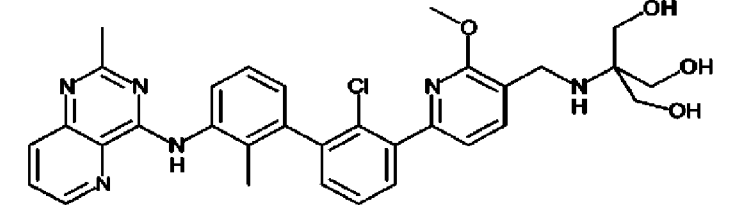
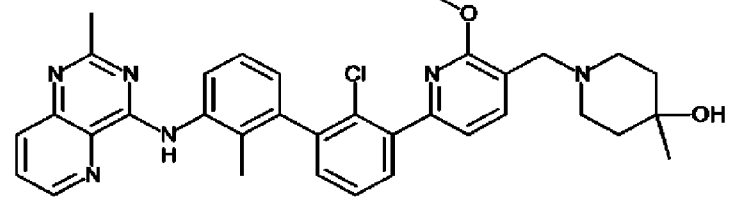
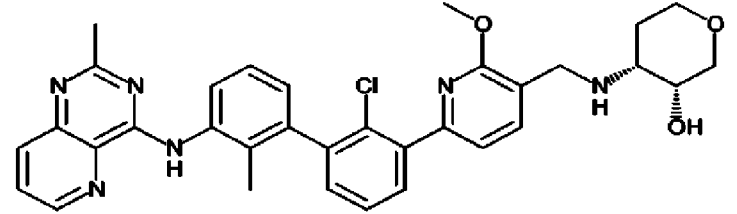
1.029		+++
1.030		+++
1.031		+++
1.032		+++
1.033		+++
1.034		+++

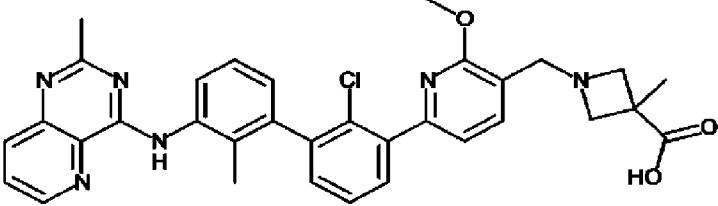
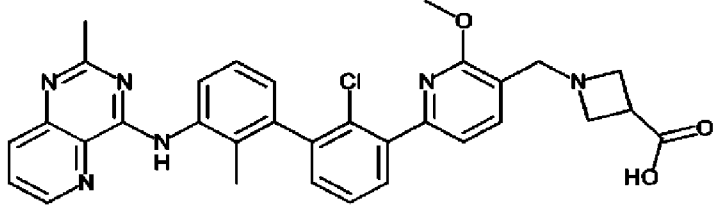
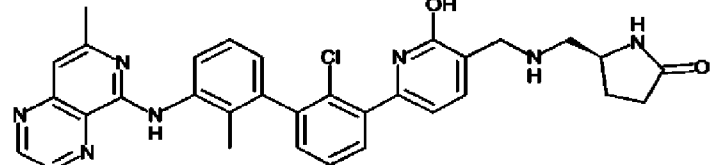
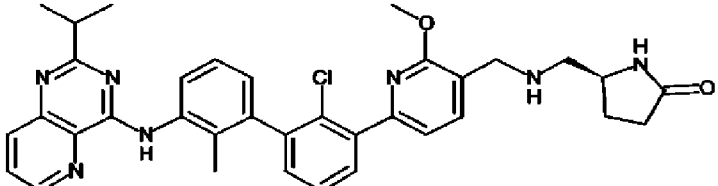
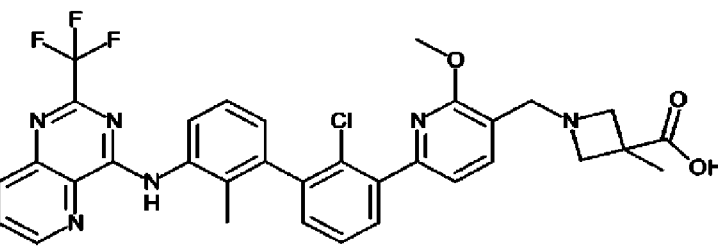
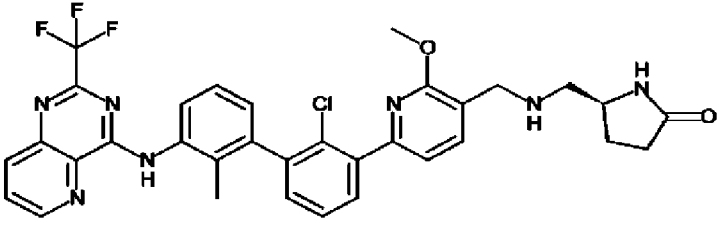
1.035		+++
1.036		+++
1.037		+++
1.038		+++
1.039		+++
1.040		+++

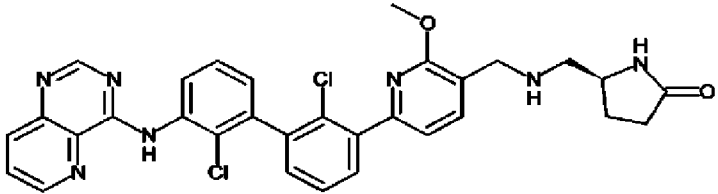
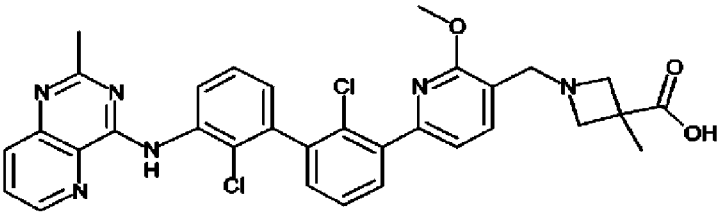
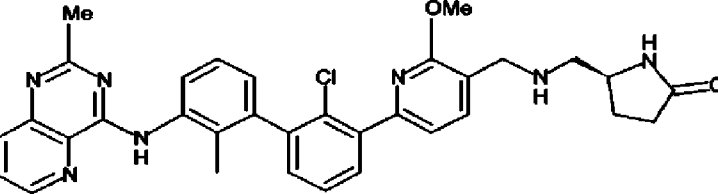
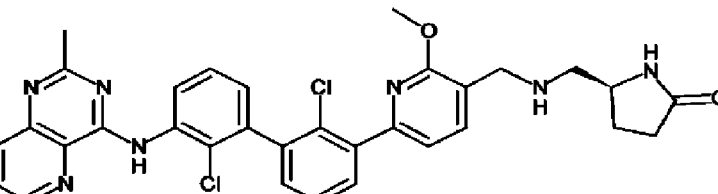
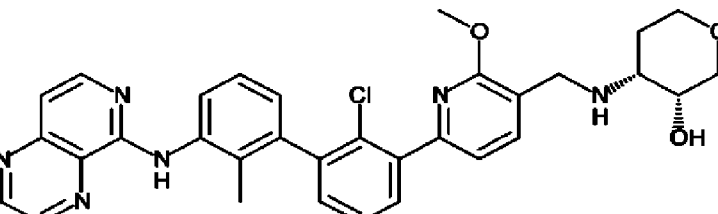
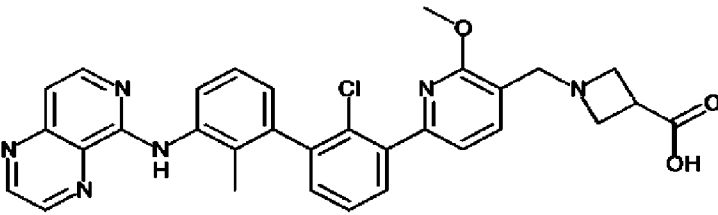
1.041		+++
1.042		+++
1.043		+++
1.044		+++
1.045		+++
1.046		+++

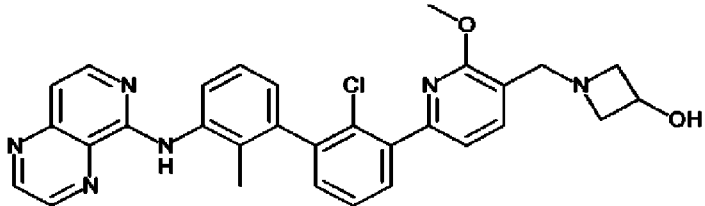
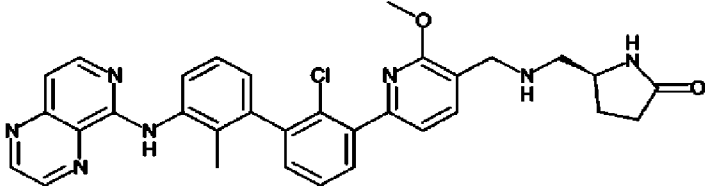
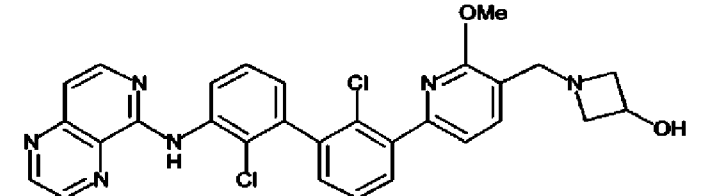
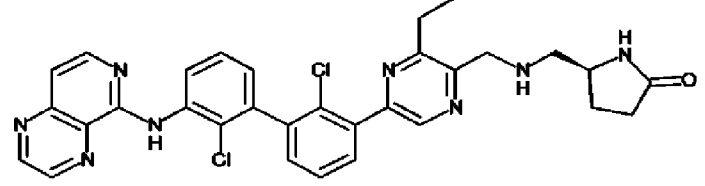
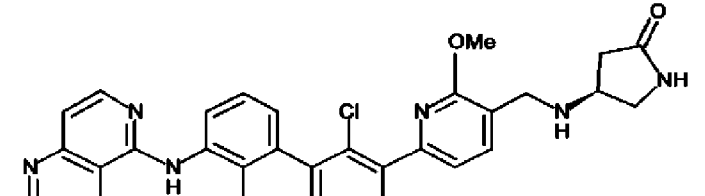
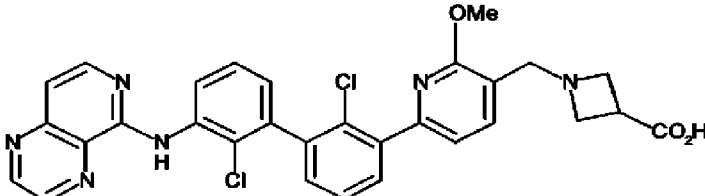
1.047		+++
1.048		+++
1.049		+++
1.050		+++
1.051		+++
1.052		+++

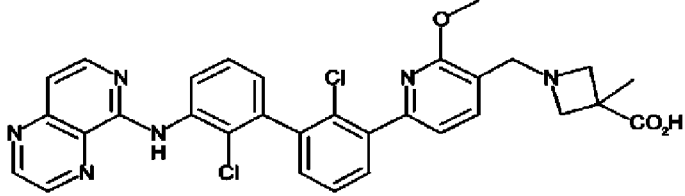
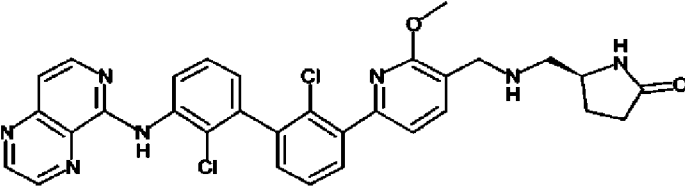
1.053		+++
1.054		+++
1.055		+++
1.056		+++
1.057		+++
1.058		+++

1.059		+++
1.060		+++
1.061		+++
1.062		+++
1.063		+++
1.064		+++

1.065		+++
1.066		+++
1.067		++
1.068		+++
1.069		+++
1.070		+++

1.071		+++
1.072		+++
1.073		+++
1.074		+++
1.075		+++
1.076		+++

1.077		+++
1.078		+++
1.079		+++
1.080		+++
1.081		+++
1.082		+++

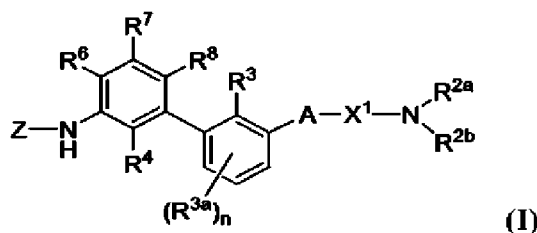
1.083		+++
1.084		+++

[0232] Particular embodiments of this invention are described herein, including the best mode known to the inventors for carrying out the invention. Upon reading the foregoing, description, variations of the disclosed embodiments may become apparent to individuals working in the art, and it is expected that those skilled artisans may employ such variations as appropriate. Accordingly, it is intended that the invention be practiced otherwise than as specifically described herein, and that the invention includes all modifications and equivalents of the subject matter recited in the claims appended hereto as permitted by applicable law. Moreover, any combination of the above-described elements in all possible variations thereof is encompassed by the invention unless otherwise indicated herein or otherwise clearly contradicted by context.

[0233] All publications, patent applications, accession numbers, and other references cited in this specification are herein incorporated by reference as if each individual publication or patent application were specifically and individually indicated to be incorporated by reference.

WHAT IS CLAIMED IS:

1 1. A compound of Formula (I):



2
3 or a pharmaceutically acceptable salt, prodrug or bioisostere thereof, wherein:

4 A is a 5- to 10-membered heteroaryl group which is unsubstituted or substituted with from one to
5 five members independently selected from the group consisting of halogen, C₁₋₃ alkyl,
6 C₁₋₃ haloalkyl, C₁₋₃ alkoxy, C₁₋₃ haloalkoxy, OH, and CN;

7 X¹ is C₁₋₃ alkylene, which is unsubstituted or substituted with one or two members independently
8 selected from the group consisting of C₁₋₂ alkyl and CO₂H;

9 R^{2a} and R^{2b} are each independently selected from the group consisting of H, C₁₋₈ alkyl, C₁₋₈
10 haloalkyl, -Y, -X²-CO₂R^a, -X²-OR^a, -X²-NR^aR^b, -X²-C(O)NR^aR^b, -X²-SO₂R^a,
11 -X²-SO₂NR^aR^b, -X²-SO₃R^a and -X²-Y wherein each X² is C₁₋₆ alkylene and any C₁₋₈ alkyl
12 or C₁₋₆ alkylene, is unsubstituted or substituted with one or two members independently
13 selected from the group consisting of OH, SO₂NH₂, C(O)NH₂, C(O)NHOH, PO₃H₂,
14 CO₂C₁₋₈ alkyl and CO₂H, and each Y is selected from the group consisting of C₃₋₆
15 cycloalkyl, C₄₋₈ heterocyclyl and 5- to 6-membered heteroaryl, each of which is
16 unsubstituted or substituted with one to four substituents independently selected from the
17 group consisting of oxo, OH, C₁₋₄ alkyl, C₁₋₄ haloalkyl, C₁₋₄ hydroxyalkyl, C₁₋₄ alkoxy,
18 C₁₋₄ haloalkoxy, C₁₋₄ hydroxyalkoxy, SO₂NH₂, C(O)NH₂, -C(O)NHOH, PO₃H₂, CO₂C₁₋₈
19 alkyl, SO₃H and CO₂H;

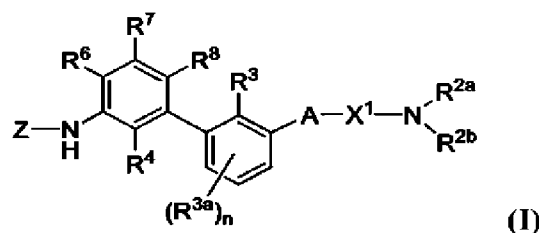
20 or R^{2a} and R^{2b} are combined to form a 4- to 9-membered ring or spirocyclic ring, having from
21 zero to two additional heteroatom ring vertices selected from O, N and S;
22 wherein the ring formed by combining R^{2a} and R^{2b}, is unsubstituted or substituted with 1
23 to 4 substituents independently selected from the group consisting of oxo, C₁₋₈

24 alkyl, C₁₋₈ haloalkyl, C₁₋₈ hydroxyalkyl, -X³-CO₂R^a, -X³-OR^a, -X³-NR^aR^b,
25 -X³-C(O)NR^aR^b, -X³-SO₂R^a, -X³-SO₂NR^aR^b, and -X³-SO₃R^a; wherein X³ is a
26 bond or C₁₋₆ alkylene;
27 R³ and R⁴ are each independently selected from the group consisting of H, F, Cl, CN, CH₃,
28 OCH₃, CH₂CH₃ and CF₃;
29 the subscript n is 0, 1, 2 or 3;
30 each R^{3a} is independently selected from the group consisting of H, F, Cl, C₁₋₃ alkyl, C₁₋₃ alkoxy,
31 C₁₋₃ haloalkyl, C₁₋₃ haloalkoxy, C₂₋₃ alkenyl and CN;
32 R⁶, R⁷ and R⁸ are each independently selected from the group consisting of H, F, Cl, CN, CH₃,
33 OCH₃, CH₂CH₃ and CF₃;
34 Z is a fused bicyclic heteroaryl ring, unsubstituted or substituted with one to three R^c;
35 each R^a is independently selected from the group consisting of H, C₁₋₆ alkyl, C₃₋₆ cycloalkyl, C₁₋₆
36 haloalkyl, C₁₋₆ hydroxyalkyl, C₁₋₆ alkylene-CO₂H, and C₁₋₆ alkylene-SO₃H;
37 each R^b is independently selected from the group consisting of H, C₁₋₆ alkyl, C₃₋₆ cycloalkyl, C₁₋₆
38 haloalkyl, C₁₋₆ hydroxyalkyl, C₁₋₆ alkylene-CO₂H, and C₁₋₆ alkylene-SO₃H, each of which
39 is unsubstituted or substituted with one or two members independently selected from OH,
40 SO₂NH₂, C(O)NH₂, C(O)NHOH, PO₃H₂, CO₂C₁₋₈ alkyl and CO₂H;
41 and R^a and R^b, when attached to the same nitrogen atom, are optionally combined to form a 4- to
42 8-membered ring or spirocyclic ring, which is unsubstituted or substituted with halogen,
43 OH, SO₂NH₂, C(O)NH₂, C(O)NHOH, PO₃H₂, CO₂C₁₋₈ alkyl or -CO₂H;
44 each R^c is independently selected from the group consisting of H, halogen, CN, C₁₋₆ alkyl, C₁₋₆
45 haloalkyl, -Y¹, -X⁴-CO₂R^a, -O-X⁴-CO₂R^a, -X⁴-OR^a, -X⁴-NR^aR^b, -X⁴-C(O)NR^aR^b,
46 -O-X⁴-C(O)NR^aR^b, -X⁴-SO₂R^a, -X⁴-SO₂NR^aR^b, -X⁴-SO₃R^a, and -N(R^a)-X⁴-CO₂R^a,
47 wherein each X⁴ is a bond or C₁₋₆ alkylene, and each Y¹ is selected from the group
48 consisting of C₃₋₆ cycloalkyl and C₄₋₈ heterocyclyl; and optionally two R^c on adjacent ring
49 vertices are combined to form a fused 5- or 6-membered heterocyclic ring.

1

2

2. A compound of Formula (I):



3

4 or a pharmaceutically acceptable salt, prodrug or bioisostere thereof, wherein:

5 A is a 5- to 10-membered heteroaryl group which is unsubstituted or substituted with from one to
6 five members independently selected from the group consisting of halogen, C₁₋₃ alkyl,
7 C₁₋₃ haloalkyl, C₁₋₃ alkoxy, C₁₋₃ haloalkoxy and CN;

8 X¹ is C₁₋₃ alkylene, which is unsubstituted or substituted with one or two members independently
9 selected from the group consisting of C₁₋₂ alkyl and CO₂H;

10 R^{2a} and R^{2b} are each independently selected from the group consisting of H, C₁₋₈ alkyl, C₁₋₈
11 haloalkyl, -Y, -X²-CO₂R^a, -X²-OR^a, -X²-NR^aR^b, -X²-C(O)NR^aR^b, -X²-SO₂R^a,
12 -X²-SO₂NR^aR^b, -X²-SO₃R^a and -X²-Y wherein each X² is C₁₋₆ alkylene and any C₁₋₈ alkyl
13 or C₁₋₆ alkylene, is unsubstituted or substituted with one or two members independently
14 selected from the group consisting of OH, SO₂NH₂, C(O)NH₂, C(O)NHOH, PO₃H₂,
15 CO₂C₁₋₈ alkyl and CO₂H, and each Y is selected from the group consisting of C₃₋₆
16 cycloalkyl, C₄₋₈ heterocyclyl and 5- to 6-membered heteroaryl, each of which is
17 unsubstituted or substituted with one to four substituents independently selected from the
18 group consisting of oxo, OH, C₁₋₄ alkyl, C₁₋₄ haloalkyl, C₁₋₄ hydroxyalkyl, C₁₋₄ alkoxy,
19 C₁₋₄ haloalkoxy, C₁₋₄ hydroxyalkoxy, SO₂NH₂, C(O)NH₂, C(O)NHOH, PO₃H₂, CO₂C₁₋₈
20 alkyl, SO₃H and CO₂H;

21 or R^{2a} and R^{2b} are combined to form a 4- to 9-membered ring or spirocyclic ring, having from
22 zero to two additional heteroatom ring vertices selected from O, N and S;

23 wherein the ring formed by combining R^{2a} and R^{2b}, is unsubstituted or substituted with 1
24 to 4 substituents independently selected from the group consisting of oxo, C₁₋₈
25 alkyl, C₁₋₈ haloalkyl, C₁₋₈ hydroxyalkyl, -X³-CO₂R^a, -X³-OR^a, -X³-NR^aR^b,
26 -X³-C(O)NR^aR^b, -X³-SO₂R^a, -X³-SO₂NR^aR^b, and -X³-SO₃R^a; wherein X³ is a
27 bond or C₁₋₆ alkylene;

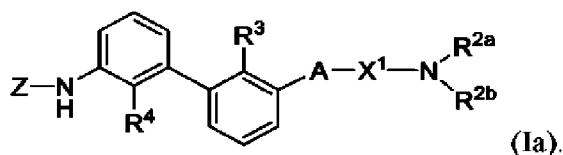
28 R³ and R⁴ are each independently selected from the group consisting of F, Cl, CN, CH₃, OCH₃,
 29 CH₂CH₃ and CF₃;
 30 the subscript n is 0, 1, 2 or 3;
 31 each R^{3a} is independently selected from the group consisting of H, F, Cl, C₁₋₃ alkyl, C₁₋₃ alkoxy,
 32 C₁₋₃ haloalkyl, C₁₋₃ haloalkoxy, C₂₋₃ alkenyl and CN;
 33 R⁶, R⁷ and R⁸ are each independently selected from the group consisting of H, F, Cl, CN, CH₃,
 34 OCH₃, CH₂CH₃ and CF₃;
 35 Z is a fused bicyclic heteroaryl ring, unsubstituted or substituted with one to three R^c;
 36 each R^a is independently selected from the group consisting of H, C₁₋₆ alkyl, C₃₋₆ cycloalkyl, C₁₋₆
 37 haloalkyl, C₁₋₆ hydroxyalkyl, C₁₋₆ alkylene-CO₂H, and C₁₋₆ alkylene-SO₃H;
 38 each R^b is independently selected from the group consisting of H, C₁₋₆ alkyl, C₃₋₆ cycloalkyl, C₁₋₆
 39 haloalkyl, C₁₋₆ hydroxyalkyl, C₁₋₆ alkylene-CO₂H, and C₁₋₆ alkylene-SO₃H, each of which
 40 is unsubstituted or substituted with one or two members independently selected from OH,
 41 SO₂NH₂, C(O)NH₂, C(O)NHOH, PO₃H₂, CO₂C₁₋₈ alkyl and -CO₂H;
 42 and R^a and R^b, when attached to the same nitrogen atom, are optionally combined to form a 4- to
 43 8-membered ring or spirocyclic ring, which is unsubstituted or substituted with halogen,
 44 OH, SO₂NH₂, C(O)NH₂, C(O)NHOH, PO₃H₂, CO₂C₁₋₈ alkyl or CO₂H;
 45 each R^c is independently selected from the group consisting of H, halogen, CN, C₁₋₆ alkyl, C₁₋₆
 46 haloalkyl, -Y¹, -X⁴-CO₂R^a, -O-X⁴-CO₂R^a, -X⁴-OR^a, -X⁴-NR^aR^b, -X⁴-C(O)NR^aR^b,
 47 -O-X⁴-C(O)NR^aR^b, -X⁴-SO₂R^a, -X⁴-SO₂NR^aR^b, -X⁴-SO₃R^a, and -N(R^a)-X⁴-CO₂R^a,
 48 wherein each X⁴ is a bond or C₁₋₆ alkylene, and each Y¹ is selected from the group
 49 consisting of C₃₋₆ cycloalkyl and C₄₋₈ heterocyclyl; and optionally two R^c on adjacent ring
 50 vertices are combined to form a fused 5- or 6-membered heterocyclic ring.

1

2

3

3. The compound of claim 1 or claim 2, or a pharmaceutically acceptable salt thereof having formula (Ia):

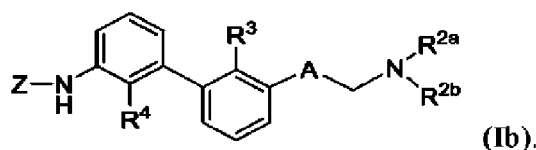


4

1 4. The compound of claim 1 or claim 2, or a pharmaceutically acceptable salt
2 thereof wherein A is a 5- or 6-membered heteroaryl group which is unsubstituted or substituted
3 with from one to three members independently selected from the group consisting of halogen,
4 C₁₋₃ alkyl, C₁₋₃ haloalkyl, C₁₋₃ alkoxy, OH, and CN.

1 5. The compound of claim 1 or claim 2, or a pharmaceutically acceptable salt
2 thereof wherein A is a 6-membered heteroaryl group which is unsubstituted or substituted with
3 from one to three members independently selected from the group consisting of halogen, C₁₋₃
4 alkyl, C₁₋₃ haloalkyl, C₁₋₃ alkoxy, OH, and CN.

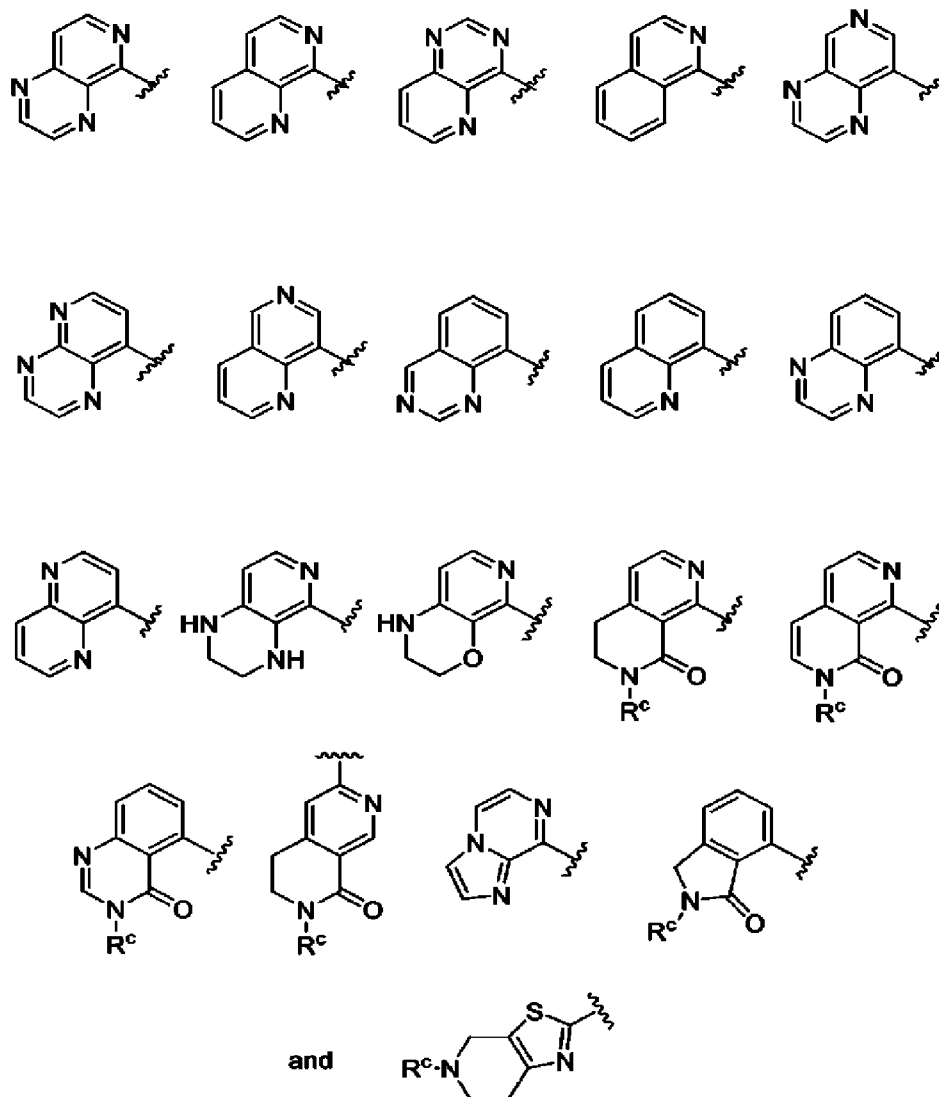
1 6. The compound of claim 1 or claim 2, or a pharmaceutically acceptable salt
2 thereof having formula (Ib):

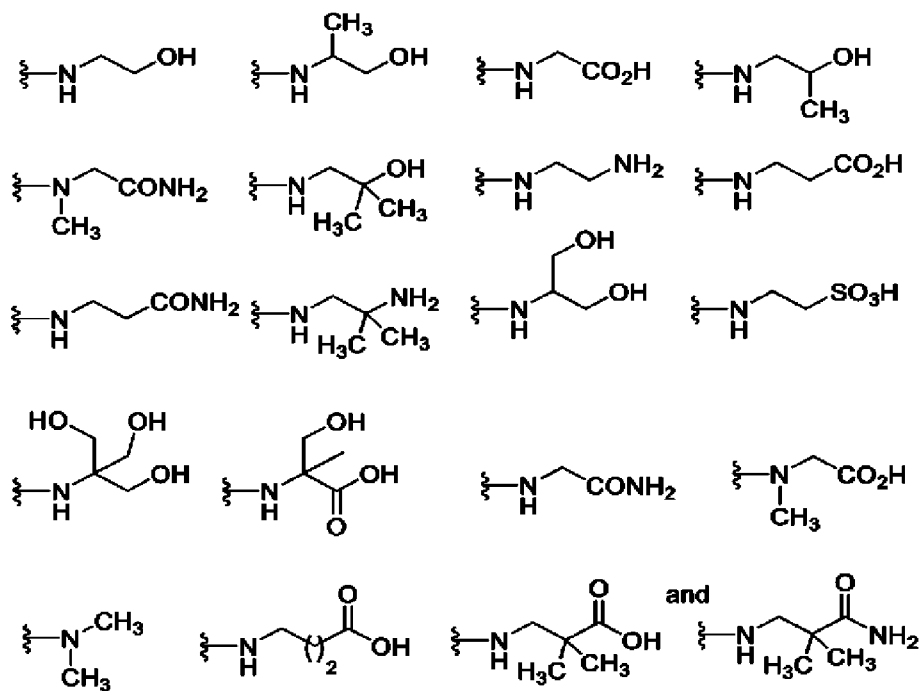


1 7. The compound of any one of claims 1 to 6, or a pharmaceutically
2 acceptable salt thereof wherein A is unsubstituted or substituted with one or two members
3 independently selected from the group consisting of CF₃, OH, Et, CN, OCH₃ and F.

1 8. The compound of any one of claims 1 to 6, or a pharmaceutically
2 acceptable salt thereof wherein A is a 6-membered heteroaryl group selected from the group
3 consisting of pyridine, pyrimidine, pyrazine and 1,2,4-triazine, each of which is unsubstituted or
4 substituted with one or two members independently selected from the group consisting of CF₃,
5 OH, Et, CN, OCH₃ and F.

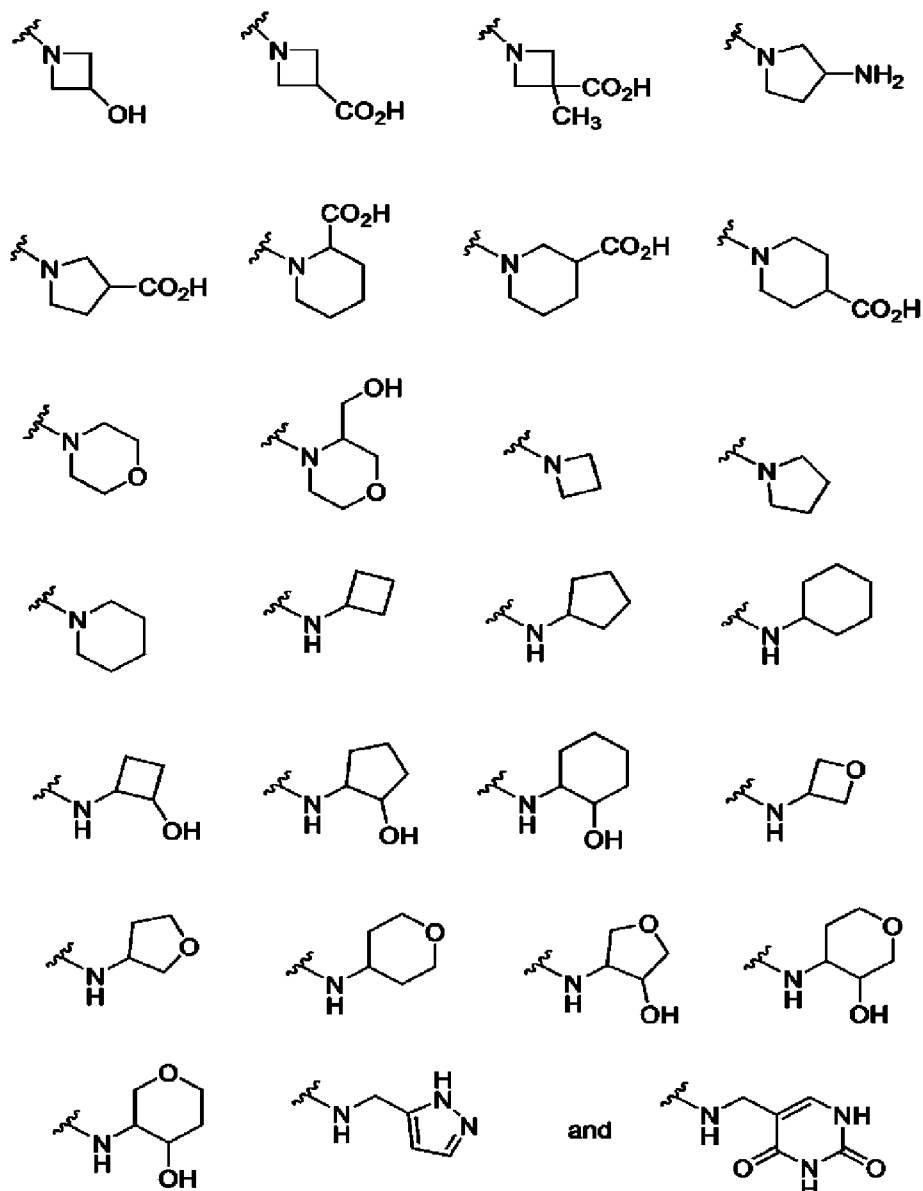
1 9. The compound of any one of claims 1 to 6, or a pharmaceutically
2 acceptable salt thereof wherein Z is a fused bicyclic heteroaryl ring having a formula selected
3 from the group consisting of:





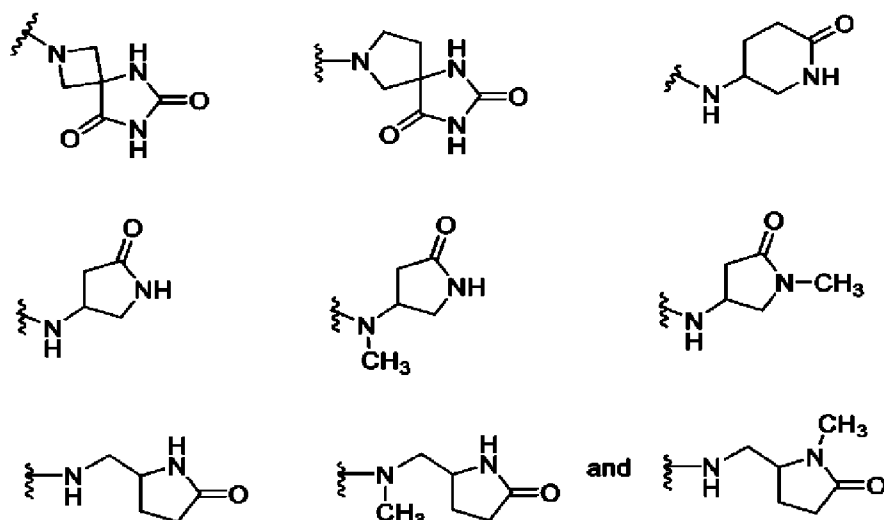
3

1 11. The compound of any one of claims 1 to 9, or a pharmaceutically
 2 acceptable salt thereof wherein $-N(R^{2a})(R^{2b})$ is selected from the group consisting of:



3

1 12. The compound of any one of claims 1 to 9, or a pharmaceutically
 2 acceptable salt thereof wherein $-N(R^{2a})(R^{2b})$ is selected from the group consisting of:



3

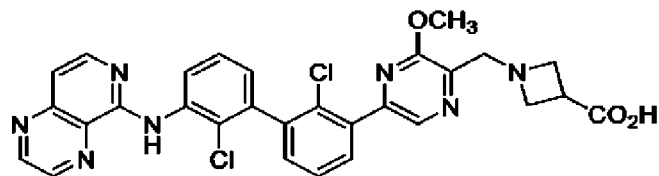
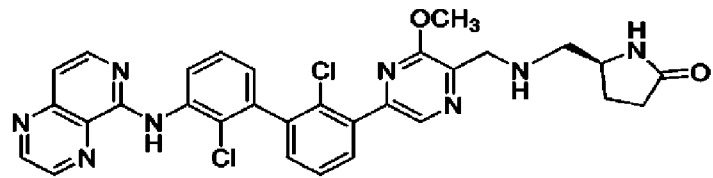
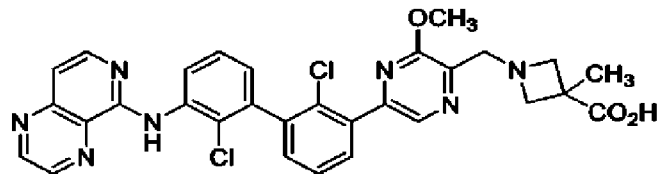
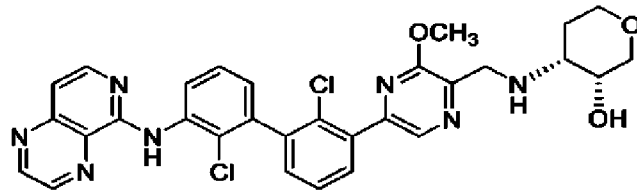
1 **13.** The compound of any one of claims 1 to 13, or a pharmaceutically
 2 acceptable salt thereof wherein Y is selected from the group consisting of C₃₋₆ cycloalkyl and C₄₋
 3 s heterocyclyl, each of which is unsubstituted or substituted with one to four substituents
 4 independently selected from the group consisting of oxo, OH, C₁₋₄ alkyl, C₁₋₄ haloalkyl, C₁₋₄
 5 hydroxyalkyl, C₁₋₄ alkoxy, C₁₋₄ haloalkoxy, C₁₋₄ hydroxyalkoxy, SO₂NH₂, C(O)NH₂,
 6 C(O)NHOH, PO₃H₂, CO₂C₁₋₈ alkyl, SO₃H and CO₂H.

1 **14.** The compound of claim 1, or a pharmaceutically acceptable salt thereof
 2 wherein A is selected from the group consisting of pyridinyl, pyrimidinyl, pyrazinyl, oxazolyl,
 3 thiazolyl, and pyrazolyl, each of which is unsubstituted or substituted with one or two members
 4 independently selected from the group consisting of halogen, C₁₋₃ alkyl, C₁₋₃ haloalkyl, C₁₋₃
 5 alkoxy, C₁₋₃ haloalkoxy, OH, and CN.

1 **15.** The compound of any one of claims 1 to 14, or a pharmaceutically
 2 acceptable salt thereof, wherein the compound is an optically pure or enriched isomer.

1 **16.** The compound of claim 1, wherein said compound is selected from the
 2 compounds in Table 1.

1 **17.** The compound of claim 1, or a pharmaceutically acceptable salt thereof
 2 selected from the group consisting of:



1 **18.** A pharmaceutical composition comprising a compound of any one of
2 claims **1** to **17**, or a pharmaceutically acceptable salt thereof, and a pharmaceutically acceptable
3 excipient.

1 **19.** The pharmaceutical composition of claim **18**, further comprising one or
2 more additional therapeutic agents.

1 **20.** The pharmaceutical composition of claim **19**, wherein the one or more
2 additional therapeutic agent is selected from the group consisting of an antimicrobial agent, an
3 antiviral agent, a cytotoxic agent, a gene expression modulatory agent, a chemotherapeutic agent,
4 an anti-cancer agent, an anti-angiogenic agent, an immunotherapeutic agent, an anti-hormonal
5 agent, an anti-fibrotic agent, radiotherapy, a radiotherapeutic agent, an anti-neoplastic agent, and
6 an anti-proliferation agent.

1 **21.** A method of modulating an immune response mediated by the PD-1
2 signaling pathway in a subject, comprising administering to the subject a therapeutically
3 effective amount of a compound of any one of claims **1** to **14**, or a pharmaceutically acceptable
4 salt thereof or a composition of any one of claims **18** to **20**.

1 **22.** A method of enhancing, stimulating, modulating and/or increasing the
2 immune response in a subject in need thereof, comprising administering to the subject a
3 therapeutically effective amount of a compound of any one of claims **1** to **14**, or a
4 pharmaceutically acceptable salt thereof or a composition of any one of claims **18** to **20**.

1 **23.** A method of inhibiting growth, proliferation, or metastasis of cancer cells
2 in a subject in need thereof, comprising administering to the subject a therapeutically effective
3 amount of a compound of any one of claims **1** to **14**, or a pharmaceutically acceptable salt
4 thereof or a composition of any one of claims **18** to **20**.

1 **24.** A method of treating a subject suffering from or susceptible to a disease or
2 disorder mediated by the PD-1 signaling pathway, comprising administering to the subject a
3 therapeutically effective amount of a compound of any one of claims **1** to **14**, or a
4 pharmaceutically acceptable salt thereof or a composition of any one of claims **18** to **20**.

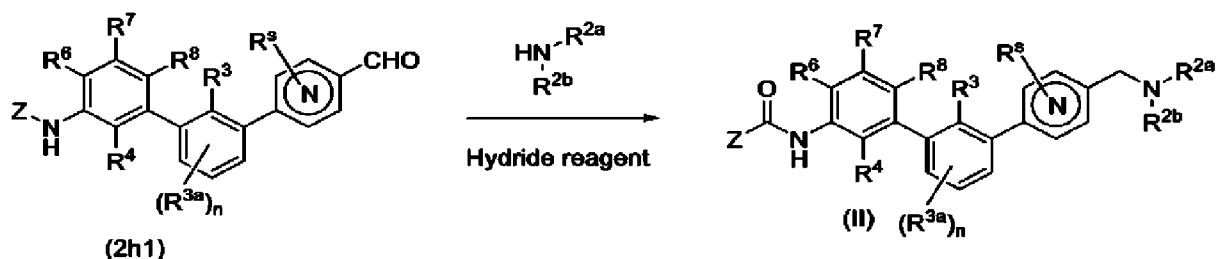
1 **25.** The method of any one of claims **21** to **24**, wherein the subject suffers
2 from a disease or disorder selected from the group consisting of an infectious disease, a bacterial
3 infectious disease, a viral infectious disease a fungal infectious disease, a solid tumor, a
4 hematological malignancy, an immune disorder, an inflammatory disease, and cancer.

1 **26.** The method of claim **24**, wherein the disease or disorder is selected from
2 the group consisting of melanoma, glioblastoma, esophagus tumor, nasopharyngeal carcinoma,
3 uveal melanoma, lymphoma, lymphocytic lymphoma, primary CNS lymphoma, T-cell
4 lymphoma, diffuse large B-cell lymphoma, primary mediastinal large B-cell lymphoma, prostate
5 cancer, castration-resistant prostate cancer, chronic myelocytic leukemia, Kaposi's sarcoma
6 fibrosarcoma, liposarcoma, chondrosarcoma, osteogenic sarcoma, angiosarcoma,
7 lymphangiosarcoma, synovioma, , meningioma, leiomyosarcoma, rhabdomyosarcoma, sarcoma

8 of soft tissue, sarcoma, sepsis, biliary tumor, basal cell carcinoma, thymus neoplasm, cancer of
9 the thyroid gland, cancer of the parathyroid gland, uterine cancer, cancer of the adrenal gland,
10 liver infection, Merkel cell carcinoma, nerve tumor, follicle center lymphoma, colon cancer,
11 Hodgkin's disease, non-Hodgkin's lymphoma, leukemia, chronic or acute leukemias including
12 acute myeloid leukemia, chronic myeloid leukemia, acute lymphoblastic leukemia, chronic
13 lymphocytic leukemia, multiple myeloma, ovary tumor, myelodysplastic syndrome, cutaneous or
14 intraocular malignant melanoma, renal cell carcinoma, small-cell lung cancer, lung cancer,
15 mesothelioma, breast cancer, squamous non-small cell lung cancer (SCLC), non-squamous
16 NSCLC, colorectal cancer, ovarian cancer, gastric cancer, hepatocellular carcinoma, pancreatic
17 carcinoma, pancreatic cancer, Pancreatic ductal adenocarcinoma, squamous cell carcinoma of the
18 head and neck, cancer of the head or neck, gastrointestinal tract, stomach cancer, HIV, Hepatitis
19 A, Hepatitis B, Hepatitis C, Hepatitis D, herpes viruses, papillomaviruses, influenza, bone
20 cancer, skin cancer, rectal cancer, cancer of the anal region, testicular cancer, carcinoma of the
21 fallopian tubes, carcinoma of the endometrium, carcinoma of the cervix, carcinoma of the
22 vagina, carcinoma of the vulva, cancer of the esophagus, cancer of the small intestine, cancer of
23 the endocrine system, cancer of the urethra, cancer of the penis, cancer of the bladder, cancer of
24 the kidney, cancer of the ureter, carcinoma of the renal pelvis, neoplasm of the central nervous
25 system (CNS), tumor angiogenesis, spinal axis tumor, brain stem glioma, pituitary adenoma,
26 epidermoid cancer, abestosis, carcinoma, adenocarcinoma, papillary carcinoma,
27 cystadenocarcinoma, bronchogenic carcinoma, renal cell carcinoma, transitional cell carcinoma,
28 choriocarcinoma, seminoma, embryonal carcinoma, wilm's tumor, pleomorphic adenoma, liver
29 cell papilloma, renal tubular adenoma, cystadenoma, papilloma, adenoma, leiomyoma,
30 rhabdomyoma, hemangioma, lymphangioma, osteoma, chondroma, lipoma and fibroma.

1 **27.** The method of any one of claims 21 to 26, further comprising
2 administering to the subject a therapeutically effective amount of one or more additional
3 therapeutic agents.

1 **28.** The method of claim 27, wherein the one or more additional therapeutic
2 agents is selected from the group consisting of an antimicrobial agent, an antiviral agent, a
3 cytotoxic agent, a gene expression modulatory agent, a chemotherapeutic agent, an anti-cancer
4 agent, an anti-angiogenic agent, an immunotherapeutic agent, an anti-hormonal agent, an anti-



13

14 wherein in the above formulae (2e1), (2f1), (2g), (2h1), and (II), each of Z, R^{2a}, R^{2b}, R³, R^{3a},15 subscript n, R⁴, R⁵, R⁶, R⁷, R⁸, have the meanings provided in claim 1;16 each R' is independently selected from the group consisting of H and C₁-C₆ alkyl;

17 X is a member selected from the group consisting of Br and Cl;

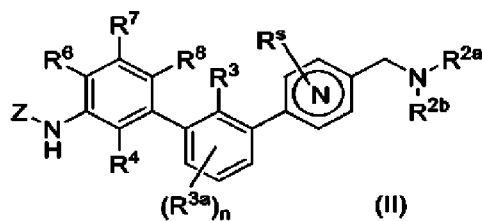
18 X' is a member selected from the group consisting of I, Br and Cl;

19 the ring bearing R⁵ is a six-membered nitrogen heteroaryl ring selected from the group consisting20 of pyridine, pyrimidine and pyrazine, and R⁵ is 0, 1, 2 or 3 substituents independently selected21 from the group consisting of halogen, C₁₋₃ alkyl, C₁₋₃ haloalkyl, C₁₋₃ alkoxy, C₁₋₃ haloalkoxy,

22 OH, and CN.

1

30. A process for preparing a compound of formula (II),



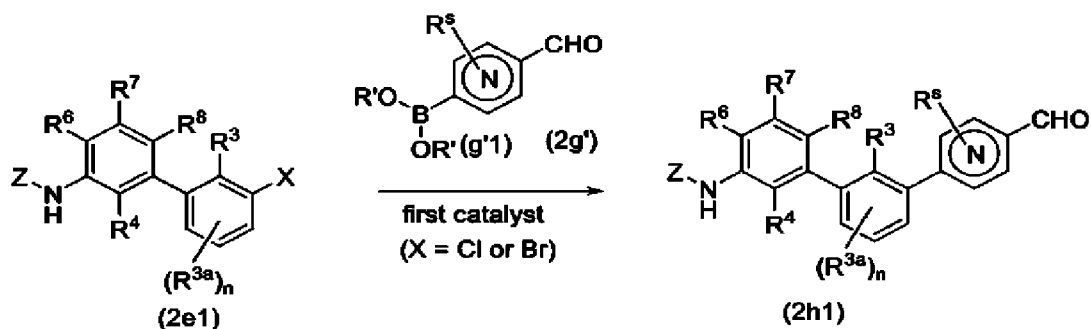
2

3 the process comprising:

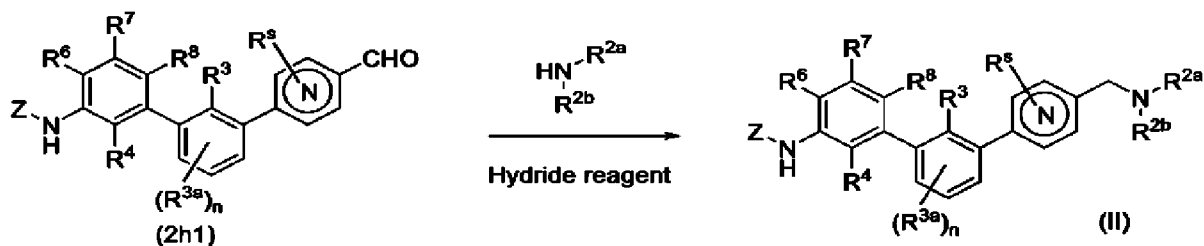
4 (a) contacting a compound having formula (2e1) with a compound having formula

5 (2g'1) and a catalyst, under Suzuki-type conditions to produce a compound having formula

6 (2h1);



(b) reductively aminating the compound having formula (2h1) with $\text{HN}(\text{R}^{2a})(\text{R}^{2b})$ and a hydride reagent to provide the compound having formula (II),



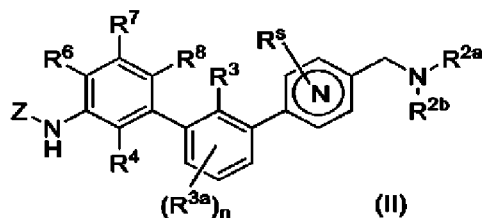
wherein in the above formulae (2e1), (2g'1), (2h1), and (II), each of Z, R^{2a} , R^{2b} , R^3 , R^{3a} , subscript n, R^4 , R^5 , R^6 , R^7 , R^8 , have the meanings provided in claim 1;

each R^7 is independently selected from the group consisting of H and $\text{C}_1\text{-C}_6$ alkyl;

X is a member selected from the group consisting of I, Br and Cl;

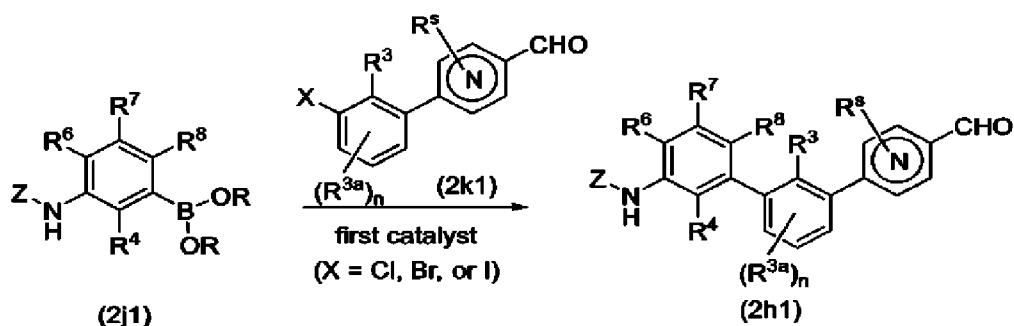
the ring bearing R^5 is a six-membered nitrogen heteroaryl ring selected from the group consisting of pyridine, pyrimidine and pyrazine, and R^5 is 0, 1, 2 or 3 substituents independently selected from the group consisting of halogen, $\text{C}_1\text{-3}$ alkyl, $\text{C}_1\text{-3}$ haloalkyl, $\text{C}_1\text{-3}$ alkoxy, $\text{C}_1\text{-3}$ haloalkoxy, OH, and CN.

31. A process for preparing a compound of formula (II),

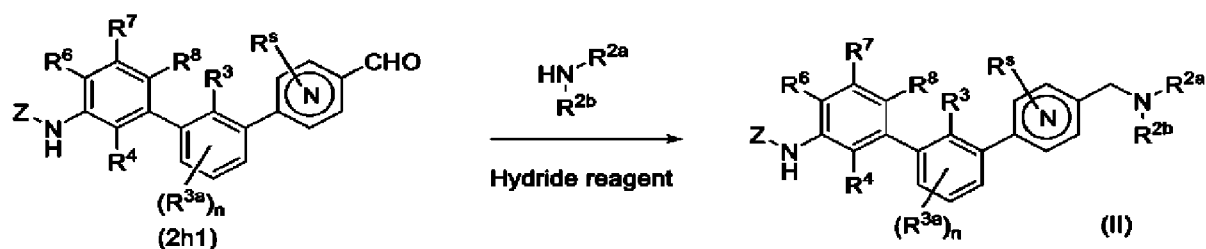


the process comprising:

- 4 (a) contacting a compound having formula (2j1) with a compound having formula (2k1)
5 and a first catalyst, under Suzuki-type conditions to produce a compound having formula (2h1);



- 6
7 (b) reductively aminating the compound having formula (2h1) with $\text{HN}(\text{R}^{2a})(\text{R}^{2b})$ and a
8 hydride reagent to provide the compound having formula (II),



- 9
10 wherein in the above formulae (2j1), (2k1), (2h1), and (II), each of Z, R^{2a} , R^{2b} , R^3 , R^{3a} ,
11 subscript n, R^4 , R^5 , R^6 , R^7 , R^8 , have the meanings provided in claim 1;
12 each R and R' is independently selected from the group consisting of H and $\text{C}_1\text{-C}_6$ alkyl;
13 X is a member selected from the group consisting of I, Br and Cl;
14 the ring bearing R^5 is a six-membered nitrogen heteroaryl ring selected from the group consisting
15 of pyridine, pyrimidine and pyrazine, and R^5 is 0, 1, 2 or 3 substituents independently selected
16 from the group consisting of halogen, $\text{C}_1\text{-3}$ alkyl, $\text{C}_1\text{-3}$ haloalkyl, $\text{C}_1\text{-3}$ alkoxy, $\text{C}_1\text{-3}$ haloalkoxy,
17 OH, and CN.