

US00D507561S

(12) **United States Design Patent** (10) **Patent No.:** **US D507,561 S**  
**Thomsen** (45) **Date of Patent:** **\*\* Jul. 19, 2005**

(54) **KEY BUTTON ARRANGEMENT FOR A HANDSET**

(75) Inventor: **Marianne Thomsen**, Frederiksberg C (DK)

(73) Assignee: **Nokia Corporation**, Espoo (FI)

(\*\*) Term: **14 Years**

(21) Appl. No.: **29/194,843**

(22) Filed: **Dec. 3, 2003**

(30) **Foreign Application Priority Data**

Jun. 4, 2003 (FI) ..... M20030168

(51) **LOC (8) Cl.** ..... **14-03**

(52) **U.S. Cl.** ..... **D14/247**

(58) **Field of Search** ..... D14/137, 138, D14/218, 147-148, 247-248, 144, 341-347; 379/433.01-433.13, 419, 434, 428.01-428.04, 420.01-420.04, 440; D10/65, 78; 455/550.1-90.3; D21/517; D13/168; D18/2, 7; 345/168, 169

(56) **References Cited**

**U.S. PATENT DOCUMENTS**

- D268,602 S \* 4/1983 Lee ..... D21/324
- D330,377 S \* 10/1992 Renard ..... D14/248
- D332,227 S \* 1/1993 Kaneko ..... D10/78
- D354,921 S \* 1/1995 Narayanan ..... D10/78
- D361,762 S \* 8/1995 Berry ..... D14/138
- D387,094 S \* 12/1997 Muraki et al. .... D14/400
- D402,966 S \* 12/1998 Lim ..... D13/168
- 5,898,932 A \* 4/1999 Zurlo et al. .... 455/573
- D420,351 S \* 2/2000 Waldner ..... D14/138
- D421,021 S \* 2/2000 Curtis et al. .... D14/247
- D423,015 S 4/2000 Curtis et al.
- D427,090 S \* 6/2000 Washburn et al. .... D10/78
- D440,952 S \* 4/2001 Carvalho ..... D14/138
- D441,745 S \* 5/2001 Yabusaki ..... D14/247
- D448,358 S \* 9/2001 Tickle et al. .... D14/218
- D450,046 S \* 11/2001 Chun ..... D14/138
- D451,891 S \* 12/2001 Noonan et al. .... D13/168
- D453,477 S \* 2/2002 Schoenfish et al. .... D10/65
- D457,519 S \* 5/2002 Vuolteenaho et al. .... D14/247

- D471,544 S \* 3/2003 De Saulles ..... D14/247
- D473,809 S \* 4/2003 Disch ..... D10/78
- D474,478 S \* 5/2003 Laverick et al. .... D14/456
- D480,081 S \* 9/2003 Laverick et al. .... D14/346
- D480,392 S \* 10/2003 Dalby et al. .... D14/247
- D481,693 S \* 11/2003 Dalby ..... D14/138
- D482,681 S \* 11/2003 Dalby et al. .... D14/247
- D484,917 S \* 1/2004 Hunt et al. .... D21/329
- D486,799 S \* 2/2004 Shivey et al. .... D13/174
- D490,390 S \* 5/2004 Johansson ..... D14/138
- D492,675 S \* 7/2004 Wei et al. .... D14/248
- D493,457 S \* 7/2004 Hsu ..... D14/346
- 6,766,023 B2 \* 7/2004 Kiernan ..... 379/433.07
- D494,486 S \* 8/2004 Laverick et al. .... D10/74
- D494,961 S \* 8/2004 Shively et al. .... D14/247
- D496,919 S \* 10/2004 Thomsen ..... D14/138
- 2002/0005837 A1 \* 1/2002 Thomason et al. .... 345/169
- 2002/0110238 A1 \* 8/2002 Kiernan ..... 379/433.07
- 2003/0153282 A1 \* 8/2003 Sun et al. .... 455/90

**FOREIGN PATENT DOCUMENTS**

- WO DM/048 290 9/1999
- WO DM/054 803 3/2001
- WO DM/061194 \* 9/2002
- WO DM/064741 \* 12/2003

\* cited by examiner

*Primary Examiner*—Jeffrey Asch

(74) *Attorney, Agent, or Firm*—Banner & Witcoff, Ltd.

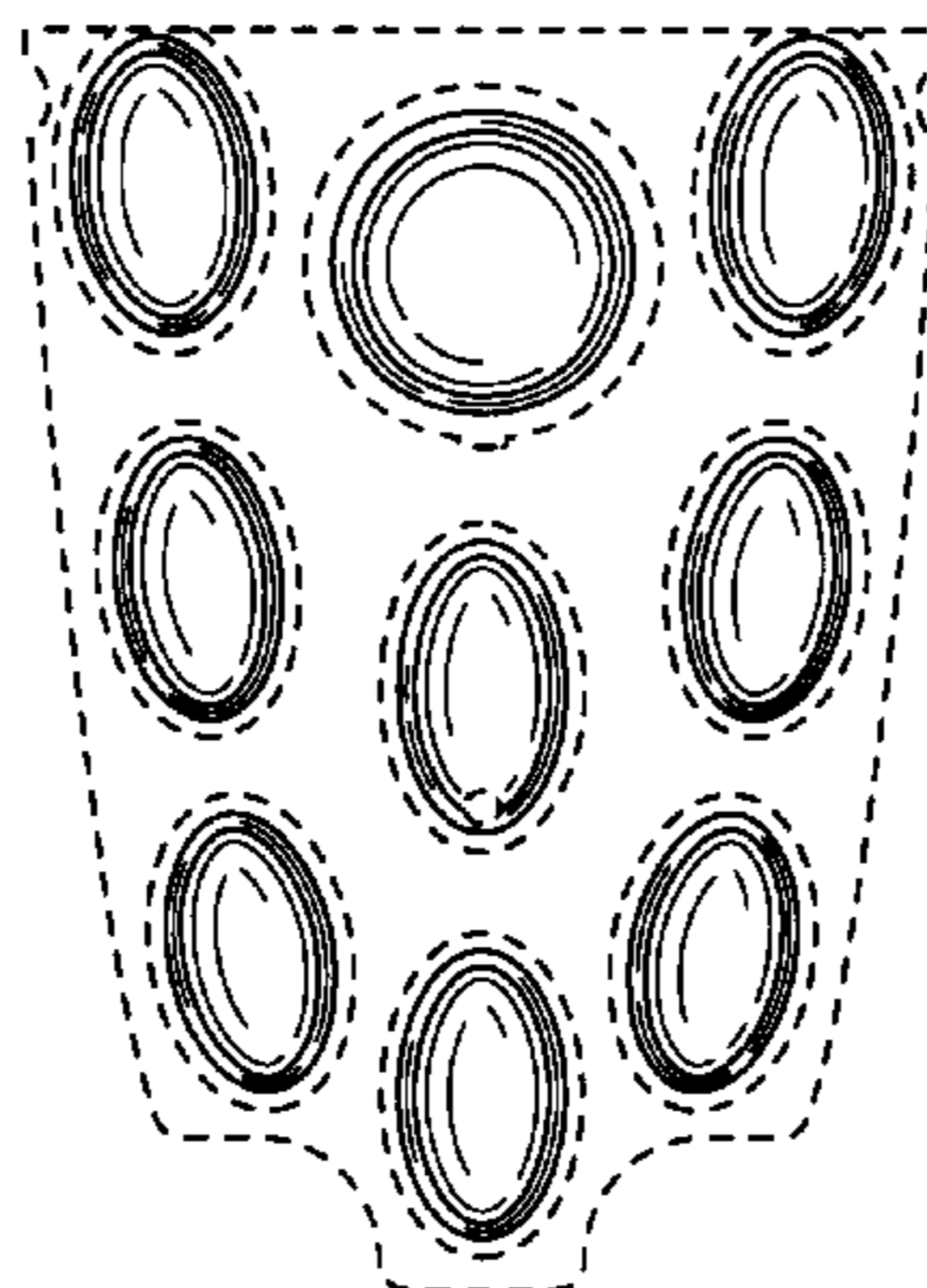
(57) **CLAIM**

The ornamental design for a key button arrangement for a handset, as shown and described.

**DESCRIPTION**

FIG. 1 is a front view of a key button arrangement for a handset showing my new design;  
FIG. 2 is a perspective front view thereof;  
FIG. 3 is a front view of a second embodiment of a key button arrangement for a handset showing my new design; and  
FIG. 4 is a perspective front view thereof.  
The broken line showing of the remainder of the handset in FIGS. 1 and 2 and of the remainder of the keypad in FIGS. 3 and 4 is for illustrative purposes only and forms no part of the claimed design.

**1 Claim, 2 Drawing Sheets**



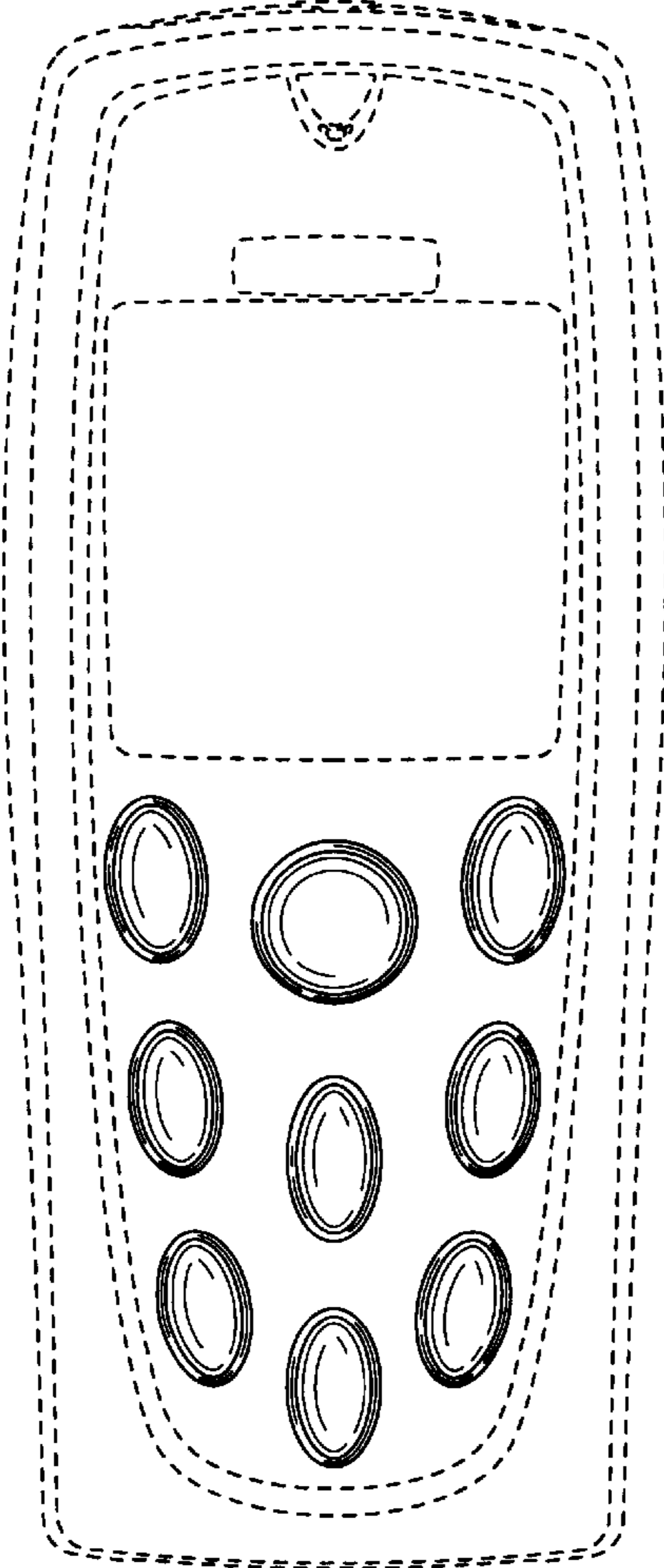


FIG 1

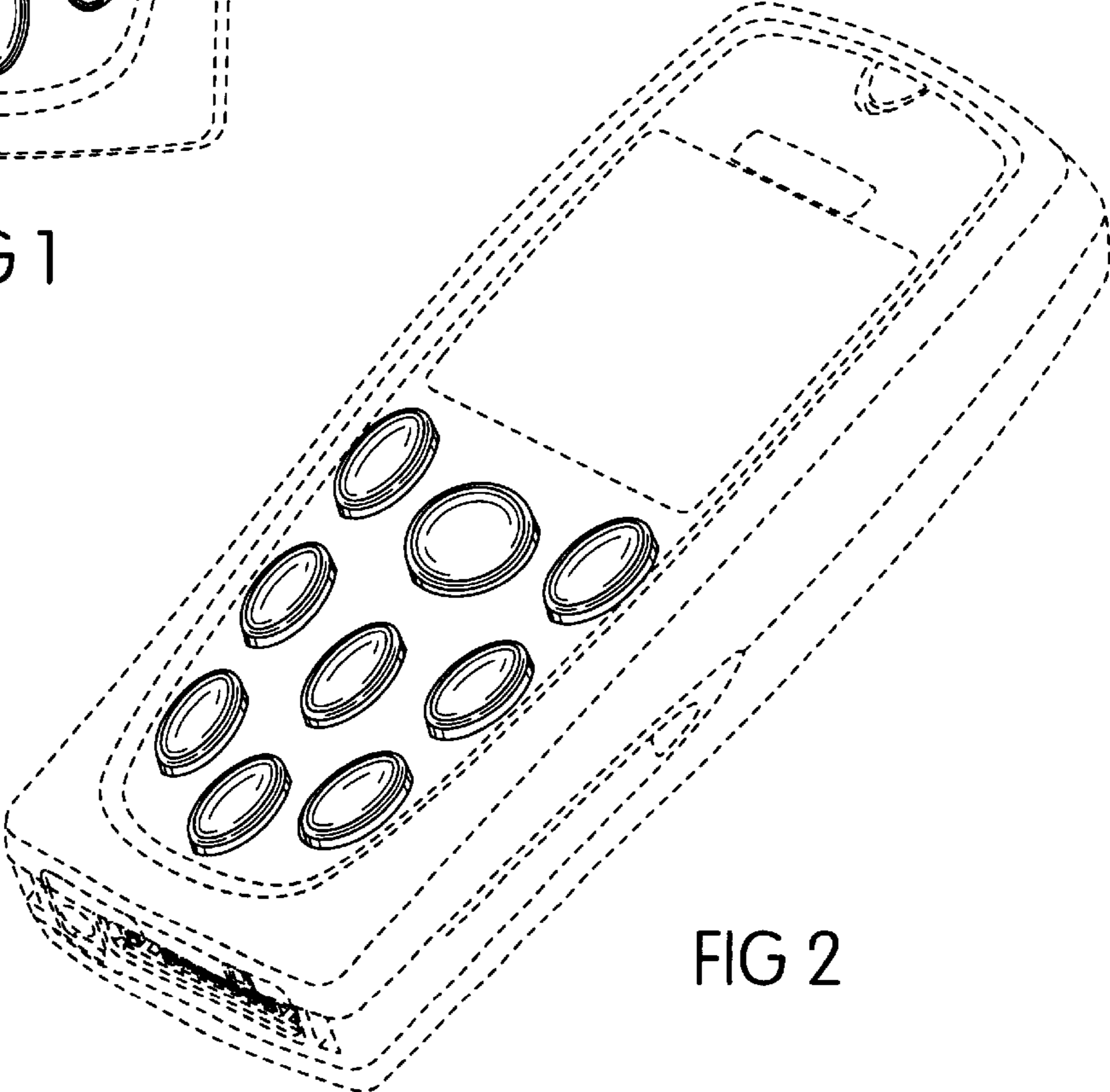


FIG 2

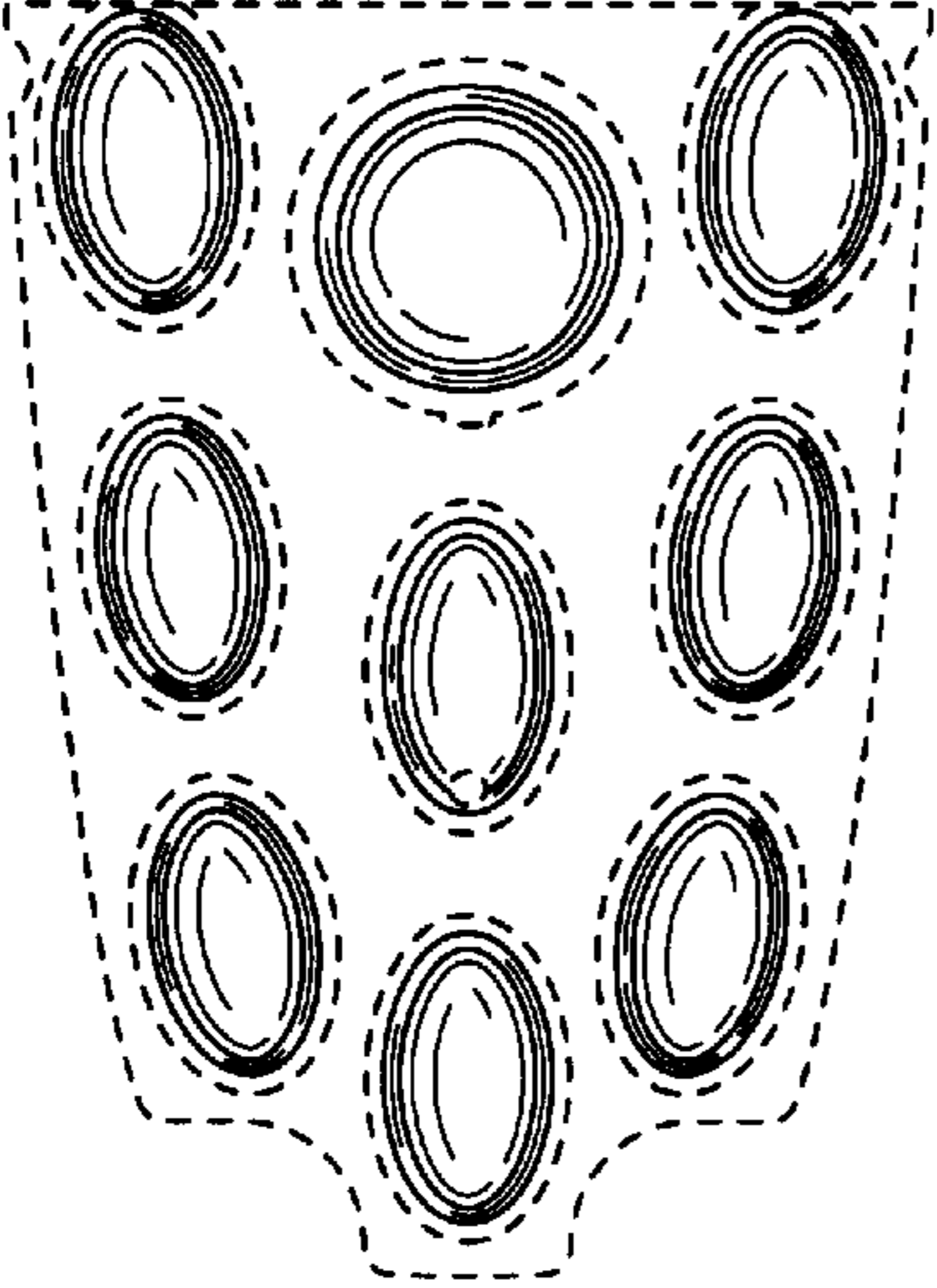


FIG 3

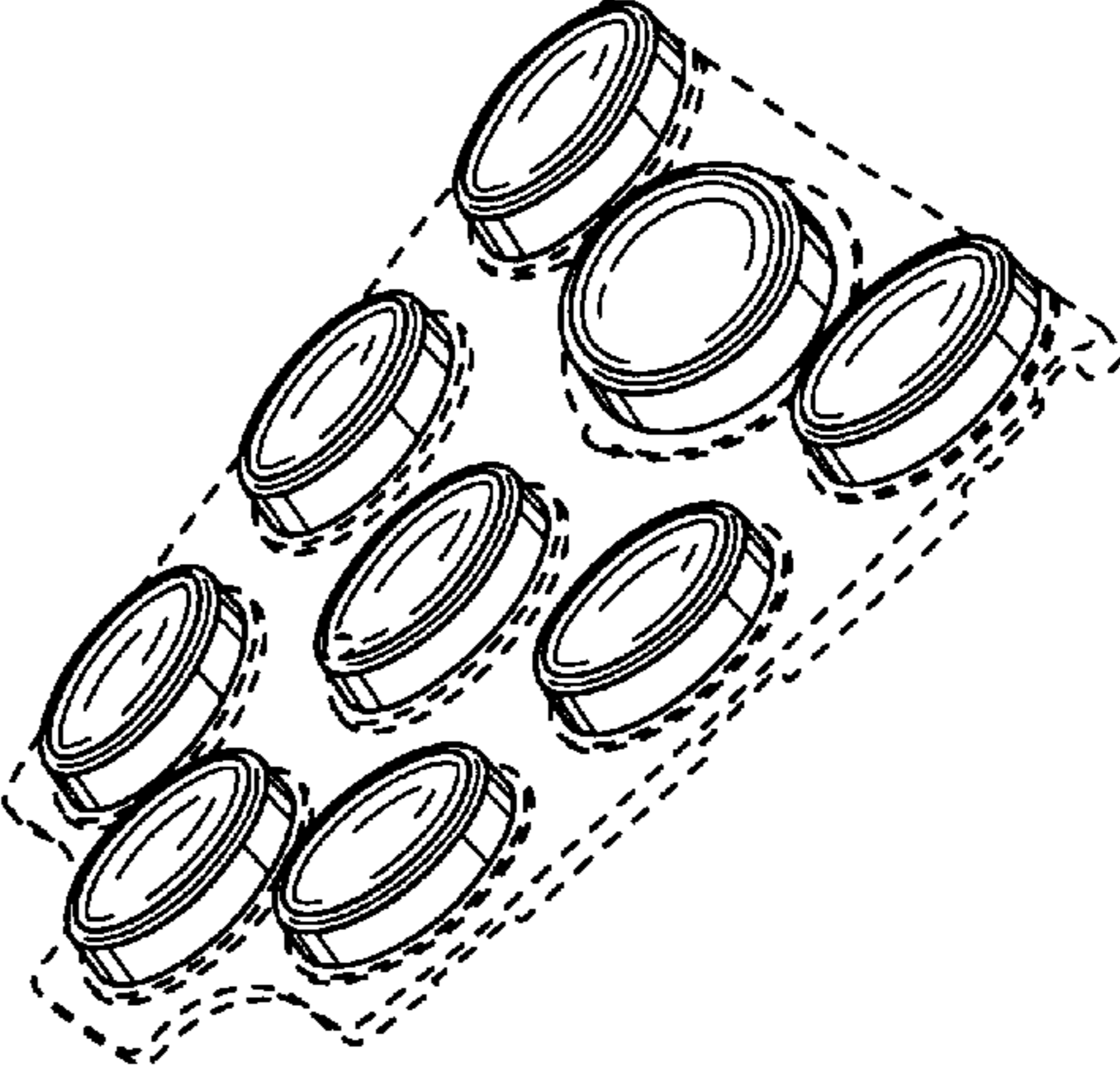


FIG 4