W. H. H. KRAUSE.

DEVICE FOR HOLDING BIRD FEED IN CAGES.

No. 194,357. Patented Aug. 21, 1877.



Fig. 1.

Fig. 2.

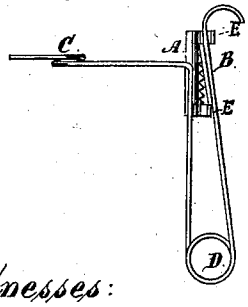

Fig. 3.

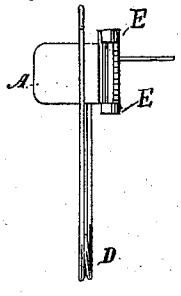

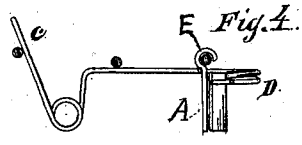

Fig. 4.

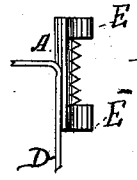

Fig. 5.

Witnesses:
Collins Pratt
Charles. Riegel

Inventor:
William H. H. Krause

N. PETERS, PHOTO-LITHOGRAPHER, WASHINGTON, D. C.

UNITED STATES PATENT OFFICE.

WILLIAM H. H. KRAUSE, OF CHICAGO, ILLINOIS.

IMPROVEMENT IN DEVICES FOR HOLDING BIRD-FEED IN CAGES.

Specification forming part of Letters Patent No. **194,357**, dated August 21, 1877; application filed June 12, 1877.

To all whom it may concern:

Be it known that I, WILLIAM H. H. KRAUSE, of the city of Chicago, in the county of Cook and State of Illinois, have invented a new and useful Device for Holding Bird-Feed, which invention is fully set forth in the following specification and accompanying drawings, in which—

Figure 1 is a perspective view of a bird-cage with my feed-holder attached. Fig. 2 is a front view as it is shown on the cage in Fig. 1. Fig. 3 is a side view. Fig. 4 is a top view, showing how the holder is attached to the cage, the dots representing the wire of the cage. Fig. 5 shows the arms E′ of the holder in position before being bent around the wire of the cage, as represented by the right-hand dot in Fig. 4.

The object of my invention is to furnish a device by which the food of birds can be securely held, and thereby prevent waste.

In the drawings, A is a thin plate, one-half inch wide and three-quarters of an inch long, one end being notched like a saw and turned at right angle toward the plate B. The extra width of the plate above and below the serrated edge forms arms E, which are bent around the wire of the cage. B is also a thin plate, one-half inch square, or the same as A would be with the wide end taken off. D is a coil-spring clamp, to the ends of which are attached plates A and B. C is a coil-spring catch attached to plate A, and running at right angle from clamp-spring D. The plate A being fastened to the cage by clasping the arms E around one of the wires, it stands out from the cage, and is kept from turning on the wire by the catch-spring C, which rests against the first or second wire from plate A, as it may be required to give it firmness. As before stated, plate A is fastened to one end of the clamp-spring D, and plate B to the other end, bringing the surfaces of plates A and B opposite and against each other. Plate B is attached to clamp-spring D, and can be drawn back from plate A at will.

The food is placed between plates A and B. The clamp-spring D brings the two plates together with sufficient strength to hold them. The serrated end of plate A prevents the food from being pulled from between plates A and B.

Having thus described my invention, what I claim is—

The combination of the spring-clamp D, plate B, attached to one branch thereof, plate A, attached to the other branch thereof and to the cage-wire, and having a serrated edge, and of the spring-catch C, as and for the purpose set forth.

WILLIAM H. H. KRAUSE.

Attest:

COLLINS PRATT,

CHARLES RIEGEL.