



US00D886643S

(12) **United States Design Patent**
Bolmstrand et al.

(10) **Patent No.:** **US D886,643 S**
(45) **Date of Patent:** **** Jun. 9, 2020**

- (54) **WATCH CASE**
- (71) Applicant: **SWATCH AG**, Biel/Bienne (CH)
- (72) Inventors: **Per Bolmstrand**, Bromma (SE);
Thomas Schaad, Stockholm (SE)
- (73) Assignee: **SWATCH AG**, Biel/Bienne (CH)
- (**) Term: **15 Years**
- (21) Appl. No.: **29/645,004**
- (22) Filed: **Apr. 23, 2018**

D429,651 S *	8/2000	Ventrella	D10/30
D439,528 S *	3/2001	Eliav	D10/30
D472,157 S *	3/2003	Takahashi	D10/32
6,603,710 B1 *	8/2003	Pantet	G02F 1/13452
			349/191
D507,974 S *	8/2005	Strasser	D10/30
D561,049 S *	2/2008	Figueiredo	D10/38
D603,276 S *	11/2009	Herzog	D10/32
D634,650 S *	3/2011	Avranches	D10/38
D636,685 S *	4/2011	Avranches	D10/38
D657,697 S *	4/2012	Lammers-Meis	D10/31
D672,254 S *	12/2012	Scott	D10/32
D700,072 S *	2/2014	Arellano	D10/38
D726,676 S *	4/2015	Park	D10/38
D732,981 S *	6/2015	Waecker	D10/38

(Continued)

(30) **Foreign Application Priority Data**

Oct. 25, 2017 (WO) DM/098287

(51) **LOC (12) Cl.** **10-02**

(52) **U.S. Cl.**
USPC **D10/38**

(58) **Field of Classification Search**
USPC D10/1-2, 5, 7, 14-15, 22, 24, 30-39,
D10/40-41, 122-124, 126-130, 104.1,
D10/104.2, 106.94, 114.9; D14/344;
D24/167, 186

CPC G04B 19/00; G04B 19/04; G04B 19/042;
G04B 19/046; G04B 19/048; G04B
19/06; G04B 19/08; G04B 19/085; G04B
19/087; G04B 19/10; G04B 19/12; G04B
19/26; G04B 19/262; G04B 19/264;
G04B 19/268; G04B 21/08; G04B 23/00;
G04B 23/03; G04B 23/028; G04B
23/008; G04B 37/00; G04B 37/008;
G04B 37/0075; G04B 45/04; G04B
45/046; G04B 47/048; G04F 1/00; G04F
7/06; G04F 7/062; G04F 7/065; G04F
8/006; G07C 1/28

See application file for complete search history.

(56) **References Cited**

U.S. PATENT DOCUMENTS

D327,023 S *	6/1992	St. Dizier	D10/30
D429,168 S *	8/2000	Jannard	D10/30

Primary Examiner — Sandra S Snapp
Assistant Examiner — Katherine Glennon
(74) *Attorney, Agent, or Firm* — Abelman, Frayne & Schwab

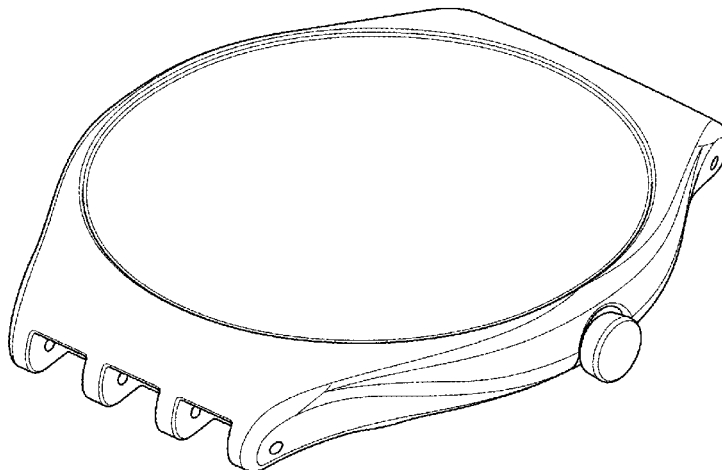
(57) **CLAIM**

The ornamental design for a watch case, as shown and described.

DESCRIPTION

FIG. 1 is a front view of a watch case showing the new design;
FIG. 2 is a rear view thereof;
FIG. 3 is right side view thereof;
FIG. 4 is a left side view thereof;
FIG. 5 is a top view thereof;
FIG. 6 is a bottom view thereof;
FIG. 7 is a front, right, and bottom perspective view thereof;
and,
FIG. 8 is a rear, left, and top perspective view thereof.
The broken lines show portions of the watch case that form no part of the claimed design.

1 Claim, 6 Drawing Sheets



(56)

References Cited

U.S. PATENT DOCUMENTS

D733,581	S *	7/2015	Waecker	D10/38
D735,586	S *	8/2015	Stegmann	D10/30
D739,269	S *	9/2015	Fazio	D10/129
D740,695	S *	10/2015	Waecker	D10/38
D759,507	S *	6/2016	Bonadei	D10/38
D761,130	S *	7/2016	Soares	D10/126
D774,924	S *	12/2016	Berliat	D10/38
9,599,964	B2 *	3/2017	Gracia	G04B 37/0008
D784,830	S *	4/2017	Hegi	D10/38
D792,244	S *	7/2017	Schaad	D10/30
D799,343	S *	10/2017	Waecker	D10/30
10,018,968	B2 *	7/2018	Willemin	G04B 45/02
2016/0252882	A1 *	9/2016	Meyer	G04B 37/0008 368/294

* cited by examiner

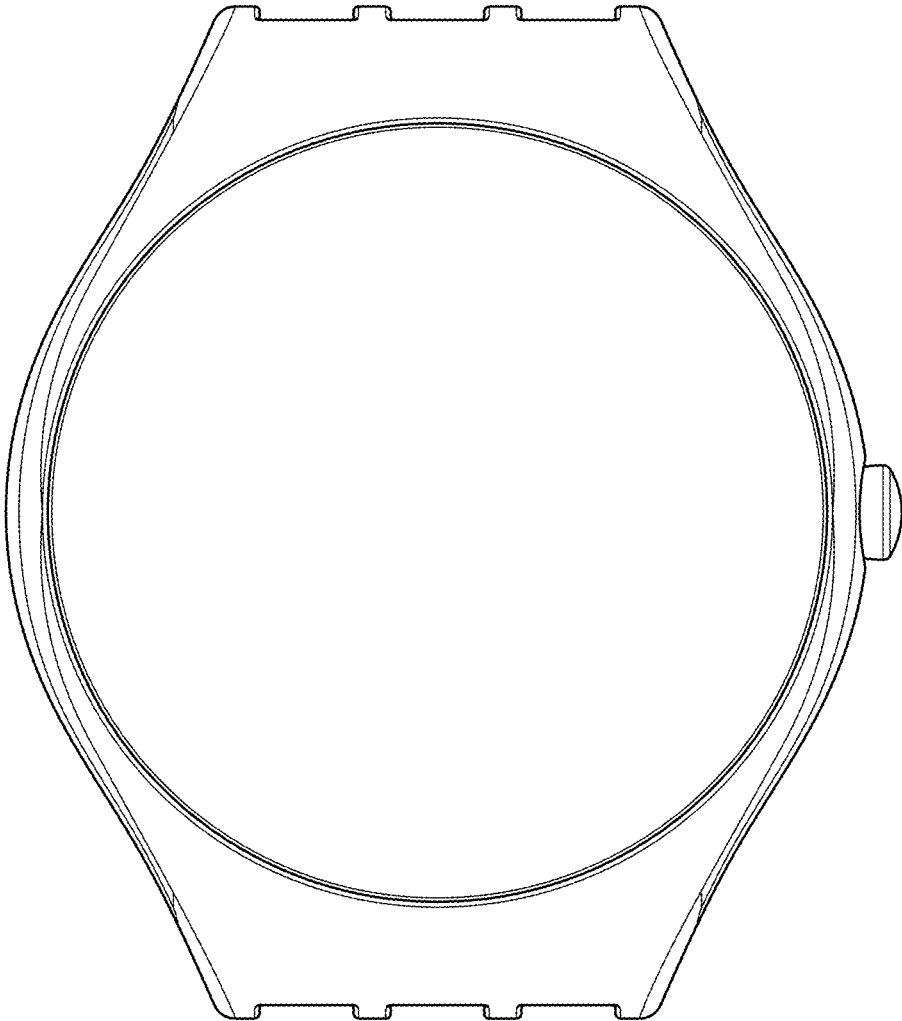


FIG. 1

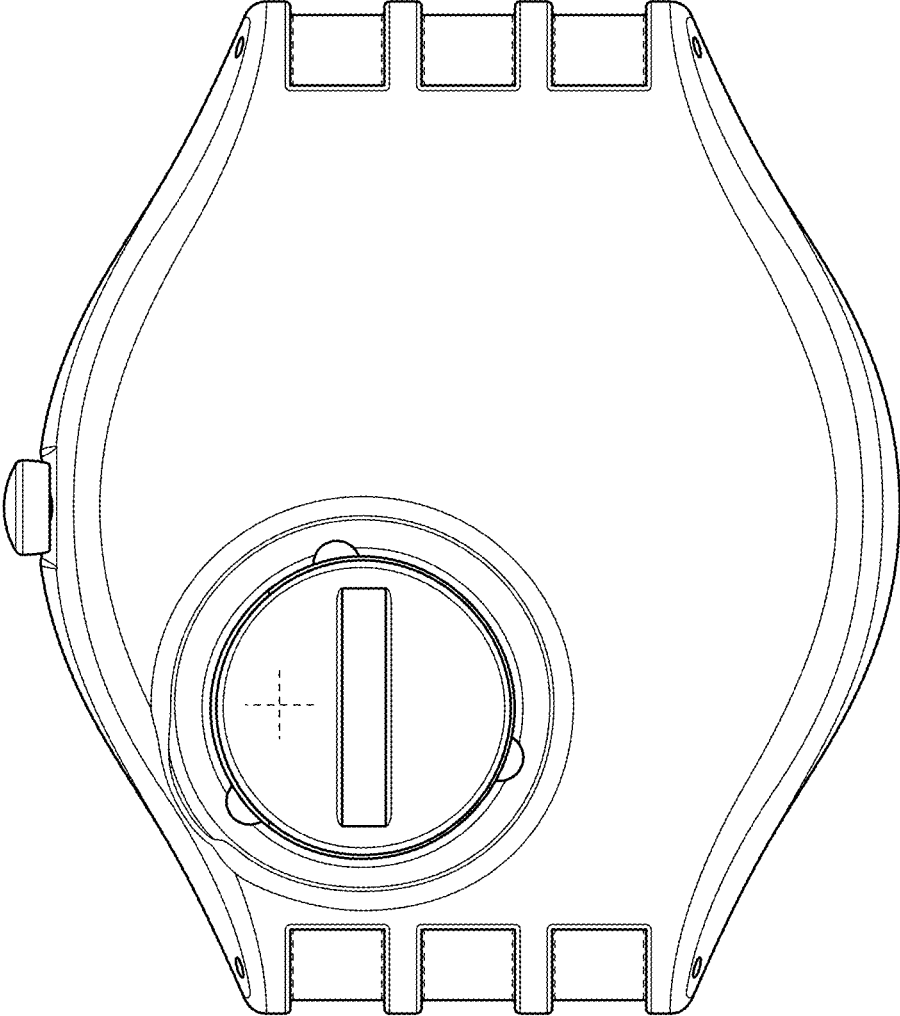


FIG. 2

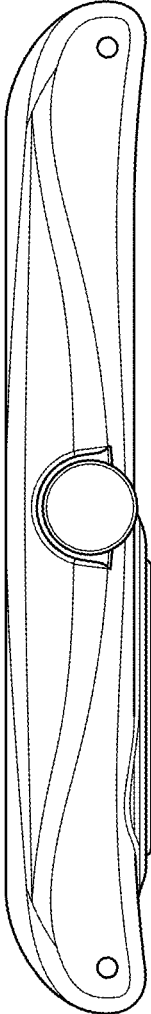


FIG. 3



FIG. 4

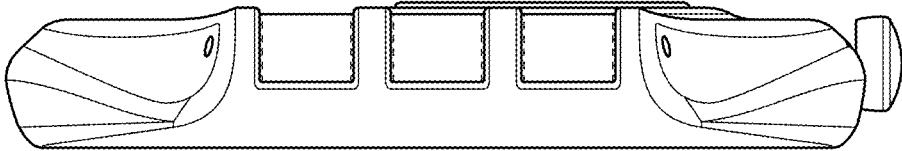


FIG. 5

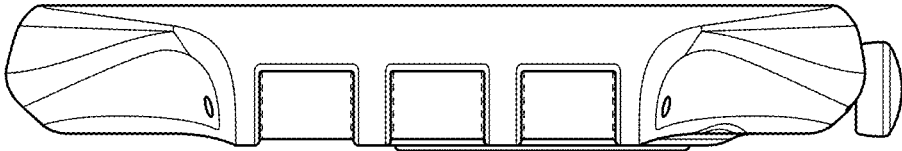


FIG. 6

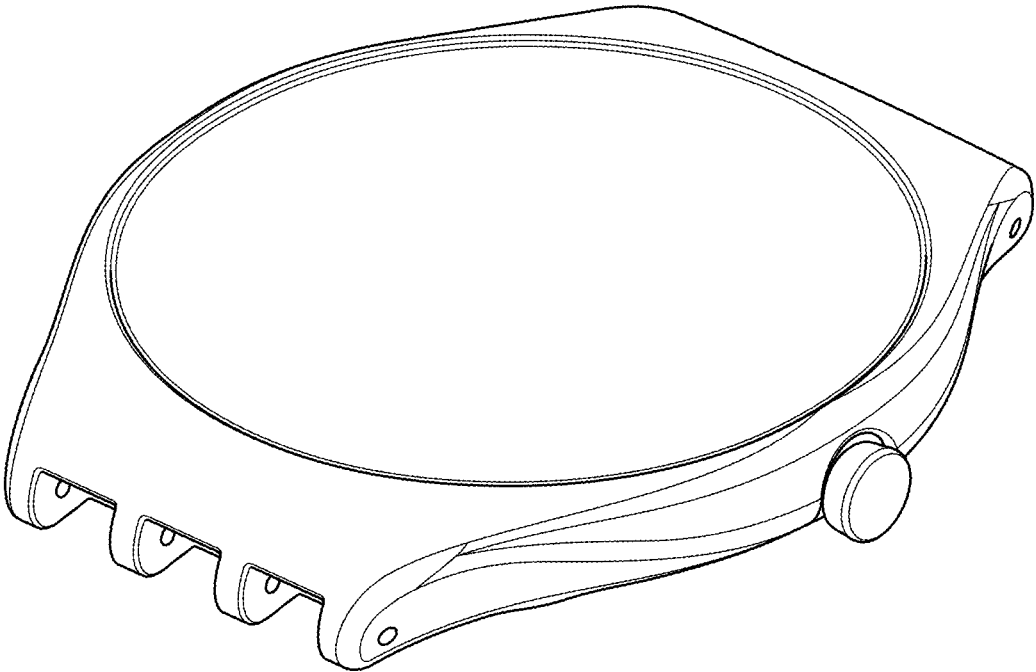


FIG. 7

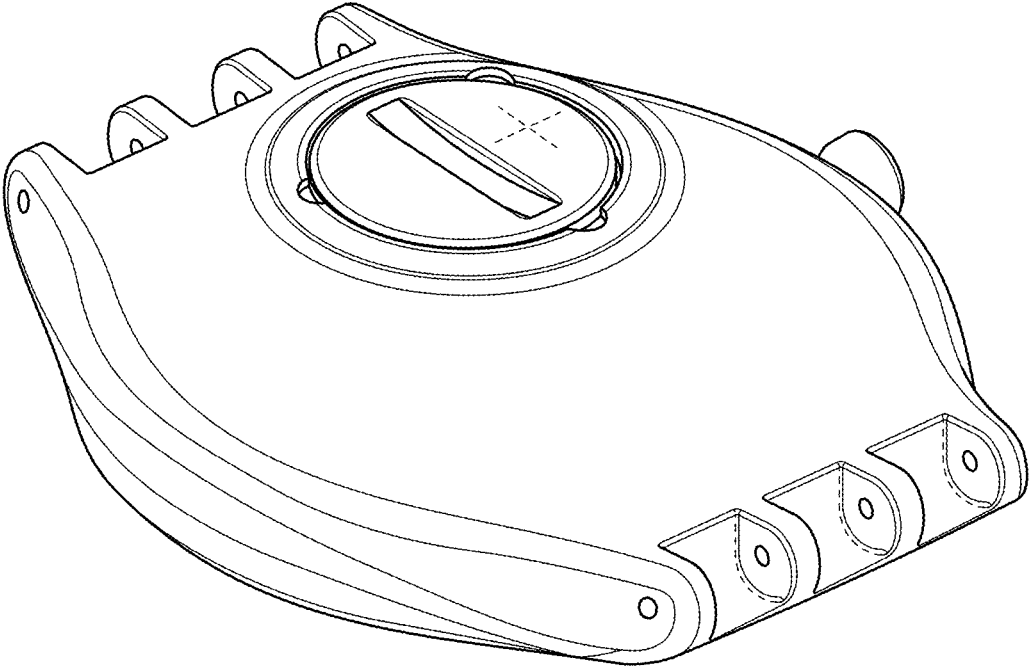


FIG. 8