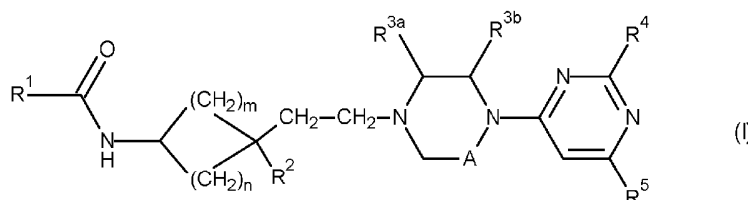




- (51) **International Patent Classification:**
C07D 239/42 (2006.01) *A61P 25/00* (2006.01)
A61K 31/506 (2006.01)
- (21) **International Application Number:**
PCT/EP2014/055062
- (22) **International Filing Date:**
14 March 2014 (14.03.2014)
- (25) **Filing Language:** English
- (26) **Publication Language:** English
- (30) **Priority Data:**
61/786,869 15 March 2013 (15.03.2013) US
61/918,524 19 December 2013 (19.12.2013) US
- (71) **Applicants:** **ABBVIE DEUTSCHLAND GMBH & CO. KG** [DE/DE]; Max-Planck-Ring 2a, 65205 Wiesbaden (DE). **ABBVIE INC.** [US/US]; 1 North Waukegan Road, North Chicago, Illinois 60064 (US).
- (72) **Inventors:** **HAUPT, Andreas**; c/o AbbVie Deutschland GmbH & Co. KG, Knollstr. 50, 67061 Ludwigshafen (DE). **DINGES, Jürgen**; c/o AbbVie Inc., 1 North Waukegan Road, North Chicago, Illinois 60064 (US). **UNGER, Lili-ane**; Wollstr. 129, 67065 Ludwigshafen (DE). **WICKE, Karsten**; c/o AbbVie Deutschland GmbH & Co. KG, Knollstr. 50, 67061 Ludwigshafen (DE). **VAN WATER-SHOOT, Robert**; In den Neumatten 38, CH-4125 Riehen (CH). **DRESCHER, Karla**; c/o AbbVie Deutschland GmbH & Co. KG, Knollstr. 50, 67061 Ludwigshafen (DE). **RELO, Ana Lucia**; c/o AbbVie Deutschland GmbH & Co. KG, Knollstr. 50, 67061 Ludwigshafen (DE).
- (74) **Agent:** **REITSTÖTTER - KINZEBACH**; Im Zollhof 1, 67061 Ludwigshafen (DE).
- (81) **Designated States** (unless otherwise indicated, for every kind of national protection available): AE, AG, AL, AM, AO, AT, AU, AZ, BA, BB, BG, BH, BN, BR, BW, BY, BZ, CA, CH, CL, CN, CO, CR, CU, CZ, DE, DK, DM, DO, DZ, EC, EE, EG, ES, FI, GB, GD, GE, GH, GM, GT, HN, HR, HU, ID, IL, IN, IR, IS, JP, KE, KG, KN, KP, KR, KZ, LA, LC, LK, LR, LS, LT, LU, LY, MA, MD, ME, MG, MK, MN, MW, MX, MY, MZ, NA, NG, NI, NO, NZ, OM, PA, PE, PG, PH, PL, PT, QA, RO, RS, RU, RW, SA, SC, SD, SE, SG, SK, SL, SM, ST, SV, SY, TH, TJ, TM, TN, TR, TT, TZ, UA, UG, US, UZ, VC, VN, ZA, ZM, ZW.
- (84) **Designated States** (unless otherwise indicated, for every kind of regional protection available): ARIPO (BW, GH, GM, KE, LR, LS, MW, MZ, NA, RW, SD, SL, SZ, TZ, UG, ZM, ZW), Eurasian (AM, AZ, BY, KG, KZ, RU, TJ, TM), European (AL, AT, BE, BG, CH, CY, CZ, DE, DK, EE, ES, FI, FR, GB, GR, HR, HU, IE, IS, IT, LT, LU, LV, MC, MK, MT, NL, NO, PL, PT, RO, RS, SE, SI, SK, SM, TR), OAPI (BF, BJ, CF, CG, CI, CM, GA, GN, GQ, GW, KM, ML, MR, NE, SN, TD, TG).
- Published:**
— with international search report (Art. 21(3))

(54) **Title:** ACYLAMINOCYCLOALKYL COMPOUNDS SUITABLE FOR TREATING DISORDERS THAT RESPOND TO MODULATION OF DOPAMINE D3 RECEPTOR



(57) **Abstract:** The present invention relates to novel acylaminocycloalkyl compounds, in particular to the compounds of the formula I as described herein and to their salts and N-oxides. The compounds possess valuable therapeutic properties and are suitable, in particular, for treating diseases that respond to modulation of the dopamine D3 receptor. In formula I, the variables have the following meanings: m is 1 or 2, n is 1 or 2, A is selected from the group consisting of CH₂, CH₂CH₂, CHFCH₂ and CF₂CH₂, R¹ is an oxygen containing cyclic radical selected such as C₃-C₆ cycloalkyl, which carries one or two oxygen containing radicals selected from the group consisting of OH, C₁-C₂-alkoxy, fluorinated C₁-C₂-alkoxy, and a carbonyl oxygen, R² is selected from the group consisting of hydrogen, OH and fluorine, R^{3a} is selected from the group consisting of hydrogen and methyl, R^{3b} is selected from the group consisting of hydrogen and methyl, R⁴ is branched C₄-C₆ alkyl or branched fluorinated C₄-C₆ alkyl, and R⁵ is inter alia C₁-C₆ alkyl, fluorinated C₁-C₃ alkyl, C₁-C₂-alkoxy-C₁-C₄-alkyl, fluorinated C₁-C₂-alkoxy-C₁-C₄-alkyl, hydroxy-C₁-C₄-alkyl, fluorinated hydroxy-C₁-C₄-alkyl, oxetanyl, fluorinated oxetanyl, oxolanyl, fluorinated oxolanyl, C₃-C₅ cycloalkyl, fluorinated C₃-C₅ cycloalkyl, etc.

ACYLAMINOCYCLOALKYL COMPOUNDS SUITABLE FOR TREATING DISORDERS THAT
RESPOND TO MODULATION OF DOPAMINE D3 RECEPTOR

Background Of The Invention

5

The present invention relates to novel acylaminocycloalkyl compounds, in particular to the compounds of the formula I as described herein. The compounds possess valuable therapeutic properties and are suitable, in particular, for treating diseases that respond to modulation of the dopamine D3 receptor.

10 Neurons obtain their information by way of G protein-coupled receptors, *inter alia*. A large number of substances exert their effect by way of these receptors. One of them is dopamine. Confirmed findings exist with regard to the presence of dopamine and its physiological function as a neurotransmitter. Disorders in the dopaminergic transmitter system result in diseases of the central nervous system which include, for
15 example, schizophrenia, bipolar disorders, depression, Parkinson's disease, disorders associated with drug abuse,. These diseases, and others, are treated with drugs which interact with the dopamine receptors.

 Up until 1990, two subtypes of dopamine receptor had been clearly defined pharmacologically, termed D1 and D2 receptors. More recently, a third subtype was
20 found, namely, the D3 receptor which appears to mediate some effects of antipsychotics and antiparkinsonian drugs (J.C. Schwartz *et al.*, "The Dopamine D₃ Receptor as a Target for Antipsychotics" in Novel Antipsychotic Drugs, H.Y. Meltzer, ed., Raven Press, New York 1992, pages 135-144; M. Dooley *et al.*, *Drugs and Aging* 1998, 12:495-514; J.N. Joyce, *Pharmacology and Therapeutics* 2001, 90:231-59, "The
25 Dopamine D3 Receptor as a Therapeutic Target for Antipsychotic and Antiparkinsonian Drugs"). Since then, the dopamine receptors have been divided into two families. On the one hand, there is the D2 group, consisting of D2, D3 and D4 receptors, and, on the other hand, the D1 group, consisting of D1 and D5 receptors.

 Whereas D1 and D2 receptors are widely distributed, D3 receptors appear to be
30 expressed regioselectively. Thus, these receptors are preferentially to be found in the limbic system and the projection regions of the mesolimbic dopamine system, especially

in the nucleus accumbens, but also in other regions, such as the amygdala. Because of this comparatively regioselective expression, D3 receptors are regarded as being a target having few side-effects and it is assumed that while a selective D3 ligand would have the properties of known antipsychotics, it would not have their dopamine D2 receptor-mediated neurological side-effects (P. Sokoloff *et al.*, *Arzneim. Forsch./Drug Res.* 42(1):224 (1992), "Localization and Function of the D₃ Dopamine Receptor"; P. Sokoloff *et al.*, *Nature*, 347:146 (1990), "Molecular Cloning and Characterization of a Novel Dopamine Receptor (D3) as a Target for Neuroleptics").

Selective Dopamine D3 receptor ligands have been suggested for the treatment of Parkinson's disease, schizophrenia, depression, motivation disturbances (amotivation) (see J. N. Joyce, *Pharmacology and Therapeutics* 90, 2001, 231-259; B. Levant, *CNS Drugs* 1999, 12, 391), for the treatment cognitive dysfunction, in particular cognitive dysfunction associated with schizophrenia or dementia (see J. Laszy *et al.*, *Psychopharmacology*, 2005, 179, 567-575), for the treatment of disturbances associated with substance abuse, i.e. for the treatment of drug addiction or drug dependence (see J.N. Joyce, *loc. cit.* and C. A. Heidbreder, *Brain Research Reviews* 49, 2005, 77-105), for the treatment of anxiety (see Z. Rogoz *et al.*, *Polish Journal of Pharmacology*, 2003, 55, 449-454), for the treatment of pain (see Levant *et al.*, *Neurosci. Lett.* 2001, 303, 9), for the treatment of renal function disorders (see B. Mühlbauer, E. Küster, G. Luippold, *Acta Physiologica Scandinavica*, 2000, 168 (1), 219-223), for the treatment of eating disorders (see S.C. Benoit, J. A. McQuade, D. J. Clegg, M. Xu, P.A. Rushing, S.C. Woods, R.J. Seeley, J. Randy, *Behavioral Neuroscience*, 2003, 117(1), 46-54) and for the treatment of dyskinesia, especially L-3,4-dihydroxyphenylalanine (L-DOPA) induced dyskinesia (LID) (see Naomi P. Visanji, Susan H. Fox, Tom Johnston, Gabriela Reyes, Mark J. Millan, Jonathan M. Brotchie, *Neurobiology of Disease* 35 (2009), 184-192).

WO 2006/082456 describes cyclohexylamides, which are Dopamine D3, D2 and 5HT1A antagonists. The cycloalkyl moiety of the compounds of WO 2006/082456 carries an alkylene-N-piperazinyl radical, where the other nitrogen carries a phenyl radical having a fused saturated carbocyclic radical.

Similar compounds are also known from WO 2007/148208, where the fused carbobicyclic radical is replaced by unsubstituted or substituted aryl or hetaryl and where the acyl group requires to be substituted.

Similar compounds are also known from US2009/143398, where the carbobicyclic radical is replaced by a 5,6-dichloro-2-amino-4-pyrimidyl radical.

Similar compounds are also known from WO 2011/161009 and WO 2012/004206, where the carbobicyclic radical is replaced by a 5,6-disubstituted 2-pyridyl radical having
5 a fused heterocycle.

Compounds having a heteroaromatic ring, which is bound via a linker to a piperazine radical carrying a 1-(4-pyrimidinyl)-piperazinyl radical receptor have been described previously in WO 2004/080981, WO2004/108706, WO 2005/118558, WO 2005/118571, WO 2006/015842 and WO 2009/056625. The compounds possess
10 high affinities for the dopamine D₃ receptor, and have therefore been proposed as being suitable for treating diseases of the central nervous system.

Although some of the compounds of prior art are known to have high affinities for the Dopamine D₃ receptor of less than 10 nM, there is still an ongoing need for compounds which selectively bind to the Dopamine D₃ receptor. In particular, there is an
15 ongoing need for compounds which have one of the following characteristics:

- i. Selective binding to the Dopamine D₃ receptor, in particular vis-à-vis binding to the Dopamine D₂ receptor, adrenergic receptors such as alpha-1 or alpha-2 receptors or serotonin type receptors such as serotoninergic 5HT₁ and 5HT₂ receptors;
- 20 ii. metabolic stability, in particular microsomal stability, e.g. measured in vitro, in liver microsomes from various species (e.g. rat or human) in human cells, such as hepatocytes;
- iii. no or only low inhibition of cytochrome P450 (CYP) enzymes: cytochrome P450 (CYP) is the name for a superfamily of heme proteins having enzymatic
25 activity (oxidase). They are also particularly important for the degradation (metabolism) of foreign substances such as drugs or xenobiotics in mammalian organisms. The principal representatives of the types and subtypes of CYP in the human body are: CYP 1A2, CYP 2C9, CYP 2D6 and CYP 3A4. If CYP 3A4 inhibitors (e.g. grapefruit juice, cimetidine, erythromycin) are used
30 at the same time as medicinal substances which are degraded by this enzyme system and thus compete for the same binding site on the enzyme, the degra-

dation thereof may be slowed down and thus effects and side effects of the administered medicinal substance may be undesirably enhanced;

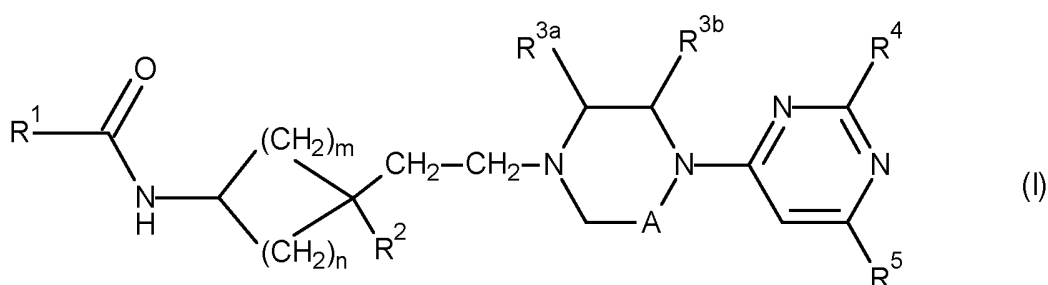
- iv. a suitable solubility in water (in mg/ml);
- v. suitable pharmacokinetics (time course of the concentration of the compound of the invention in plasma or in tissue, for example brain). The pharmacokinetics can be described by the following parameters: half-life, volume of distribution (in $l \cdot kg^{-1}$), plasma clearance (in $l \cdot h^{-1} \cdot kg^{-1}$), AUC (area under the curve, area under the concentration-time curve (in $ng \cdot h \cdot l^{-1}$), oral bioavailability, (the dose-normalized ratio of AUC after oral administration and AUC after intravenous administration), the so-called brain-plasma ratio (the ratio of AUC in brain tissue and AUC in plasma);
- vi. no or only low blockade of the hERG channel: compounds which block the hERG channel may cause a prolongation of the QT interval and thus lead to serious disturbances of cardiac rhythm (for example so-called "torsade de pointes"). The potential of compounds to block the hERG channel can be determined by means of the displacement assay with radiolabelled dofetilide which is described in the literature (G. J. Diaz et al., *Journal of Pharmacological and Toxicological Methods*, 50 (2004), 187-199). A smaller IC_{50} in this dofetilide assay means a greater probability of potent hERG blockade. In addition, the blockade of the hERG channel can be measured by electrophysiological experiments on cells which have been transfected with the hERG channel, by so-called whole-cell patch clamping (G. J. Diaz et al., *Journal of Pharmacological and Toxicological Methods*, 50 (2004), 187-199);
- vii. high free fraction in brain, i.e. the fraction of the compound bound to proteins should be low;
- viii. low lipophilicity.

Brief Description of the Invention

The present invention is thus based on the object of providing compounds which selectively bind to the dopamine D3 receptor at low concentrations.

The compounds are further intended to display at least one of the properties i. to viii. mentioned above, in particular high selectivity with regard to dopamine D3 receptor vs. dopamine D2 receptor, enhanced metabolic stability, in particular microsomal stability, cytosolic stability or hepatocyte stability, low affinity to the HERG receptor, low inhibition of cytochrome P450 (CYP) enzymes, suitable solubility in water and suitable pharmacokinetics.

This object and further objects are achieved by the compounds of the general formula I described below, the N-oxides and the pharmaceutically suitable salts thereof:



10 where

m is 1 or 2,

n is 1 or 2,

A is selected from the group consisting of CH₂, CH₂CH₂, CHFCH₂ and CF₂CH₂,

15 R¹ is an oxygen containing cyclic radical selected from oxetanyl, fluorinated oxetanyl, oxolanyl, fluorinated oxolanyl, C₃-C₆ cycloalkyl, which carries one or two oxygen containing radical selecteds from the group consisting of OH, C₁-C₂-alkoxy, fluorinated C₁-C₂-alkoxy, and a carbonyl oxygen, and which may additionally carry 1 or 2 radicals selected from fluorine, C₁-C₂-alkyl and
20 fluorinated C₁-C₂-alkyl;

R² is selected from the group consisting of hydrogen and fluorine,

R^{3a} is selected from the group consisting of hydrogen and methyl,

R^{3b} is selected from the group consisting of hydrogen and methyl,

R⁴ is branched C₄-C₆ alkyl or branched fluorinated C₄-C₆ alkyl, and

25 R⁵ is selected from the group consisting of C₁-C₆ alkyl, fluorinated C₁-C₃ alkyl, C₁-C₂-alkoxy-C₁-C₄-alkyl, fluorinated C₁-C₂-alkoxy-C₁-C₄-alkyl, hydroxy-C₁-C₄-alkyl, fluorinated hydroxy-C₁-C₄-alkyl, oxetanyl, fluorinated oxetanyl,

oxolanyl, fluorinated oxolanyl, C₃-C₅ cycloalkyl, fluorinated C₃-C₅ cycloalkyl, C₃-C₅ cycloalkyl-C₁-C₄-alkyl, fluorinated C₃-C₅ cycloalkyl-C₁-C₄-alkyl, C₃-C₅ cycloalkoxy-C₁-C₄-alkyl and fluorinated C₃-C₅ cycloalkoxy-C₁-C₄-alkyl, where the cycloalkyl moiety in the last six mentioned groups of radicals
5 may carry 1 or 2 radicals selected from hydroxyl, C₁-C₂-alkoxy, fluorinated C₁-C₂-alkoxy, C₁-C₂-alkyl and fluorinated C₁-C₂-alkyl, where the cycloalkoxy moiety in the last two mentioned radicals may carry 1 or 2 radicals selected from hydroxyl, C₁-C₂-alkoxy, fluorinated C₁-C₂-alkoxy, C₁-C₂-alkyl and fluorinated C₁-C₂-alkyl.

10

The present invention therefore relates to the compounds of the general formula I, the N-oxides and the pharmaceutically acceptable salts of the compounds of formula I, the prodrugs of the compounds of formula I and the pharmaceutically acceptable salts of said N-oxides and prodrugs of the compounds of formula I. The present invention in
15 particular relates to the compounds of the general formula I and to their pharmaceutically acceptable salts.

The present invention therefore relates to the compounds of the general formula I, the N-oxides and the pharmaceutically acceptable salts of the compounds of formula I, the prodrugs of the compounds of formula I and the pharmaceutically acceptable salts of
20 said N-oxides and prodrugs of the compounds of formula I for the use as a medicament.

The present invention also relates to the compounds of the general formula I, the N-oxides, the pharmaceutically acceptable salts of the compounds of formula I, the prodrugs of the compounds of formula I and the pharmaceutically acceptable salts of said N-oxides or prodrugs of the compounds of formula I for the use in the treatment of a medi-
25 cal disorder susceptible to treatment with a dopamine D₃ receptor ligand, in particular from a disorder selected from neurological and psychiatric disorders which can be treated by modulation of the dopamine D₃ receptor, in particular by at least partially antagonizing the dopamine D₃ receptor.

The compounds of the formula I, their pharmaceutically acceptable salts, their
30 N-oxides and their prodrugs, and the pharmaceutically acceptable salts of said N-oxides or prodrugs selectively bind to the dopamine D₃ receptor even at low concentrations, and are in particular at least partial antagonists of the D₃ receptor.

They are additionally distinguished by a high selectivity in relation to binding to the dopamine D3 receptor vis-à-vis binding to dopamine D2 receptor or adrenergic or serotonergic receptors such as alpha-1, alpha-2, 5HT1 and 5HT2. The compounds of the invention may additionally have one or more of the above mentioned properties ii. to viii.

5 The compounds of the formula I, their pharmaceutically acceptable salts, their N-oxides, their prodrugs, and the pharmaceutically acceptable salts of said N-oxides, and prodrugs are therefore particularly suitable for treating disorders and conditions in creatures, especially human creatures, which can be treated or controlled by modulation of the dopamine D3 receptor.

10 The diseases which respond to the influence of dopamine D3 receptor ligands or agonists include disorders and diseases of the central nervous system, in particular affective disturbances, neurotic disturbances, stress disturbances and somatoform disturbances and psychoses, and especially Parkinson's disease, schizophrenia, major depressive disorder (depression), motivation disturbances, bipolar disorder, disorders related to substance abuse (also termed drug abuse), eating disorders, cognitive dysfunction, in particular cognitive dysfunction associated with schizophrenia or dementia, anxiety, attention deficit disorder with or without hyperactivity, personality disorder and dyskinesia, in particular L-DOPA induced dyskinesia (LID). In addition, D3-mediated diseases may include disturbances of kidney function, i.e. renal function disorders, in particular kidney function disturbances which are caused by diabetes such as diabetes mellitus, also termed
15 20 as diabetic nephropathy. It may also be possible to ameliorate pain by administering dopamine D3 receptor ligands.

The invention therefore also relates to the use of the compounds of the formula I, their N-oxides, prodrugs and their pharmaceutically acceptable salts and the pharmaceutically acceptable salts of said N-oxides or prodrugs, for the manufacture of a medicament, in particular of a medicament which is suitable for the treatment of a disorder or a condition which can be treated by modulation of the dopamine D3 receptor.
25

The invention further relates to a medicament, in particular a medicament which is suitable for the treatment of a disorder or a condition which can be treated by modulation of the dopamine D3 receptor and in particular by at least partially antagonizing the dopamine D3 receptor. The medicament comprises at least one compound of the formula I, as described herein, or an N-oxide, or a prodrug of said compound I, or a pharmaceuti-
30

cally acceptable salt of the compound of the formula I or a pharmaceutically acceptable salt of the N-oxide, or the prodrug of compound of the formula I.

Detailed Description of the Invention

5

The terms "compound of the formula I" and "compounds I" are used as synonyms.

The term "prodrugs" means compounds which are metabolized in vivo to the compounds I of the invention. Typical examples of prodrugs are described in C.G. Wermuth (editor): The Practice of Medicinal Chemistry, Academic Press, San Diego, 1996, pages 671-715. These include for example phosphates, carbamates, amino acids, esters, amides, peptides, ureas and the like. Suitable prodrugs in the present case may be for example derivatives of those compounds I carrying an OH group, where the OH group forms an ester linkage, i.e. where the hydrogen atom of the OH group is substituted by a C₁-C₄-alkylcarbonyl group, e.g. by acetyl, propionyl, n-propylcarbonyl, isopropylcarbonyl, n-butylcarbonyl or tert-butylcarbonyl (pivaloyl), by benzoyl, or by an acyl group derived from an amino acid, e.g. glycine, alanine, serine, phenylalanine and the like, which is linked to the oxygen or nitrogen of the OH group via the carbonyl group of the amino acid. Further suitable prodrugs are alkylcarbonyloxyalkyl carbonates of compounds I carrying an OH group in which the hydrogen atom of the OH group has been replaced by a group of the formula -C(=O)-O-CHR^p-O-C(=O)-R^q in which R^p and R^q are independently of one another C₁-C₄-alkyl. Such carbonates are described for example in J. Alexander, R. Cargill, S. R. Michelson, H. Schwam, J. Medicinal Chem. 1988, 31(2), 318-322. These groups can then be eliminated under metabolic conditions and result in compounds I. Therefore, said prodrugs and their pharmaceutically acceptable salts are also part of the invention.

10
15
20
25

The term "pharmaceutically acceptable salts" refers to cationic or anionic salts compounds, wherein the counter ion is derived from pharmaceutically acceptable non-toxic bases or acids including inorganic or organic bases and inorganic or organic acids.

As the compound of formula I or its prodrug, or N-oxide is basic, salts may be prepared from pharmaceutically acceptable non-toxic acids, including inorganic and organic acids. Such acids include acetic, trifluoroacetic acid, benzenesulfonic, benzoic, camphorsulfonic, citric, ethanesulfonic, fumaric, gluconic, glutamic, hydrobromic, hydro-

30

chloric, isethionic, lactic, maleic, malic, mandelic, methanesulfonic, mucic, nitric, pamoic, pantothenic, phosphoric, succinic, sulfuric, tartaric, p-toluenesulfonic acid, and the like. Particularly preferred are citric, hydrobromic, hydrochloric, maleic, phosphoric, sulfuric, fumaric, and tartaric acids. It will be understood that, as used herein, references to the
5 compounds of formula I are meant to also include the pharmaceutically acceptable salts.

The compounds of the invention may be in the form of a mixture of diastereomers, or of a mixture of diastereomers in which one of the two diastereomers is enriched, or of essentially diastereomerically pure compounds (diastereomeric excess de > 90%). The compounds are preferably in the form of essentially diastereomerically pure compounds
10 (diastereomeric excess de > 90%). The compounds I of the invention may furthermore be in the form of a mixture of enantiomers (for example as racemate), of a mixture of enantiomers in which one of the two enantiomers is enriched, or essentially in enantiomerically pure compounds (enantiomeric excess ee > 90%). It is preferred to employ the compounds enantiomerically pure or diastereomerically pure.

The present invention moreover relates to compounds as defined herein, wherein
15 one or more of the atoms depicted in formula I have been replaced by a stable isotope (e.g., hydrogen by deuterium, ^{12}C by ^{13}C , ^{14}N by ^{15}N , ^{16}O by ^{18}O) or by an instable isotope (e.g. ^{12}C by ^{11}C , ^{16}O by ^{15}O , ^{19}F by ^{18}F), preferably by a stable isotope, or enriched with regard to said isotope beyond the natural level. Of course, the compounds accord-
20 ing to the invention contain more of the respective isotope than this naturally occurs and thus is anyway present in the compounds I.

The compounds of the formula I and their salts in the solid form may exist in more than one crystal structure (polymorphism), and may also be in the form of hydrates or other solvates. The present invention includes any polymorph of the compound I or its
25 salt as well as any hydrate or other solvate.

In the context of the present description, unless stated otherwise, the terms "alkyl", "fluorinated alkyl", "alkoxy", "fluorinated alkoxy" and radicals derived therefrom, such as "hydroxyalkyl", "alkoxyalkyl", "fluorinated hydroxyalkyl" and "fluorinated alkoxyalkyl", represent groups of individual radicals. The groups of noncyclic radicals "alkyl",
30 "alkoxy", "fluorinated alkoxy", "hydroxyalkyl", "alkoxyalkyl", "fluorinated hydroxyalkyl" and "fluorinated alkoxyalkyl", always include both unbranched and branched "alkyl",

"alkoxy", "fluorinated alkoxy", "hydroxyalkyl", "alkoxyalkyl", "fluorinated hydroxyalkyl" and "fluorinated alkoxyalkyl", respectively.

The prefix C_n-C_m- indicates the respective number of carbons in the hydrocarbon unit. Unless indicated otherwise, fluorinated substituents usually have 1, 2, 3, 4, 5, 6 or 7
5 fluorine atoms.

Examples of meanings are:

Alkyl, and the alkyl moieties for example in alkoxy, alkoxyalkyl and hydroxyalkyl: saturated, straight-chain or branched hydrocarbon radicals having one or more C atoms, e.g. 1, 2, 3, 4, 5 or 6 carbon atoms. Examples of C₁-C₃-alkyl are methyl, ethyl, n-propyl
10 and 1-methylethyl.

Branched C₄-C₆ alkyl is a branched alkyl radical having 4, 5 or 6 carbon atoms. Examples of branched C₄-C₆-alkyl are 1-methylpropyl, 2-methylpropyl, 1,1-dimethylethyl (= tert.-butyl), 1-methylbutyl, 2-methylbutyl, 3-methylbutyl, 2,2-dimethylpropyl, 1-ethylpropyl, 1,1-dimethylpropyl, 1,2-dimethylpropyl, 1-methylpentyl, 2-methylpentyl,
15 3-methylpentyl, 4-methylpentyl, 1,1-dimethylbutyl, 1,2-dimethylbutyl, 1,3-dimethylbutyl, 2,2-dimethylbutyl, 2,3-dimethylbutyl, 3,3-dimethylbutyl, 1-ethylbutyl, 2-ethylbutyl, 1,1,2-trimethylpropyl, 1,2,2-trimethylpropyl, 1-ethyl-1-methylpropyl and 1-ethyl-2-methylpropyl.

Fluorinated alkyl and the alkyl moieties for example in fluorinated alkoxy, fluorinated alkoxyalkyl and fluorinated hydroxyalkyl: saturated, straight-chain or branched
20 hydrocarbon radicals having one or more C atoms, e.g. 1, 2, 3, 4, 5 or 6 carbon atoms, in particular 1 or 2 carbon atoms, where at least one of the hydrogen atoms of the hydrocarbon radical has been replaced by a fluorine atom, examples including fluoromethyl, difluoromethyl, trifluoromethyl, 2-fluoroethyl, 2,2-difluoroethyl, 2,2,2-trifluoroethyl, 1-
25 fluoroethyl, 1,1-difluoroethyl, 1,1,2,2-tetrafluoroethyl, pentafluoroethyl etc.

Branched fluorinated C₄-C₆ alkyl is a branched alkyl radical having 4, 5 or 6 carbon atoms, as defined above, where at least one of the hydrogen atoms of the branched alkyl radical has been replaced by a fluorine atom, examples including
1-(fluoromethyl)ethyl, 1-(difluoromethyl)ethyl, 1-(trifluoromethyl)ethyl, 1,1,1,3,3,3-
30 hexafluoro-2-propyl, heptafluoro-2-propyl, 1-(fluoromethyl)-1-propyl, 1-(difluoromethyl)-1-propyl, 1-(trifluoromethyl)-1-propyl, 2-(fluoromethyl)-2-propyl, 2-(difluoromethyl)-2-propyl and 2-(trifluoromethyl)-2-propyl.

C₁-C₂-alkoxy is methoxy and ethoxy.

C₁-C₂-alkoxy-C₁-C₂-alkyl is methoxymethyl, ethoxymethyl, 1-methoxyethyl, 2-methoxyethyl, 1-ethoxyethyl and 2-ethoxyethyl.

C₁-C₂-alkoxy-C₁-C₄-alkyl: C₁-C₂-alkoxy-C₁-C₂-alkyl as mentioned above and also,
5 for example 2-(methoxy)propyl, 2-(ethoxy)propyl, 3-(methoxy)propyl, 3-(ethoxy)propyl, 2-(methoxy)butyl, 2-(ethoxy)butyl, 3-(methoxy)butyl, 3-(ethoxy)butyl, 4-(methoxy)butyl and 4-(ethoxy)butyl.

Hydroxyalkyl: an alkyl radical ordinarily having 1, 2, 3 or 4 C atoms, in which one hydrogen atom is replaced by an OH radical. Examples thereof are hydroxymethyl, 1-
10 hydroxyethyl, 2-hydroxyethyl, 1-hydroxypropyl, 2-hydroxypropyl, 1-methyl-1-hydroxyethyl, 1-methyl-2-hydroxyethyl, 3-hydroxypropyl, 2-hydroxybutyl, 3-hydroxybutyl, 4-hydroxybutyl, 1-methyl-2-hydroxypropyl, 1,1-dimethyl-2-hydroxyethyl, 1-methyl-1-hydroxypropyl etc.

Fluorinated alkoxy is an alkoxy radical as described above, in which the hydrogen
15 atoms of these groups are partly or completely replaced by fluorine atoms, i.e. for example fluorinated C₁-C₂-alkoxy, such as fluoromethoxy, difluoromethoxy, trifluoromethoxy, 2-fluoroethoxy, 2,2-difluoroethoxy, 2,2,2-trifluoroethoxy, 1,1,2,2-terfluoroethoxy and pentafluoroethoxy.

Fluorinated alkoxyalkyl is an alkoxyalkyl radical as described above, in which the
20 hydrogen atoms of the alkoxy part and/or of the alkyl part are partly or completely replaced by fluorine atoms, i.e. for example fluorinated C₁-C₂-alkoxy-C₁-C₂-alkyl-, such as fluoromethoxymethyl, difluoromethoxymethyl, trifluoromethoxymethyl, 2-fluoroethoxymethyl, 2,2-difluoroethoxymethyl, 2,2,2-trifluoroethoxymethyl, 1,1,2,2-terfluoroethoxymethyl, pentafluoroethoxymethyl, 1-(fluoromethoxy)ethyl, 1-
25 (difluoromethoxy)ethyl, 1-(trifluoromethoxy)ethyl, 1-(2-fluoroethoxy)ethyl, 1-(2,2-difluoroethoxy)ethyl, 1-(2,2,2-trifluoroethoxy)ethyl, 1-(1,1,2,2-terfluoroethoxy)ethyl, 1-(pentafluoroethoxy)ethyl, 2-(fluoromethoxy)ethyl, 2-(difluoromethoxy)ethyl, 2-(trifluoromethoxy)ethyl, 2-(2-fluoroethoxy)ethyl, 2-(2,2-difluoroethoxy)ethyl, 2-(2,2,2-trifluoroethoxy)ethyl, 2-(1,1,2,2-
30 terfluoroethoxy)ethyl, 2-(pentafluoroethoxy)ethyl, methoxyfluoroethyl, ethoxyfluoromethyl, methoxydifluoromethyl, ethoxydifluoromethyl, difluoromethoxyfluoroethyl, 2,2,2-trifluoroethoxyfluoromethyl, difluoromethoxydifluoromethyl, 2,2,2-

trifluoroethoxydifluoromethyl, 2-methoxy-1-fluoroethyl, 2-ethoxy-1-fluoroethyl, 2-difluoromethoxy-1-fluoroethyl, 2-(2,2-difluoroethoxy)-1-fluoroethyl, 2-(2,2,2-trifluoroethoxy)-1-fluoroethyl, 2-methoxy-1,1-difluoroethyl, 2-ethoxy-1,1-difluoroethyl, 2-difluoromethoxy-1,1-difluoroethyl, 2-(2,2-difluoroethoxy)-1,1-difluoroethyl and 2-(2,2,2-trifluoroethoxy)-1,1-difluoroethyl. Examples of fluorinated C₁-C₂-alkoxy-C₁-C₄-alkyl are fluorinated C₁-C₂-alkoxy-C₁-C₂-alkyl as defined above and also for example 3-(fluoromethoxy)propyl, 3-(difluoromethoxy)propyl, 3-(trifluoromethoxy)propyl, 3-(2-fluoroethoxy)propyl, 3-(2,2-difluoroethoxy)propyl, 3-(2,2,2-trifluoroethoxy)propyl, 3-(1,1,2,2-terafluoroethoxy)propyl, 3-(pentafluoroethoxy)propyl, 2-fluoro-3-methoxypropyl, 2-fluoro-3-ethoxypropyl, 2,2-difluoro-3-methoxypropyl, 3-difluoromethoxy-2,2-difluoropropyl, 2-fluoro-3-(fluoromethoxy)propyl, 4-(fluoromethoxy)butyl, 4-(difluoromethoxy)butyl, 4-(trifluoromethoxy)butyl, 4-(2-fluoroethoxy)butyl, 4-(2,2-difluoroethoxy)butyl, 4-(2,2,2-trifluoroethoxy)butyl, 4-(1,1,2,2-terafluoroethoxy)butyl, 4-(pentafluoroethoxy)butyl, 1-fluoro-4-methoxybutyl, 2-fluoro-4-methoxybutyl, 3-fluoro-4-methoxybutyl, 2-fluoro-3-ethoxypropyl, 2-fluoro-3-fluoromethoxy-2-methyl-butyl, 2,2-difluoro-3-methoxybutyl, 4-difluoromethoxy-2,2-difluorobutyl, 2-fluoro-4-(fluoromethoxy)butyl.

C₃-C₆ cycloalkyl is a cycloaliphatic radical having 3, 4, 5 or 6 carbon atoms as ring members, while C₃-C₅ cycloalkyl is a cycloaliphatic radical having 3, 4 or 5 carbon atoms as ring members, examples including cyclopropyl, cyclobutyl, cyclopentyl and cyclohexyl.

Fluorinated C₃-C₅ cycloalkyl is a C₃-C₅ cycloalkyl radical as defined above, in which the hydrogen atoms of the cycloalkoxy part and/or of the alkyl part are partly or completely replaced by fluorine atoms, examples including 1-fluorocyclopropyl, 2-fluorocyclopropyl, 2,2-difluorocyclopropyl, 1-fluorocyclobutyl, 2-fluorocyclobutyl, 2,2-difluorocyclobutyl, 3-fluorocyclobutyl, 3,3-difluorocyclobutyl, 1-fluorocyclopentyl, 2-fluorocyclopentyl, 3-fluorocyclopentyl, 2,2-difluorocyclopentyl, 2,3-difluorocyclopentyl, etc..

C₃-C₅ cycloalkyl-C₁-C₄-alkyl is a C₁-C₄-alkyl radical as defined above, where one hydrogen atom is replaced by a cycloalkyl radical, examples including cyclopropylmethyl, cyclobutylmethyl, 1-cyclopropylethyl, 2-cyclopropylethyl, 1-cyclobutylethyl, 2-cyclobutylethyl, cyclopentylmethyl, 1-cyclopentylethyl and 2-cyclopentylethyl.

Fluorinated C₃-C₅ cycloalkyl-C₁-C₄-alkyl is a C₃-C₅ cycloalkoxy-C₁-C₄-alkyl radical as defined above, in which the hydrogen atoms of the cycloalkyl part and/or of the alkyl part are partly or completely replaced by fluorine atoms.

C₃-C₅ cycloalkoxy-C₁-C₄-alkyl is a C₁-C₄-alkyl radical as defined above, where one
5 hydrogen atom is replaced by a cycloalkoxy radical such as cyclopropyloxy, cyclobutyloxy or cyclopentyloxy, examples including cyclopropoxymethyl, cyclobutoxymethyl, 1-cyclopropoxyethyl, 2-cyclopropoxyethyl, 1-cyclobutoxyethyl, 2-cyclobutoxyethyl cyclopentoxymethyl, 1-cyclopentoxyethyl and 2-cyclopentoxyethyl.

Fluorinated C₃-C₅ cycloalkoxy-C₁-C₄-alkyl is a C₃-C₅ cycloalkoxy-C₁-C₄-alkyl radical as defined above, in which the hydrogen atoms of the cycloalkoxy part and/or of the
10 alkyl part are partly or completely replaced by fluorine atoms.

Examples of oxetanyl include 2-oxetanyl and 3-oxetanyl. Fluorinated oxetanyl includes e.g. 2-fluoro-2-oxethanyl, 3-fluoro-2-oxetanyl, 3,3-difluoro-2-oxetanyl, 2-fluorooxetan-3-yl, 3-fluorooxetan-3-yl and 2,2-difluorooxetan-3-yl.

Examples of oxolanyl include 2-oxolanyl and 3-oxolanyl. Fluorinated oxolanyl includes e.g. 2-fluoro-2-oxolanyl, 3-fluoro-2-oxolanyl, 4-fluoro-2-oxolanyl, 5-fluoro-2-oxolanyl, 2-fluoro-3-oxolanyl, 3-fluoro-3-oxolanyl, 4-fluoro-3-oxolanyl, 5-fluoro-3-oxolanyl, 3,3-difluoro-2-oxolanyl, 4,4-difluoro-2-oxolanyl, 5,5-difluoro-2-oxolanyl, 2,2-difluoro-3-oxolanyl, 4,4-difluoro-3-oxolanyl and 5,5-difluoro-3-oxolanyl.

20 In relation to their intended use, the variables m, n, A, R¹, R², R^{3a}, R^{3b}, R⁴ and R⁵ in formula I in particular have the following meanings, where these represent, both considered on their own and in combination with at least one other or all, special embodiments of the compounds of the formula I:

In a first group of particular embodiments, R¹ in formula I is selected from the
25 group consisting of C₃-C₆ cycloalkyl, which carries one oxygen containing radical selected from the group consisting of OH, methoxy, and a carbonyl oxygen, and which may additionally carry 1 radical selected from fluorine, C₁-C₂-alkyl and fluorinated C₁-C₂-alkyl. More particularly, R¹ is selected from the group consisting of C₃-C₆ cycloalkyl, which carries one hydroxyl group, and which may additionally carry 1 radical selected
30 from fluorine, C₁-C₂-alkyl and fluorinated C₁-C₂-alkyl. Particularly preferred examples of R¹ include 1-hydroxycyclopropyl, 2-hydroxycyclopropyl, 1-hydroxycyclobutyl, 2-hydroxycyclobutyl, 3-hydroxycyclobutyl, 3-hydroxy-3-(trifluoromethyl)cyclobutyl, 2-

oxocyclobutyl, 3-hydroxycyclopentyl, 2-hydroxycyclopentyl, 3-hydroxycyclohexyl, 4-hydroxycyclohexyl, 4-methoxycyclohexyl and 4-oxocyclohexyl. Especially R^1 is cis- or trans-3-hydroxycyclobutyl, cis- or trans-3-hydroxycyclopentyl, cis- or trans-3-hydroxycyclohexyl or cis- or trans-4-hydroxycyclohexyl. In a very special group of embodiments, R^1 is trans-4-hydroxycyclohexyl. In another very special group of embodiments R^1 is cis-4-hydroxycyclohexyl. In a further very special group of embodiments, R^1 is trans-3-hydroxycyclobutyl. In yet a further very special group of embodiments R^1 is cis-3-hydroxycyclobutyl.

In a second group of particular embodiments, R^1 in formula I is selected from the group consisting of oxetanyl and oxolanyl. More particularly, R^1 is selected from the group consisting of 2-oxetanyl and 3-oxetanyl.

R^2 is in particular hydrogen.

In a particular group of embodiments, the variable m in formula I is 2.

In another particular group of embodiments, the variable m in formula I is 1.

In a particular group of embodiments, the variable n in formula I is 2.

In a special group of embodiments, the both variables m and n in formula I are 2.

In another special group of embodiments, the both variables m and n in formula I are 1.

In another special group of embodiments, the variable m in formula I is 2 while the variable n is 1.

In particular groups of embodiments of the invention, both R^{3a} and R^{3b} are hydrogen or one of R^{3a} and R^{3b} is methyl, while the other is hydrogen.

In a special group of embodiments of the invention, both R^{3a} and R^{3b} in formula I are hydrogen.

In another special groups of embodiments of the invention one of R^{3a} and R^{3b} in formula I is methyl, while the other is hydrogen.

If R^{3a} is methyl, the carbon atom bearing the radical R^{3a} is an asymmetric centre and thus said carbon atom may adopt either S-configuration or R-configuration. The invention thus relates both to the essentially pure R-enantiomer (enantiomeric excess $ee > 90\%$), i.e. to the compounds of formula I, where R^{3a} is methyl and the carbon atom bearing the radical R^{3a} has R-configuration, and to the essentially pure S-enantiomer (enantiomeric excess $ee > 90\%$), i.e. to the compounds of formula I, where R^{3a} is methyl

and the carbon atom bearing the radical R^{3a} has S-configuration. The invention also relates to racemic mixtures of said R-enantiomer and said S-enantiomer as well as to non-racemic mixtures, which are enriched with regard to either said R-enantiomer or said S-enantiomer.

5 Likewise, if R^{3b} is methyl, the carbon atom bearing the radical R^{3b} is an asymmetric centre and thus said carbon atom may adopt either S-configuration or R-configuration. The invention thus relates both to the essentially pure R-enantiomer (enantiomeric excess $ee > 90\%$), i.e. to the compounds of formula I, where R^{3b} is methyl and the carbon atom bearing the radical R^{3b} has R-configuration, and to the essentially pure S-enantiomer (en-

10 antiomeric excess $ee > 90\%$), i.e. to the compounds of formula I, where R^{3b} is methyl and the carbon atom bearing the radical R^{3a} has S-configuration. The invention also relates to racemic mixtures of said R-enantiomer and said S-enantiomer as well as to non-racemic mixtures, which are enriched with regard to either said R-enantiomer or said S-enantiomer.

15 In particular groups of embodiments, the variable A in formula I is CH_2 .

In further particular groups of embodiments, the variable A in formula I is CH_2CH_2 , $CHFCH_2$ or CF_2CH_2 . If A is CHF_2CH , then the CH_2 -group of A is preferably attached to the nitrogen. If A is CF_2CH_2 , then the CH_2 -group of A is preferably attached to the nitrogen. Especially, A is CH_2 .

20 In particular groups of embodiments, the variable R^4 in formula I is attached to the pyrimidine ring by a tertiary carbon atom such as in tert.-butyl or 2-methyl-2-butyl. In particular, the variable R^4 in formula I is tert.-butyl.

A special group 1.1 of embodiments relates to compounds of the formula I, where

- A is CH_2 , CH_2CH_2 , $CHFCH_2$ or CF_2CH_2 and especially CH_2 ;
- 25 R^1 is 4-hydroxycyclohexyl, 3-hydroxycyclobutyl, or 3-(trifluoromethyl)-3-hydroxycyclobutyl;
- R^2 is hydrogen;
- R^{3a} and R^{3b} are hydrogen or either R^{3a} is methyl and R^{3b} is hydrogen or R^{3a} is hydrogen and R^{3b} is methyl; and
- 30 R^4 is tert-butyl.

A further special group 1.2 of embodiments relates to compounds of the formula I, where

A is CH₂;

R¹ is trans 4-hydroxycyclohexyl or trans 3-hydroxycyclobutyl;

R² is hydrogen;

R^{3a} and R^{3b} are hydrogen or either R^{3a} is methyl and R^{3b} is hydrogen or R^{3a} is hydrogen and R^{3b} is methyl; and

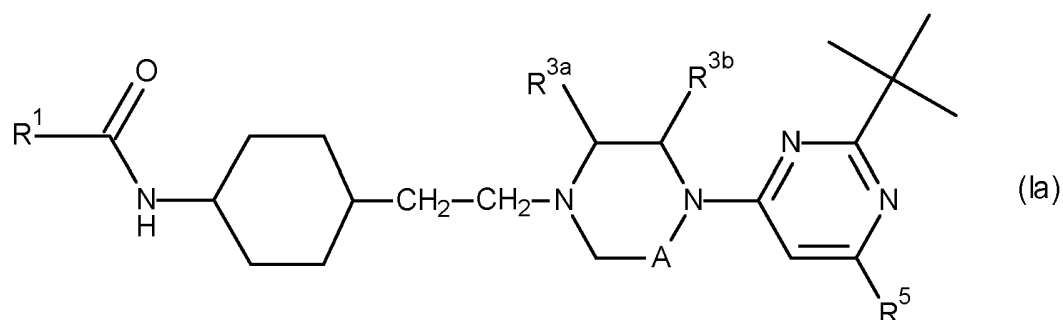
R⁴ is tert-butyl.

In particular groups of embodiments, especially in the embodiments 1.1 and 1.2, the variable R⁵ in formula I is preferably selected from the group consisting of C₁-C₆ alkyl, fluorinated C₁-C₃ alkyl, and C₃-C₅ cycloalkyl, which is unsubstituted or carries 1 or 2 radicals selected from fluorine, C₁-C₂-alkyl and fluorinated C₁-C₂-alkyl. In these groups of embodiments, R⁵ is in particular selected from the group consisting of difluoromethyl, trifluoromethyl, isopropyl, tert.-butyl, cyclopropyl, 1-methylcyclopropyl, 1-fluorocyclopropyl, 2-fluorocyclopropyl, 2,2-difluorocyclopropyl, cyclobutyl, 1-fluorocyclobutyl, 3,3-difluorocyclobutyl, and cyclopentyl and even more particularly selected from the group consisting of cyclobutyl, difluoromethyl, trifluoromethyl, isopropyl and tert.-butyl and especially cyclobutyl.

In another particular groups of embodiments, the variable R⁵ in formula I is selected from the group consisting of C₁-C₂-alkoxy-C₁-C₂-alkyl, fluorinated C₁-C₂-alkoxy-C₁-C₂-alkyl and hydroxy-C₁-C₄-alkyl, especially from the group consisting of C₁-C₂-alkoxy-C₁-C₂-alkyl and hydroxy-C₁-C₄-alkyl. In these groups of embodiments, R⁵ is in particular selected from the group consisting of methoxymethyl, ethoxymethyl, 2-methoxyethyl, difluoromethoxymethyl, 2-(difluoromethoxy)ethyl, trifluoromethoxymethyl, 2-(trifluoromethoxy)ethyl, methoxydifluoromethyl, ethoxydifluoromethyl, 2-methoxy-1,1-difluoroethyl, hydroxymethyl, 2-hydroxyethyl, 2-hydroxypropyl and 2-hydroxy-2-methylpropyl, especially from the group consisting of methoxymethyl, ethoxymethyl, 2-methoxyethyl, 2-hydroxyethyl, 2-hydroxypropyl and 2-hydroxy-2-methylpropyl.

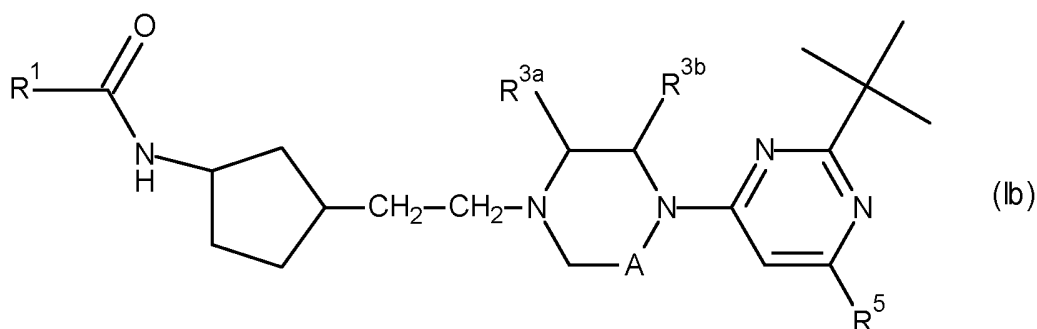
In yet a further particular groups of embodiments, the variable R⁵ in formula I is selected from the group consisting of oxetanyl, fluorinated oxetanyl, oxolanyl, fluorinated oxolanyl, and C₃-C₅ cycloalkyl, which carries 1 or 2 radicals selected from hydroxyl, C₁-C₂-alkoxy and fluorinated C₁-C₂-alkoxy. In these groups of embodiments, R⁵ is in particular selected from the group consisting of 2-oxetanly, 3-oxetanly, 2-oxolanyl, 3-oxolanyl, 3-methoxycyclobutyl and 3-hydroxycyclobutyl.

A particular group (A) of embodiments of the invention relates to compounds of the formula Ia



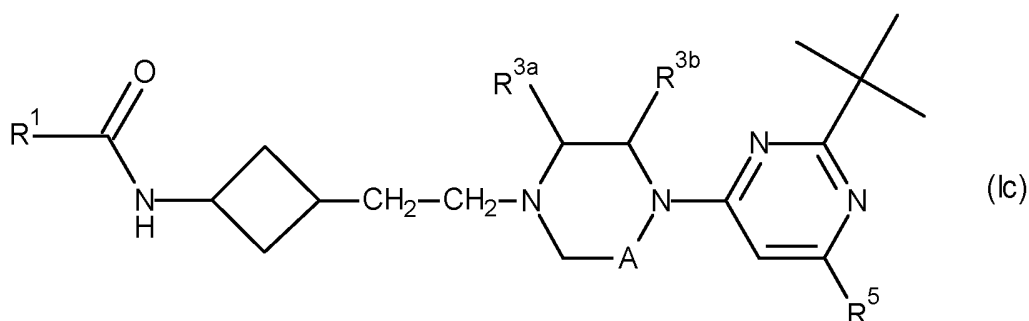
where R^1 , R^{3a} , R^{3b} , R^5 and A are as defined above, the physiologically tolerated salts of these compounds and the N-oxides thereof.

Another particular group (B) of embodiments of the invention relates to compounds of the formula Ib



where R^1 , R^{3a} , R^{3b} , R^5 and A are as defined above, the physiologically tolerated salts of these compounds and the N-oxides thereof.

Another particular group (C) of embodiments of the invention relates to compounds of the formula Ic



where R^1 , R^{3a} , R^{3b} , R^5 and A are as defined above, the physiologically tolerated salts of these compounds and the N-oxides thereof.

Special groups A-1.1, B-1.1 and C-1.1 of embodiments relates to compounds of the formulae Ia, Ib and Ic, respectively, where

A is CH_2 , CH_2CH_2 , CHFCH_2 or CF_2CH_2 , in particular CH_2 ;

5 R^1 is 4-hydroxycyclohexyl, 3-hydroxycyclobutyl, or 3-(trifluoromethyl)-3-hydroxycyclobutyl;

R^2 is hydrogen;

R^{3a} and R^{3b} are hydrogen or either R^{3a} is methyl and R^{3b} is hydrogen or R^{3a} is hydrogen and R^{3b} is methyl; and

R^5 is as defined above.

10 Further special groups A-1.2, B-1.2 and C-1.2 of embodiments relates to compounds of the formulae Ia, Ib and Ic, respectively, where

A is CH_2 ;

R^1 is trans 4-hydroxycyclohexyl or trans 3-hydroxycyclobutyl,;

R^2 is hydrogen;

15 R^{3a} and R^{3b} are hydrogen or either R^{3a} is methyl and R^{3b} is hydrogen or R^{3a} is hydrogen and R^{3b} is methyl;

R^4 is tert-butyl; and

R^5 is as defined above.

In particular groups of embodiments, especially in the embodiments of groups A-20 1.1, B-1.1, C-1.1, A-1.2, B-1.2 and C-1.2, the variable R^5 in formulae Ia, Ib and Ic is preferably selected from the group consisting of C_1 - C_6 alkyl, fluorinated C_1 - C_3 alkyl, and C_3 - C_5 cycloalkyl, which is unsubstituted or carries 1 or 2 radicals selected from fluorine, C_1 - C_2 -alkyl and fluorinated C_1 - C_2 -alkyl. In these groups of embodiments, R^5 is in particular selected from the group consisting of difluoromethyl, trifluoromethyl, isopropyl, 25 tert.-butyl, cyclopropyl, 1-methylcyclopropyl, 1-fluorocyclopropyl, 2-fluorocyclopropyl, 2,2-difluorocyclopropyl, cyclobutyl, 1-fluorocyclobutyl, 3,3-difluorocyclobutyl, and cyclopentyl and even more particularly selected from the group consisting of cyclobutyl, difluoromethyl, trifluoromethyl, isopropyl and tert.-butyl and especially cyclobutyl.

In another particular groups of embodiments, especially in the embodiments of 30 groups A-1.1, B-1.1, C-1.1, A-1.2, B-1.2 and C-1.2, the variable R^5 in formulae Ia, Ib and Ic is selected from the group consisting of C_1 - C_2 -alkoxy- C_1 - C_2 -alkyl, fluorinated C_1 - C_2 -alkoxy- C_1 - C_2 -alkyl and hydroxy- C_1 - C_4 -alkyl, especially from the group consisting of

C₁-C₂-alkoxy-C₁-C₂-alkyl and hydroxy-C₁-C₄-alkyl. In these groups of embodiments, R⁵ is in particular selected from the group consisting of methoxymethyl, ethoxymethyl, 2-methoxyethyl, difluoromethoxymethyl, 2-(difluoromethoxy)ethyl, trifluoromethoxymethyl, 2-(trifluoromethoxy)ethyl, methoxydifluoromethyl, ethoxydifluoromethyl, 2-methoxy-1,1-difluoroethyl, hydroxymethyl, 2-hydroxyethyl, 2-hydroxypropyl and 2-hydroxy-2-methylpropyl, especially from the group consisting of methoxymethyl, ethoxymethyl, 2-methoxyethyl, 2-hydroxyethyl, 2-hydroxypropyl and 2-hydroxy-2-methylpropyl.

In yet a further particular groups of embodiments, especially in the embodiments of groups A-1.1, B-1.1, C-1.1, A-1.2, B-1.2 and C-1.2, the variable R⁵ in in formulae Ia, Ib and Ic is selected from the group consisting of oxetanyl, fluorinated oxetanyl, oxolanyl, fluorinated oxolanyl, and C₃-C₅ cycloalkyl, which carries 1 or 2 radicals selected from hydroxyl, C₁-C₂-alkoxy and fluorinated C₁-C₂-alkoxy. In these groups of embodiments, R⁵ is in particular selected from the group consisting of 2-oxetanyl, 3-oxetanyl, 2-oxolanyl, 3-oxolanyl, 3-methoxycyclobutyl and 3-hydroxycyclobutyl.

More particularly, R⁵ in formula I and likewise in formulae Ia, Ib and Ic and especially in the embodiments of groups A-1.1, B-1.1, C-1.1, A-1.2, B-1.2 and C-1.2, is cyclobutyl, difluoromethyl, trifluoromethyl, isopropyl and tert.-butyl. Especially, R⁵ in formula I and likewise in formulae Ia, Ib and Ic especially in the embodiments of groups A-1.1, B-1.1, C-1.1, A-1.2, B-1.2 and C-1.2, is cyclobutyl.

In formula I and likewise in formulae Ia, Ib and Ic, the radical R¹-C(=O)-NH and the radical R² be located either cis or trans with respect to each other. The invention thus relates both to the essentially pure cis-isomer (cis/trans ratio is at least 9:1) and to the essentially pure trans-isomer (cis/trans ratio is at most 1:9) and. The invention also relates to mixtures of said cis-isomer and said trans isomer where the cis/trans ratio is from 1:9 to 9:1.

In a particular group of embodiments, the radical R¹-C(=O)-NH and the radical R² predominately adopt cis-configuration. In this embodiment, the cis/trans-ratio is at least 8:1, in particular at least 9:1 and especially at least 95:5.

In another particular group of embodiments, the radical R¹-C(=O)-NH and the radical R² predominately adopt trans-configuration. In this embodiment, the cis/trans-ratio is at most 1:8, in particular at most 1:9 and especially at most 5:95.

Examples of compounds according to the present invention include but are not limited to the compounds of the formulae Ia, Ib, and Ic summarized in the following tables 1 to 36, where R^1 , R^{3a} , R^{3b} and R^5 are as defined in one row of table A. In table A, rows R^{3a} and R^{3b} , the prefixes (S), (R) and (rac) indicate, whether the compound is the essentially pure R- or S-enantiomer or whether the compound is racemic.

Table 1: Compounds of the formula Ia, where A is CH_2 and where R^1 , R^{3a} , R^{3b} and R^5 are as defined in one row of table A.

Table 2: Compounds of the formula Ia, where A is CH_2CH_2 and where R^1 , R^{3a} , R^{3b} and R^5 are as defined in one row of table A.

Table 3: Compounds of the formula Ia, where A is CF_2CH_2 , where the CH_2 group of CF_2CH_2 is attached to the nitrogen and where R^1 , R^{3a} , R^{3b} and R^5 are as defined in one row of table A.

Table 4: Compounds of the formula Ia, where A is $CHFCH_2$, where the CH_2 group of $CHFCH_2$ is attached to the nitrogen and where R^1 , R^{3a} , R^{3b} and R^5 are as defined in one row of table A.

Table 5: Compounds of the formula Ia, where A is CH_2 and where R^1 , R^{3a} , R^{3b} and R^5 are as defined in one row of table A and where the substituents on 1,4-cyclohexadiyl radical adopt cis-configuration.

Table 6: Compounds of the formula Ia, where A is CH_2CH_2 and where R^1 , R^{3a} , R^{3b} and R^5 are as defined in one row of table A and where the substituents on the 1,4-cyclohexadiyl radical predominately adopt cis-configuration.

Table 7: Compounds of the formula Ia, where A is CF_2CH_2 , where the CH_2 group of CF_2CH_2 is attached to the nitrogen and where R^1 , R^{3a} , R^{3b} and R^5 are as defined in one row of table A and where the substituents on the 1,4-cyclohexadiyl radical predominately adopt cis-configuration.

Table 8: Compounds of the formula Ia, where A is $CHFCH_2$, where the CH_2 group of $CHFCH_2$ is attached to the nitrogen and where R^1 , R^{3a} , R^{3b} and R^5 are as defined in one row of table A and where the substituents on the 1,4-cyclohexadiyl radical predominately adopt cis-configuration.

Table 9: Compounds of the formula Ia, where A is CH_2 and where R^1 , R^{3a} , R^{3b} and R^5 are as defined in one row of table A and where the substituents on the 1,4-cyclohexadiyl radical predominately adopt trans-configuration.

Table 10: Compounds of the formula Ia, where A is CH₂CH₂ and where R¹, R^{3a}, R^{3b} and R⁵ are as defined in one row of table A and where the substituents on the 1,4-cyclohexadiyl radical predominately adopt trans-configuration.

Table 11: Compounds of the formula Ia, where A is CF₂CH₂, where the CH₂ group of CF₂CH₂ is attached to the nitrogen and where R¹, R^{3a}, R^{3b} and R⁵ are as defined in one row of table A and where the substituents on the 1,4-cyclohexadiyl radical predominately adopt trans-configuration.

Table 12: Compounds of the formula Ia, where A is CHFCH₂, where the CH₂ group of CHFCH₂ is attached to the nitrogen and where R¹, R^{3a}, R^{3b} and R⁵ are as defined in one row of table A and where the substituents on the 1,4-cyclohexadiyl radical predominately adopt trans-configuration.

Table 13: Compounds of the formula Ib, where A is CH₂ and where R¹, R^{3a}, R^{3b} and R⁵ are as defined in one row of table A.

Table 14: Compounds of the formula Ib, where A is CH₂CH₂ and where R¹, R^{3a}, R^{3b} and R⁵ are as defined in one row of table A.

Table 15: Compounds of the formula Ib, where A is CF₂CH₂, where the CH₂ group of CF₂CH₂ is attached to the nitrogen and where R¹, R^{3a}, R^{3b} and R⁵ are as defined in one row of table A.

Table 16: Compounds of the formula Ib, where A is CHFCH₂, where the CH₂ group of CHFCH₂ is attached to the nitrogen and where R¹, R^{3a}, R^{3b} and R⁵ are as defined in one row of table A.

Table 17: Compounds of the formula Ib, where A is CH₂ and where R¹, R^{3a}, R^{3b} and R⁵ are as defined in one row of table A and where the substituents on the 1,3-cyclopentadiyl radical predominately adopt cis-configuration.

Table 18: Compounds of the formula Ib, where A is CH₂CH₂ and where R¹, R^{3a}, R^{3b} and R⁵ are as defined in one row of table A and where the substituents on the 1,3-cyclopentadiyl radical predominately adopt cis-configuration.

Table 19: Compounds of the formula Ib, where A is CF₂CH₂, where the CH₂ group of CF₂CH₂ is attached to the nitrogen and where R¹, R^{3a}, R^{3b} and R⁵ are as defined in one row of table A and where the substituents on the 1,3-cyclopentadiyl radical predominately adopt cis-configuration.

Table 20: Compounds of the formula Ib, where A is CHFCH₂, where the CH₂ group of CHFCH₂ is attached to the nitrogen and where R¹, R^{3a}, R^{3b} and R⁵ are as defined in one row of table A and where the substituents on the 1,3-cyclopentadiyl radical predominately adopt cis-configuration.

5 Table 21: Compounds of the formula Ib, where A is CH₂ and where R¹, R^{3a}, R^{3b} and R⁵ are as defined in one row of table A and where the substituents on the 1,3-cyclopentadiyl radical predominately adopt trans-configuration.

10 Table 22: Compounds of the formula Ib, where A is A is CH₂CH₂ and where R¹, R^{3a}, R^{3b} and R⁵ are as defined in one row of table A and where the substituents 1,3-cyclopentadiyl radical predominately adopt trans-configuration.

Table 23: Compounds of the formula Ib, where A is CF₂CH₂, where the CH₂ group of CF₂CH₂ is attached to the nitrogen and where R¹, R^{3a}, R^{3b} and R⁵ are as defined in one row of table A and where the substituents on the 1,3-cyclopentadiyl radical predominately adopt trans-configuration.

15 Table 24: Compounds of the formula Ib, where A is CHFCH₂, where the CH₂ group of CHFCH₂ is attached to the nitrogen and where R¹, R^{3a}, R^{3b} and R⁵ are as defined in one row of table A and where the substituents on the 1,3-cyclopentadiyl radical predominately adopt trans-configuration.

20 Table 25: Compounds of the formula Ic, where A is CH₂ and where R¹, R^{3a}, R^{3b} and R⁵ are as defined in one row of table A.

Table 26: Compounds of the formula Ic, where A is CH₂CH₂ and where R¹, R^{3a}, R^{3b} and R⁵ are as defined in one row of table A.

25 Table 27: Compounds of the formula Ic, where A is CF₂CH₂, where the CH₂ group of CF₂CH₂ is attached to the nitrogen and where R¹, R^{3a}, R^{3b} and R⁵ are as defined in one row of table A.

Table 28: Compounds of the formula Ic, where A is CHFCH₂, where the CH₂ group of CHFCH₂ is attached to the nitrogen and where R¹, R^{3a}, R^{3b} and R⁵ are as defined in one row of table A.

30 Table 29: Compounds of the formula Ic, where A is CH₂ and where R¹, R^{3a}, R^{3b} and R⁵ are as defined in one row of table A and where the substituents on the 1,3-cyclobutadiyl radical predominately adopt cis-configuration.

Table 30: Compounds of the formula Ic, where A is CH₂CH₂ and where R¹, R^{3a}, R^{3b} and R⁵ are as defined in one row of table A and where the substituents on the 1,3-cyclobutadiyl radical predominately adopt cis-configuration.

Table 31: Compounds of the formula Ic, where A is CF₂CH₂, where the CH₂ group of CF₂CH₂ is attached to the nitrogen and where R¹, R^{3a}, R^{3b} and R⁵ are as defined in one row of table A and where the substituents on the 1,3-cyclobutadiyl radical predominately adopt cis-configuration.

Table 32: Compounds of the formula Ic, where A is CHFCH₂, where the CH₂ group of CHFCH₂ is attached to the nitrogen and where R¹, R^{3a}, R^{3b} and R⁵ are as defined in one row of table A and where the substituents on the 1,3-cyclobutadiyl radical predominately adopt cis-configuration.

Table 33: Compounds of the formula Ic, where A is CH₂ and where R¹, R^{3a}, R^{3b} and R⁵ are as defined in one row of table A and where the substituents on the 1,3-cyclobutadiyl radical predominately adopt trans-configuration.

Table 34: Compounds of the formula Ic, where A is CH₂CH₂ and where R¹, R^{3a}, R^{3b} and R⁵ are as defined in one row of table A and where the substituents on the 1,3-cyclobutadiyl radical predominately adopt trans-configuration.

Table 35: Compounds of the formula Ic, where A is CF₂CH₂, where the CH₂ group of CF₂CH₂ is attached to the nitrogen and where R¹, R^{3a}, R^{3b} and R⁵ are as defined in one row of table A and where the substituents on the 1,3-cyclobutadiyl radical predominately adopt trans-configuration.

Table 36: Compounds of the formula Ic, where A is CHFCH₂, where the CH₂ group of CHFCH₂ is attached to the nitrogen and where R¹, R^{3a}, R^{3b} and R⁵ are as defined in one row of table A and where the substituents on the 1,3-cyclobutadiyl radical predominately adopt trans-configuration.

Table A:

#	R ¹	R ^{3a}	R ^{3b}	R ⁵
1.	cis-4-hydroxycyclohexyl	H	H	cyclobutyl
2.	cis-4-hydroxycyclohexyl	H	H	1-methylcyclopropyl
3.	cis-4-hydroxycyclohexyl	H	H	trifluoromethyl

#	R ¹	R ^{3a}	R ^{3b}	R ⁵
4.	cis-4-hydroxycyclohexyl	H	H	difluoromethyl
5.	cis-4-hydroxycyclohexyl	H	H	2-propyl
6.	cis-4-hydroxycyclohexyl	H	H	cyclopentyl
7.	cis-4-hydroxycyclohexyl	H	H	2-methyl-2-propyl
8.	cis-4-hydroxycyclohexyl	H	H	2-methoxyethyl
9.	cis-4-hydroxycyclohexyl	H	H	methoxymethyl
10.	trans-4-hydroxycyclohexyl	H	H	cyclobutyl
11.	trans-4-hydroxycyclohexyl	H	H	1-methylcyclopropyl
12.	trans-4-hydroxycyclohexyl	H	H	trifluoromethyl
13.	trans-4-hydroxycyclohexyl	H	H	difluoromethyl
14.	trans-4-hydroxycyclohexyl	H	H	2-propyl
15.	trans-4-hydroxycyclohexyl	H	H	cyclopentyl
16.	trans-4-hydroxycyclohexyl	H	H	2-methyl-2-propyl
17.	trans-4-hydroxycyclohexyl	H	H	2-methoxyethyl
18.	trans-4-hydroxycyclohexyl	H	H	methoxymethyl
19.	cis-4-hydroxycyclohexyl	H	(rac) CH ₃	cyclobutyl
20.	cis-4-hydroxycyclohexyl	H	(rac) CH ₃	1-methylcyclopropyl
21.	cis-4-hydroxycyclohexyl	H	(rac) CH ₃	trifluoromethyl
22.	cis-4-hydroxycyclohexyl	H	(rac) CH ₃	difluoromethyl
23.	cis-4-hydroxycyclohexyl	H	(rac) CH ₃	2-propyl
24.	cis-4-hydroxycyclohexyl	H	(rac) CH ₃	cyclopentyl
25.	cis-4-hydroxycyclohexyl	H	(rac) CH ₃	2-methyl-2-propyl
26.	cis-4-hydroxycyclohexyl	H	(rac) CH ₃	2-methoxyethyl
27.	cis-4-hydroxycyclohexyl	H	(rac) CH ₃	methoxymethyl
28.	trans-4-hydroxycyclohexyl	H	(rac) CH ₃	cyclobutyl
29.	trans-4-hydroxycyclohexyl	H	(rac) CH ₃	1-methylcyclopropyl
30.	trans-4-hydroxycyclohexyl	H	(rac) CH ₃	trifluoromethyl
31.	trans-4-hydroxycyclohexyl	H	(rac) CH ₃	difluoromethyl
32.	trans-4-hydroxycyclohexyl	H	(rac) CH ₃	2-propyl

#	R ¹	R ^{3a}	R ^{3b}	R ⁵
33.	trans-4-hydroxycyclohexyl	H	(rac) CH ₃	cyclopentyl
34.	trans-4-hydroxycyclohexyl	H	(rac) CH ₃	2-methyl-2-propyl
35.	trans-4-hydroxycyclohexyl	H	(rac) CH ₃	2-methoxyethyl
36.	trans-4-hydroxycyclohexyl	H	(rac) CH ₃	methoxymethyl
37.	cis-4-hydroxycyclohexyl	H	(S) CH ₃	cyclobutyl
38.	cis-4-hydroxycyclohexyl	H	(S) CH ₃	1-methylcyclopropyl
39.	cis-4-hydroxycyclohexyl	H	(S) CH ₃	trifluoromethyl
40.	cis-4-hydroxycyclohexyl	H	(S) CH ₃	difluoromethyl
41.	cis-4-hydroxycyclohexyl	H	(S) CH ₃	2-propyl
42.	cis-4-hydroxycyclohexyl	H	(S) CH ₃	cyclopentyl
43.	cis-4-hydroxycyclohexyl	H	(S) CH ₃	2-methyl-2-propyl
44.	cis-4-hydroxycyclohexyl	H	(S) CH ₃	2-methoxyethyl
45.	cis-4-hydroxycyclohexyl	H	(S) CH ₃	methoxymethyl
46.	trans-4-hydroxycyclohexyl	H	(S) CH ₃	cyclobutyl
47.	trans-4-hydroxycyclohexyl	H	(S) CH ₃	1-methylcyclopropyl
48.	trans-4-hydroxycyclohexyl	H	(S) CH ₃	trifluoromethyl
49.	trans-4-hydroxycyclohexyl	H	(S) CH ₃	difluoromethyl
50.	trans-4-hydroxycyclohexyl	H	(S) CH ₃	2-propyl
51.	trans-4-hydroxycyclohexyl	H	(S) CH ₃	cyclopentyl
52.	trans-4-hydroxycyclohexyl	H	(S) CH ₃	2-methyl-2-propyl
53.	trans-4-hydroxycyclohexyl	H	(S) CH ₃	2-methoxyethyl
54.	trans-4-hydroxycyclohexyl	H	(S) CH ₃	methoxymethyl
55.	cis-4-hydroxycyclohexyl	H	(R) CH ₃	cyclobutyl
56.	cis-4-hydroxycyclohexyl	H	(R) CH ₃	1-methylcyclopropyl
57.	cis-4-hydroxycyclohexyl	H	(R) CH ₃	trifluoromethyl
58.	cis-4-hydroxycyclohexyl	H	(R) CH ₃	difluoromethyl
59.	cis-4-hydroxycyclohexyl	H	(R) CH ₃	2-propyl
60.	cis-4-hydroxycyclohexyl	H	(R) CH ₃	cyclopentyl
61.	cis-4-hydroxycyclohexyl	H	(R) CH ₃	2-methyl-2-propyl

#	R ¹	R ^{3a}	R ^{3b}	R ⁵
62.	cis-4-hydroxycyclohexyl	H	(R) CH ₃	2-methoxyethyl
63.	cis-4-hydroxycyclohexyl	H	(R) CH ₃	methoxymethyl
64.	trans-4-hydroxycyclohexyl	H	(R) CH ₃	cyclobutyl
65.	trans-4-hydroxycyclohexyl	H	(R) CH ₃	1-methylcyclopropyl
66.	trans-4-hydroxycyclohexyl	H	(R) CH ₃	trifluoromethyl
67.	trans-4-hydroxycyclohexyl	H	(R) CH ₃	difluoromethyl
68.	trans-4-hydroxycyclohexyl	H	(R) CH ₃	2-propyl
69.	trans-4-hydroxycyclohexyl	H	(R) CH ₃	cyclopentyl
70.	trans-4-hydroxycyclohexyl	H	(R) CH ₃	2-methyl-2-propyl
71.	trans-4-hydroxycyclohexyl	H	(R) CH ₃	2-methoxyethyl
72.	trans-4-hydroxycyclohexyl	H	(R) CH ₃	methoxymethyl
73.	trans-4-hydroxycyclohexyl	(rac) CH ₃	H	cyclobutyl
74.	cis-4-hydroxycyclohexyl	(rac) CH ₃	H	1-methylcyclopropyl
75.	cis-4-hydroxycyclohexyl	(rac) CH ₃	H	trifluoromethyl
76.	cis-4-hydroxycyclohexyl	(rac) CH ₃	H	difluoromethyl
77.	cis-4-hydroxycyclohexyl	(rac) CH ₃	H	2-propyl
78.	cis-4-hydroxycyclohexyl	(rac) CH ₃	H	cyclopentyl
79.	cis-4-hydroxycyclohexyl	(rac) CH ₃	H	2-methyl-2-propyl
80.	cis-4-hydroxycyclohexyl	(rac) CH ₃	H	2-methoxyethyl
81.	cis-4-hydroxycyclohexyl	(rac) CH ₃	H	methoxymethyl
82.	cis-4-hydroxycyclohexyl	(rac) CH ₃	H	cyclobutyl
83.	trans-4-hydroxycyclohexyl	(rac) CH ₃	H	1-methylcyclopropyl
84.	trans-4-hydroxycyclohexyl	(rac) CH ₃	H	trifluoromethyl
85.	trans-4-hydroxycyclohexyl	(rac) CH ₃	H	difluoromethyl
86.	trans-4-hydroxycyclohexyl	(rac) CH ₃	H	2-propyl
87.	trans-4-hydroxycyclohexyl	(rac) CH ₃	H	cyclopentyl
88.	trans-4-hydroxycyclohexyl	(rac) CH ₃	H	2-methyl-2-propyl
89.	trans-4-hydroxycyclohexyl	(rac) CH ₃	H	2-methoxyethyl
90.	trans-4-hydroxycyclohexyl	(rac) CH ₃	H	methoxymethyl

#	R ¹	R ^{3a}	R ^{3b}	R ⁵
91.	cis-4-hydroxycyclohexyl	(S) CH ₃	H	cyclobutyl
92.	cis-4-hydroxycyclohexyl	(S) CH ₃	H	1-methylcyclopropyl
93.	cis-4-hydroxycyclohexyl	(S) CH ₃	H	trifluoromethyl
94.	cis-4-hydroxycyclohexyl	(S) CH ₃	H	difluoromethyl
95.	cis-4-hydroxycyclohexyl	(S) CH ₃	H	2-propyl
96.	cis-4-hydroxycyclohexyl	(S) CH ₃	H	cyclopentyl
97.	cis-4-hydroxycyclohexyl	(S) CH ₃	H	2-methyl-2-propyl
98.	cis-4-hydroxycyclohexyl	(S) CH ₃	H	2-methoxyethyl
99.	cis-4-hydroxycyclohexyl	(S) CH ₃	H	methoxymethyl
100.	trans-4-hydroxycyclohexyl	(S) CH ₃	H	cyclobutyl
101.	trans-4-hydroxycyclohexyl	(S) CH ₃	H	1-methylcyclopropyl
102.	trans-4-hydroxycyclohexyl	(S) CH ₃	H	trifluoromethyl
103.	trans-4-hydroxycyclohexyl	(S) CH ₃	H	difluoromethyl
104.	trans-4-hydroxycyclohexyl	(S) CH ₃	H	2-propyl
105.	trans-4-hydroxycyclohexyl	(S) CH ₃	H	cyclopentyl
106.	trans-4-hydroxycyclohexyl	(S) CH ₃	H	2-methyl-2-propyl
107.	trans-4-hydroxycyclohexyl	(S) CH ₃	H	2-methoxyethyl
108.	trans-4-hydroxycyclohexyl	(S) CH ₃	H	methoxymethyl
109.	cis-4-hydroxycyclohexyl	(R) CH ₃	H	cyclobutyl
110.	cis-4-hydroxycyclohexyl	(R) CH ₃	H	1-methylcyclopropyl
111.	cis-4-hydroxycyclohexyl	(R) CH ₃	H	trifluoromethyl
112.	cis-4-hydroxycyclohexyl	(R) CH ₃	H	difluoromethyl
113.	cis-4-hydroxycyclohexyl	(R) CH ₃	H	2-propyl
114.	cis-4-hydroxycyclohexyl	(R) CH ₃	H	cyclopentyl
115.	cis-4-hydroxycyclohexyl	(R) CH ₃	H	2-methyl-2-propyl
116.	cis-4-hydroxycyclohexyl	(R) CH ₃	H	2-methoxyethyl
117.	cis-4-hydroxycyclohexyl	(R) CH ₃	H	methoxymethyl
118.	trans-4-hydroxycyclohexyl	(R) CH ₃	H	cyclobutyl
119.	trans-4-hydroxycyclohexyl	(R) CH ₃	H	1-methylcyclopropyl

#	R ¹	R ^{3a}	R ^{3b}	R ⁵
120.	trans-4-hydroxycyclohexyl	(R) CH ₃	H	trifluoromethyl
121.	trans-4-hydroxycyclohexyl	(R) CH ₃	H	difluoromethyl
122.	trans-4-hydroxycyclohexyl	(R) CH ₃	H	2-propyl
123.	trans-4-hydroxycyclohexyl	(R) CH ₃	H	cyclopentyl
124.	trans-4-hydroxycyclohexyl	(R) CH ₃	H	2-methyl-2-propyl
125.	trans-4-hydroxycyclohexyl	(R) CH ₃	H	2-methoxyethyl
126.	trans-4-hydroxycyclohexyl	(R) CH ₃	H	methoxymethyl
127.	cis-3-hydroxycyclobutyl	H	H	cyclobutyl
128.	cis-3-hydroxycyclobutyl	H	H	1-methylcyclopropyl
129.	cis-3-hydroxycyclobutyl	H	H	trifluoromethyl
130.	cis-3-hydroxycyclobutyl	H	H	difluoromethyl
131.	cis-3-hydroxycyclobutyl	H	H	2-propyl
132.	cis-3-hydroxycyclobutyl	H	H	cyclopentyl
133.	cis-3-hydroxycyclobutyl	H	H	2-methyl-2-propyl
134.	cis-3-hydroxycyclobutyl	H	H	2-methoxyethyl
135.	cis-3-hydroxycyclobutyl	H	H	methoxymethyl
136.	trans-3-hydroxycyclobutyl	H	H	cyclobutyl
137.	trans-3-hydroxycyclobutyl	H	H	1-methylcyclopropyl
138.	trans-3-hydroxycyclobutyl	H	H	trifluoromethyl
139.	trans-3-hydroxycyclobutyl	H	H	difluoromethyl
140.	trans-3-hydroxycyclobutyl	H	H	2-propyl
141.	trans-3-hydroxycyclobutyl	H	H	cyclopentyl
142.	trans-3-hydroxycyclobutyl	H	H	2-methyl-2-propyl
143.	trans-3-hydroxycyclobutyl	H	H	2-methoxyethyl
144.	trans-3-hydroxycyclobutyl	H	H	methoxymethyl
145.	cis-3-hydroxycyclobutyl	H	(rac) CH ₃	cyclobutyl
146.	cis-3-hydroxycyclobutyl	H	(rac) CH ₃	1-methylcyclopropyl
147.	cis-3-hydroxycyclobutyl	H	(rac) CH ₃	trifluoromethyl
148.	cis-3-hydroxycyclobutyl	H	(rac) CH ₃	difluoromethyl

#	R ¹	R ^{3a}	R ^{3b}	R ⁵
149.	cis-3-hydroxycyclobutyl	H	(rac) CH ₃	2-propyl
150.	cis-3-hydroxycyclobutyl	H	(rac) CH ₃	cyclopentyl
151.	cis-3-hydroxycyclobutyl	H	(rac) CH ₃	2-methyl-2-propyl
152.	cis-3-hydroxycyclobutyl	H	(rac) CH ₃	2-methoxyethyl
153.	cis-3-hydroxycyclobutyl	H	(rac) CH ₃	methoxymethyl
154.	trans-3-hydroxycyclobutyl	H	(rac) CH ₃	cyclobutyl
155.	trans-3-hydroxycyclobutyl	H	(rac) CH ₃	1-methylcyclopropyl
156.	trans-3-hydroxycyclobutyl	H	(rac) CH ₃	trifluoromethyl
157.	trans-3-hydroxycyclobutyl	H	(rac) CH ₃	difluoromethyl
158.	trans-3-hydroxycyclobutyl	H	(rac) CH ₃	2-propyl
159.	trans-3-hydroxycyclobutyl	H	(rac) CH ₃	cyclopentyl
160.	trans-3-hydroxycyclobutyl	H	(rac) CH ₃	2-methyl-2-propyl
161.	trans-3-hydroxycyclobutyl	H	(rac) CH ₃	2-methoxyethyl
162.	trans-3-hydroxycyclobutyl	H	(rac) CH ₃	methoxymethyl
163.	cis-3-hydroxycyclobutyl	H	(S) CH ₃	cyclobutyl
164.	cis-3-hydroxycyclobutyl	H	(S) CH ₃	1-methylcyclopropyl
165.	cis-3-hydroxycyclobutyl	H	(S) CH ₃	trifluoromethyl
166.	cis-3-hydroxycyclobutyl	H	(S) CH ₃	difluoromethyl
167.	cis-3-hydroxycyclobutyl	H	(S) CH ₃	2-propyl
168.	cis-3-hydroxycyclobutyl	H	(S) CH ₃	cyclopentyl
169.	cis-3-hydroxycyclobutyl	H	(S) CH ₃	2-methyl-2-propyl
170.	cis-3-hydroxycyclobutyl	H	(S) CH ₃	2-methoxyethyl
171.	cis-3-hydroxycyclobutyl	H	(S) CH ₃	methoxymethyl
172.	trans-3-hydroxycyclobutyl	H	(S) CH ₃	cyclobutyl
173.	trans-3-hydroxycyclobutyl	H	(S) CH ₃	1-methylcyclopropyl
174.	trans-3-hydroxycyclobutyl	H	(S) CH ₃	trifluoromethyl
175.	trans-3-hydroxycyclobutyl	H	(S) CH ₃	difluoromethyl
176.	trans-3-hydroxycyclobutyl	H	(S) CH ₃	2-propyl
177.	trans-3-hydroxycyclobutyl	H	(S) CH ₃	cyclopentyl

#	R ¹	R ^{3a}	R ^{3b}	R ⁵
178.	trans-3-hydroxycyclobutyl	H	(S) CH ₃	2-methyl-2-propyl
179.	trans-3-hydroxycyclobutyl	H	(S) CH ₃	2-methoxyethyl
180.	trans-3-hydroxycyclobutyl	H	(S) CH ₃	methoxymethyl
181.	cis-3-hydroxycyclobutyl	H	(R) CH ₃	cyclobutyl
182.	cis-3-hydroxycyclobutyl	H	(R) CH ₃	1-methylcyclopropyl
183.	cis-3-hydroxycyclobutyl	H	(R) CH ₃	trifluoromethyl
184.	cis-3-hydroxycyclobutyl	H	(R) CH ₃	difluoromethyl
185.	cis-3-hydroxycyclobutyl	H	(R) CH ₃	2-propyl
186.	cis-3-hydroxycyclobutyl	H	(R) CH ₃	cyclopentyl
187.	cis-3-hydroxycyclobutyl	H	(R) CH ₃	2-methyl-2-propyl
188.	cis-3-hydroxycyclobutyl	H	(R) CH ₃	2-methoxyethyl
189.	cis-3-hydroxycyclobutyl	H	(R) CH ₃	methoxymethyl
190.	trans-3-hydroxycyclobutyl	H	(R) CH ₃	cyclobutyl
191.	trans-3-hydroxycyclobutyl	H	(R) CH ₃	1-methylcyclopropyl
192.	trans-3-hydroxycyclobutyl	H	(R) CH ₃	trifluoromethyl
193.	trans-3-hydroxycyclobutyl	H	(R) CH ₃	difluoromethyl
194.	trans-3-hydroxycyclobutyl	H	(R) CH ₃	2-propyl
195.	trans-3-hydroxycyclobutyl	H	(R) CH ₃	cyclopentyl
196.	trans-3-hydroxycyclobutyl	H	(R) CH ₃	2-methyl-2-propyl
197.	trans-3-hydroxycyclobutyl	H	(R) CH ₃	2-methoxyethyl
198.	trans-3-hydroxycyclobutyl	H	(R) CH ₃	methoxymethyl
199.	cis-3-hydroxycyclobutyl	(rac) CH ₃	H	cyclobutyl
200.	cis-3-hydroxycyclobutyl	(rac) CH ₃	H	1-methylcyclopropyl
201.	cis-3-hydroxycyclobutyl	(rac) CH ₃	H	trifluoromethyl
202.	cis-3-hydroxycyclobutyl	(rac) CH ₃	H	difluoromethyl
203.	cis-3-hydroxycyclobutyl	(rac) CH ₃	H	2-propyl
204.	cis-3-hydroxycyclobutyl	(rac) CH ₃	H	cyclopentyl
205.	cis-3-hydroxycyclobutyl	(rac) CH ₃	H	2-methyl-2-propyl
206.	cis-3-hydroxycyclobutyl	(rac) CH ₃	H	2-methoxyethyl

31

#	R ¹	R ^{3a}	R ^{3b}	R ⁵
207.	cis-3-hydroxycyclobutyl	(rac) CH ₃	H	methoxymethyl
208.	trans-3-hydroxycyclobutyl	(rac) CH ₃	H	cyclobutyl
209.	trans-3-hydroxycyclobutyl	(rac) CH ₃	H	1-methylcyclopropyl
210.	trans-3-hydroxycyclobutyl	(rac) CH ₃	H	trifluoromethyl
211.	trans-3-hydroxycyclobutyl	(rac) CH ₃	H	difluoromethyl
212.	trans-3-hydroxycyclobutyl	(rac) CH ₃	H	2-propyl
213.	trans-3-hydroxycyclobutyl	(rac) CH ₃	H	cyclopentyl
214.	trans-3-hydroxycyclobutyl	(rac) CH ₃	H	2-methyl-2-propyl
215.	trans-3-hydroxycyclobutyl	(rac) CH ₃	H	2-methoxyethyl
216.	trans-3-hydroxycyclobutyl	(rac) CH ₃	H	methoxymethyl
217.	cis-3-hydroxycyclobutyl	(S) CH ₃	H	cyclobutyl
218.	cis-3-hydroxycyclobutyl	(S) CH ₃	H	1-methylcyclopropyl
219.	cis-3-hydroxycyclobutyl	(S) CH ₃	H	trifluoromethyl
220.	cis-3-hydroxycyclobutyl	(S) CH ₃	H	difluoromethyl
221.	cis-3-hydroxycyclobutyl	(S) CH ₃	H	2-propyl
222.	cis-3-hydroxycyclobutyl	(S) CH ₃	H	cyclopentyl
223.	cis-3-hydroxycyclobutyl	(S) CH ₃	H	2-methyl-2-propyl
224.	cis-3-hydroxycyclobutyl	(S) CH ₃	H	2-methoxyethyl
225.	cis-3-hydroxycyclobutyl	(S) CH ₃	H	methoxymethyl
226.	trans-3-hydroxycyclobutyl	(S) CH ₃	H	cyclobutyl
227.	trans-3-hydroxycyclobutyl	(S) CH ₃	H	1-methylcyclopropyl
228.	trans-3-hydroxycyclobutyl	(S) CH ₃	H	trifluoromethyl
229.	trans-3-hydroxycyclobutyl	(S) CH ₃	H	difluoromethyl
230.	trans-3-hydroxycyclobutyl	(S) CH ₃	H	2-propyl
231.	trans-3-hydroxycyclobutyl	(S) CH ₃	H	cyclopentyl
232.	trans-3-hydroxycyclobutyl	(S) CH ₃	H	2-methyl-2-propyl
233.	trans-3-hydroxycyclobutyl	(S) CH ₃	H	2-methoxyethyl
234.	trans-3-hydroxycyclobutyl	(S) CH ₃	H	methoxymethyl
235.	cis-3-hydroxycyclobutyl	(R) CH ₃	H	cyclobutyl

#	R ¹	R ^{3a}	R ^{3b}	R ⁵
236.	cis-3-hydroxycyclobutyl	(R) CH ₃	H	1-methylcyclopropyl
237.	cis-3-hydroxycyclobutyl	(R) CH ₃	H	trifluoromethyl
238.	cis-3-hydroxycyclobutyl	(R) CH ₃	H	difluoromethyl
239.	cis-3-hydroxycyclobutyl	(R) CH ₃	H	2-propyl
240.	cis-3-hydroxycyclobutyl	(R) CH ₃	H	cyclopentyl
241.	cis-3-hydroxycyclobutyl	(R) CH ₃	H	2-methyl-2-propyl
242.	cis-3-hydroxycyclobutyl	(R) CH ₃	H	2-methoxyethyl
243.	cis-3-hydroxycyclobutyl	(R) CH ₃	H	methoxymethyl
244.	trans-3-hydroxycyclobutyl	(R) CH ₃	H	cyclobutyl
245.	trans-3-hydroxycyclobutyl	(R) CH ₃	H	1-methylcyclopropyl
246.	trans-3-hydroxycyclobutyl	(R) CH ₃	H	trifluoromethyl
247.	trans-3-hydroxycyclobutyl	(R) CH ₃	H	difluoromethyl
248.	trans-3-hydroxycyclobutyl	(R) CH ₃	H	2-propyl
249.	trans-3-hydroxycyclobutyl	(R) CH ₃	H	cyclopentyl
250.	trans-3-hydroxycyclobutyl	(R) CH ₃	H	2-methyl-2-propyl
251.	trans-3-hydroxycyclobutyl	(R) CH ₃	H	2-methoxyethyl
252.	trans-3-hydroxycyclobutyl	(R) CH ₃	H	methoxymethyl
253.	3-hydroxy-3-trifluoro- methylcyclobutyl	H	H	cyclobutyl
254.	3-hydroxy-3-trifluoro- methylcyclobutyl	H	H	1-methylcyclopropyl
255.	3-hydroxy-3-trifluoro- methylcyclobutyl	H	H	trifluoromethyl
256.	3-hydroxy-3-trifluoro- methylcyclobutyl	H	H	difluoromethyl
257.	3-hydroxy-3-trifluoro- methylcyclobutyl	H	H	2-propyl
258.	3-hydroxy-3-trifluoro- methylcyclobutyl	H	H	cyclopentyl
259.	3-hydroxy-3-trifluoro-	H	H	2-methyl-2-propyl

#	R ¹	R ^{3a}	R ^{3b}	R ⁵
	methylcyclobutyl			
260.	3-hydroxy-3-trifluoro-methylcyclobutyl	H	H	2-methoxyethyl
261.	3-hydroxy-3-trifluoro-methylcyclobutyl	H	H	methoxymethyl
262.	3-hydroxy-3-trifluoro-methylcyclobutyl	H	(rac) CH ₃	cyclobutyl
263.	3-hydroxy-3-trifluoro-methylcyclobutyl	H	(rac) CH ₃	1-methylcyclopropyl
264.	3-hydroxy-3-trifluoro-methylcyclobutyl	H	(rac) CH ₃	trifluoromethyl
265.	3-hydroxy-3-trifluoro-methylcyclobutyl	H	(rac) CH ₃	difluoromethyl
266.	3-hydroxy-3-trifluoro-methylcyclobutyl	H	(rac) CH ₃	2-propyl
267.	3-hydroxy-3-trifluoro-methylcyclobutyl	H	(rac) CH ₃	cyclopentyl
268.	3-hydroxy-3-trifluoro-methylcyclobutyl	H	(rac) CH ₃	2-methyl-2-propyl
269.	3-hydroxy-3-trifluoro-methylcyclobutyl	H	(rac) CH ₃	2-methoxyethyl
270.	3-hydroxy-3-trifluoro-methylcyclobutyl	H	(rac) CH ₃	methoxymethyl
271.	3-hydroxy-3-trifluoro-methylcyclobutyl	H	(S) CH ₃	cyclobutyl
272.	3-hydroxy-3-trifluoro-methylcyclobutyl	H	(S) CH ₃	1-methylcyclopropyl
273.	3-hydroxy-3-trifluoro-methylcyclobutyl	H	(S) CH ₃	trifluoromethyl
274.	3-hydroxy-3-trifluoro-	H	(S) CH ₃	difluoromethyl

#	R ¹	R ^{3a}	R ^{3b}	R ⁵
	methylcyclobutyl			
275.	3-hydroxy-3-trifluoro-methylcyclobutyl	H	(S) CH ₃	2-propyl
276.	3-hydroxy-3-trifluoro-methylcyclobutyl	H	(S) CH ₃	cyclopentyl
277.	3-hydroxy-3-trifluoro-methylcyclobutyl	H	(S) CH ₃	2-methyl-2-propyl
278.	3-hydroxy-3-trifluoro-methylcyclobutyl	H	(S) CH ₃	2-methoxyethyl
279.	3-hydroxy-3-trifluoro-methylcyclobutyl	H	(S) CH ₃	methoxymethyl
280.	3-hydroxy-3-trifluoro-methylcyclobutyl	H	(R) CH ₃	cyclobutyl
281.	3-hydroxy-3-trifluoro-methylcyclobutyl	H	(R) CH ₃	1-methylcyclopropyl
282.	3-hydroxy-3-trifluoro-methylcyclobutyl	H	(R) CH ₃	trifluoromethyl
283.	3-hydroxy-3-trifluoro-methylcyclobutyl	H	(R) CH ₃	difluoromethyl
284.	3-hydroxy-3-trifluoro-methylcyclobutyl	H	(R) CH ₃	2-propyl
285.	3-hydroxy-3-trifluoro-methylcyclobutyl	H	(R) CH ₃	cyclopentyl
286.	3-hydroxy-3-trifluoro-methylcyclobutyl	H	(R) CH ₃	2-methyl-2-propyl
287.	3-hydroxy-3-trifluoro-methylcyclobutyl	H	(R) CH ₃	2-methoxyethyl
288.	3-hydroxy-3-trifluoro-methylcyclobutyl	H	(R) CH ₃	methoxymethyl
289.	3-hydroxy-3-trifluoro-	(rac) CH ₃	H	cyclobutyl

#	R ¹	R ^{3a}	R ^{3b}	R ⁵
	methylcyclobutyl			
290.	3-hydroxy-3-trifluoro-methylcyclobutyl	(rac) CH ₃	H	1-methylcyclopropyl
291.	3-hydroxy-3-trifluoro-methylcyclobutyl	(rac) CH ₃	H	trifluoromethyl
292.	3-hydroxy-3-trifluoro-methylcyclobutyl	(rac) CH ₃	H	difluoromethyl
293.	3-hydroxy-3-trifluoro-methylcyclobutyl	(rac) CH ₃	H	2-propyl
294.	3-hydroxy-3-trifluoro-methylcyclobutyl	(rac) CH ₃	H	cyclopentyl
295.	3-hydroxy-3-trifluoro-methylcyclobutyl	(rac) CH ₃	H	2-methyl-2-propyl
296.	3-hydroxy-3-trifluoro-methylcyclobutyl	(rac) CH ₃	H	2-methoxyethyl
297.	3-hydroxy-3-trifluoro-methylcyclobutyl	(rac) CH ₃	H	methoxymethyl
298.	3-hydroxy-3-trifluoro-methylcyclobutyl	(S) CH ₃	H	cyclobutyl
299.	3-hydroxy-3-trifluoro-methylcyclobutyl	(S) CH ₃	H	1-methylcyclopropyl
300.	3-hydroxy-3-trifluoro-methylcyclobutyl	(S) CH ₃	H	trifluoromethyl
301.	3-hydroxy-3-trifluoro-methylcyclobutyl	(S) CH ₃	H	difluoromethyl
302.	3-hydroxy-3-trifluoro-methylcyclobutyl	(S) CH ₃	H	2-propyl
303.	3-hydroxy-3-trifluoro-methylcyclobutyl	(S) CH ₃	H	cyclopentyl
304.	3-hydroxy-3-trifluoro-	(S) CH ₃	H	2-methyl-2-propyl

#	R ¹	R ^{3a}	R ^{3b}	R ⁵
	methylcyclobutyl			
305.	3-hydroxy-3-trifluoro-methylcyclobutyl	(S) CH ₃	H	2-methoxyethyl
306.	3-hydroxy-3-trifluoro-methylcyclobutyl	(S) CH ₃	H	methoxymethyl
307.	3-hydroxy-3-trifluoro-methylcyclobutyl	(R) CH ₃	H	cyclobutyl
308.	3-hydroxy-3-trifluoro-methylcyclobutyl	(R) CH ₃	H	1-methylcyclopropyl
309.	3-hydroxy-3-trifluoro-methylcyclobutyl	(R) CH ₃	H	trifluoromethyl
310.	3-hydroxy-3-trifluoro-methylcyclobutyl	(R) CH ₃	H	difluoromethyl
311.	3-hydroxy-3-trifluoro-methylcyclobutyl	(R) CH ₃	H	2-propyl
312.	3-hydroxy-3-trifluoro-methylcyclobutyl	(R) CH ₃	H	cyclopentyl
313.	3-hydroxy-3-trifluoro-methylcyclobutyl	(R) CH ₃	H	2-methyl-2-propyl
314.	3-hydroxy-3-trifluoro-methylcyclobutyl	(R) CH ₃	H	2-methoxyethyl
315.	3-hydroxy-3-trifluoro-methylcyclobutyl	(R) CH ₃	H	methoxymethyl
316.	cis-4-methoxycyclohexyl	H	H	cyclobutyl
317.	cis-4-methoxycyclohexyl	H	H	1-methylcyclopropyl
318.	cis-4-methoxycyclohexyl	H	H	trifluoromethyl
319.	cis-4-methoxycyclohexyl	H	H	difluoromethyl
320.	cis-4-methoxycyclohexyl	H	H	2-propyl
321.	cis-4-methoxycyclohexyl	H	H	cyclopentyl
322.	cis-4-methoxycyclohexyl	H	H	2-methyl-2-propyl

#	R ¹	R ^{3a}	R ^{3b}	R ⁵
323.	cis-4-methoxycyclohexyl	H	H	2-methoxyethyl
324.	cis-4-methoxycyclohexyl	H	H	methoxymethyl
325.	trans-4-methoxycyclohexyl	H	H	cyclobutyl
326.	trans-4-methoxycyclohexyl	H	H	1-methylcyclopropyl
327.	trans-4-methoxycyclohexyl	H	H	trifluoromethyl
328.	trans-4-methoxycyclohexyl	H	H	difluoromethyl
329.	trans-4-methoxycyclohexyl	H	H	2-propyl
330.	trans-4-methoxycyclohexyl	H	H	cyclopentyl
331.	trans-4-methoxycyclohexyl	H	H	2-methyl-2-propyl
332.	trans-4-methoxycyclohexyl	H	H	2-methoxyethyl
333.	trans-4-methoxycyclohexyl	H	H	methoxymethyl
334.	cis-4-methoxycyclohexyl	H	(rac) CH ₃	cyclobutyl
335.	cis-4-methoxycyclohexyl	H	(rac) CH ₃	1-methylcyclopropyl
336.	cis-4-methoxycyclohexyl	H	(rac) CH ₃	trifluoromethyl
337.	cis-4-methoxycyclohexyl	H	(rac) CH ₃	difluoromethyl
338.	cis-4-methoxycyclohexyl	H	(rac) CH ₃	2-propyl
339.	cis-4-methoxycyclohexyl	H	(rac) CH ₃	cyclopentyl
340.	cis-4-methoxycyclohexyl	H	(rac) CH ₃	2-methyl-2-propyl
341.	cis-4-methoxycyclohexyl	H	(rac) CH ₃	2-methoxyethyl
342.	cis-4-methoxycyclohexyl	H	(rac) CH ₃	methoxymethyl
343.	trans-4-methoxycyclohexyl	H	(rac) CH ₃	cyclobutyl
344.	trans-4-methoxycyclohexyl	H	(rac) CH ₃	1-methylcyclopropyl
345.	trans-4-methoxycyclohexyl	H	(rac) CH ₃	trifluoromethyl
346.	trans-4-methoxycyclohexyl	H	(rac) CH ₃	difluoromethyl
347.	trans-4-methoxycyclohexyl	H	(rac) CH ₃	2-propyl
348.	trans-4-methoxycyclohexyl	H	(rac) CH ₃	cyclopentyl
349.	trans-4-methoxycyclohexyl	H	(rac) CH ₃	2-methyl-2-propyl
350.	trans-4-methoxycyclohexyl	H	(rac) CH ₃	2-methoxyethyl
351.	trans-4-methoxycyclohexyl	H	(rac) CH ₃	methoxymethyl

#	R ¹	R ^{3a}	R ^{3b}	R ⁵
352.	cis-4-methoxycyclohexyl	H	(S) CH ₃	cyclobutyl
353.	cis-4-methoxycyclohexyl	H	(S) CH ₃	1-methylcyclopropyl
354.	cis-4-methoxycyclohexyl	H	(S) CH ₃	trifluoromethyl
355.	cis-4-methoxycyclohexyl	H	(S) CH ₃	difluoromethyl
356.	cis-4-methoxycyclohexyl	H	(S) CH ₃	2-propyl
357.	cis-4-methoxycyclohexyl	H	(S) CH ₃	cyclopentyl
358.	cis-4-methoxycyclohexyl	H	(S) CH ₃	2-methyl-2-propyl
359.	cis-4-methoxycyclohexyl	H	(S) CH ₃	2-methoxyethyl
360.	cis-4-methoxycyclohexyl	H	(S) CH ₃	methoxymethyl
361.	trans-4-methoxycyclohexyl	H	(S) CH ₃	cyclobutyl
362.	trans-4-methoxycyclohexyl	H	(S) CH ₃	1-methylcyclopropyl
363.	trans-4-methoxycyclohexyl	H	(S) CH ₃	trifluoromethyl
364.	trans-4-methoxycyclohexyl	H	(S) CH ₃	difluoromethyl
365.	trans-4-methoxycyclohexyl	H	(S) CH ₃	2-propyl
366.	trans-4-methoxycyclohexyl	H	(S) CH ₃	cyclopentyl
367.	trans-4-methoxycyclohexyl	H	(S) CH ₃	2-methyl-2-propyl
368.	trans-4-methoxycyclohexyl	H	(S) CH ₃	2-methoxyethyl
369.	trans-4-methoxycyclohexyl	H	(S) CH ₃	methoxymethyl
370.	cis-4-methoxycyclohexyl	H	(R) CH ₃	cyclobutyl
371.	cis-4-methoxycyclohexyl	H	(R) CH ₃	1-methylcyclopropyl
372.	cis-4-methoxycyclohexyl	H	(R) CH ₃	trifluoromethyl
373.	cis-4-methoxycyclohexyl	H	(R) CH ₃	difluoromethyl
374.	cis-4-methoxycyclohexyl	H	(R) CH ₃	2-propyl
375.	cis-4-methoxycyclohexyl	H	(R) CH ₃	cyclopentyl
376.	cis-4-methoxycyclohexyl	H	(R) CH ₃	2-methyl-2-propyl
377.	cis-4-methoxycyclohexyl	H	(R) CH ₃	2-methoxyethyl
378.	cis-4-methoxycyclohexyl	H	(R) CH ₃	methoxymethyl
379.	trans-4-methoxycyclohexyl	H	(R) CH ₃	cyclobutyl
380.	trans-4-methoxycyclohexyl	H	(R) CH ₃	1-methylcyclopropyl

#	R ¹	R ^{3a}	R ^{3b}	R ⁵
381.	trans-4-methoxycyclohexyl	H	(R) CH ₃	trifluoromethyl
382.	trans-4-methoxycyclohexyl	H	(R) CH ₃	difluoromethyl
383.	trans-4-methoxycyclohexyl	H	(R) CH ₃	2-propyl
384.	trans-4-methoxycyclohexyl	H	(R) CH ₃	cyclopentyl
385.	trans-4-methoxycyclohexyl	H	(R) CH ₃	2-methyl-2-propyl
386.	trans-4-methoxycyclohexyl	H	(R) CH ₃	2-methoxyethyl
387.	trans-4-methoxycyclohexyl	H	(R) CH ₃	methoxymethyl
388.	cis-4-methoxycyclohexyl	(rac) CH ₃	H	cyclobutyl
389.	cis-4-methoxycyclohexyl	(rac) CH ₃	H	1-methylcyclopropyl
390.	cis-4-methoxycyclohexyl	(rac) CH ₃	H	trifluoromethyl
391.	cis-4-methoxycyclohexyl	(rac) CH ₃	H	difluoromethyl
392.	cis-4-methoxycyclohexyl	(rac) CH ₃	H	2-propyl
393.	cis-4-methoxycyclohexyl	(rac) CH ₃	H	cyclopentyl
394.	cis-4-methoxycyclohexyl	(rac) CH ₃	H	2-methyl-2-propyl
395.	cis-4-methoxycyclohexyl	(rac) CH ₃	H	2-methoxyethyl
396.	cis-4-methoxycyclohexyl	(rac) CH ₃	H	methoxymethyl
397.	trans-4-methoxycyclohexyl	(rac) CH ₃	H	cyclobutyl
398.	trans-4-methoxycyclohexyl	(rac) CH ₃	H	1-methylcyclopropyl
399.	trans-4-methoxycyclohexyl	(rac) CH ₃	H	trifluoromethyl
400.	trans-4-methoxycyclohexyl	(rac) CH ₃	H	difluoromethyl
401.	trans-4-methoxycyclohexyl	(rac) CH ₃	H	2-propyl
402.	trans-4-methoxycyclohexyl	(rac) CH ₃	H	cyclopentyl
403.	trans-4-methoxycyclohexyl	(rac) CH ₃	H	2-methyl-2-propyl
404.	trans-4-methoxycyclohexyl	(rac) CH ₃	H	2-methoxyethyl
405.	trans-4-methoxycyclohexyl	(rac) CH ₃	H	methoxymethyl
406.	cis-4-methoxycyclohexyl	(S) CH ₃	H	cyclobutyl
407.	cis-4-methoxycyclohexyl	(S) CH ₃	H	1-methylcyclopropyl
408.	cis-4-methoxycyclohexyl	(S) CH ₃	H	trifluoromethyl
409.	cis-4-methoxycyclohexyl	(S) CH ₃	H	difluoromethyl

#	R ¹	R ^{3a}	R ^{3b}	R ⁵
410.	cis-4-methoxycyclohexyl	(S) CH ₃	H	2-propyl
411.	cis-4-methoxycyclohexyl	(S) CH ₃	H	cyclopentyl
412.	cis-4-methoxycyclohexyl	(S) CH ₃	H	2-methyl-2-propyl
413.	cis-4-methoxycyclohexyl	(S) CH ₃	H	2-methoxyethyl
414.	cis-4-methoxycyclohexyl	(S) CH ₃	H	methoxymethyl
415.	trans-4-methoxycyclohexyl	(S) CH ₃	H	cyclobutyl
416.	trans-4-methoxycyclohexyl	(S) CH ₃	H	1-methylcyclopropyl
417.	trans-4-methoxycyclohexyl	(S) CH ₃	H	trifluoromethyl
418.	trans-4-methoxycyclohexyl	(S) CH ₃	H	difluoromethyl
419.	trans-4-methoxycyclohexyl	(S) CH ₃	H	2-propyl
420.	trans-4-methoxycyclohexyl	(S) CH ₃	H	cyclopentyl
421.	trans-4-methoxycyclohexyl	(S) CH ₃	H	2-methyl-2-propyl
422.	trans-4-methoxycyclohexyl	(S) CH ₃	H	2-methoxyethyl
423.	trans-4-methoxycyclohexyl	(S) CH ₃	H	methoxymethyl
424.	cis-4-methoxycyclohexyl	(R) CH ₃	H	cyclobutyl
425.	cis-4-methoxycyclohexyl	(R) CH ₃	H	1-methylcyclopropyl
426.	cis-4-methoxycyclohexyl	(R) CH ₃	H	trifluoromethyl
427.	cis-4-methoxycyclohexyl	(R) CH ₃	H	difluoromethyl
428.	cis-4-methoxycyclohexyl	(R) CH ₃	H	2-propyl
429.	cis-4-methoxycyclohexyl	(R) CH ₃	H	cyclopentyl
430.	cis-4-methoxycyclohexyl	(R) CH ₃	H	2-methyl-2-propyl
431.	cis-4-methoxycyclohexyl	(R) CH ₃	H	2-methoxyethyl
432.	cis-4-methoxycyclohexyl	(R) CH ₃	H	methoxymethyl
433.	trans-4-methoxycyclohexyl	(R) CH ₃	H	cyclobutyl
434.	trans-4-methoxycyclohexyl	(R) CH ₃	H	1-methylcyclopropyl
435.	trans-4-methoxycyclohexyl	(R) CH ₃	H	trifluoromethyl
436.	trans-4-methoxycyclohexyl	(R) CH ₃	H	difluoromethyl
437.	trans-4-methoxycyclohexyl	(R) CH ₃	H	2-propyl
438.	trans-4-methoxycyclohexyl	(R) CH ₃	H	cyclopentyl

41

#	R ¹	R ^{3a}	R ^{3b}	R ⁵
439.	trans-4-methoxycyclohexyl	(R) CH ₃	H	2-methyl-2-propyl
440.	trans-4-methoxycyclohexyl	(R) CH ₃	H	2-methoxyethyl
441.	trans-4-methoxycyclohexyl	(R) CH ₃	H	methoxymethyl
442.	4-oxocyclohexyl	H	H	cyclobutyl
443.	4-oxocyclohexyl	H	H	1-methylcyclopropyl
444.	4-oxocyclohexyl	H	H	trifluoromethyl
445.	4-oxocyclohexyl	H	H	difluoromethyl
446.	4-oxocyclohexyl	H	H	2-propyl
447.	4-oxocyclohexyl	H	H	cyclopentyl
448.	4-oxocyclohexyl	H	H	2-methyl-2-propyl
449.	4-oxocyclohexyl	H	H	2-methoxyethyl
450.	4-oxocyclohexyl	H	H	methoxymethyl
451.	4-oxocyclohexyl	H	(rac) CH ₃	cyclobutyl
452.	4-oxocyclohexyl	H	(rac) CH ₃	1-methylcyclopropyl
453.	4-oxocyclohexyl	H	(rac) CH ₃	trifluoromethyl
454.	4-oxocyclohexyl	H	(rac) CH ₃	difluoromethyl
455.	4-oxocyclohexyl	H	(rac) CH ₃	2-propyl
456.	4-oxocyclohexyl	H	(rac) CH ₃	cyclopentyl
457.	4-oxocyclohexyl	H	(rac) CH ₃	2-methyl-2-propyl
458.	4-oxocyclohexyl	H	(rac) CH ₃	2-methoxyethyl
459.	4-oxocyclohexyl	H	(rac) CH ₃	methoxymethyl
460.	4-oxocyclohexyl	H	(S) CH ₃	cyclobutyl
461.	4-oxocyclohexyl	H	(S) CH ₃	1-methylcyclopropyl
462.	4-oxocyclohexyl	H	(S) CH ₃	trifluoromethyl
463.	4-oxocyclohexyl	H	(S) CH ₃	difluoromethyl
464.	4-oxocyclohexyl	H	(S) CH ₃	2-propyl
465.	4-oxocyclohexyl	H	(S) CH ₃	cyclopentyl
466.	4-oxocyclohexyl	H	(S) CH ₃	2-methyl-2-propyl
467.	4-oxocyclohexyl	H	(S) CH ₃	2-methoxyethyl

#	R ¹	R ^{3a}	R ^{3b}	R ⁵
468.	4-oxocyclohexyl	H	(S) CH ₃	methoxymethyl
469.	4-oxocyclohexyl	H	(R) CH ₃	cyclobutyl
470.	4-oxocyclohexyl	H	(R) CH ₃	1-methylcyclopropyl
471.	4-oxocyclohexyl	H	(R) CH ₃	trifluoromethyl
472.	4-oxocyclohexyl	H	(R) CH ₃	difluoromethyl
473.	4-oxocyclohexyl	H	(R) CH ₃	2-propyl
474.	4-oxocyclohexyl	H	(R) CH ₃	cyclopentyl
475.	4-oxocyclohexyl	H	(R) CH ₃	2-methyl-2-propyl
476.	4-oxocyclohexyl	H	(R) CH ₃	2-methoxyethyl
477.	4-oxocyclohexyl	H	(R) CH ₃	methoxymethyl
478.	4-oxocyclohexyl	(rac) CH ₃	H	cyclobutyl
479.	4-oxocyclohexyl	(rac) CH ₃	H	1-methylcyclopropyl
480.	4-oxocyclohexyl	(rac) CH ₃	H	trifluoromethyl
481.	4-oxocyclohexyl	(rac) CH ₃	H	difluoromethyl
482.	4-oxocyclohexyl	(rac) CH ₃	H	2-propyl
483.	4-oxocyclohexyl	(rac) CH ₃	H	cyclopentyl
484.	4-oxocyclohexyl	(rac) CH ₃	H	2-methyl-2-propyl
485.	4-oxocyclohexyl	(rac) CH ₃	H	2-methoxyethyl
486.	4-oxocyclohexyl	(rac) CH ₃	H	methoxymethyl
487.	4-oxocyclohexyl	(S) CH ₃	H	cyclobutyl
488.	4-oxocyclohexyl	(S) CH ₃	H	1-methylcyclopropyl
489.	4-oxocyclohexyl	(S) CH ₃	H	trifluoromethyl
490.	4-oxocyclohexyl	(S) CH ₃	H	difluoromethyl
491.	4-oxocyclohexyl	(S) CH ₃	H	2-propyl
492.	4-oxocyclohexyl	(S) CH ₃	H	cyclopentyl
493.	4-oxocyclohexyl	(S) CH ₃	H	2-methyl-2-propyl
494.	4-oxocyclohexyl	(S) CH ₃	H	2-methoxyethyl
495.	4-oxocyclohexyl	(S) CH ₃	H	methoxymethyl
496.	4-oxocyclohexyl	(R) CH ₃	H	cyclobutyl

#	R ¹	R ^{3a}	R ^{3b}	R ⁵
497.	4-oxocyclohexyl	(R) CH ₃	H	1-methylcyclopropyl
498.	4-oxocyclohexyl	(R) CH ₃	H	trifluoromethyl
499.	4-oxocyclohexyl	(R) CH ₃	H	difluoromethyl
500.	4-oxocyclohexyl	(R) CH ₃	H	2-propyl
501.	4-oxocyclohexyl	(R) CH ₃	H	cyclopentyl
502.	4-oxocyclohexyl	(R) CH ₃	H	2-methyl-2-propyl
503.	4-oxocyclohexyl	(R) CH ₃	H	2-methoxyethyl
504.	4-oxocyclohexyl	(R) CH ₃	H	methoxymethyl
505.	(rac) cis-3-hydroxycyclohexyl	H	H	cyclobutyl
506.	(rac) cis-3-hydroxycyclohexyl	H	H	1-methylcyclopropyl
507.	(rac) cis-3-hydroxycyclohexyl	H	H	trifluoromethyl
508.	(rac) cis-3-hydroxycyclohexyl	H	H	difluoromethyl
509.	(rac) cis-3-hydroxycyclohexyl	H	H	2-propyl
510.	(rac) cis-3-hydroxycyclohexyl	H	H	cyclopentyl
511.	(rac) cis-3-hydroxycyclohexyl	H	H	2-methyl-2-propyl
512.	(rac) cis-3-hydroxycyclohexyl	H	H	2-methoxyethyl
513.	(rac) cis-3-hydroxycyclohexyl	H	H	methoxymethyl
514.	(rac) trans-3-hydroxycyclohexyl	H	H	cyclobutyl
515.	(rac) trans-3-hydroxycyclohexyl	H	H	1-methylcyclopropyl
516.	(rac) trans-3-hydroxycyclohexyl	H	H	trifluoromethyl
517.	(rac) trans-3-hydroxycyclohexyl	H	H	difluoromethyl
518.	(rac) trans-3-hydroxycyclohexyl	H	H	2-propyl
519.	(rac) trans-3-hydroxycyclohexyl	H	H	cyclopentyl
520.	(rac) trans-3-hydroxycyclohexyl	H	H	2-methyl-2-propyl

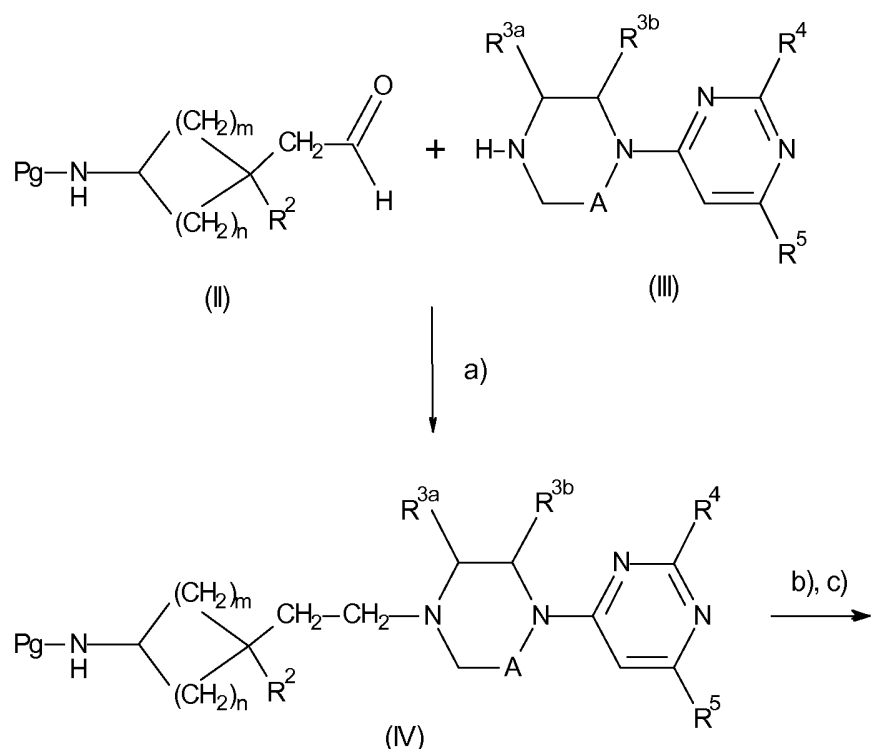
#	R ¹	R ^{3a}	R ^{3b}	R ⁵
521.	(rac) trans-3-hydroxycyclohexyl	H	H	2-methoxyethyl
522.	(rac) trans-3-hydroxycyclohexyl	H	H	methoxymethyl
523.	(1S,3R)-3-hydroxycyclohexyl	H	H	cyclobutyl
524.	(1S,3R)-3-hydroxycyclohexyl	H	H	1-methylcyclopropyl
525.	(1S,3R)-3-hydroxycyclohexyl	H	H	trifluoromethyl
526.	(1S,3R)-3-hydroxycyclohexyl	H	H	difluoromethyl
527.	(1S,3R)-3-hydroxycyclohexyl	H	H	2-propyl
528.	(1S,3R)-3-hydroxycyclohexyl	H	H	cyclopentyl
529.	(1S,3R)-3-hydroxycyclohexyl	H	H	2-methyl-2-propyl
530.	(1S,3R)-3-hydroxycyclohexyl	H	H	2-methoxyethyl
531.	(1S,3R)-3-hydroxycyclohexyl	H	H	methoxymethyl
532.	(1S,3S)-3-hydroxycyclohexyl	H	H	cyclobutyl
533.	(1S,3S)-3-hydroxycyclohexyl	H	H	1-methylcyclopropyl
534.	(1S,3S)-3-hydroxycyclohexyl	H	H	trifluoromethyl
535.	(1S,3S)-3-hydroxycyclohexyl	H	H	difluoromethyl
536.	(1S,3S)-3-hydroxycyclohexyl	H	H	2-propyl
537.	(1S,3S)-3-hydroxycyclohexyl	H	H	cyclopentyl
538.	(1S,3S)-3-hydroxycyclohexyl	H	H	2-methyl-2-propyl
539.	(1S,3S)-3-hydroxycyclohexyl	H	H	2-methoxyethyl
540.	(1S,3S)-3-hydroxycyclohexyl	H	H	methoxymethyl
541.	(1R,3S)-3-hydroxycyclohexyl	H	H	cyclobutyl
542.	(1R,3S)-3-hydroxycyclohexyl	H	H	1-methylcyclopropyl
543.	(1R,3S)-3-hydroxycyclohexyl	H	H	trifluoromethyl
544.	(1R,3S)-3-hydroxycyclohexyl	H	H	difluoromethyl
545.	(1R,3S)-3-hydroxycyclohexyl	H	H	2-propyl
546.	(1R,3S)-3-hydroxycyclohexyl	H	H	cyclopentyl
547.	(1R,3S)-3-hydroxycyclohexyl	H	H	2-methyl-2-propyl
548.	(1R,3S)-3-hydroxycyclohexyl	H	H	2-methoxyethyl

#	R ¹	R ^{3a}	R ^{3b}	R ⁵
549.	(1R,3S)-3-hydroxycyclohexyl	H	H	methoxymethyl
550.	(1R,3R)-3-hydroxycyclohexyl	H	H	cyclobutyl
551.	(1R,3R)-3-hydroxycyclohexyl	H	H	1-methylcyclopropyl
552.	(1R,3R)-3-hydroxycyclohexyl	H	H	trifluoromethyl
553.	(1R,3R)-3-hydroxycyclohexyl	H	H	difluoromethyl
554.	(1R,3R)-3-hydroxycyclohexyl	H	H	2-propyl
555.	(1R,3R)-3-hydroxycyclohexyl	H	H	cyclopentyl
556.	(1R,3R)-3-hydroxycyclohexyl	H	H	2-methyl-2-propyl
557.	(1R,3R)-3-hydroxycyclohexyl	H	H	2-methoxyethyl
558.	(1R,3R)-3-hydroxycyclohexyl	H	H	methoxymethyl

The compounds I according to the invention can be prepared by analogy to methods known from the literature. An important approach to the compounds according to the invention is offered by the reaction of a 2-(N-protected aminocycloalkyl)-
5 acetaldehyde compound II with an 4-piperazine-1-yl-pyrimidine compound III as depicted in scheme 1.

Scheme 1:

46



In scheme 1, R¹, R², R^{3a}, R^{3b}, R⁴, R⁵ and A have the aforementioned meanings. Pg is N-protective group which can be cleaved under mild conditions, such as methoxycarbonyl, ethoxycarbonyl, tert-butoxycarbonyl (boc), benzyloxycarbonyl (cbz), 2-trimethylsilylethoxycarbonyl (Teoc) or 9-fluorenylmethoxycarbonyl (fmoc).

In step a) of scheme 1, an aldehyde of the formula (II) is reacted with a compound of formula III under conditions of a reductive amination. Usually a mild reducing agent, e.g. a borohydride such as sodium borohydride, sodium cyanoborohydride or sodium triacetoxyborohydride, is used. The skilled person is familiar with the reaction conditions which are required for a reductive amination, e.g. from *Bioorganic and Medicinal Chemistry Lett.* 2002, 12(5), pp. 795-798 and 12(7) pp. 1269-1273.

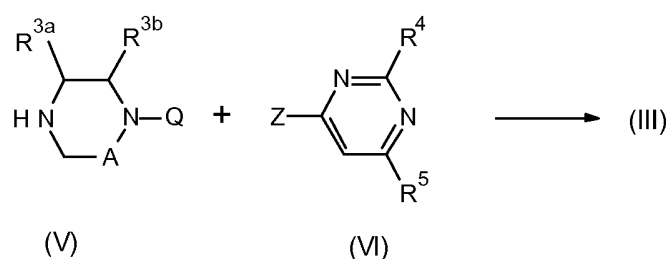
The thus obtained compound of formula IV is deprotected in step b) and reacted in step c) with an acylating agent, e.g. an acyl halide, in particular an acylchloride of the formula R¹-C(O)Cl, a carboxylic acid of the formula R¹-C(O)OH, a C₁-C₄-alkyl ester or an anhydride thereof, to yield the compound of the formula I.

Compounds of the formula II are well known, e.g. from WO 2008/125891, or can be prepared by analogy to the methods described in *J. Med. Chem.* 43, 1878 (2000)

Compounds of the formula III are well known, or can be prepared by analogy to the methods described in WO 99/02503, WO 2004/080981, WO2004/108706, WO 2005/118558, WO 2005/118571 and WO 2009/056625.

A particular approach to compounds of the formula III is shown in scheme 2 below:

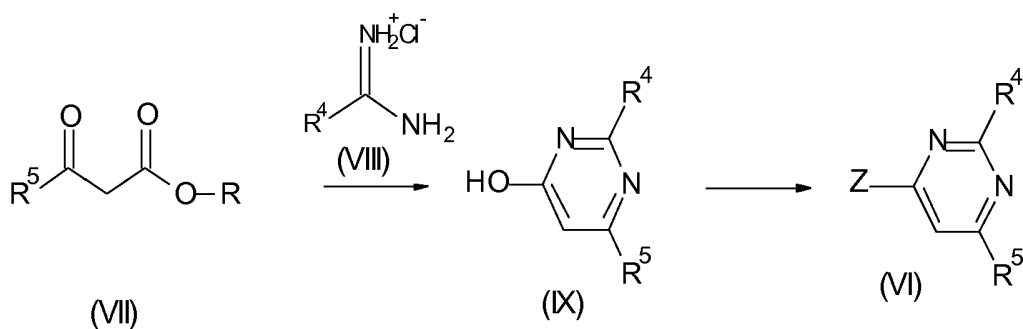
Scheme 2:



In a first step, a piperazine compound V wherein Q is H or an N-protecting group is reacted with a pyrimidine compound VI wherein Z is halogen to yield a compound of the formula III. This method is known from the prior art cited in the introductory part of the application and also from WO 99/09015 and WO 03/002543.

The preparation of the pyrimidine compounds VI is simply achieved by reacting an amidinium chloride (VIII) with a suitable β -ketoester VII to yield a 4-hydroxypyrimidine of the formula IX which can be transformed to the halo compound VI by reacting it with halogenating agent such as thionyl chloride, phosphoryl chloride, phosphoryl bromide, phosphorous trichloride, phosphorous tribromide or phosphorous pentachloride (see scheme 3):

Scheme 3:



β -Ketoesters VII can be simply synthesized according to the methods described in this application from the corresponding acid chlorides R^5 -COCl by reaction with meldrum's acid (2,2-dimethyl-4,6-dioxo-1,3-dioxan) according to the process as described herein and in B. Trost *et al.*, *Journal of the American Chemical Society* 5 (2002), 124(35):10396-10415; Paknikar, S. K. *et al.*, *Journal of the Indian Institute of Science* (2001), 81(2):175-179; and Brummell, David G. *et al.*, *Journal of Medicinal Chemistry* (2001), 44(1):78-93.

The N-oxides of compound I may be prepared from the compounds of formula I according to conventional oxidation methods, for example by treating said compounds 10 with an organic peracid; such as metachloroperbenzoic acid or 3-chloroperbenzoic acid [Journal of Medicinal Chemistry 38(11), 1892-1903 (1995), WO 03/64572]; or with inorganic oxidizing agents; such as hydrogen peroxide [cf. Journal of Heterocyclic Chemistry 18 (7), 1305-1308 (1981)] or oxone [cf. Journal of the American Chemical Society 123(25), 5962-5973 (2001)]. The oxidation may lead to pure mono-N-oxides or 15 to a mixture of different N-oxides, which can be separated by conventional methods; such as chromatography.

The reactions are usually performed in an organic solvent, including aprotic organic solvent, e.g. substituted amides, lactams and ureas; such as dimethylformamide, dimethylacetamide, N-methylpyrrolidone, tetramethyl urea, cyclic ethers; such as dioxane, 20 tetrahydrofuran, halogenated hydrocarbons; such as dichloromethane, and mixtures thereof as well as mixtures thereof with C_1 - C_6 -alkanols and/or water.

The reactions described above will be usually performed at temperatures ranging from -10°C to 100°C , depending on the reactivity of the used compounds.

The reaction mixtures are worked up in a conventional way, e.g. by mixing with 25 water, separating the phases and, where appropriate, purifying the crude products by chromatography. The intermediates and final products in some cases result in the form of colorless or pale brownish, viscous oils which are freed of volatiles or purified under reduced pressure and at moderately elevated temperature. If the intermediates and final products are obtained as solids, the purification can also take place by recrystallization or 30 digestion.

Due to their capability of selectively binding to the dopamine D3 receptor at low concentrations, in particular at least partially antagonizing the Dopamine D3 receptor,

the compounds of the formula I, their N-oxides and their prodrugs and the pharmaceuti-
cally acceptable salts thereof, are particularly suitable for treating disorders or conditions,
which can be treated by modulation of the dopamine D3 receptor, in particular by at least
partially antagonizing the Dopamine D3 receptor. The terms "treating" and "treatment"
5 in terms of the present invention have to be understood to include both curative treat-
ment of the cause of a disease or disorder, the treatment of the symptoms associated with
a disease or disorder, i.e. controlling the disease or disorder or ameliorating the condi-
tions or symptoms associated with a disease or disorder, and prophylactic treatment, i.e.
a treatment for reducing the risk of a disease or disorder.

10 Neurological and psychiatric disorders or conditions which can be treated by do-
pamine D3 receptor ligands, including curative treatment, control or amelioration and
prophylaxis, include CNS disorders, in particular schizophrenia, depression, motivation
disturbances, bipolar disorders, cognitive dysfunctions, in particular cognitive dysfunc-
tions associated with schizophrenia, cognitive dysfunctions associated with dementia
15 (Alzheimer's disease), Parkinson's disease, anxiety, dyskinesia, in particular L-DOPA
induced dyskinesia (LID), especially dyskinesia associated with L-DOPA therapy to treat
Parkinson's disease, substance-related disorders, especially substance use disorder, sub-
stance tolerance conditions associated with substance withdrawal, attention deficit disor-
ders with or without hyperactivity, eating disorders, and personality disorder as well as
20 pain. Disorders or conditions which can be treated by modulating the dopamine D3 re-
ceptor, including curative treatment, control or amelioration and prophylaxis, also in-
clude treatment of disturbances of kidney function, i.e. renal function disorders, in par-
ticular kidney function disturbances which are caused by diabetes such as diabetes melli-
tus, also termed as diabetic nephropathy.

25 Thus, the invention relates to the use of compounds of formula I, their N-oxides
and their prodrugs and the pharmaceutically acceptable salts thereof, for treatment of
disorders or conditions, which can be treated by modulation of the dopamine D3 recep-
tor, i.e. the invention relates to the use of such compounds for curative treatment of such
a disease or disorder, controlling such a disease or disorder, ameliorating the symptoms
30 associated with such a disease or disorder and reducing the risk for such a disease or
disorder.

The present invention also relates to a method for the treatment of a medical disorder, selected from neurological and psychiatric disorders which can be treated by modulation of the dopamine D3 receptor, said method comprising administering an effective amount of at least one compound, selected from the group of compounds of formula I, their N-oxides, their prodrugs and the pharmaceutically acceptable salts thereof, to a mammal in need thereof. The present invention also relates to a method for the treatment of renal function disorders, in particular kidney function disturbances which are caused by diabetes such as diabetes mellitus, said method comprising administering an effective amount of at least one compound, selected from the group of compounds of formula I, their N-oxides, their prodrugs and the pharmaceutically acceptable salts thereof, to a mammal in need thereof.

The present invention in particular relates to:

- a method for treating, controlling, ameliorating or reducing the risk of schizophrenia in a mammalian;
- 15 • a method for treating, controlling, ameliorating or reducing the risk of cognitive disturbances associated with schizophrenia in a mammalian;
- a method for treating, controlling, ameliorating or reducing the risk of depression in a mammalian;
- a method for treating, controlling, ameliorating or reducing the risk of bipolar disorders in a mammalian;
- 20 • a method for treating or ameliorating the symptoms associated with substance abuse disorders in a mammalian;
- a method for treating or ameliorating the symptoms associated with eating disorders in a mammalian;
- 25 • a method for treating, controlling, ameliorating or reducing the risk of cognitive disturbances associated with Alzheimer's disease in a mammalian;
- a method for treating, controlling, ameliorating or reducing the risk of anxiety in a mammalian;
- 30 • a method for treating, controlling, ameliorating or reducing the risk of Parkinson's disease in a mammalian;

- a method for treating, controlling, ameliorating or reducing the risk of disturbances associated with Parkinson's disease in a mammalian;
- a method for treating, controlling, ameliorating or reducing the risk of renal function disorders, in particular diabetic nephropathy in a mammalian;
- 5 • a method for treating, controlling, ameliorating or reducing the risk of disturbances associated with renal function disorders, in particular diabetic nephropathy, in a mammalian;
- a method for treating, controlling, ameliorating or reducing the risk of dyskinesia, in particular L-DOPA induced dyskinesia (LID), especially
- 10 LID associated with treatment of Parkinson's disease, more especially LID associated with long-term treatment of Parkinson's disease;
- and a method for treating, ameliorating or reducing the risk of pain in a mammalian;

which methods comprising administering an effective amount of at least one compound, selected from the group of compounds of formula I, their N-oxides, their pro-
15 drugs and the pharmaceutically acceptable salts thereof, to a mammal in need thereof. The subject treated in the present methods is generally a mammal, preferably a human being, male or female, in whom modulation of dopamine D3 receptor is desired. The terms "effective amount" and "therapeutically effective amount" mean the amount of the
20 subject compound that will elicit the biological or medical response of a tissue, system, animal or human that is being sought by the researcher, veterinarian, medical doctor or other clinician. It is recognized that one skilled in the art may affect the neurological and psychiatric disorders by treating a patient presently afflicted with the disorders or by prophylactically treating a patient afflicted with the disorders with an effective amount of
25 the compound of the present invention. As used herein, the terms "treatment" and "treating" refer to all processes, wherein there may be a slowing, interrupting, arresting, controlling, or stopping of the progression of the disorders described herein, but does not necessarily indicate a total elimination of all disorder symptoms, as well as the prophylactic therapy of the mentioned conditions, particularly in a patient who is predisposed to
30 such disease or disorder. The term "composition" as used herein is intended to encompass a product comprising the specified ingredients in the specified amounts, as well as

any product which results, directly or indirectly, from combination of the specified ingredients in the specified amounts. Such term in relation to pharmaceutical composition, is intended to encompass a product comprising the active ingredient(s), and the inert ingredient(s) that make up the carrier, as well as any product which results, directly or indirectly, from combination, complexation or aggregation of any two or more of the ingredients, or from dissociation of one or more of the ingredients, or from other types of reactions or interactions of one or more of the ingredients. Accordingly, the pharmaceutical compositions of the present invention encompass any composition made by admixing a compound of the present invention and a pharmaceutically acceptable carrier. By "pharmaceutically acceptable" it is meant the carrier, diluent or excipient must be compatible with the other ingredients of the formulation and not deleterious to the recipient thereof.

The terms "administration of and or "administering a" compound should be understood to mean providing a compound of the invention or a prodrug of a compound of the invention to the individual in need of treatment.

A preferred embodiment of the present invention provides a method for treating schizophrenia, comprising: administering to a patient in need thereof an effective amount of at least one compound, selected from the group of compounds of formula I, their N-oxides, their prodrugs and the pharmaceutically acceptable salts thereof.

In another preferred embodiment, the present invention provides a method for treating cognitive disturbances associated with schizophrenia, comprising: administering to a patient in need thereof an effective amount of at least one compound, selected from the group of compounds of formula I, their N-oxides, their prodrugs and the pharmaceutically acceptable salts thereof.

In another preferred embodiment, the present invention provides a method for treating dyskinesia comprising: administering to a patient in need thereof an effective amount of at least one compound, selected from the group of compounds of formula I, their N-oxides, their prodrugs and the pharmaceutically acceptable salts thereof.

In another preferred embodiment, the present invention provides a method for treating L-DOPA induced dyskinesia (LID), in particular LID associated with treatment of Parkinson's disease, especially LID associated with long-term treatment of Parkinson's disease.comprising: administering to a patient in need thereof an effective amount of at

least one compound, selected from the group of compounds of formula I, their N-oxides, their prodrugs and the pharmaceutically acceptable salts thereof.

At present, the fourth edition of the Diagnostic and Statistical Manual of Mental Disorders (DSM-IV) (1994, American Psychiatric Association, Washington, D.C.), provides a diagnostic tool including schizophrenia and other psychotic disorders. These include: disorders having psychotic symptoms as the defining feature. The term psychotic refers to delusions, prominent hallucinations, disorganized speech, disorganized or catatonic behavior. The disorder includes: paranoid, disorganized, catatonic, undifferentiated, and residual schizophrenia, schizophreniform disorder, schizoaffective disorder, delusional disorder, brief psychotic disorder, shared psychotic disorder, psychotic disorder due to a general medical condition, substance-induced psychotic disorder, and psychotic disorder not otherwise specified. The skilled artisan will recognize that there are alternative nomenclatures, nosologies, and classification systems for neurological and psychiatric disorders, and particular schizophrenia, and that these systems evolve with medical scientific progress. Thus, the term "schizophrenia" is intended to include like disorders that are described in other diagnostic sources.

In another preferred embodiment, the present invention provides a method for treating substance-related disorders, comprising: administering to a patient in need thereof an effective amount of at least one compound, selected from the group of compounds of formula I, their N-oxides, their prodrugs and the pharmaceutically acceptable salts thereof.

In another preferred embodiment, the present invention provides a method for treating anxiety, comprising: administering to a patient in need thereof an effective amount of at least one compound, selected from the group of compounds of formula I, their N-oxides, their prodrugs and the pharmaceutically acceptable salts thereof. At present, the fourth edition of the Diagnostic and Statistical Manual of Mental Disorders (DSM-IV) (1994, American Psychiatric Association, Washington, D.C.), provides a diagnostic tool including anxiety and related disorders. These include: panic disorder with or without agoraphobia, agoraphobia without history of panic disorder, specific phobia, social phobia, obsessive-compulsive disorder, post-traumatic stress disorder, acute stress disorder, generalized anxiety disorder, anxiety disorder due to a general medical condition, substance-induced anxiety disorder and anxiety disorder not otherwise specified. As

used herein the term "anxiety" includes treatment of those anxiety disorders and related disorder as described in the DSM-IV. The skilled artisan will recognize that there are alternative nomenclatures, nosologies, and classification systems for neurological and psychiatric disorders, and particular anxiety, and that these systems evolve with medical scientific progress. Thus, the term "anxiety" is intended to include like disorders that are described in other diagnostic sources.

In another preferred embodiment, the present invention provides a method for treating depression, comprising: administering to a patient in need thereof an effective amount of at least one compound, selected from the group of compounds of formula I, their N-oxides, their prodrugs and the pharmaceutically acceptable salts thereof. At present, the fourth edition of the Diagnostic and Statistical Manual of Mental Disorders (DSM-IV) (1994, American Psychiatric Association, Washington, D.C.), provides a diagnostic tool including depression and related disorders. Depressive disorders include, for example, single episodic or recurrent major depressive disorders, and dysthymic disorders, depressive neurosis, and neurotic depression; melancholic depression including anorexia, weight loss, insomnia and early morning waking, and psychomotor retardation; atypical depression (or reactive depression) including increased appetite, hypersomnia, psychomotor agitation or irritability, anxiety and phobias; seasonal affective disorder; or bipolar disorders or manic depression, for example, bipolar I disorder, bipolar II disorder and cyclothymic disorder. As used herein the term "depression" includes treatment of those depression disorders and related disorder as described in the DSM-IV.

In another preferred embodiment, the present invention provides a method for treating substance-related disorders, especially substance dependence, substance abuse, substance tolerance, and substance withdrawal, comprising: administering to a patient in need thereof an effective amount at least one compound, selected from the group of compounds of formula I, their N-oxides, their prodrugs and the pharmaceutically acceptable salts thereof. At present, the fourth edition of the Diagnostic and Statistical Manual of Mental Disorders (DSM-IV) (1994, American Psychiatric Association, Washington, D.C.), provides a diagnostic tool including disorders related to taking a drug of abuse (including alcohol), to the side effects of a medication, and to toxin exposure. Substances include alcohol, amphetamine and similarly acting sympathomimetics, caffeine, cannabis, cocaine, hallucinogens, inhalants, nicotine, opioids, phencyclidine (PCP) or

similarly acting arylcyclohexylamines, and sedatives, hypnotics, or anxiolytics. Also, polysubstance dependence and other unknown substance-related disorders are included. The skilled artisan will recognize that there are alternative nomenclatures, nosologies, and classification systems for neurological and psychiatric disorders, and particular substance-related disorders, and that these systems evolve with medical scientific progress. Thus, the term "substance-related disorder" is intended to include like disorders that are described in other diagnostic sources.

In another preferred embodiment, the present invention provides a method for treating Parkinson's disease and the symptoms and disturbances associated with Parkinson's disease: comprising: administering to a patient in need thereof an effective amount at least one compound, selected from the group of compounds of formula I, their N-oxides, their prodrugs and the pharmaceutically acceptable salts thereof.

In another preferred embodiment, the present invention provides a method for treating renal function disorders, in particular diabetic nephropathy: comprising: administering to a patient in need thereof an effective amount at least one compound, selected from the group of compounds of formula I, their N-oxides, their prodrugs and the pharmaceutically acceptable salts thereof.

In the treatment, prevention, control, amelioration, or reduction of risk of conditions which require modulation of the dopamine D3 receptor an appropriate dosage level will generally be about 0.01 to 500 mg per kg patient body weight per day which can be administered in single or multiple doses. Preferably, the dosage level will be about 0.1 to about 250 mg/kg per day; more preferably about 0.5 to about 100 mg/kg per day. A suitable dosage level may be about 0.01 to 250 mg/kg per day, about 0.05 to 100 mg/kg per day, or about 0.1 to 50 mg/kg per day. Within this range the dosage may be 0.05 to 0.5, 0.5 to 5 or 5 to 50 mg/kg per day. For oral administration, the compositions are preferably provided in the form of tablets containing 1.0 to 1000 milligrams of the active ingredient, particularly 1.0, 5.0, 10.0, 15.0, 20.0, 25.0, 50.0, 75.0, 100.0, 150.0, 200.0, 250.0, 300.0, 400.0, 500.0, 600.0, 750.0, 800.0, 900.0, and 1000.0 milligrams of the active ingredient for the symptomatic adjustment of the dosage to the patient to be treated. The compounds may be administered on a regimen of 1 to 4 times per day, preferably once or twice per day. When treating, preventing, controlling, ameliorating, or reducing the risk of neurological and psychiatric disorders or other diseases for which compounds

of the present invention are indicated, generally satisfactory results are obtained when the compounds of the present invention are administered at a daily dosage of from about 0.1 milligram to about 100 milligram per kilogram of animal body weight, preferably given as a single daily dose or in divided doses two to six times a day, or in sustained release
5 form. For most large mammals, the total daily dosage is from about 1.0 milligrams to about 1000 milligrams, preferably from about 1 milligram to about 500 milligrams, in the case of a 70 kg adult human, the total daily dose will generally be from about 3 milligrams to about 350 milligrams. This dosage regimen may be adjusted to provide the optimal therapeutic response. It will be understood, however, that the specific dose level
10 and frequency of dosage for any particular patient may be varied and will depend upon a variety of factors including the activity of the specific compound employed, the metabolic stability and length of action of that compound, the age, body weight, general health, sex, diet, mode and time of administration, rate of excretion, drug combination, the severity of the particular condition, and the host undergoing therapy.

15 The compounds of the present invention may be administered by conventional routes of administration, including parenteral (e.g., intramuscular, intrapentoneal, intravenous, ICV, intracisternal injection or infusion, subcutaneous injection, or implant), oral, by inhalation spray, nasal, vaginal, rectal, sublingual, or topical routes of administration.

20 The compounds according to the present invention are further useful in a method for the prevention, treatment, control, amelioration, or reduction of risk of the aforementioned diseases, disorders and conditions in combination with other agents.

The compounds of the present invention may be used in combination with one or more other drugs in the treatment, prevention, control, amelioration, or reduction of risk
25 of diseases or conditions for which compounds of Formula I or the other drugs may have utility, where the combination of the drugs together are safer or more effective than either drug alone. Such other drug(s) may be administered, by a route and in an amount commonly used therefore, contemporaneously or sequentially with a compound of Formula I. When a compound of formula I is used contemporaneously with one or more
30 other drugs, a pharmaceutical composition in unit dosage form containing such other drugs and the compound of formula I is preferred. However, the combination therapy may also include therapies in which the compound of formula I and one or more other

drugs are administered on different overlapping schedules. It is also contemplated that when used in combination with one or more other active ingredients, the compounds of the present invention and the other active ingredients may be used in lower doses than when each is used singly. Accordingly, the pharmaceutical compositions of the present invention include those that contain one or more other active ingredients, in addition to a compound of formula I, an N-oxide, a prodrug or a salt thereof. The above combinations include combinations of a compound of the present invention not only with one other active compound, but also with two or more other active compounds.

Likewise, compounds of the present invention may be used in combination with other drugs that are used in the prevention, treatment, control, amelioration, or reduction of risk of the diseases or conditions for which compounds of the present invention are useful. Such other drugs may be administered, by a route and in an amount commonly used therefore, contemporaneously or sequentially with a compound of the present invention. When a compound of the present invention is used contemporaneously with one or more other drugs, a pharmaceutical composition containing such other drugs in addition to the compound of the present invention is preferred. Accordingly, the pharmaceutical compositions of the present invention include those that also contain one or more other active ingredients, in addition to a compound of the present invention.

The weight ratio of the compound of the present invention to the second active ingredient may be varied and will depend upon the effective dose of each ingredient. Generally, an effective dose of each will be used. Thus, for example, when a compound of the present invention is combined with another agent, the weight ratio of the compound of the present invention to the other agent will generally range from about 1000:1 to about 1:1000, preferably about 200:1 to about 1:200. Combinations of a compound of the present invention and other active ingredients will generally also be within the aforementioned range, but in each case, an effective dose of each active ingredient should be used. In such combinations the compound of the present invention and other active agents may be administered separately or in conjunction. In addition, the administration of one element may be prior to, concurrent to, or subsequent to the administration of other agent(s).

The present invention also relates to pharmaceutical compositions (i.e. medications) which comprise at least one compound of the present invention and, where appropriate, one or more suitable excipients.

5 These excipients/drug carriers are chosen according to the pharmaceutical form and the desired mode of administration.

The compounds of the present invention can be used to manufacture pharmaceutical compositions for parenteral (e.g., intramuscular, intrapertoneal, intravenous, ICV, intracisternal injection or infusion, subcutaneous injection, or implant), oral, sublingual, intratracheal, intranasal, topical, transdermal, vaginal or rectal administration, and be
10 administered to animals or humans in unit dose forms, mixed with conventional pharmaceutical carriers, for the prophylaxis or treatment of the above impairments or diseases.

In the pharmaceutical compositions, the at least one compound of the present invention may be formulated alone or together with further active compounds, in suitable dosage unit formulations containing conventional excipients, which generally are non-
15 toxic and/or pharmaceutically acceptable. Carriers or excipients can be solid, semisolid or liquid materials which serve as vehicles, carriers or medium for the active compound. Suitable excipients are listed in the specialist medicinal monographs. In addition, the formulations can comprise pharmaceutically acceptable carriers or customary auxiliary substances, such as glidants; wetting agents; emulsifying and suspending agents; preserva-
20 tives; antioxidants; antiirritants; chelating agents; coating auxiliaries; emulsion stabilizers; film formers; gel formers; odor masking agents; taste corrigents; resin; hydrocolloids; solvents; solubilizers; neutralizing agents; diffusion accelerators; pigments; quaternary ammonium compounds; refatting and overfatting agents; raw materials for ointments, creams or oils; silicone derivatives; spreading auxiliaries; stabilizers; sterilants;
25 suppository bases; tablet auxiliaries, such as binders, fillers, glidants, disintegrants or coatings; propellants; drying agents; opacifiers; thickeners; waxes; plasticizers and white mineral oils. A formulation in this regard is based on specialist knowledge as described, for example, in Fiedler, H. P., *Lexikon der Hilfsstoffe für Pharmazie, Kosmetik und angrenzende Gebiete* [Encyclopedia of auxiliary substances for pharmacy, cosmetics and related fields], 4th edition, Aulendorf: ECV-Editio-Kantor-Verlag, 1996.
30

Suitable unit dose forms include forms for oral administration, such as tablets, gelatin capsules, powders, granules and solutions or suspensions for oral intake, forms

for sublingual, buccal, intratracheal or intranasal administration, aerosols, implants, forms of subcutaneous, intramuscular or intravenous administration and forms of rectal administration.

5 The compounds of the invention can be used in creams, ointments or lotions for topical administration.

If a solid composition is prepared in the form of tablets, the main ingredient is mixed with a pharmaceutical carrier such as gelatin, starch, lactose, magnesium stearate, talc, silicon dioxide or the like.

10 The tablets may be coated with sucrose, a cellulose derivative or another suitable substance or be treated otherwise in order to display a prolonged or delayed activity and in order to release a predetermined amount of the active basic ingredient continuously.

A preparation in the form of gelatin capsules is obtained by mixing the active ingredient with an extender and taking up the resulting mixture in soft or hard gelatin capsules.

15 A preparation in the form of a syrup or elixir or for administration in the form of drops may comprise active ingredients together with a sweetener, which is preferably calorie-free, methylparaben or propylparaben as antiseptics, a flavoring and a suitable coloring.

20 The water-dispersible powders or granules may comprise the active ingredients mixed with dispersants, wetting agents or suspending agents such as polyvinylpyrrolidones, and sweeteners or taste improvers.

25 Rectal administration is achieved by the use of suppositories which are prepared with binders which melt at the rectal temperature, for example cocobutter or polyethylene glycols. Parenteral administration is effected by using aqueous suspensions, isotonic salt solutions or sterile and injectable solutions which comprise pharmacologically suitable dispersants and/or wetting agents, for example propylene glycol or polyethylene glycol.

The active basic ingredient may also be formulated as microcapsules or liposomes/centrosomes, if suitable with one or more carriers or additives.

30 In addition to the compounds of the general formula I, their prodrugs, their N-oxides, their tautomers, their hydrates or their pharmaceutically suitable salts, the com-

positions of the invention may comprise further active basic ingredients which may be beneficial for the treatment of the impairments or diseases indicated above.

The present invention thus further relates to pharmaceutical compositions in which a plurality of active basic ingredients are present together, where at least one thereof is a
5 compound of the invention.

When producing the pharmaceutical compositions, the compounds according to the invention are optionally mixed or diluted with one or more carriers.

The following examples are intended for further illustration of the present invention.

10 The compounds were either characterized via ¹H NMR in d₆-dimethylsulfoxid, deuteromethanol or deuteriochloroform, if not stated otherwise, on a 400 MHz, 500 MHz, or 600 MHz NMR instrument (Bruker AVANCE), or by mass spectrometry, generally recorded via HPLC-MS in a fast gradient on C18-material (electrospray-ionisation (ESI mode), or melting point.

15 The magnetic nuclear resonance spectral properties (NMR) refer to the chemical shifts (δ) expressed in parts per million (ppm). The relative area of the shifts in the ¹H NMR spectrum corresponds to the number of hydrogen atoms for a particular functional type in the molecule. The nature of the shift, as regards multiplicity, is indicated as singlet (s), broad singlet (s. br.), doublet (d), broad doublet (d br.), triplet (t), broad triplet (t br.),
20 quartet (q), quintet (quint.) and multiplet (m).

Abbreviations:

AcOH	acetic acid
Boc	tert-butyloxycarbonyl
25 DCE	1,2-dichloroethane
DCM	dichloromethane
EA	ethyl acetate
EtOH	ethanol
hr	hour
30 MeOH	methanol
NaOMe	sodium methoxide
MeOD	deuteromethanol

PE	petrolether
pre-TLC	preparative thin layer chromatography
RT	retention time
THF	tetrahydrofuran

5

Intermediates

I. Pyrimidyl-piperazine building block

I.1 2-tert-Butyl-4-(2-methoxy-ethyl)-6-piperazin-1-yl-pyrimidine

10

I.1.1 5-Methoxy-3-oxo-pentanoic acid methyl ester

To a solution of 3-methoxy propionyl chloride (51.7 g, 359 mmol) and pyridine (87 mL, 1077 mmol) in DCM (400 mL), dimedon (44 g, 359 mmol) was added dropwise at 0°C to 10°C. The reaction mixture was stirred overnight at room temperature, 1 N HCl (400 mL) was added, extracted with DCM (500 mL × 3). The organic layer was washed with water, dried over Na₂SO₄, filtered, and concentrated to dryness. The oily residue was dissolved in MeOH (400 mL) and refluxed for 2 hrs. The reaction mixture was concentrated to dryness. The residue was purified by silica gel column (PE : EA = 15 : 1) to give the title compound (27 g, 47.0% yield) as white oil.

20 ¹H NMR (400 MHz CDCl₃): δ 3.72 (s, 3H), 3.65-3.62 (m, 2H), 3.49 (s, 2H), 3.31 (s, 3H), 2.78-2.75 (m, 2H).

I.1.2 2-tert-Butyl-6-(2-methoxy-ethyl)-pyrimidin-4-ol

5-Methoxy-3-oxo-pentanoic acid methyl ester (27 g, 169 mmol) and tert-butyl amidinium hydrochloride (18.57 g, 185 mmol) were dissolved in MeOH (200 mL); sodium methanolate (27.3 g, 506 mmol) was added in portions to the solution at 10°C. The reaction mixture was then stirred at room temperature overnight. The reaction mixture was concentrated to half the volume, filtered, the filtrate was acidified with 1 N HCl to pH = 5, the precipitate was collected by filtration, which was dried under high vacuum to give the title compound (20 g, 56% yield) as white oil.

30 ¹H NMR (400 MHz CDCl₃): δ 11.91 (s, 1H), 6.19 (s, 1H), 3.73-3.71 (m, 2H), 3.34 (s, 3H), 2.79-2.75 (m, 2H), 1.37 (s, 9H).

I.1.3 2-tert-Butyl-4-chloro-6-(2-methoxy-ethyl)-pyrimidine

To a solution of 2-tert-butyl-6-(2-methoxy-ethyl)-pyrimidin-4-ol (20 g, 95 mmol) in toluene (200 mL) and DMF (2 mL) was added dropwise POCl₃ (36.5 g, 238 mmol) in an ice bath. The mixture was stirred for 3 hrs at room temperature. The reaction mixture was poured into water, extracted with DCM (400 mL × 3). The organic layer was dried over Na₂SO₄ and concentrated to give the title compound (20 g, 92% yield) as a yellow oil.

¹H NMR (400 MHz CDCl₃): δ 7.02 (s, 1H), 3.78-3.75 (m, 2H), 3.33 (s, 3H), 2.96-2.93 (m, 2H), 1.36 (s, 9H).

I.1.4 2-tert-Butyl-4-(2-methoxy-ethyl)-6-piperazin-1-yl-pyrimidine

A solution of piperazine (45.2 g, 525 mmol) in ethanol (300 mL) was heated to reflux. A solution of 2-tert-butyl-4-chloro-6-(2-methoxy-ethyl)-pyrimidine (20 g, 87 mmol) in ethanol (50 mL) was added dropwise to the above solution. The solution was refluxed for another 3 hrs, cooled to room temperature. Then water was added and the organic layer was extracted with EA (400 mL × 3). To the organic layer was added 5 % citric acid (1 L), separated, and the aqueous layer was collected and adjusted to alkaline pH > 8 with 2 N NaOH. The alkaline aqueous layer was extracted with EA (400 mL × 3), and the organic phase was dried over Na₂SO₄, filtered and concentrated to give the title compound (20 g, 82% yield) as a yellow oil.

¹H NMR (CDCl₃ 400 MHz): δ 6.17 (s, 1H), 3.76-3.73 (m, 2H), 3.60-3.57 (m, 4H), 3.33 (s, 3H), 2.93-2.90 (m, 4H), 2.83-2.80 (m, 2H), 1.72-1.70 (m, 1H), 1.31 (s, 9H).

LC-MS (ESI): m/z 279 (M+H)⁺.

I.2 2-tert-butyl-4-cyclobutyl-6-(piperazin-1-yl)pyrimidine

I.2.1 2-tert-butyl-6-cyclobutyl-pyrimidin-4-ol

A mixture of methyl 3-cyclobutyl-3-oxo-propanoate (4.3 g, 27.53 mmol) and 2,2-dimethylpropanamide (2.3 g, 22.10 mmol) was stirred in dry MeOH (50 mL) and NaOMe (5.0 g, 92 mmol) was added in portions at 10°C. The suspension was stirred at room temperature overnight. The reaction mixture was concentrated to roughly half of

the volume and filtered. The filtrate was extracted with water and DCM. The combined organic layers were washed with brine, dried over Na₂SO₄, filtered, and concentrated under reduced pressure. The residue was stirred with acetone and the precipitate collected, dried under vacuum to give the title compound (3.15 g, 15.27 mmol, 66%).

5 LC-MS (ESI): m/z 207 (M+H)⁺, TR: 0.864 min.

I.2.2 2-tert-butyl-4-chloro-6-cyclobutyl-pyrimidine

2-tert-butyl-6-cyclobutyl-pyrimidin-4-ol (3.15 g, 15.27 mmol) was dissolved in toluene (25 ml) / DMF (0.3 ml). POCl₃ (3.5 mL, 38 mmol) was added dropwise at 10°C. The
10 resulted solution was stirred at room temperature for 3 h then poured into water, extracted with DCM. The organic layer was dried over Na₂SO₄, filtered, and concentrated under reduced pressure to give the title compound (3.28 g, 97%). The crude material was used without further purification for the next step.

LC-MS: m/z = 225.0 (M+H)⁺, RT: 1.186 min

15

I.2.3 2-tert-butyl-4-cyclobutyl-6-(piperazin-1-yl)pyrimidine

Piperazine (7.54 g, 87.57 mmol) was dissolved in EtOH, 2-tert-butyl-4-chloro-6-cyclobutyl-pyrimidine (3.28 g, 14.60 mmol) was added dropwise at 80°C over 10 min. The solution was refluxed overnight and then concentrated under reduced pressure. The
20 residue was dissolved in EtOAc, washed with water and brine, dried over Na₂SO₄, filtered, and concentrated under reduced pressure to give the title compound (3.5 g, 87%).

LC-MS: m/z = 275.0 (M+H), RT: 0.564 min

II. Aldehyde building block

25

II.1 tert-butyl N-[3-(2-oxoethyl)cyclobutyl]carbamate

II.1.1 (3-tert-Butoxycarbonylamino-cyclobutylidene)-acetic acid methyl ester

To a solution of (3-oxo-cyclobutyl)-carbamic acid tert-butyl ester (5.6 g, 30.2 mmol) in
30 anhydrous toluene (100 mL) was added methyl (triphenylphosphoranylidene)acetate (10.7 g, 45.4 mmol) and heated to reflux overnight under N₂. After cooling to room temperature, the mixture was poured into water and extracted with EA. The organic

phase was dried over Na_2SO_4 , concentrated under reduced pressure to give a residue, which was purified by column chromatography on silica gel (eluted with PE:EA = 20:1) to give the title compound (7 g, yield 96%) as a white solid.

^1H NMR (400 MHz, CDCl_3): δ 5.71 (s, 1H), 4.86 (br, 1H), 4.25 (br, 1H), 3.70 (s, 3H),
5 3.60 (br, 1H), 3.23-3.18 (br, 1H), 2.97-2.92 (br, 1H), 2.79-2.73 (br, 1H), 1.46 (s, 9H).

II.1.2 (3-tert-Butoxycarbonylamino-cyclobutyl)-acetic acid methyl ester

To a solution of (3-tert-Butoxycarbonylamino-cyclobutylidene)-acetic acid methyl ester (7 g, 29 mmol) in methanol (100 mL) was added Pd/C (5 g) and stirred at room
10 temperature under H_2 balloon overnight. After TLC showed the reaction was completed, the mixture was filtered over Celite. The filtrate was concentrated under reduced pressure to give the title compound (7 g, yield 99%) as a white solid, which was used for the next step directly without further purification.

15 II.1.3 3-(2-Hydroxy-ethyl)-cyclobutyl]-carbamic acid tert-butyl ester

To a solution of (3-tert-butoxycarbonylamino-cyclobutyl)-acetic acid methyl ester (7 g, 28.8 mmol) in anhydrous THF (100 mL) was added LiAlH_4 (2.18 g, 57.5 mmol) dropwise at 0°C and the mixture was stirred at 0°C for 2 hrs. The mixture was quenched with water (2 mL), NaOH solution (0.5 N, 2 mL) and water (2 mL), filtered and
20 extracted with EA. The organic phase was washed by brine, dried over Na_2SO_4 , filtered and concentrated under reduced pressure to give the title compound (5.7 g, yield 92%) as a white solid, which was used for next step directly without further purification.

II.1.4 tert-butyl N-[3-(2-oxoethyl)cyclobutyl]carbamate

To a solution of 3-(2-hydroxy-ethyl)-cyclobutyl]-carbamic acid tert-butyl ester (5.2 g, 24.1 mmol) in anhydrous DCM (100 mL) was added Dess-Martin periodinane (20.5 g, 48.3 mmol) and stirred at room temperature for 5 hrs. The mixture was quenched with $\text{Na}_2\text{S}_2\text{O}_3$ solution, extracted with DCM. The organic phase was concen-trated under
25 reduced pressure to give a residue, which was purified by column chroma-tography on silica gel (eluted with PE:EA = 5:1) to give the title compound (2.7 g, yield 52%) as an
30 oily liquid.

II.2 tert-butyl trans-4-(2-oxoethyl)cyclohexylcarbamate

Commercially available

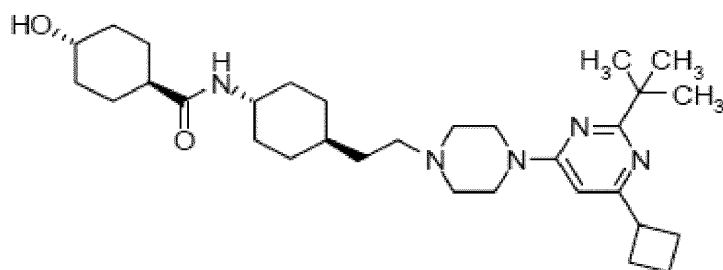
II.3 tert-butyl cis-4-(2-oxoethyl)cyclohexylcarbamate

5 Commercially available

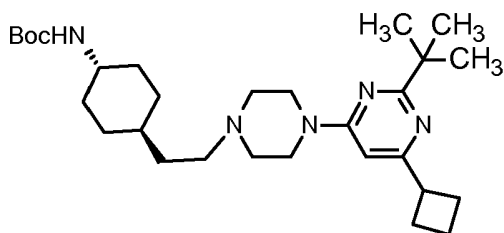
III. EXAMPLES

EXAMPLE 1

- 10 trans-N-[trans-4-[2-[4-(2-tert-butyl-6-cyclobutyl-pyrimidin-4-yl)piperazin-1-yl]ethyl]cyclohexyl]-4-hydroxy-cyclohexanecarboxamide (compound 1; compound of the formula I, where R¹ is trans-4-hydroxycyclohexyl; m is 2, n is 2, R² = H and the radical R¹-C(=O)-NH and the radical R² have cis configuration)



- 15 1.1 tert-butyl trans-N-[4-[2-[4-(2-tert-butyl-6-cyclobutyl-pyrimidin-4-yl)piperazin-1-yl]ethyl]cyclohexyl]carbamate

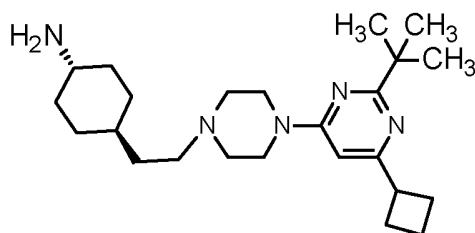


- 20 A mixture of 2-tert-butyl-4-cyclobutyl-6-(piperazin-1-yl)pyrimidine (7.16 g, 26.1 mmol) and tert-butyl trans-4-(2-oxoethyl)cyclohexylcarbamate (6 g, 24.86 mmol) in DCE (100 ml) was stirred at room temperature for 10 min. AcOH and sodium triacetoxyhydroborate (7.90 g, 37.3 mmol) were added. After 4 h, water was added. The aqueous layer

was extracted with methylene chloride (3 x 50 mL). The combined organic layers were washed with brine, dried over Na₂SO₄, filtered, and concentrated under reduced pressure to give the title compound as a yellow oil of (11.2 g, 21.29 mmol, 86% yield) which was used next step without purification.

5 LC-MS: M/z = 500.0 (M+H)⁺, RT: 0.67 min.

1.2 Trans-4-(2-(4-(2-(tert-butyl)-6-cyclobutylpyrimidin-4-yl)piperazin-1-yl)ethyl)cyclohexanamine



10 Tert-butyl N-[trans-[4-[2-[4-(2-tert-butyl-6-cyclobutyl-pyrimidin-4-yl)piperazin-1-yl]ethyl]cyclohexyl]carbamate (11.20 g, 22.41 mmol) was dissolved in HCl/ethyl acetate (150 mL). The resulting solution was stirred at about 25°C for 16 h. Solvent was removed under reduced pressure to provide the title compound (8.9 g, 21.16 mmol, 94% yield) as a colorless solid.

15 LC-MS: M/z = 400.0 (M+H)⁺, RT: 0.52 min

1.3 trans-N-[trans-4-[2-[4-(2-tert-butyl-6-cyclobutyl-pyrimidin-4-yl)piperazin-1-yl]ethyl]cyclohexyl]-4-hydroxy-cyclohexanecarboxamide

Trans-4-hydroxycyclohexanecarboxylic acid (1,991 g, 13,81 mmol) was added to a solution of trans-4-(2-(4-(2-(tert-butyl)-6-cyclobutylpyrimidin-4-yl)piperazin-1-yl)ethyl)cyclohexanamine (4,6 g, 11,51 mmol) in dichloromethane. HATU (2-(3H-[1,2,3]triazolo[4,5-b]pyridin-3-yl)-1,1,3,3-tetramethylisouronium hexafluorophosphate, 5.25 g, 13.8 mmol) and diisopropylethylamine (6.03 mL, 34.5 mmol) were added and the mixture stirred at room temperature for 14 h. The solvent was evaporated and the residue partitioned between dichloromethane and water. The aqueous phase was extracted several times with dichloromethane. The combined organic layers were washed twice with 5% aqueous sodium bicarbonate solution and twice with saturated aqueous sodium chloride solution, dried over sodium sulfate, filtered and evaporated to dryness. Purifica-

tion via silica gel chromatography (330 g Reveleris NP cartridge) with dichloro-
methane/methanol (0-80%) as eluent yielded 6.05 g of the title compound.

LC-MS: m/z 526.4 (M+H)⁺, RT: 2.54 min.

¹H-NMR (CDCl₃, 400 MHz): 1.04-1.08 (m, 4H), 1.13-1.25 (m, 3H), 1.34 (s, 9H), 1.43-
5 1.63 (m, 5H), 1.74-1.79 (m, 2H), 1.87-2.06 (m, 9H), 2.25-2.37 (m, 4H), 2.42 (m, 2H),
2.53 (bs, 4H), 3.43-3.46 (m, 1H), 3.59-3.67 (m, 2H), 3.67 (bs, 4H), 5.23 (d, $J = 8.4$ Hz,
1H), 6.12 (s, 1H).

The compounds of the examples 2 to 44 were prepared following the same way shown
10 above

EXAMPLE 2:

trans-N-[trans-4-[2-[4-[2-tert-butyl-6-(2-methoxyethyl)pyrimidin-4-yl]piperazin-1-
yl]ethyl]cyclohexyl]-4-hydroxy-cyclohexanecarboxamide (compound 2; compound of the
15 formula I, where R¹ is trans-4-hydroxycyclohexyl; m is 2, n is 2, R² = H, and the radical
R¹-C(=O)-NH and the radical R² have cis-configuration)

EXAMPLE 3:

trans-N-[cis-4-[2-[4-[2-tert-butyl-6-(2-methoxyethyl)pyrimidin-4-yl]piperazin-1-
20 yl]ethyl]cyclohexyl]-4-hydroxy-cyclohexanecarboxamide (compound 3; compound of the
formula I, where R¹ is trans-4-hydroxycyclohexyl; m is 2, n is 2, R² = H and the radical
R¹-C(=O)-NH and the radical R² have trans-configuration)

EXAMPLE 4:

cis-N-[trans-4-[2-[4-[2-tert-butyl-6-(2-methoxyethyl)pyrimidin-4-yl]piperazin-1-
25 yl]ethyl]cyclohexyl]-4-hydroxy-cyclohexanecarboxamide (compound 4; compound of the
formula I, where R¹ is cis-4-hydroxycyclohexyl; m is 2, n is 2, R² = H and the radical R¹-
C(=O)-NH and the radical R² have cis-configuration)

30 EXAMPLE 5:

Cis-N-[cis-4-[2-[4-[2-tert-butyl-6-(2-methoxyethyl)pyrimidin-4-yl]piperazin-1-
yl]ethyl]cyclohexyl]-4-hydroxy-cyclohexanecarboxamide (compound 5; compound of the

formula I, where R^1 is cis-4-hydroxycyclohexyl; m is 2, n is 2, $R^2 = H$, and the radical $R^1-C(=O)-NH$ and the radical R^2 have trans-configuration)

EXAMPLE 6:

5 trans-N-[cis-4-[2-[4-(2-tert-butyl-6-cyclobutyl-pyrimidin-4-yl)piperazin-1-yl]ethyl]cyclohexyl]-4-hydroxy-cyclohexanecarboxamide (compound 6, compound of the formula I, where R^1 is trans-4-hydroxycyclohexyl; m is 2, n is 2, $R^2 = H$ and the radical $R^1-C(=O)-NH$ and the radical R^2 have trans-configuration)

10 EXAMPLE 7:

Trans-N-[trans-3-[2-[4-[2-tert-butyl-6-(2-methoxyethyl)pyrimidin-4-yl]piperazin-1-yl]ethyl]cyclobutyl]-4-hydroxy-cyclohexanecarboxamide; 2,2,2-trifluoroacetic acid (compound 7, compound of the formula I, where R^1 is trans-4-hydroxycyclohexyl; m is 1, n is 1, $R^2 = H$ and the radical $R^1-C(=O)-NH$ and the radical R^2 have cis-configuration)

15

EXAMPLE 8:

trans-N-[cis-3-[2-[4-[2-tert-butyl-6-(2-methoxyethyl)pyrimidin-4-yl]piperazin-1-yl]ethyl]cyclobutyl]-4-hydroxy-cyclohexanecarboxamide; 2,2,2-trifluoroacetic acid (compound 8, compound of the formula I, where R^1 is trans-4-hydroxycyclohexyl; m is 1, n is 1, $R^2 = H$ and the radical $R^1-C(=O)-NH$ and the radical R^2 have trans-configuration)

20

EXAMPLE 9:

Trans-N-[trans-3-[2-[4-(2-tert-butyl-6-cyclobutyl-pyrimidin-4-yl)piperazin-1-

25 yl]ethyl]cyclobutyl]-4-hydroxy-cyclohexanecarboxamide (compound 9; compound of the formula I, where R^1 is trans-4-hydroxycyclohexyl; m is 1, n is 1 and the radical $R^1-C(=O)-NH$, $R^2 = H$ and the radical R^2 have cis-configuration)

EXAMPLE 10:

30 Trans-N-[cis-3-[2-[4-(2-tert-butyl-6-cyclobutyl-pyrimidin-4-yl)piperazin-1-yl]ethyl]cyclobutyl]-4-hydroxy-cyclohexanecarboxamide (compound 10; compound of

the formula I, where R^1 is trans-4-hydroxycyclohexyl; m is 1, n is 1, $R^2 = H$ and the radical $R^1-C(=O)-NH$ and the radical R^2 have trans-configuration)

EXAMPLE 11:

5 N-[trans-3-[2-[4-[2-tert-butyl-6-(2-methoxyethyl)pyrimidin-4-yl]piperazin-1-yl]ethyl]cyclobutyl]-4-hydroxy-cyclohexanecarboxamide (compound 11; compound of the formula I, where R^1 is 4-hydroxycyclohexyl; m is 1, n is 1, $R^2 = H$ and the radical $R^1-C(=O)-NH$ and the radical R^2 have cis-configuration)

10 EXAMPLE 12:

Cis-N-[cis-3-[2-[4-[2-tert-butyl-6-(2-methoxyethyl)pyrimidin-4-yl]piperazin-1-yl]ethyl]cyclobutyl]-4-hydroxy-cyclohexanecarboxamide (compound 12; compound of the formula I, where R^1 is cis-4-hydroxycyclohexyl; m is 1, n is 1, $R^2 = H$ and the radical $R^1-C(=O)-NH$ and the radical R^2 have trans-configuration)

15

EXAMPLE 13:

Cis-N-[trans-4-[2-[4-(2-tert-butyl-6-cyclobutyl-pyrimidin-4-yl)piperazin-1-yl]ethyl]cyclohexyl]-3-hydroxy-cyclobutanecarboxamide (compound 13; compound of the formula I, where R^1 is cis-3-hydroxycyclobutyl; m is 2, n is 2, $R^2 = H$ and the radical $R^1-C(=O)-NH$ and the radical R^2 have cis-configuration)

20

EXAMPLE 14:

Cis-N-[trans-4-[2-[4-(2-tert-butyl-6-cyclobutyl-pyrimidin-4-yl)piperazin-1-yl]ethyl]cyclohexyl]-4-hydroxy-cyclohexanecarboxamide; 2,2,2-trifluoroacetic acid

25 (compound 14; compound of the formula I, where R^1 is cis-4-hydroxycyclohexyl; m is 2, n is 2, $R^2 = H$ and the radical $R^1-C(=O)-NH$ and the radical R^2 have cis-configuration)

EXAMPLE 15:

Cis-N-[cis-4-[2-[4-(2-tert-butyl-6-cyclobutyl-pyrimidin-4-yl)piperazin-1-

30 yl]ethyl]cyclohexyl]-4-hydroxy-cyclohexanecarboxamide; 2,2,2-trifluoroacetic acid

(compound 15; compound of the formula I, where R^1 is cis-4-hydroxycyclohexyl; m is 2, n is 2, $R^2 = H$ and the radical $R^1-C(=O)-NH$ and the radical R^2 have trans-configuration)

EXAMPLE 16:

Cis-N-[trans-3-[2-[4-(2-tert-butyl-6-cyclobutyl-pyrimidin-4-yl)piperazin-1-yl]ethyl]cyclobutyl]-4-hydroxy-cyclohexanecarboxamide; 2,2,2-trifluoroacetic acid
5 (compound 16; compound of the formula I, where R^1 is cis-4-hydroxycyclohexyl; m is 1, n is 1, $R^2 = H$ and the radical $R^1-C(=O)-NH$ and the radical R^2 have cis-configuration)

EXAMPLE 17:

cis-N-[cis-4-[2-[4-[2-tert-butyl-6-(2-methoxyethyl)pyrimidin-4-yl]piperazin-1-yl]ethyl]cyclohexyl]-3-hydroxy-cyclobutanecarboxamide (compound 17; compound of
10 the formula I, where R^1 is cis-4-hydroxycyclohexyl; m is 1, n is 1, $R^2 = H$ and the radical $R^1-C(=O)-NH$ and the radical R^2 have trans-configuration)

EXAMPLE 18:

15 cis-N-[trans-4-[2-[4-[2-tert-butyl-6-(2-methoxyethyl)pyrimidin-4-yl]piperazin-1-yl]ethyl]cyclohexyl]-3-hydroxy-cyclobutanecarboxamide (compound 18; compound of the formula I, where R^1 is cis-3-hydroxycyclobutyl; m is 2, n is 2, $R^2 = H$ and the radical $R^1-C(=O)-NH$ and the radical R^2 have cis-configuration)

20 EXAMPLE 19:

N-[trans-4-[2-[4-(2-tert-butyl-6-cyclobutyl-pyrimidin-4-yl)piperazin-1-yl]ethyl]cyclohexyl]-3-hydroxy-3-(trifluoromethyl)cyclobutanecarboxamide (Compound
19; compound of the formula I, where R^1 is 3-hydroxy-3-trifluoromethylcyclobutyl; m is 2, n is 2, $R^2 = H$ and the radical $R^1-C(=O)-NH$ and the radical R^2 have cis-configuration)
25

EXAMPLE 20:

trans-N-[trans-4-[2-[4-(2,6-ditert-butylpyrimidin-4-yl)piperazin-1-yl]ethyl]cyclohexyl]-4-hydroxy-cyclohexanecarboxamide (compound 20; compound of the formula I, where R^1
is trans-4-hydroxycyclohexyl; m is 2, n is 2, $R^2 = H$ and the radical $R^1-C(=O)-NH$ and
30 the radical R^2 have cis-configuration)

EXAMPLE 21:

trans-N-[trans-4-[2-[4-[2-tert-butyl-6-(trifluoromethyl)pyrimidin-4-yl]piperazin-1-yl]ethyl]cyclohexyl]-4-hydroxy-cyclohexanecarboxamide (compound 21; compound of the formula I, where R^1 is trans-4-hydroxycyclohexyl; m is 2, n is 2, $R^2 = H$ and the radical $R^1-C(=O)-NH$ and the radical R^2 have cis-configuration)

5

EXAMPLE 22:

trans-N-[cis-4-[2-[4-(2,6-ditert-butylpyrimidin-4-yl)piperazin-1-yl]ethyl]cyclohexyl]-4-hydroxy-cyclohexanecarboxamide (compound 22; compound of the formula I, where R^1 is trans-4-hydroxycyclohexyl; m is 2, n is 2, $R^2 = H$ and the radical $R^1-C(=O)-NH$ and the radical R^2 have trans-configuration)

10

EXAMPLE 23:

Trans-N-[cis-4-[2-[4-[2-tert-butyl-6-(trifluoromethyl)pyrimidin-4-yl]piperazin-1-yl]ethyl]cyclohexyl]-4-hydroxy-cyclohexanecarboxamide (compound 23; compound of the formula I, where R^1 is trans-4-hydroxycyclohexyl; m is 2, n is 2, $R^2 = H$ and the radical $R^1-C(=O)-NH$ and the radical R^2 have trans-configuration)

15

EXAMPLE 24:

trans-N-[trans-4-[2-[4-[2-tert-butyl-6-(2-methoxyethyl)pyrimidin-4-yl]piperazin-1-yl]ethyl]cyclohexyl]-4-methoxy-cyclohexanecarboxamide (compound 24; compound of the formula I, where R^1 is trans-4-methoxycyclohexyl; m is 2, n is 2, $R^2 = H$ and the radical $R^1-C(=O)-NH$ and the radical R^2 have cis-configuration)

20

EXAMPLE 25:

N-[trans-4-[2-[4-[2-tert-butyl-6-(2-methoxyethyl)pyrimidin-4-yl]piperazin-1-yl]ethyl]cyclohexyl]-3-hydroxy-3-(trifluoromethyl)cyclobutanecarboxamide (compound 25; compound of the formula I, where R^1 is 3-hydroxy-3-trifluoromethylcyclobutyl, m is 2, n is 2, $R^2 = H$ and the radical $R^1-C(=O)-NH$ and the radical R^2 have cis-configuration)

25

30 EXAMPLE 26:

N-[cis-4-[2-[4-[2-tert-butyl-6-(2-methoxyethyl)pyrimidin-4-yl]piperazin-1-yl]ethyl]cyclohexyl]-3-hydroxy-3-(trifluoromethyl)cyclobutanecarboxamide (compound

26; compound of the formula I, where R^1 is 3-hydroxy-3-trifluoromethylcyclobutyl, m is 2, n is 2, $R^2 = H$ and the radical $R^1-C(=O)-NH$ and the radical R^2 have trans-configuration)

5 EXAMPLE 27

N-[4-[2-[4-[2-tert-butyl-6-(1-methylcyclopropyl)pyrimidin-4-yl]piperazin-1-yl]ethyl]cyclohexyl]-4-hydroxy-cyclohexanecarboxamide (compound 27; compound of the formula I, where R^1 is 4-hydroxycyclohexyl; m is 2, n is 2, $R^2 = H$)

10 EXAMPLE 28:

Trans-N-[cis-4-[2-[4-[2-tert-butyl-6-(1-methylcyclopropyl)pyrimidin-4-yl]piperazin-1-yl]ethyl]cyclohexyl]-4-hydroxy-cyclohexanecarboxamide (compound 28; compound of the formula I, where R^1 is trans-4-hydroxycyclohexyl; m is 2, n is 2, $R^2 = H$ and the radical $R^1-C(=O)-NH$ and the radical R^2 have trans-configuration)

15

EXAMPLE 29:

N-[4-[2-[4-[2-tert-butyl-6-(difluoromethyl)pyrimidin-4-yl]piperazin-1-yl]ethyl]cyclohexyl]-4-hydroxy-cyclohexanecarboxamide (compound 29; compound of the formula I, where R^1 is 4-hydroxycyclohexyl; m is 2, n is 2, $R^2 = H$)

20

EXAMPLE 30:

Trans-N-[cis-4-[2-[4-[2-tert-butyl-6-(difluoromethyl)pyrimidin-4-yl]piperazin-1-yl]ethyl]cyclohexyl]-4-hydroxy-cyclohexanecarboxamide (compound 30; compound of the formula I, where R^1 is trans-4-hydroxycyclohexyl; m is 2, n is 2, $R^2 = H$ and the radical $R^1-C(=O)-NH$ and the radical R^2 have trans-configuration)

25

EXAMPLE 31:

N-[4-[2-[4-(2-tert-butyl-6-isopropyl-pyrimidin-4-yl)piperazin-1-yl]ethyl]cyclohexyl]-4-hydroxy-cyclohexanecarboxamide (compound 31; compound of the formula I, where R^1 is 4-hydroxycyclohexyl; m is 2, n is 2, $R^2 = H$)

30

EXAMPLE 32:

Trans-N-[trans-4-[2-[4-(2-tert-butyl-6-isopropyl-pyrimidin-4-yl)piperazin-1-yl]ethyl]cyclohexyl]-4-hydroxy-cyclohexanecarboxamide (compound 32; compound of the formula I, where R^1 is trans-4-hydroxycyclohexyl; m is 2, n is 2, $R^2 = H$ and the radical $R^1-C(=O)-NH$ and the radical R^2 have cis-configuration)

5

EXAMPLE 33:

N-[4-[2-[(3R)-4-[2-tert-butyl-6-(2-methoxyethyl)pyrimidin-4-yl]-3-methyl-piperazin-1-yl]ethyl]cyclohexyl]-4-hydroxy-cyclohexanecarboxamide (compound 33; compound of the formula I, where R^1 is 4-hydroxycyclohexyl; m is 2, n is 2, $R^2 = H$)

10

EXAMPLE 34:

trans-N-[trans-4-[2-[(3R)-4-[2-tert-butyl-6-(2-methoxyethyl)pyrimidin-4-yl]-3-methyl-piperazin-1-yl]ethyl]cyclohexyl]-4-hydroxy-cyclohexanecarboxamide (compound 34; compound of the formula I, where R^1 is trans-4-hydroxycyclohexyl; m is 2, n is 2, $R^2 = H$ and the radical $R^1-C(=O)-NH$ and the radical R^2 have cis-configuration)

15

EXAMPLE 35:

trans-N-[trans-4-[2-[4-(2-tert-butyl-6-cyclopentyl-pyrimidin-4-yl)piperazin-1-yl]ethyl]cyclohexyl]-4-hydroxy-cyclohexanecarboxamide (compound 35; compound of the formula I, where R^1 is trans-4-hydroxycyclohexyl; m is 2, n is 2, $R^2 = H$ and the radical $R^1-C(=O)-NH$ and the radical R^2 have cis-configuration)

20

EXAMPLE 36:

trans-N-[cis-4-[2-[4-(2-tert-butyl-6-cyclopentyl-pyrimidin-4-yl)piperazin-1-yl]ethyl]cyclohexyl]-4-hydroxy-cyclohexanecarboxamide (compound 36; compound of the formula I, where R^1 is trans-4-hydroxycyclohexyl; m is 2, n is 2, $R^2 = H$ and the radical $R^1-C(=O)-NH$ and the radical R^2 have trans-configuration)

25

EXAMPLE 37:

trans-N-[trans-4-[2-[4-[2-tert-butyl-6-(methoxymethyl)pyrimidin-4-yl]piperazin-1-yl]ethyl]cyclohexyl]-4-hydroxy-cyclohexanecarboxamide (compound 37; compound of

30

the formula I, where R^1 is trans-4-hydroxycyclohexyl; m is 2, n is 2, $R^2 = H$ and the radical $R^1-C(=O)-NH$ and the radical R^2 have cis-configuration)

EXAMPLE 38:

5 trans-N-[trans-4-[2-[4-(2-tert-butyl-6-cyclobutyl-pyrimidin-4-yl)piperazin-1-yl]ethyl]cyclohexyl]-3-hydroxy-cyclobutanecarboxamide; 2,2,2-trifluoroacetic acid (compound 38; compound of the formula I, where R^1 is trans-3-hydroxycyclobutyl; m is 2, n is 2, $R^2 = H$ and the radical $R^1-C(=O)-NH$ and the radical R^2 have cis-configuration)

10 EXAMPLE 39:

trans-N-[trans-3-[2-[4-(2-tert-butyl-6-cyclobutyl-pyrimidin-4-yl)piperazin-1-yl]ethyl]cyclobutyl]-3-hydroxy-cyclobutanecarboxamide; 2,2,2-trifluoroacetic acid (compound 39; compound of the formula I, where R^1 is trans-3-hydroxycyclobutyl; m is 1, n is 1, $R^2 = H$ and the radical $R^1-C(=O)-NH$ and the radical R^2 have cis-configuration)

15

EXAMPLE 40:

cis-N-[trans-4-[2-[4-[2-tert-butyl-6-(methoxymethyl)pyrimidin-4-yl]piperazin-1-yl]ethyl]cyclohexyl]-3-hydroxy-cyclobutanecarboxamide (compound 40; compound of the formula I, where R^1 is cis-3-hydroxycyclobutyl; m is 2, n is 2, $R^2 = H$ and the radical $R^1-C(=O)-NH$ and the radical R^2 have cis-configuration)

20

EXAMPLE 41:

Trans-N-[4-[2-[(3S)-4-(2-tert-butyl-6-isopropyl-pyrimidin-4-yl)-3-methyl-piperazin-1-yl]ethyl]cyclohexyl]-trans-4-hydroxy-cyclohexanecarboxamide (compound 41, compound of the formula I, where R^1 is trans-4-hydroxycyclohexyl; m is 2, n is 2, $R^2 = H$, R^{3b} is (S) methyl and the radical $R^1-C(=O)-NH$ and the radical R^2 have cis-configuration)

25

LCMS: m/z 528.4 (M+H)

1H -NMR ($CDCl_3$, 400 MHz): δ : 6.1 (s, 1H), 5.23 (d, 1H), 4.55 (m, 1H), 4.15 (m, 1H),

30

3.7 (m, 1H), 3.62 (m, 1H), 3.13 (m, 1H), 2.9 (m, 1H), 2.78 (m, 2H), 2.4 (m, 1H), 2.3 (m, 1H), 2.2 (m, 1H), 1.85-2.1 (several m, 10H), 1.8 (m, 2H), 1.2-1.6 (broad, several m, 5H), 1.55 (m, 2H), 1.4 (m, 2H), 1.3 (s, 9H), 1.25 (m, 6H), 1.1 (m, 3H).

EXAMPLE 42

N-[3-[2-[(3S)-4-(2-tert-butyl-6-isopropyl-pyrimidin-4-yl)-3-methyl-piperazin-1-yl]ethyl]cyclobutyl]-trans-4-hydroxy-cyclohexanecarboxamide (compound 42,

- 5 compound of the formula I, where R¹ is trans-4-hydroxycyclohexyl; m is 1, n is 1, R² = H, R^{3b} is (S)-methyl and the radical R¹-C(=O)-NH and the radical R² have trans-configuration)

LCMS: *m/z* 500.3 (M+H)

- 10 ¹H-NMR (CDCl₃, 400 MHz): δ: 6.08 (s, 1H), 5.5 (d, 1H), 4.55 (m, 1H), 4.25 (m, 1H), 4.15 (m, 1H), 3.6 (m, 1H), 3.12 (m, 1H), 2.88 (m, 1H), 2.7-2.85 (m, 2H), 2.55 (m, 2H), 2.3 (m, 1H), 2.2 (m, 2H), 1.8-2.1 (several m, 7H), 1.35-1.7 (several m, 9H), 1.33 (s, 9H), 1.28 (m, 2H), 1.2 (d, 6H).

15 EXAMPLE 43

Cis-N-[4-[2-[4-(2-tert-butyl-6-isopropyl-pyrimidin-4-yl)piperazin-1-yl]ethyl]cyclohexyl]-trans-4-hydroxy-cyclohexanecarboxamide (compound 43, compound of the formula I, where R¹ is trans-4-hydroxycyclohexyl; m is 2, n is 2, R² = H, and the radical R¹-C(=O)-NH and the radical R² have trans-configuration)

20

LCMS: *m/z* 514.5 (M+H)

- ¹H-NMR (CDCl₃, 600 MHz): δ: 6.14 (s, 1H), 5.49 (d, *J*=7.5 Hz, 1H), 3.97-4.05 (m, 1H), 3.60-3.69 (m, 5H), 2.81 (spt, *J*=6.9 Hz, 1H), 2.52 (t, *J*=5.1 Hz, 4H), 2.40 (dd, *J*=8.8, 6.6 Hz, 2H), 2.03-2.1 (m, 2H), 1.98-1.99 (m, 1H), 1.87-1.94 (m, 2H), 1.59-1.65 (m, 5H), 1.57 (d, *J*=3.4 Hz, 1H), 1.55 (d, *J*=3.2 Hz, 1H), 1.48-1.54 (m, 3H), 1.45-1.47 (m, 1H), 1.33 (s, 9H), 1.28-1.34 (m, 1H), 1.23 (d, *J*=6.8 Hz, 6H), 1.18-1.26 (m, 2H).

EXAMPLE 44

Cis-N-[4-[2-[(3S)-4-[2-tert-butyl-6-(difluoromethyl)pyrimidin-4-yl]-3-methyl-piperazin-1-yl]ethyl]cyclohexyl]-trans-4-hydroxy-cyclohexanecarboxamide (compound 44,

30

compound of the formula I, where R¹ is trans-4-hydroxycyclohexyl; m is 2, n is 2, R² =

H, R^{3b} is (S) methyl, and the radical R¹-C(=O)-NH and the radical R² have trans-configuration)

LCMS: m/z 536.5 (M+H)

5 ¹H-NMR (CD₃OD, 400 MHz): δ : 7.7 (d, 1H), 6.7 (s, 1H), 6.47 (t, 1H, CHF₂), 4.7 (m, 1H), 4.3 (m, 1H), 3.85 (m, 1H), 3.5 (m, 1H), 3.3 (m, 2H), 3.2 (m, 1H), 3.05 (m, 1H), 2.95 (m, 1H), 2.4 (m, 1H), 2.23 (m, 2H), 2.1 (m, 1H), 2.03 (m, 2H), 1.8 (m, 2H), 1.2-2.7 (several m, 13H), 1.35 (s, 9H), 1.28 (d, 3H), 0.92 (m, 1H).

10 EXAMPLE 45

Trans-N-[(1S)-3-[2-[(3S)-4-(2-tert-butyl-6-isopropyl-pyrimidin-4-yl)-3-methyl-piperazin-1-yl]ethyl]cyclopentyl]-4-hydroxy-cyclohexanecarboxamide (compound 45, compound of the formula I, where R¹ is trans-4-hydroxycyclohexyl, m is 2, n is 1, R² = H, R^{3a} is H, R^{3b} is (S) methyl, A is CH₂, R⁴ is tert.butyl, R⁵ is isopropyl, and the radical R¹-C(=O)-NH and the radical R² have trans-configuration)

LCMS: m/z 514.4 (M+H)

EXAMPLE 46

Trans-N-[4-[2-[(3S)-4-(2-tert-butyl-6-isopropyl-pyrimidin-4-yl)-3-methyl-piperazin-1-yl]ethyl]cyclohexyl]-4-hydroxy-cyclohexanecarboxamide (compound 46, compound of the formula I, where R¹ is trans-4-hydroxycyclohexyl, m is 2, n is 2, R² = H, R^{3a} is H, R^{3b} is (S) methyl, A is CH₂, R⁴ is tert.butyl, R⁵ is isopropyl, and the radical R¹-C(=O)-NH and the radical R² have trans-configuration)

LCMS: m/z 528.4 (M+H)

25 ¹H NMR (CHLOROFORM-d, 600MHz): δ = 6.1 (s, 1H), 5.5 (d, 1H), 4.55 (m, 1H), 4.15 (m, 1H), 4.0 (m, 1H), 3.65 (m, 1H), 3.12 (m, 1H), 2.9 (m, 1H), 2.8 (m, 2H), 2.4 (m, 1H), 2.3 (m, 1H), 2.18 (m, 1H), 1.98-2.1 (several m, 4H), 1.92 (m, 1H), 1.4-1.7 (several m, 14H), 1.32 (s, 9H), 1.3 (m, 2H), 1.22 (d, 6H), 1.2 (m, 2H).

30 EXAMPLE 47

Trans-N-[4-[2-[(3S)-4-(2-tert-butyl-6-isopropyl-pyrimidin-4-yl)-3-methyl-piperazin-1-yl]ethyl]cyclohexyl]-3-methoxy-cyclobutanecarboxamide (compound 48, compound of the formula I, where R¹ is trans-3-methoxycyclobutyl, m is 2, n is 2, R² = H, R^{3a} is H, R^{3b} is (S) methyl, A is CH₂, R⁴ is tert.butyl, R⁵ is isopropyl, and the radical R¹-C(=O)-NH and the radical R² have trans-configuration)

LCMS: m/z 514.4 (M+H)

¹H-NMR (CDCl₃, 600 Hz): δ [ppm] 6.1 (s, 1H), 5.2 (d, 1H), 4.56 (broad, 1H), 4.13 (m, 1H), 3.72 (m, 1H), 3.24, (s, 3H), 3.15 (m, 1H), 2.90 (m, 1H), 2.82 (m, 2H), 2.47 (m, 2H), 2.39 (m, 1H), 2.29 (m, 1H), 2.17 (m, 3H), 2.04 (m, 1H), 1.98 (m, 2H), 1.89 (m, 2H), 1.44 (m, 2H), 1.34 (s, 9H), 1.2-1.35 (m, 11H), 1.08 (m, 4H).

EXAMPLE 48

Trans-N-[4-[2-[(3S)-4-(2-tert-butyl-6-isopropyl-pyrimidin-4-yl)-3-methyl-piperazin-1-yl]ethyl]cyclohexyl]-3-hydroxycyclobutanecarboxamide (compound 48, compound of the formula I, where R¹ is trans-3-hydroxycyclobutyl, m is 2, n is 2, R² = H, R^{3a} is H, R^{3b} is (S) methyl, A is CH₂, R⁴ is tert.butyl, R⁵ is isopropyl, and the radical R¹-C(=O)-NH and the radical R² have trans-configuration)

The title compound was prepared by O-demethylation of the corresponding 3-methoxycyclobutyl-carboxamide of example 47 with BBr₃ and subsequent purification.

LCMS: m/z 500.5 (M+H)

EXAMPLE 49

Trans-N-[4-[2-[4-(2-tert-butyl-6-isopropyl-pyrimidin-4-yl)-piperazin-1-yl]ethyl]cyclohexyl]-3-methoxy-cyclobutanecarboxamide (compound 49, compound of the formula I, where R¹ is trans-3-methoxycyclobutyl, m is 2, n is 2, R² = H, R^{3a} is H, R^{3b} is H, A is CH₂, R⁴ is tert.butyl, R⁵ is isopropyl, and the radical R¹-C(=O)-NH and the radical R² have trans-configuration)

LCMS: m/z 500.4 (M+H)

¹H-NMR (CDCl₃, 600 Hz): δ [ppm] 6.13 (s, 1H), 5.19 (d, 1H), 4.11 (m, 1H), 3.72 (m, 1H), 3.65 (m, 4H), 3.24, (s, 3H), 2.81 (m, 2H), 2.45-2.55 (m, 5H), 2.4 (m, 2H), 2.17 (m,

2H), 1.98 (m, 2H), 1.78 (m, 2H), 1.44 (m, 2H), 1.33 (s, 9H), 1.2-1.28 (m, 7H), 1.08 (m, 4H).

EXAMPLE 50

- 5 Trans-N-[4-[2-[4-(2-tert-butyl-6-isopropyl-pyrimidin-4-yl)-piperazin-1-yl]ethyl]cyclohexyl]-3-hydroxy-cyclobutanecarboxamide (compound 50, compound of the formula I, where R¹ is trans-3-hydroxycyclobutyl, m is 2, n is 2, R² = H, R^{3a} is H, R^{3b} is H, A is CH₂, R⁴ is tert.butyl, R⁵ is isopropyl, and the radical R¹-C(=O)-NH and the radical R² have trans-configuration)
- 10 The title compound was prepared by O-demethylation of the corresponding 3-methoxy-cyclobutyl-carboxamide of example 49 with BBr₃ and subsequent purification.
- LCMS: *m/z* 486.4 (M+H)
- ¹H NMR (CHLOROFORM-d, 600MHz): δ = 6.14 (s, 1H), 5.2 (d, *J*=7.5 Hz, 1H), 4.62 (m, 1H), 3.60-3.8 (broad, 4H), 2.8 (m, 2H), 2.52 (m, 2H), 2.45 (m, broad, 2H), 2.17 (m, 15 2H), 1.97 (m, 2H), 1.7 (m, 2H), 1.57 (m, 7H), 1.3 (s, 9H), 1.2 (m, 6H), 1.1 (m, 4H).

IV. Biological investigations

1. Receptor binding studies:

20

The substance to be tested was either dissolved in methanol/Chremophor® (BASF SE) or in dimethyl sulfoxide and then diluted with water to the desired concentration.

a) Dopamine D₃ receptor:

25

The assay mixture (0.250 ml) was composed of membranes derived from ~ 10⁶ HEK-293 cells possessing stably expressed human dopamine D₃ receptors, 0.1 nM [¹²⁵I]-iodosulpride and incubation buffer (total binding) or, in addition, test substance (inhibition curve) or 1 μM spiperone (nonspecific binding). Each assay mixture was run in triplicate.

30

The incubation buffer contained 50 mM tris, 120 mM NaCl, 5 mM KCl, 2 mM CaCl₂, 2 mM MgCl₂ and 0.1% bovine serum albumin, 10 μM quinolone and

0.1% ascorbic acid (prepared fresh daily). The buffer was adjusted to pH 7.4 with HCl.

b) Dopamine D_{2L} receptor:

The assay mixture (1 ml) was composed of membranes from ~ 10⁶ HEK-293 cells possessing stably expressed human dopamine D_{2L} receptors (long isoform) and 0.01 nM [¹²⁵I] iodospiperone and incubation buffer (total binding) or, in addition, test substance (inhibition curve) or 1 μM haloperidol (nonspecific binding). Each assay mixture was run in triplicate.

The incubation buffer contained 50 mM tris, 120 mM NaCl, 5 mM KCl, 2 mM CaCl₂, 2 mM MgCl₂ and 0.1% bovine serum albumin. The buffer was adjusted to pH 7.4 with HCl.

c) Measurement and analysis:

After having been incubated at 25°C for 60 minutes, the assay mixtures were filtered through a Whatman GF/B glass fiber filter under vacuum using a cell collecting device. The filters were transferred to scintillation vials using a filter transfer system. After 4 ml of Ultima Gold[®] (Packard) have been added, the samples were shaken for one hour and the radioactivity was then counted in a Beta-Counter (Packard, Tricarb 2000 or 2200CA). The cpm values were converted into dpm using a standard quench series and the program belonging to the instrument.

The inhibition curves were analyzed by means of iterative nonlinear regression analysis using the Statistical Analysis System (SAS) which is similar to the "LIGAND" program described by Munson and Rodbard.

In these tests, the compounds according to the invention exhibit very good affinities for the D₃ receptor (< 100 nM, frequently < 50 nM, in particular < 10 nM) and bind selectively to the D₃ receptor.

The results of the binding tests are given in Table 1.

K_i (D₃): +++ < 10nM, ++ < 50nM, + < 100nM

K_i (D_{2L})/K_i (D₃): +++ > 50, ++ > 20, + > 10

Table 1

Compound	D3 K _i	D2/D3
1	+++	+++
2	+++	++
3	+++	++
4	+++	++
5	++	++
6	+++	+++
7	+++	+++
8	+++	+++
9	+++	+++
10	+++	+++
11	+++	++
12	++	+++
13	+++	++
14	+++	++
15	+++	+++
16	+++	++
17	+++	+++
18	+++	+++
19	+++	+
20	+++	++
21	+++	++
22	++	+++
23	++	+++
24	++	++
25	+++	++
26	++	+++
27	+++	++
28	+++	++
29	+++	+

Compound	D3 K _i	D2/D3
30	+++	++
31	+++	++
32	+++	++
33	++	+++
34	+++	+++
35	+++	+
36	+++	+++
37	+++	+++
38	+++	++
39	+++	+++
41	+++	+++
42	+++	+++
43	+++	+++
44	+++	+++
45	+++	+++
46	+++	+++
47	+++	+++
48	+++	+++
49	+++	+++
50	+++	+++

2. Determination of the microsomal half-life:

The metabolic stability of the compounds of the invention was determined in the following assay.

The test substances were incubated in a concentration of 0.5 μ M as follows:

0.5 μ M test substance are preincubated together with liver microsomes from different species (from rat, human or other species) (0.25 mg of microsomal protein/ml) in 0.05 M potassium phosphate buffer of pH 7.4 in microtiter plates at 37°C for 5 min. The reaction is started by adding NADPH (1 mg/mL). After 0, 5, 10, 15, 20 and 30 min,

50 μl aliquots are removed, and the reaction is immediately stopped and cooled with the same volume of acetonitrile. The samples are frozen until analyzed. The remaining concentration of undegraded test substance is determined by MSMS. The half-life ($T_{1/2}$) is determined from the gradient of the signal of test substance/unit time plot, it being possible to calculate the half-life of the test substance, assuming first order kinetics, from the decrease in the concentration of the compound with time. The microsomal clearance (mCl) is calculated from $mCl = \ln 2 / T_{1/2} / (\text{content of microsomal protein in mg/ml}) \times 1000$ [ml/min/mg] (modified from references: Di, The Society for Biomolecular Screening, 2003, 453-462; Obach, DMD, 1999 vol 27. N 11, 1350-1359). The results are shown in Table 2.

Table 2

Compound	Human $mCl^{(2)}$ [$\mu\text{l min}^{-1} \text{mg}^{-1}$]
1	+
2	+
3	+
4	o
5	o
6	+
7	+
8	+
9	+
10	+
11	+
12	+
13	o
14	o
15	o
16	o
17	o
18	+

Compound	Human mCl ²⁾ [$\mu\text{l min}^{-1} \text{mg}^{-1}$]
19	+
20	+
21	+
22	+
23	+
24	o
25	o
26	++
27	+
28	+
29	+
30	+
31	+
32	+
33	+
34	+
35	+
36	+
37	+
38	++
39	++
40	+

mCl mikrosomal clearance

2) ++: $< 20 \mu\text{l min}^{-1} \text{mg}^{-1}$

+: $20 - 120 \mu\text{l min}^{-1} \text{mg}^{-1}$

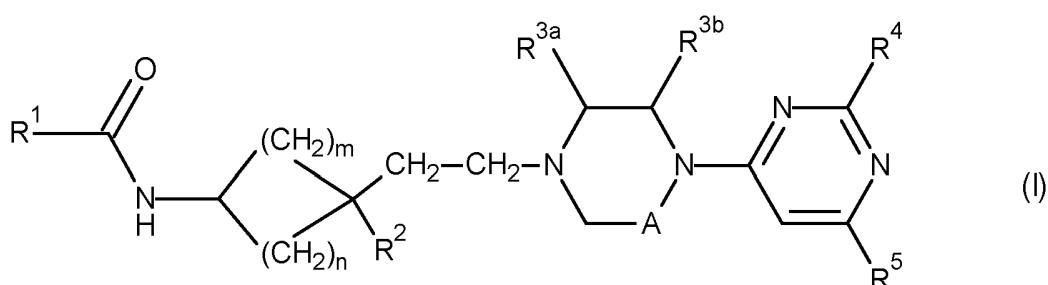
5 o: $> 120 \mu\text{l min}^{-1} \text{mg}^{-1}$

3. Blocking the hERG channel

The binding affinity of test drugs for the hERG cardiac K⁺ channel was determined by their ability to displace tritiated dofetilide (a class III antiarrhythmic drug and potent hERG blocker) in membrane homogenates from HEK-293 cells heterogeneously expressing the hERG channel. The assay was performed as previously described G.J. Diaz et al., Journal of Pharmacological and Toxicological Methods, 50 (2004), 187-199). For this, drug dilutions were prepared from 10 mM DMSO stocks and the following were added to a 96-well polystyrene plate (Perkin-Elmer Optiplate): 20 µl of assay binding buffer (for total bounds), or 1 µM astemizole (for non-specific bounds), or test drug, 50 µl of [³H]dofetilide (20 nM, ~80 Ci/mmol specific activity), and 130 µl of membrane homogenate from HEK 293 cells stably transfected with hERG K⁺ channels (final protein concentration of 30 µg per well). The plates were incubated at ambient temperature for 45 min, aspirated onto GF/B filter plates (Perkin-Elmer), and washed with 2 ml of cold wash buffer. After allowing the plates to dry, 50 µl of scintillant (Perkin-Elmer MicroScint 20) were added to each well and the radioactivity was counted in a Perkin-Elmer Topcount NXT scintillation counter. IC₅₀ determinations were calculated from competition curves using 6 drug concentrations, half-log apart, starting at a high concentration of 100 µM (final assay DMSO concentration = 1%) using a four-parameter logistic equation. The results are given as IC₅₀ value. The compound of example 1 showed an IC₅₀ of > 10 µM.

We claim:

1. A compound of the formula I



where

- 5 m is 1 or 2,
 n is 1 or 2,
 A is selected from the group consisting of CH₂, CH₂CH₂, CHFCH₂ and
 CF₂CH₂,
 R¹ is an oxygen containing cyclic radical selected from oxetanyl, fluorinated ox-
 10 etanyl, oxolanyl, fluorinated oxolanyl, C₃-C₆ cycloalkyl, which carries one or
 two oxygen containing radicals selected from the group consisting of OH,
 C₁-C₂-alkoxy, fluorinated C₁-C₂-alkoxy, and a carbonyl oxygen, and which
 may additionally carry 1 or 2 radicals selected from fluorine, C₁-C₂-alkyl and
 fluorinated C₁-C₂-alkyl;
 15 R² is selected from the group consisting of hydrogen and fluorine,
 R^{3a} is selected from the group consisting of hydrogen and methyl,
 R^{3b} is selected from the group consisting of hydrogen and methyl,
 R⁴ is branched C₄-C₆ alkyl or branched fluorinated C₄-C₆ alkyl, and
 R⁵ is selected from the group consisting of C₁-C₆ alkyl, fluorinated C₁-C₃ alkyl, C₁-
 20 C₂-alkoxy-C₁-C₄-alkyl, fluorinated C₁-C₂-alkoxy-C₁-C₄-alkyl, hydroxy-C₁-
 C₄-alkyl, fluorinated hydroxy-C₁-C₄-alkyl, oxetanyl, fluorinated oxetanyl,
 oxolanyl, fluorinated oxolanyl, C₃-C₅ cycloalkyl, fluorinated C₃-C₅ cycloal-
 kyl, C₃-C₅ cycloalkyl-C₁-C₄-alkyl, fluorinated C₃-C₅ cycloalkyl-C₁-C₄-alkyl,
 C₃-C₅ cycloalkoxy-C₁-C₄-alkyl and fluorinated C₃-C₅ cycloalkoxy-C₁-C₄-
 25 alkyl, where the cycloalkyl moiety in the last six mentioned groups of radicals
 may carry 1 or 2 radicals selected from hydroxyl, C₁-C₂-alkoxy, fluorinated
 C₁-C₂-alkoxy, C₁-C₂-alkyl and fluorinated C₁-C₂-alkyl, where the cycloal-

koxy moiety in the last two mentioned radicals may carry 1 or 2 radicals selected from hydroxyl, C₁-C₂-alkoxy, fluorinated C₁-C₂-alkoxy, C₁-C₂-alkyl and fluorinated C₁-C₂-alkyl,

- 5 the N-oxides, the prodrugs and the pharmaceutically acceptable salts of these compounds.
2. The compound of claim 1, wherein R¹ is selected from the group consisting of C₃-C₆ cycloalkyl, which carries one oxygen containing radical selected from the group consisting of OH, methoxy, and a carbonyl oxygen, and which may
10 additionally carry 1 radical selected from fluorine, C₁-C₂-alkyl and fluorinated C₁-C₂-alkyl.
3. The compound of claim 1, wherein R¹ is selected from the group consisting of 1-
15 hydroxycyclopropyl, 2-hydroxycyclopropyl, 1-hydroxycyclobutyl, 2-hydroxycyclobutyl, 3-hydroxycyclobutyl, 3-hydroxy-3-(trifluoromethyl)cyclobutyl, 2-oxocyclobutyl, 3-hydroxycyclopentyl, 2-hydroxycyclopentyl, 3-hydroxycyclohexyl, 4-hydroxycyclohexyl, 4-methoxycyclohexyl and 4-oxocyclohexyl.
- 20 4. The compound of claim 1, wherein R¹ is 2-oxetanyl or 3-oxetanyl.
5. The compound of any of the preceding claims, wherein R² is hydrogen.
- 25 6. The compound of any of the preceding claims, wherein m is 2.
7. The compound of any of the preceding claims, wherein n is 2.
8. The compound of any of claims 1 to 7, wherein both m and n are 1.
- 30 9. The compound of any of the preceding claims, wherein R^{3a} and R^{3b} are hydrogen.

10. The compound of any claims 1 to 8, wherein either R^{3a} is methyl and R^{3b} is hydrogen or R^{3a} is hydrogen and R^{3b} is methyl.
11. The compound of any of the preceding claims, wherein A is CH₂.
- 5 12. The compound of any of claims 1 to 10, wherein A is CH₂CH₂, CHFCH₂ or CF₂CH₂.
- 10 13. The compound of any of the preceding claims, wherein R⁴ is branched C₄-C₆ alkyl and in particular tert.-butyl.
- 15 14. The compound of any of the preceding claims, wherein R⁵ is selected from the group consisting of, C₁-C₆ alkyl, fluorinated C₁-C₃ alkyl, and C₃-C₅ cycloalkyl, which is unsubstituted or carries 1 or 2 radicals selected from fluorine, C₁-C₂-alkyl and fluorinated C₁-C₂-alkyl.
- 20 15. The compound of claim 14, wherein R⁵ is selected from the group consisting of difluoromethyl, trifluoromethyl, isopropyl, tert.-butyl, cyclopropyl, 1-methylcyclopropyl, 1-fluorocyclopropyl, 2-fluorocyclopropyl, 2,2-difluorocyclopropyl, cyclobutyl, 1-fluorocyclobutyl, 3,3-difluorocyclobutyl, and cyclopentyl.
- 25 16. The compound of any of the claims 1 to 13, wherein R⁵ is selected from the group consisting of C₁-C₂-alkoxy-C₁-C₂-alkyl, fluorinated C₁-C₂-alkoxy-C₁-C₂-alkyl and hydroxy-C₁-C₄-alkyl.
- 30 17. The compound of claim 16, wherein R⁵ is selected from the group consisting of methoxymethyl, ethoxymethyl, 2-methoxyethyl, difluoromethoxymethyl, 2-(difluoromethoxy)ethyl, trifluoromethoxymethyl, 2-(trifluoromethoxy)ethyl, methoxydifluoromethyl, ethoxydifluoromethyl, 2-methoxy-1,1-difluoroethyl, hydroxymethyl, 2-hydroxyethyl, 2-hydroxypropyl and 2-hydroxy-2-methylpropyl.

18. The compound of any of the preceding claims, wherein

A is CH_2 , CH_2CH_2 , CHFCH_2 or CF_2CH_2 ;

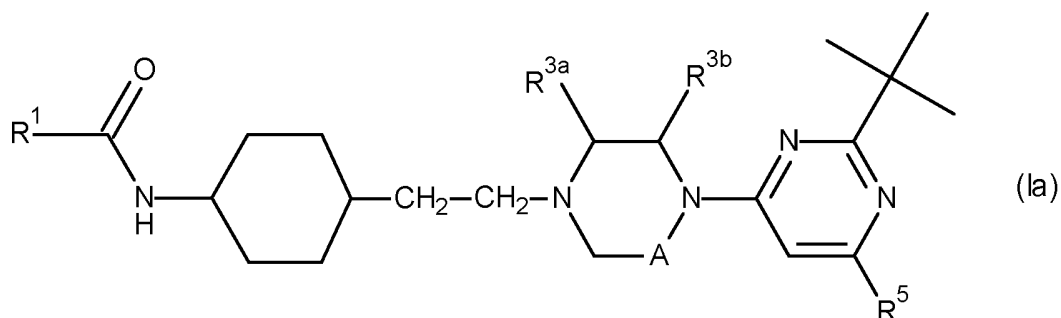
R^1 is 4-hydroxycyclohexyl, 3-hydroxycyclobutyl, or 3-(trifluoromethyl)-3-hydroxycyclobutyl;

5 R^2 is hydrogen;

R^{3a} and R^{3b} are hydrogen or either R^{3a} is methyl and R^{3b} is hydrogen or R^{3a} is hydrogen and R^{3b} is methyl; and

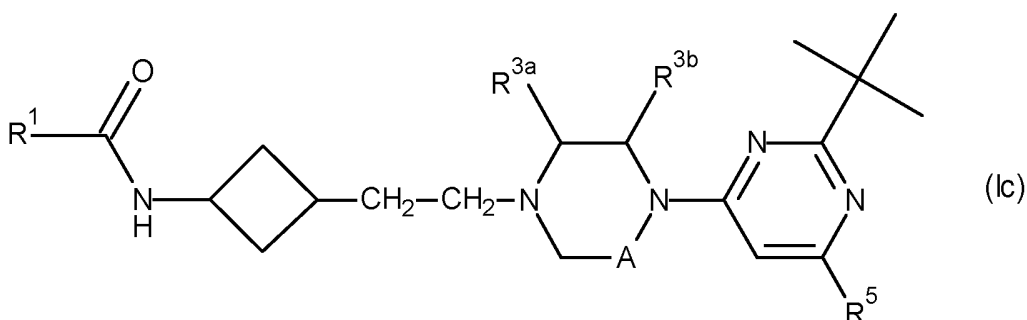
R^4 is tert-butyl.

10 19. The compound of any of the preceding claims, which is a compound of the formula Ia,



where R^1 , R^{3a} , R^{3b} , R^5 and A are as defined in any one of the preceding claims, the
 15 N-oxides, the prodrugs and the pharmaceutically acceptable salts of these compounds.

20. The compound of any of claims 1 to 18, which is a compound of the formula Ic,



where R^1 , R^{3a} , R^{3b} , R^5 and A are as defined in any one of the preceding claims, the N-oxides, the prodrugs and the pharmaceutically acceptable salts of these compounds.

- 5 21. The compound of any of the preceding claims, where in formulae I or Ia or Ic the radical R^1 -C(=O)-NH and the radical R^2 predominately adopt cis-configuration.
22. The compound of any of claims 1 to 20, where formulae in I or Ia or Ic the radical R^1 -C(=O)-NH and the radical R^2 predominately adopt trans-configuration.
- 10 23. The compounds according to claim 1, selected from the group consisting of:
N-[4-[2-[4-(2-tert-butyl-6-cyclobutyl-pyrimidin-4-yl)piperazin-1-yl]ethyl]cyclohexyl]-4-hydroxy-cyclohexanecarboxamide;
trans-N-[*trans*-4-[2-[4-(2-tert-butyl-6-cyclobutyl-pyrimidin-4-yl)piperazin-1-yl]ethyl]cyclohexyl]-4-hydroxy-cyclohexanecarboxamide;
15 *trans*-N-[*cis*-4-[2-[4-(2-tert-butyl-6-cyclobutyl-pyrimidin-4-yl)piperazin-1-yl]ethyl]cyclohexyl]-4-hydroxy-cyclohexanecarboxamide;
cis-N-[*trans*-4-[2-[4-(2-tert-butyl-6-cyclobutyl-pyrimidin-4-yl)piperazin-1-yl]ethyl]cyclohexyl]-4-hydroxy-cyclohexanecarboxamide;
20 *cis*-N-[*cis*-4-[2-[4-(2-tert-butyl-6-cyclobutyl-pyrimidin-4-yl)piperazin-1-yl]ethyl]cyclohexyl]-4-hydroxy-cyclohexanecarboxamide;
N-[4-[2-[4-[2-tert-butyl-6-(2-methoxyethyl)pyrimidin-4-yl]piperazin-1-yl]ethyl]cyclohexyl]-4-hydroxy-cyclohexanecarboxamide,
trans-N-[*trans*-4-[2-[4-[2-tert-butyl-6-(2-methoxyethyl)pyrimidin-4-yl]piperazin-1-yl]ethyl]cyclohexyl]-4-hydroxycyclohexanecarboxamide,
25 *cis*-N-[*trans*-4-[2-[4-[2-tert-butyl-6-(2-methoxyethyl)pyrimidin-4-yl]piperazin-1-yl]ethyl]cyclohexyl]-4-hydroxycyclohexanecarboxamide,
trans-N-[*cis*-4-[2-[4-[2-tert-butyl-6-(2-methoxyethyl)pyrimidin-4-yl]piperazin-1-yl]ethyl]cyclohexyl]-4-hydroxycyclohexanecarboxamide,
30 *cis*-N-[*cis*-4-[2-[4-[2-tert-butyl-6-(2-methoxyethyl)pyrimidin-4-yl]piperazin-1-yl]ethyl]cyclohexyl]-4-hydroxycyclohexanecarboxamide,

- N-[3-[2-[4-[2-tert-butyl-6-(2-methoxyethyl)pyrimidin-4-yl]piperazin-1-yl]ethyl]cyclobutyl]-4-hydroxy-cyclohexanecarboxamide,
trans-N-[trans-3-[2-[4-[2-tert-butyl-6-(2-methoxyethyl)pyrimidin-4-yl]piperazin-1-yl]ethyl]cyclobutyl]-4-hydroxy-cyclohexanecarboxamide,
5 cis-N-[trans-3-[2-[4-[2-tert-butyl-6-(2-methoxyethyl)pyrimidin-4-yl]piperazin-1-yl]ethyl]cyclobutyl]-4-hydroxy-cyclohexanecarboxamide,
trans-N-[cis-3-[2-[4-[2-tert-butyl-6-(2-methoxyethyl)pyrimidin-4-yl]piperazin-1-yl]ethyl]cyclobutyl]-4-hydroxy-cyclohexanecarboxamide,
cis-N-[cis-3-[2-[4-[2-tert-butyl-6-(2-methoxyethyl)pyrimidin-4-yl]piperazin-1-
10 yl]ethyl]cyclobutyl]-4-hydroxy-cyclohexanecarboxamide,
N-[3-[2-[4-(2-tert-butyl-6-cyclobutyl-pyrimidin-4-yl]piperazin-1-yl]ethyl]cyclobutyl]-4-hydroxy-cyclohexanecarboxamide,
trans-N-[trans-3-[2-[4-(2-tert-butyl-6-cyclobutyl-pyrimidin-4-yl]piperazin-1-yl]ethyl]cyclobutyl]-4-hydroxy-cyclohexanecarboxamide,
15 cis-N-[trans-3-[2-[4-(2-tert-butyl-6-cyclobutyl-pyrimidin-4-yl]piperazin-1-yl]ethyl]cyclobutyl]-4-hydroxy-cyclohexanecarboxamide,
trans-N-[cis-3-[2-[4-(2-tert-butyl-6-cyclobutyl-pyrimidin-4-yl]piperazin-1-yl]ethyl]cyclobutyl]-4-hydroxy-cyclohexanecarboxamide,
cis-N-[cis-3-[2-[4-(2-tert-butyl-6-cyclobutyl-pyrimidin-4-yl]piperazin-1-
20 yl]ethyl]cyclobutyl]-4-hydroxy-cyclohexanecarboxamide,
N-[4-[2-[4-(2-tert-butyl-6-cyclobutyl-pyrimidin-4-yl]piperazin-1-yl]ethyl]cyclohexyl]-3-hydroxy-cyclobutanecarboxamide,
trans-N-[trans-4-[2-[4-(2-tert-butyl-6-cyclobutyl-pyrimidin-4-yl]piperazin-1-yl]ethyl]cyclohexyl]-3-hydroxy-cyclobutanecarboxamide,
25 cis-N-[trans-4-[2-[4-(2-tert-butyl-6-cyclobutyl-pyrimidin-4-yl]piperazin-1-yl]ethyl]cyclohexyl]-3-hydroxy-cyclobutanecarboxamide,
trans-N-[cis-4-[2-[4-(2-tert-butyl-6-cyclobutyl-pyrimidin-4-yl]piperazin-1-yl]ethyl]cyclohexyl]-3-hydroxy-cyclobutanecarboxamide,
cis-N-[cis-4-[2-[4-(2-tert-butyl-6-cyclobutyl-pyrimidin-4-yl]piperazin-1-
30 yl]ethyl]cyclohexyl]-3-hydroxy-cyclobutanecarboxamide,
N-[4-[2-[4-[2-tert-butyl-6-(2-methoxyethyl)pyrimidin-4-yl]piperazin-1-yl]ethyl]cyclohexyl]-3-hydroxy-cyclobutanecarboxamide,

- trans-N-[trans-4-[2-[4-[2-tert-butyl-6-(2-methoxyethyl)pyrimidin-4-yl]piperazin-1-yl]ethyl]cyclohexyl]-3-hydroxy-cyclobutanecarboxamide,
- cis-N-[trans-4-[2-[4-[2-tert-butyl-6-(2-methoxyethyl)pyrimidin-4-yl]piperazin-1-yl]ethyl]cyclohexyl]-3-hydroxy-cyclobutanecarboxamide,
- 5 trans-N-[cis-4-[2-[4-[2-tert-butyl-6-(2-methoxyethyl)pyrimidin-4-yl]piperazin-1-yl]ethyl]cyclohexyl]-3-hydroxy-cyclobutanecarboxamide,
- cis-N-[cis-4-[2-[4-[2-tert-butyl-6-(2-methoxyethyl)pyrimidin-4-yl]piperazin-1-yl]ethyl]cyclohexyl]-3-hydroxy-cyclobutanecarboxamide,
- N-[4-[2-[4-(2-tert-butyl-6-cyclobutyl-pyrimidin-4-yl]piperazin-1-
- 10 yl]ethyl]cyclohexyl]-3-hydroxy-3-(trifluoromethyl)cyclobutanecarboxamide,
- cis-N-[4-[2-[4-(2-tert-butyl-6-cyclobutyl-pyrimidin-4-yl]piperazin-1-yl]ethyl]cyclohexyl]-3-hydroxy-3-(trifluoromethyl)cyclobutanecarboxamide,
- trans-N-[4-[2-[4-(2-tert-butyl-6-cyclobutyl-pyrimidin-4-yl]piperazin-1-yl]ethyl]cyclohexyl]-3-hydroxy-3-(trifluoromethyl)cyclobutanecarboxamide,
- 15 N-[4-[2-[4-(2,6-ditert-butylpyrimidin-4-yl]piperazin-1-yl]ethyl]cyclohexyl]-4-hydroxy-cyclohexanecarboxamide,
- trans-N-[trans-4-[2-[4-(2,6-ditert-butylpyrimidin-4-yl]piperazin-1-yl]ethyl]cyclohexyl]-4-hydroxy-cyclohexanecarboxamide,
- trans-N-[cis-4-[2-[4-(2,6-ditert-butylpyrimidin-4-yl]piperazin-1-
- 20 yl]ethyl]cyclohexyl]-4-hydroxy-cyclohexanecarboxamide,
- cis-N-[trans-4-[2-[4-(2,6-ditert-butylpyrimidin-4-yl]piperazin-1-yl]ethyl]cyclohexyl]-4-hydroxy-cyclohexanecarboxamide,
- cis-N-[cis-4-[2-[4-(2,6-ditert-butylpyrimidin-4-yl]piperazin-1-yl]ethyl]cyclohexyl]-4-hydroxy-cyclohexanecarboxamide,
- 25 N-[4-[2-[4-[2-tert-butyl-6-(trifluoromethyl)pyrimidin-4-yl]piperazin-1-yl]ethyl]cyclohexyl]-4-hydroxy-cyclohexanecarboxamide,
- trans-N-[trans-4-[2-[4-[2-tert-butyl-6-(trifluoromethyl)pyrimidin-4-yl]piperazin-1-yl]ethyl]cyclohexyl]-4-hydroxy-cyclohexanecarboxamide,
- trans-N-[cis-4-[2-[4-[2-tert-butyl-6-(trifluoromethyl)pyrimidin-4-yl]piperazin-1-
- 30 yl]ethyl]cyclohexyl]-4-hydroxy-cyclohexanecarboxamide,
- cis-N-[trans-4-[2-[4-[2-tert-butyl-6-(trifluoromethyl)pyrimidin-4-yl]piperazin-1-yl]ethyl]cyclohexyl]-4-hydroxy-cyclohexanecarboxamide,

- cis-N-[cis-4-[2-[4-[2-tert-butyl-6-(trifluoromethyl)pyrimidin-4-yl]piperazin-1-yl]ethyl]cyclohexyl]-4-hydroxy-cyclohexanecarboxamide,
N-[4-[2-[4-[2-tert-butyl-6-(2-methoxyethyl)pyrimidin-4-yl]piperazin-1-yl]ethyl]cyclohexyl]-4-methoxy-cyclohexanecarboxamide,
5 trans-N-[trans-4-[2-[4-[2-tert-butyl-6-(2-methoxyethyl)pyrimidin-4-yl]piperazin-1-yl]ethyl]cyclohexyl]-4-methoxy-cyclohexanecarboxamide,
trans-N-[cis-4-[2-[4-[2-tert-butyl-6-(2-methoxyethyl)pyrimidin-4-yl]piperazin-1-yl]ethyl]cyclohexyl]-4-methoxy-cyclohexanecarboxamide,
cis-N-[trans-4-[2-[4-[2-tert-butyl-6-(2-methoxyethyl)pyrimidin-4-yl]piperazin-1-yl]ethyl]cyclohexyl]-4-methoxy-cyclohexanecarboxamide,
10 cis-N-[cis-4-[2-[4-[2-tert-butyl-6-(2-methoxyethyl)pyrimidin-4-yl]piperazin-1-yl]ethyl]cyclohexyl]-4-methoxy-cyclohexanecarboxamide,
N-[4-[2-[4-[2-tert-butyl-6-(2-methoxyethyl)pyrimidin-4-yl]piperazin-1-yl]ethyl]cyclohexyl]-3-hydroxy-3-(trifluoromethyl)cyclobutanecarboxamide,
15 N-[cis-4-[2-[4-[2-tert-butyl-6-(2-methoxyethyl)pyrimidin-4-yl]piperazin-1-yl]ethyl]cyclohexyl]-3-hydroxy-3-(trifluoromethyl)cyclobutanecarboxamide,
N-[trans-4-[2-[4-[2-tert-butyl-6-(2-methoxyethyl)pyrimidin-4-yl]piperazin-1-yl]ethyl]cyclohexyl]-3-hydroxy-3-(trifluoromethyl)cyclobutanecarboxamide,
N-[4-[2-[4-[2-tert-butyl-6-(1-methylcyclopropyl)pyrimidin-4-yl]piperazin-1-yl]ethyl]cyclohexyl]-4-hydroxy-cyclohexanecarboxamide,
20 trans-N-[trans-4-[2-[4-[2-tert-butyl-6-(1-methylcyclopropyl)pyrimidin-4-yl]piperazin-1-yl]ethyl]cyclohexyl]-4-hydroxy-cyclohexanecarboxamide,
trans-N-[cis-4-[2-[4-[2-tert-butyl-6-(1-methylcyclopropyl)pyrimidin-4-yl]piperazin-1-yl]ethyl]cyclohexyl]-4-hydroxy-cyclohexanecarboxamide,
25 cis-N-[trans-4-[2-[4-[2-tert-butyl-6-(1-methylcyclopropyl)pyrimidin-4-yl]piperazin-1-yl]ethyl]cyclohexyl]-4-hydroxy-cyclohexanecarboxamide,
cis-N-[cis-4-[2-[4-[2-tert-butyl-6-(1-methylcyclopropyl)pyrimidin-4-yl]piperazin-1-yl]ethyl]cyclohexyl]-4-hydroxy-cyclohexanecarboxamide,
N-[4-[2-[4-[2-tert-butyl-6-(difluoromethyl)pyrimidin-4-yl]piperazin-1-yl]ethyl]cyclohexyl]-4-hydroxy-cyclohexanecarboxamide,
30 trans-N-[trans-4-[2-[4-[2-tert-butyl-6-(difluoromethyl)pyrimidin-4-yl]piperazin-1-yl]ethyl]cyclohexyl]-4-hydroxy-cyclohexanecarboxamide,

- trans-N-[cis-4-[2-[4-[2-tert-butyl-6-(difluoromethyl)pyrimidin-4-yl]piperazin-1-yl]ethyl]cyclohexyl]-4-hydroxy-cyclohexanecarboxamide,
cis-N-[trans-4-[2-[4-[2-tert-butyl-6-(difluoromethyl)pyrimidin-4-yl]piperazin-1-yl]ethyl]cyclohexyl]-4-hydroxy-cyclohexanecarboxamide,
5 cis-N-[cis-4-[2-[4-[2-tert-butyl-6-(difluoromethyl)pyrimidin-4-yl]piperazin-1-yl]ethyl]cyclohexyl]-4-hydroxy-cyclohexanecarboxamide,
N-[4-[2-[4-(2-tert-butyl-6-isopropyl-pyrimidin-4-yl)]piperazin-1-yl]ethyl]cyclohexyl]-4-hydroxy-cyclohexanecarboxamide,
trans-N-[trans-4-[2-[4-(2-tert-butyl-6-isopropyl-pyrimidin-4-yl)]piperazin-1-yl]ethyl]cyclohexyl]-4-hydroxy-cyclohexanecarboxamide,
10 trans-N-[cis-4-[2-[4-(2-tert-butyl-6-isopropyl-pyrimidin-4-yl)]piperazin-1-yl]ethyl]cyclohexyl]-4-hydroxy-cyclohexanecarboxamide,
cis-N-[trans-4-[2-[4-(2-tert-butyl-6-isopropyl-pyrimidin-4-yl)]piperazin-1-yl]ethyl]cyclohexyl]-4-hydroxy-cyclohexanecarboxamide,
15 cis-N-[cis-4-[2-[4-(2-tert-butyl-6-isopropyl-pyrimidin-4-yl)]piperazin-1-yl]ethyl]cyclohexyl]-4-hydroxy-cyclohexanecarboxamide,
N-[4-[2-[(3R)-4-[2-tert-butyl-6-(2-methoxyethyl)pyrimidin-4-yl]-3-methyl-piperazin-1-yl]ethyl]cyclohexyl]-4-hydroxy-cyclohexanecarboxamide,
trans-N-[trans-4-[2-[(3R)-4-[2-tert-butyl-6-(2-methoxyethyl)pyrimidin-4-yl]-3-
20 methyl-piperazin-1-yl]ethyl]cyclohexyl]-4-hydroxy-cyclohexanecarboxamide,
trans-N-[cis-4-[2-[(3R)-4-[2-tert-butyl-6-(2-methoxyethyl)pyrimidin-4-yl]-3-methyl-piperazin-1-yl]ethyl]cyclohexyl]-4-hydroxy-cyclohexanecarboxamide,
cis-N-[trans-4-[2-[(3R)-4-[2-tert-butyl-6-(2-methoxyethyl)pyrimidin-4-yl]-3-methyl-piperazin-1-yl]ethyl]cyclohexyl]-4-hydroxy-cyclohexanecarboxamide,
25 cis-N-[cis-4-[2-[(3R)-4-[2-tert-butyl-6-(2-methoxyethyl)pyrimidin-4-yl]-3-methyl-piperazin-1-yl]ethyl]cyclohexyl]-4-hydroxy-cyclohexanecarboxamide,
N-[4-[2-[(3S)-4-[2-tert-butyl-6-(2-methoxyethyl)pyrimidin-4-yl]-3-methyl-piperazin-1-yl]ethyl]cyclohexyl]-4-hydroxy-cyclohexanecarboxamide,
trans-N-[trans-4-[2-[(3S)-4-[2-tert-butyl-6-(2-methoxyethyl)pyrimidin-4-yl]-3-
30 methyl-piperazin-1-yl]ethyl]cyclohexyl]-4-hydroxy-cyclohexanecarboxamide,
trans-N-[cis-4-[2-[(3S)-4-[2-tert-butyl-6-(2-methoxyethyl)pyrimidin-4-yl]-3-methyl-piperazin-1-yl]ethyl]cyclohexyl]-4-hydroxy-cyclohexanecarboxamide,

- cis-N-[trans-4-[2-[(3S)-4-[2-tert-butyl-6-(2-methoxyethyl)pyrimidin-4-yl]-3-methyl-piperazin-1-yl]ethyl]cyclohexyl]-4-hydroxy-cyclohexanecarboxamide,
cis-N-[cis-4-[2-[(3S)-4-[2-tert-butyl-6-(2-methoxyethyl)pyrimidin-4-yl]-3-methyl-piperazin-1-yl]ethyl]cyclohexyl]-4-hydroxy-cyclohexanecarboxamide,
5 N-[4-[2-[4-(2-tert-butyl-6-cyclopentyl-pyrimidin-4-yl)piperazin-1-yl]ethyl]cyclohexyl]-4-hydroxy-cyclohexanecarboxamide,
trans-N-[trans-4-[2-[4-(2-tert-butyl-6-cyclopentyl-pyrimidin-4-yl)piperazin-1-yl]ethyl]cyclohexyl]-4-hydroxy-cyclohexanecarboxamide,
trans-N-[cis-4-[2-[4-(2-tert-butyl-6-cyclopentyl-pyrimidin-4-yl)piperazin-1-yl]ethyl]cyclohexyl]-4-hydroxy-cyclohexanecarboxamide,
10 cis-N-[trans-4-[2-[4-(2-tert-butyl-6-cyclopentyl-pyrimidin-4-yl)piperazin-1-yl]ethyl]cyclohexyl]-4-hydroxy-cyclohexanecarboxamide,
cis-N-[cis-4-[2-[4-(2-tert-butyl-6-cyclopentyl-pyrimidin-4-yl)piperazin-1-yl]ethyl]cyclohexyl]-4-hydroxy-cyclohexanecarboxamide,
15 N-[4-[2-[4-[2-tert-butyl-6-(methoxymethyl)pyrimidin-4-yl]piperazin-1-yl]ethyl]cyclohexyl]-4-hydroxy-cyclohexanecarboxamide,
trans-N-[trans-4-[2-[4-[2-tert-butyl-6-(methoxymethyl)pyrimidin-4-yl]piperazin-1-yl]ethyl]cyclohexyl]-4-hydroxy-cyclohexanecarboxamide,
trans-N-[cis-4-[2-[4-[2-tert-butyl-6-(methoxymethyl)pyrimidin-4-yl]piperazin-1-yl]ethyl]cyclohexyl]-4-hydroxy-cyclohexanecarboxamide,
20 cis-N-[trans-4-[2-[4-[2-tert-butyl-6-(methoxymethyl)pyrimidin-4-yl]piperazin-1-yl]ethyl]cyclohexyl]-4-hydroxy-cyclohexanecarboxamide,
cis-N-[cis-4-[2-[4-[2-tert-butyl-6-(methoxymethyl)pyrimidin-4-yl]piperazin-1-yl]ethyl]cyclohexyl]-4-hydroxy-cyclohexanecarboxamide,
25 N-[3-[2-[4-(2-tert-butyl-6-cyclobutyl-pyrimidin-4-yl)piperazin-1-yl]ethyl]cyclobutyl]-3-hydroxy-cyclobutanecarboxamide,
trans-N-[trans-3-[2-[4-(2-tert-butyl-6-cyclobutyl-pyrimidin-4-yl)piperazin-1-yl]ethyl]cyclobutyl]-3-hydroxy-cyclobutanecarboxamide,
trans-N-[cis-3-[2-[4-(2-tert-butyl-6-cyclobutyl-pyrimidin-4-yl)piperazin-1-yl]ethyl]cyclobutyl]-3-hydroxy-cyclobutanecarboxamide,
30 cis-N-[trans-3-[2-[4-(2-tert-butyl-6-cyclobutyl-pyrimidin-4-yl)piperazin-1-yl]ethyl]cyclobutyl]-3-hydroxy-cyclobutanecarboxamide,

cis-N-[cis-3-[2-[4-(2-tert-butyl-6-cyclobutyl-pyrimidin-4-yl)]piperazin-1-yl]ethyl]cyclobutyl]-3-hydroxy-cyclobutanecarboxamide,
N-[4-[2-[4-[2-tert-butyl-6-(methoxymethyl)pyrimidin-4-yl]]piperazin-1-yl]ethyl]cyclohexyl]-3-hydroxy-cyclobutanecarboxamide,
5 trans-N-[trans-4-[2-[4-[2-tert-butyl-6-(methoxymethyl)pyrimidin-4-yl]]piperazin-1-yl]ethyl]cyclohexyl]-3-hydroxy-cyclobutanecarboxamide,
trans-N-[cis-4-[2-[4-[2-tert-butyl-6-(methoxymethyl)pyrimidin-4-yl]]piperazin-1-yl]ethyl]cyclohexyl]-3-hydroxy-cyclobutanecarboxamide,
cis-N-[trans-4-[2-[4-[2-tert-butyl-6-(methoxymethyl)pyrimidin-4-yl]]piperazin-1-yl]ethyl]cyclohexyl]-3-hydroxy-cyclobutanecarboxamide,
10 cis-N-[cis-4-[2-[4-[2-tert-butyl-6-(methoxymethyl)pyrimidin-4-yl]]piperazin-1-yl]ethyl]cyclohexyl]-3-hydroxy-cyclobutanecarboxamide,
and the N-oxides, the prodrugs and the pharmaceutically acceptable salts of these compounds.

15

24. The compound according to claim 1, selected from the group consisting of
Trans-N-[4-[2-[(3S)-4-(2-tert-butyl-6-isopropyl-pyrimidin-4-yl)-3-methyl-piperazin-1-yl]ethyl]cyclohexyl]-trans-4-hydroxy-cyclohexanecarboxamide;
N-[3-[2-[(3S)-4-(2-tert-butyl-6-isopropyl-pyrimidin-4-yl)-3-methyl-piperazin-1-yl]ethyl]cyclobutyl]-trans-4-hydroxy-cyclohexanecarboxamide;
20 Cis-N-[4-[2-[4-(2-tert-butyl-6-isopropyl-pyrimidin-4-yl)]piperazin-1-yl]ethyl]cyclohexyl]-trans-4-hydroxy-cyclohexanecarboxamide;
Cis-N-[4-[2-[(3S)-4-[2-tert-butyl-6-(difluoromethyl)pyrimidin-4-yl]-3-methyl-piperazin-1-yl]ethyl]cyclohexyl]-trans-4-hydroxy-cyclohexanecarboxamide;
25 and the N-oxides, the prodrugs and the pharmaceutically acceptable salts of these compounds

25. The compound according to claim 1, selected from the group consisting of
trans-N-[(1S)-3-[2-[(3S)-4-(2-tert-butyl-6-isopropyl-pyrimidin-4-yl)-3-methyl-piperazin-1-yl]ethyl]cyclopentyl]-4-hydroxy-cyclohexanecarboxamide;
30 trans-N-[4-[2-[(3S)-4-(2-tert-butyl-6-isopropyl-pyrimidin-4-yl)-3-methyl-piperazin-1-yl]ethyl]cyclohexyl]-4-hydroxy-cyclohexanecarboxamide;

trans-N-[4-[2-[(3S)-4-(2-tert-butyl-6-isopropyl-pyrimidin-4-yl)-3-methyl-
piperazin-1-yl]ethyl]cyclohexyl]-3-methoxy-cyclobutanecarboxamide;

trans-N-[4-[2-[(3S)-4-(2-tert-butyl-6-isopropyl-pyrimidin-4-yl)-3-methyl-
piperazin-1-yl]ethyl]cyclohexyl]-3-hydroxy-cyclobutanecarboxamide;

5 trans-N-[4-[2-[4-(2-tert-butyl-6-isopropyl-pyrimidin-4-yl)-piperazin-1-
yl]ethyl]cyclohexyl]-3-methoxy-cyclobutanecarboxamide;

trans-N-[4-[2-[4-(2-tert-butyl-6-isopropyl-pyrimidin-4-yl)-piperazin-1-
yl]ethyl]cyclohexyl]-3-hydroxy-cyclobutanecarboxamide;

10 and the N-oxides, the prodrugs and the pharmaceutically acceptable salts of these
compounds

26. A compound of any of claims 1 to 25 for the use as a medicament.

15 27. A pharmaceutical composition comprising at least one compound as claimed in any
of claims 1 to 25, optionally together with at least one physiologically acceptable
carrier or auxiliary substance.

20 28. A method for treating a medical disorder or condition susceptible to treatment with
a dopamine D₃ receptor ligand, said method comprising administering an effective
amount of at least one compound as claimed in any of claims 1 to 25 to a subject in
need thereof.

25 29. The method of claim 28, wherein the medical disorder is a disorder or condition of
the central nervous system.

30 30. The method of claim 28, wherein the medical disorder is a disorder or condition
selected from the group of Parkinson's disease, schizophrenia, bipolar disorder, de-
pression, motivation disturbances, anxiety, dyskinesia, in particular L-DOPA in-
duced dyskinesia (LID), cognitive dysfunction, pain, disorder associated with drug
abuse, and eating disorders.

31. The method of claim 28, wherein the medical disorder is renal function disorders, such as diabetic nephropathy.