Fig. 1

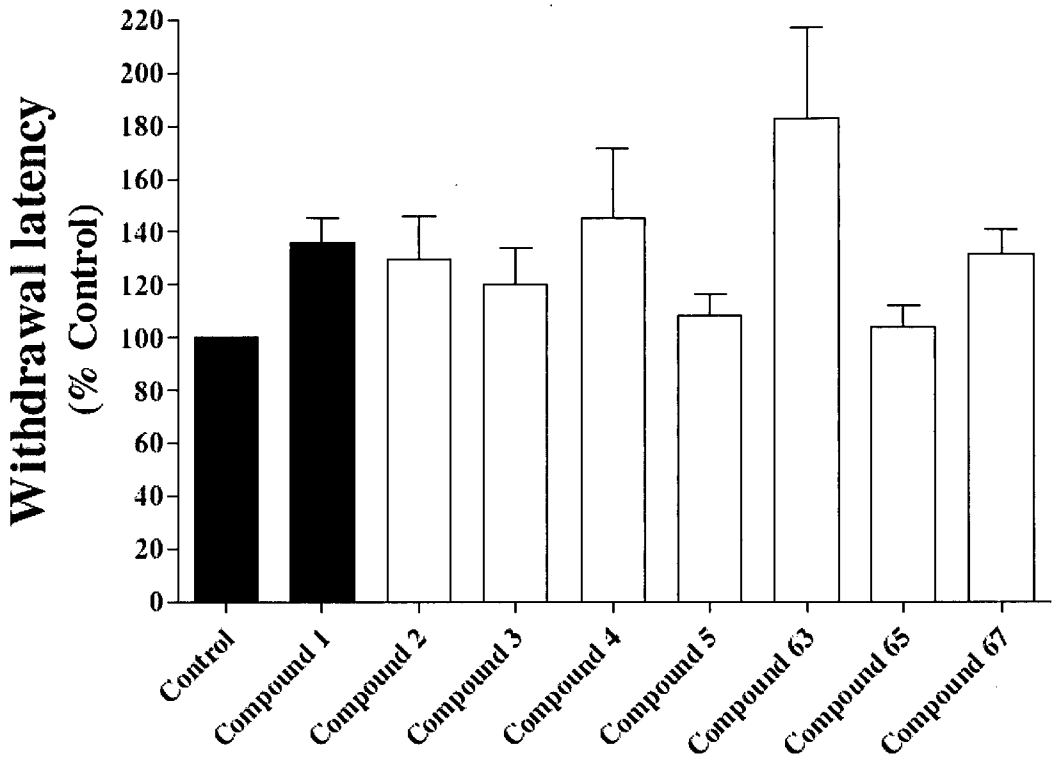
Withdrawal latency
(% Control)
220
200
180
160
140
120
100
80
60
40
20
0
Control
Compound 1
Compound 2
Compound 3
Compound 4
Compound 5
Compound 63
Compound 65
Compound 67

Fig. 2

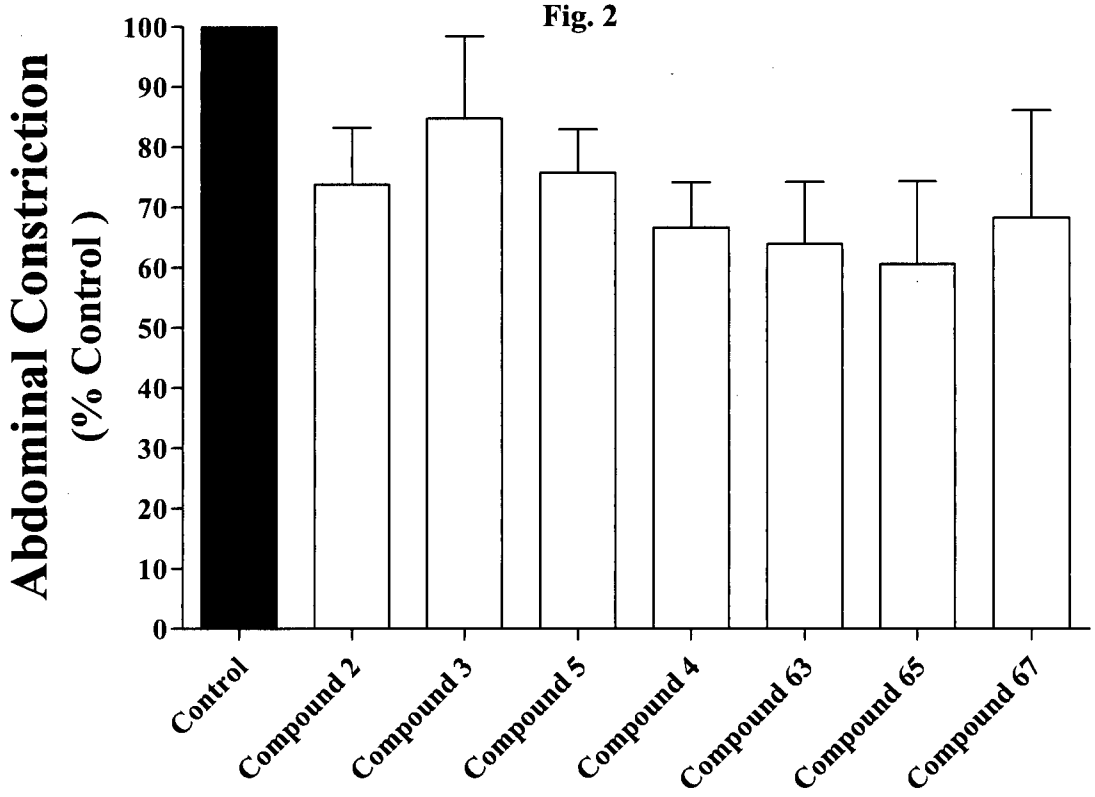
Abdominal Constriction
(% Control)
100
90
80
70
60
50
40
30
20
10
0
Control
Compound 2
Compound 3
Compound 5
Compound 4
Compound 63
Compound 65
Compound 67

Fig. 3

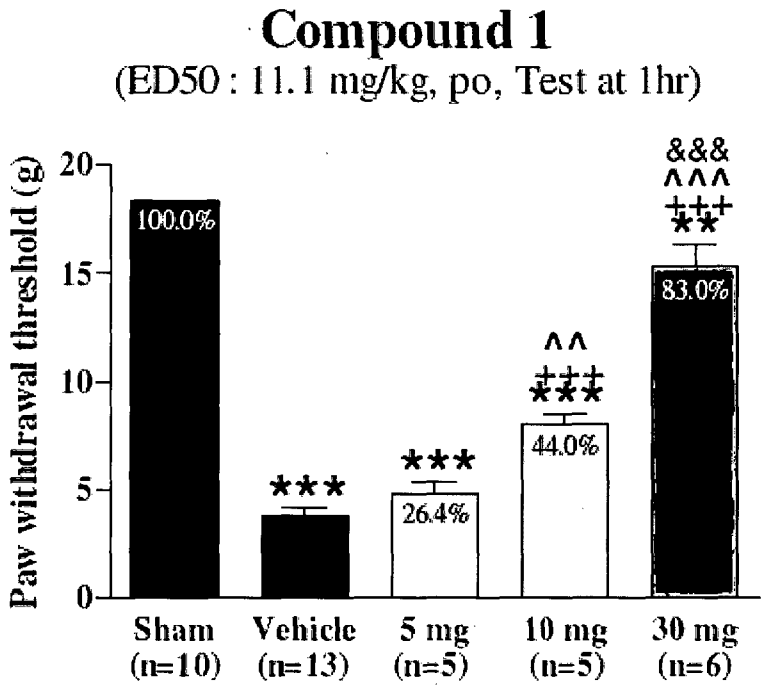
Compound 1
(ED50 : 11.1 mg/kg, po, Test at 1hr)
Paw withdrawal threshold (g)
20
15
10
5
0
100.0%
***
***
26.4%
^^
+++
***
44.0%
&&&
^^^
+++
***
83.0%
Sham (n=10)
Vehicle (n=13)
5 mg (n=5)
10 mg (n=5)
30 mg (n=6)

Fig. 4

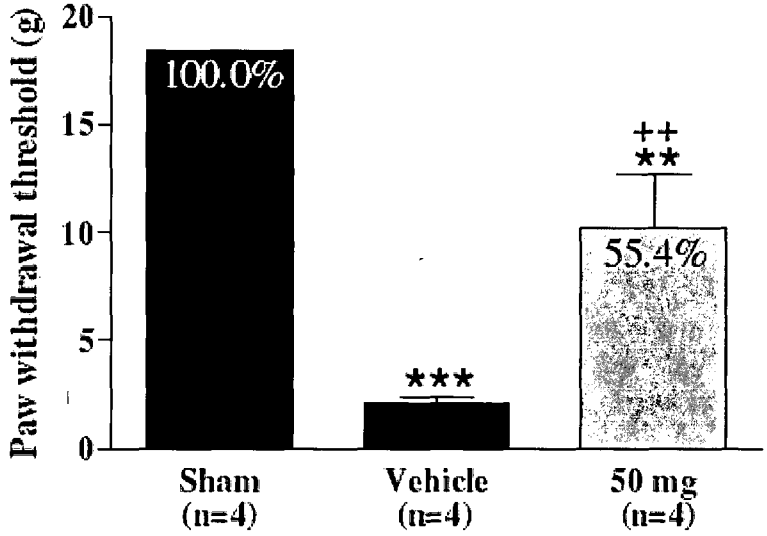
Compound 63
(50mg/kg, po, Test at 1hr)
Paw withdrawal threshold (g)
20
15
10
5
0
100.0%
***
++
**
55.4%
Sham (n=4)
Vehicle (n=4)
50 mg (n=4)

Fig. 5

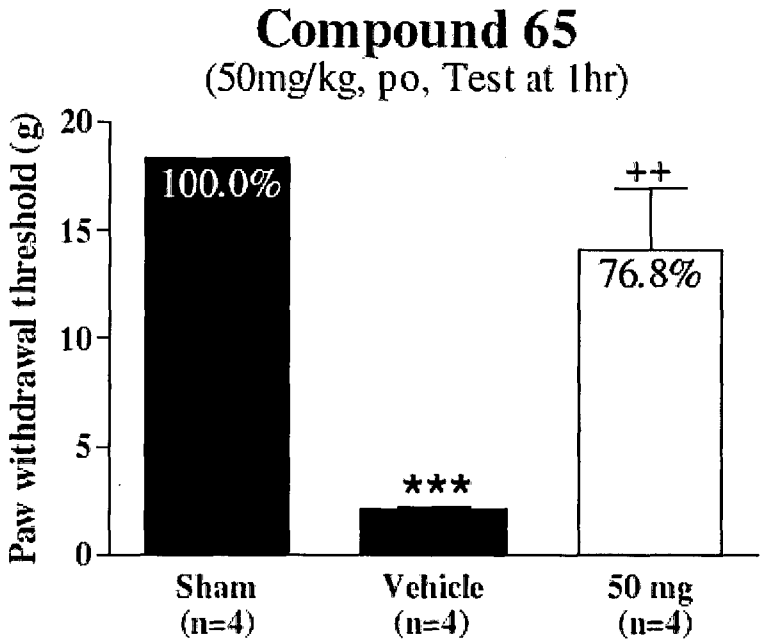

Fig. 6

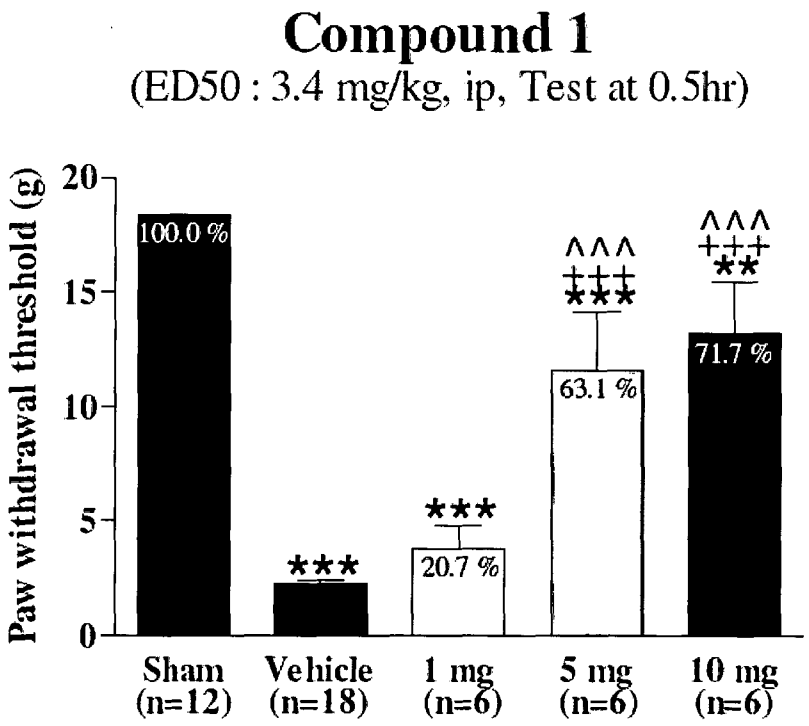

Fig. 7

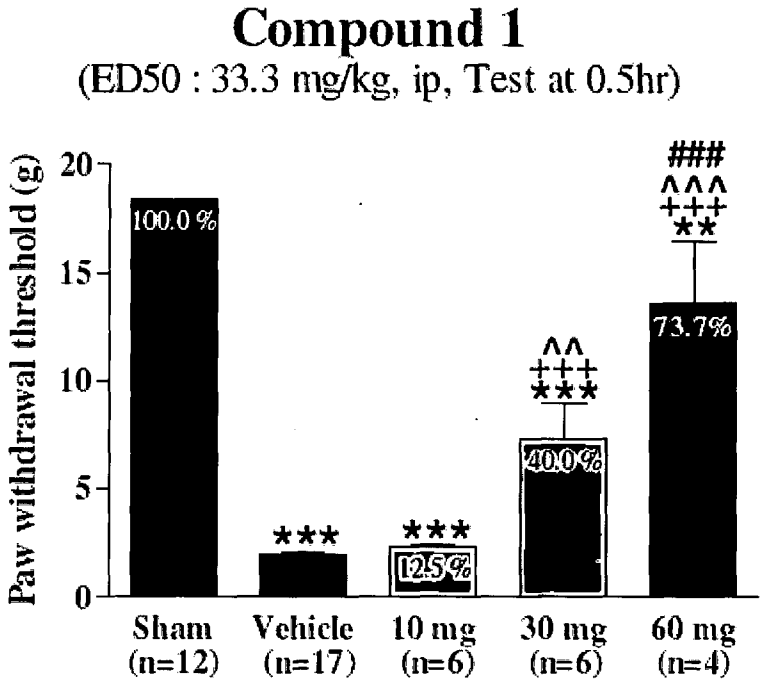
Compound 1
(ED50 : 33.3 mg/kg, ip, Test at 0.5hr)
Paw withdrawal threshold (g)
20
15
10
5
0
100.0 %
***
***
12.5%
^^
+++
***
40.0%
###
^^^
+++
**
73.7%
Sham (n=12)
Vehicle (n=17)
10 mg (n=6)
30 mg (n=6)
60 mg (n=4)

Fig. 8

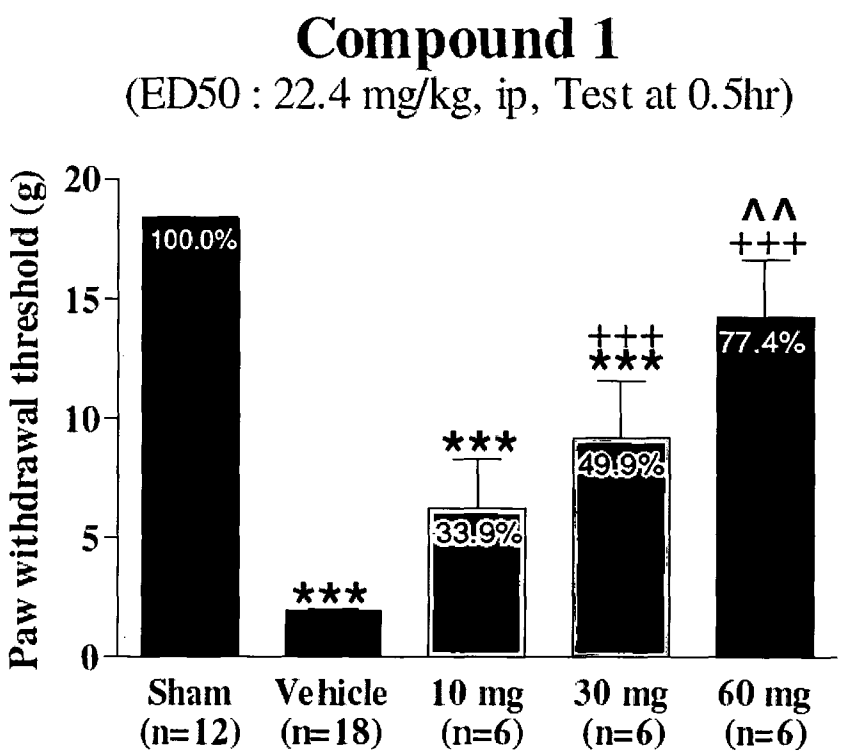
Compound 1
(ED50 : 22.4 mg/kg, ip, Test at 0.5hr)
Paw withdrawal threshold (g)
20
15
10
5
0
100.0%
***
***
33.9%
+++
***
49.9%
^^
+++
77.4%
Sham (n=12)
Vehicle (n=18)
10 mg (n=6)
30 mg (n=6)
60 mg (n=6)