



US00D766554S

(12) **United States Design Patent**  
**Doak**

(10) **Patent No.:** **US D766,554 S**

(45) **Date of Patent:** **\*\* Sep. 20, 2016**

- (54) **SANDAL**
- (71) Applicant: **SummerSkates Limited**, Newmarket (CA)
- (72) Inventor: **Myles Doak**, Newmarket (CA)
- (73) Assignee: **SUMMERSKATES LIMITED**, Newmarket, Ontario (CA)

- D495,474 S \* 9/2004 Dal Magro et al. .... D2/916
- D499,235 S \* 12/2004 Dal Magro et al. .... D2/916
- D534,340 S \* 1/2007 Belley et al. .... D2/969
- D535,090 S \* 1/2007 Belley et al. .... D2/969
- D543,345 S \* 5/2007 Andersen et al. .... D2/969
- D576,390 S \* 9/2008 del Biondi et al. .... D2/916
- D614,836 S \* 5/2010 Kay et al. .... D2/914
- D650,155 S \* 12/2011 Liow ..... D2/916

\* cited by examiner

(\*\*) Term: **14 Years**

*Primary Examiner* — Ian Simmons

*Assistant Examiner* — Rashida C Walshon

(21) Appl. No.: **29/486,824**

(74) *Attorney, Agent, or Firm* — Faegre Baker Daniels LLP

(22) Filed: **Apr. 2, 2014**

(30) **Foreign Application Priority Data**

Mar. 21, 2014 (CA) ..... 155695

(51) **LOC (10) Cl.** ..... **02-04**

(52) **U.S. Cl.**  
USPC ..... **D2/916**

(58) **Field of Classification Search**

USPC ..... D2/897, 898, 900, 916, 917, 919, 946,  
D2/969, 972; 36/45, 50.1, 51, 83, 88, 113,  
36/114, 8.1, 9 R, 11.5, 58.5  
CPC ..... A43B 3/12; A43B 3/10; A43B 3/128;  
A43B 3/00

See application file for complete search history.

(56) **References Cited**

**U.S. PATENT DOCUMENTS**

- RE29,041 E \* 11/1976 Fukuoka ..... 36/11.5
- D485,972 S \* 2/2004 Magro ..... D2/916

(57) **CLAIM**

The ornamental design for a sandal, as shown and described.

**DESCRIPTION**

FIG. 1 is a perspective view of a first embodiment of the sandal;

FIG. 2 is a top plan view of the sandal from FIG. 1;

FIG. 3 is a bottom plan view of the sandal from FIG. 1;

FIG. 4 is a front plan view of the sandal from FIG. 1;

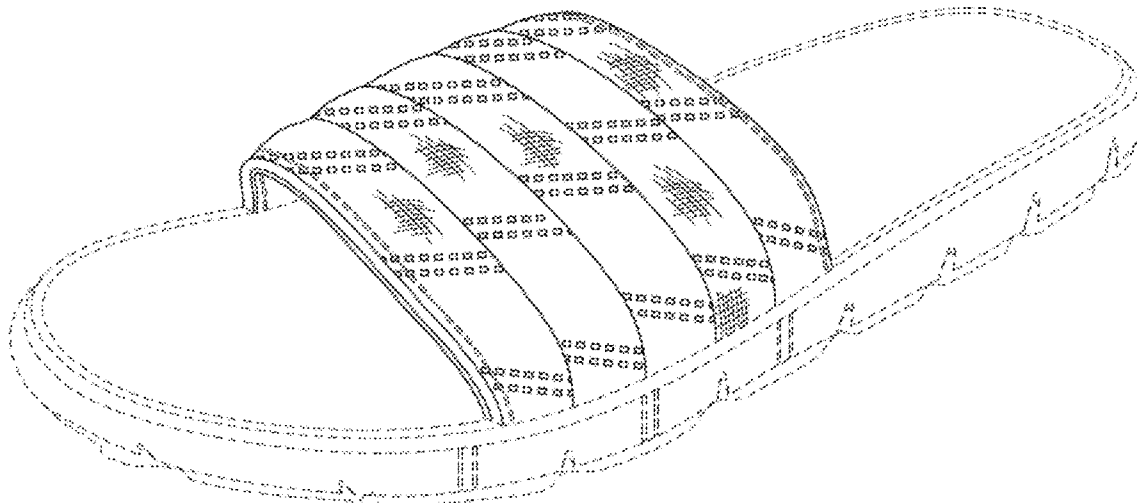
FIG. 5 is a rear plan view of the sandal from FIG. 1;

FIG. 6 is a first side plan view of the sandal from FIG. 1; and,

FIG. 7 is a second side plan view of the sandal from FIG. 1.

The portions of the article shown in stippled lines do not form part of the design.

**1 Claim, 5 Drawing Sheets**





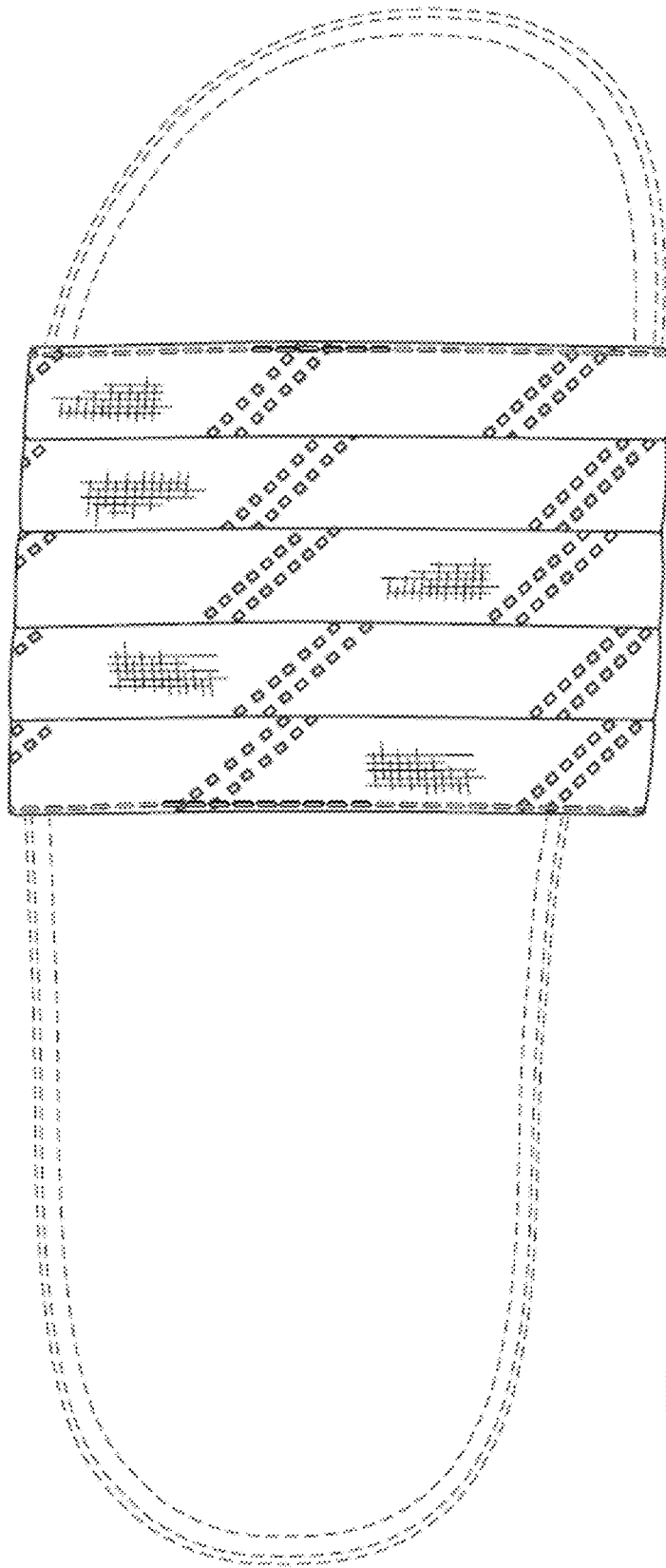


Fig. 2

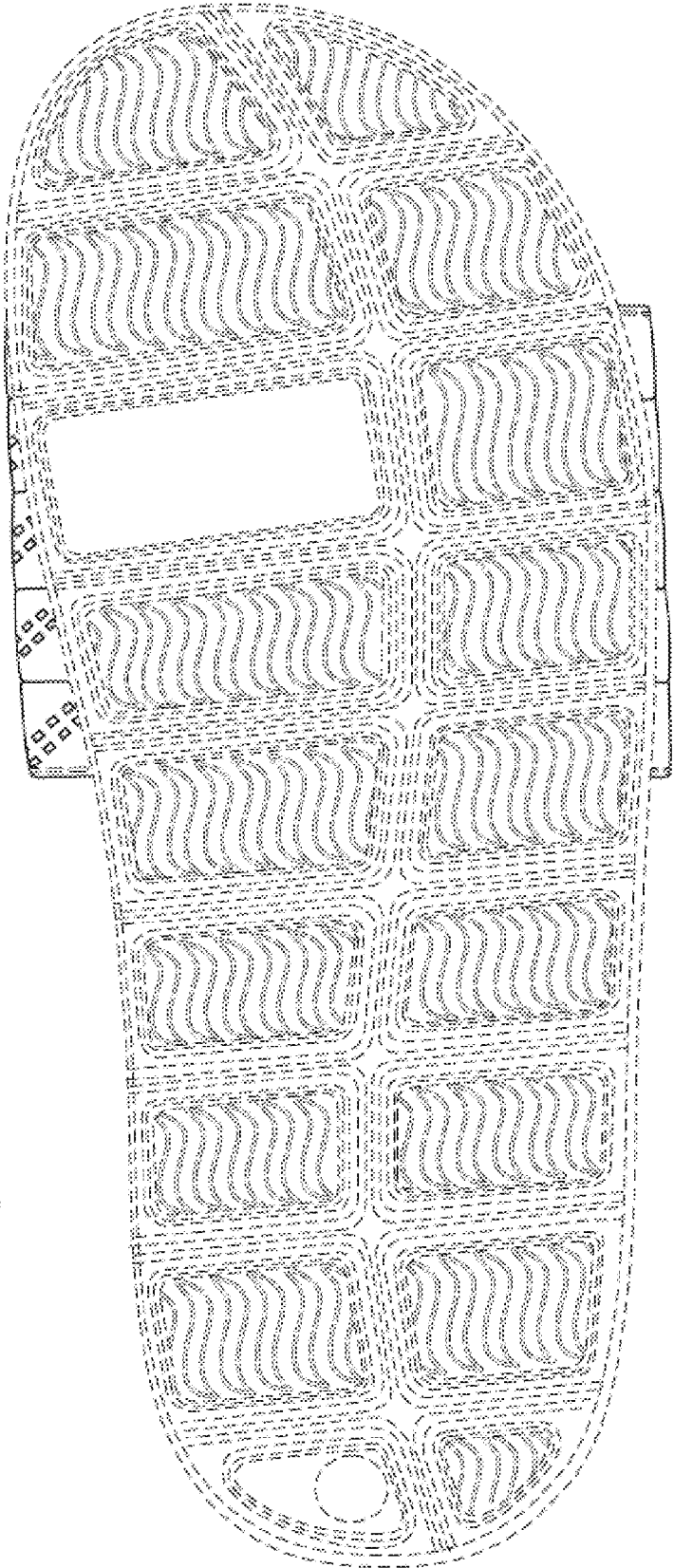


Fig. 3

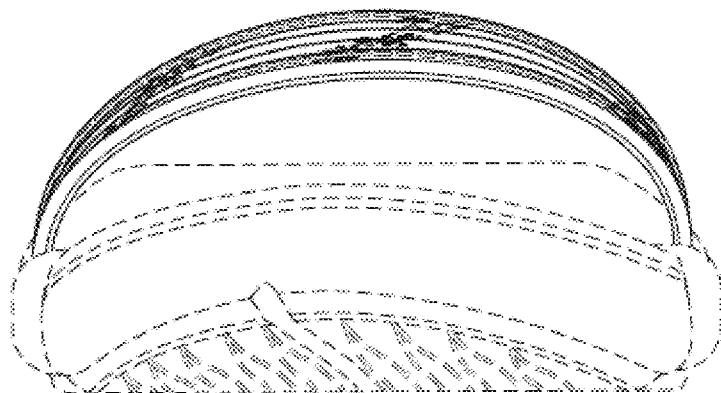


Fig. 4

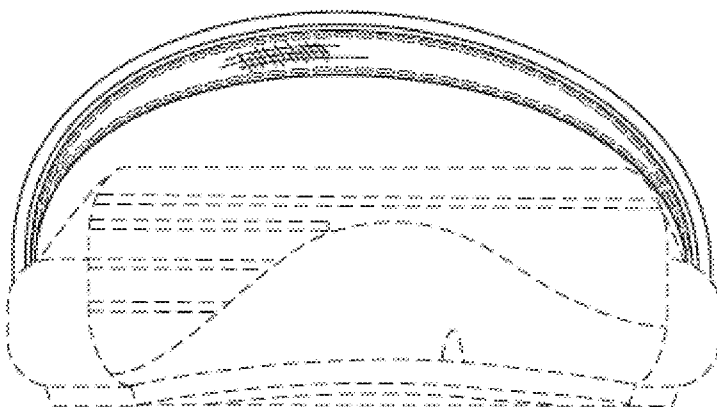


Fig. 5

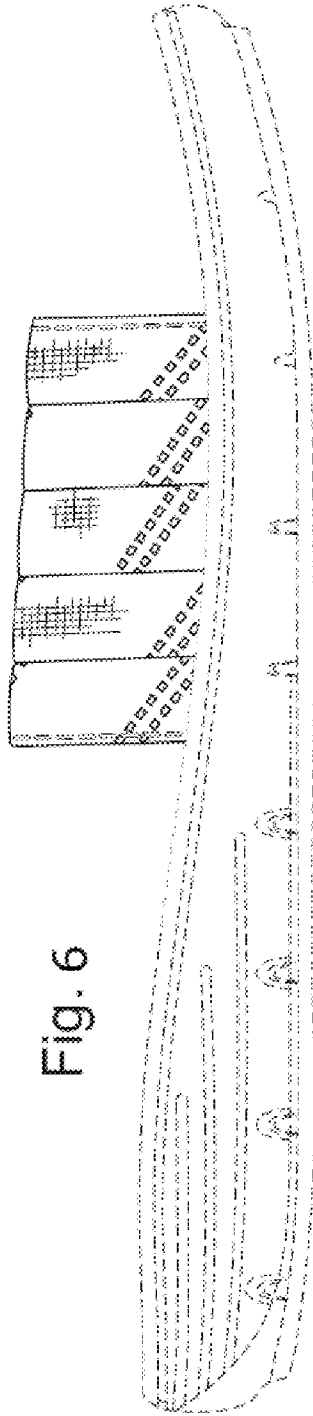


Fig. 6

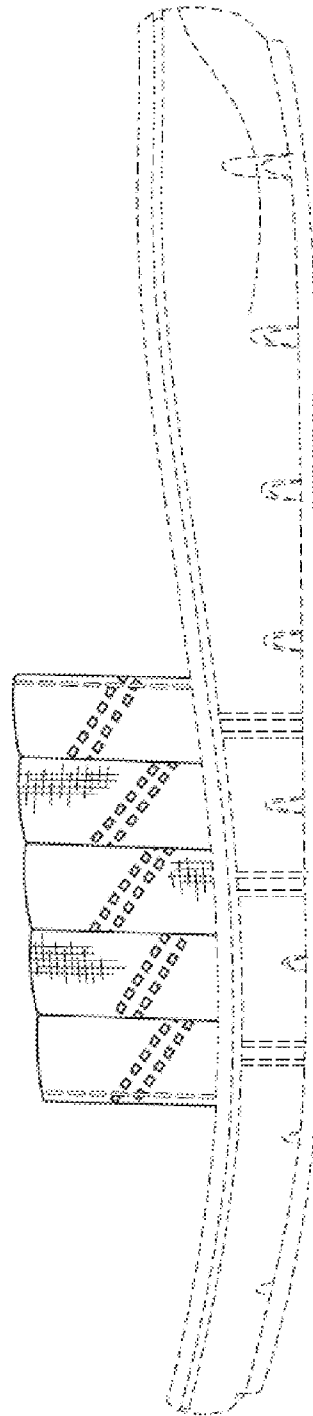


Fig. 7