(No Model.)

H. A. LEE.

SALT HOLDER FOR CATTLE.

No. 590,458. Patented Sept. 21, 1897.

FIG. 1.

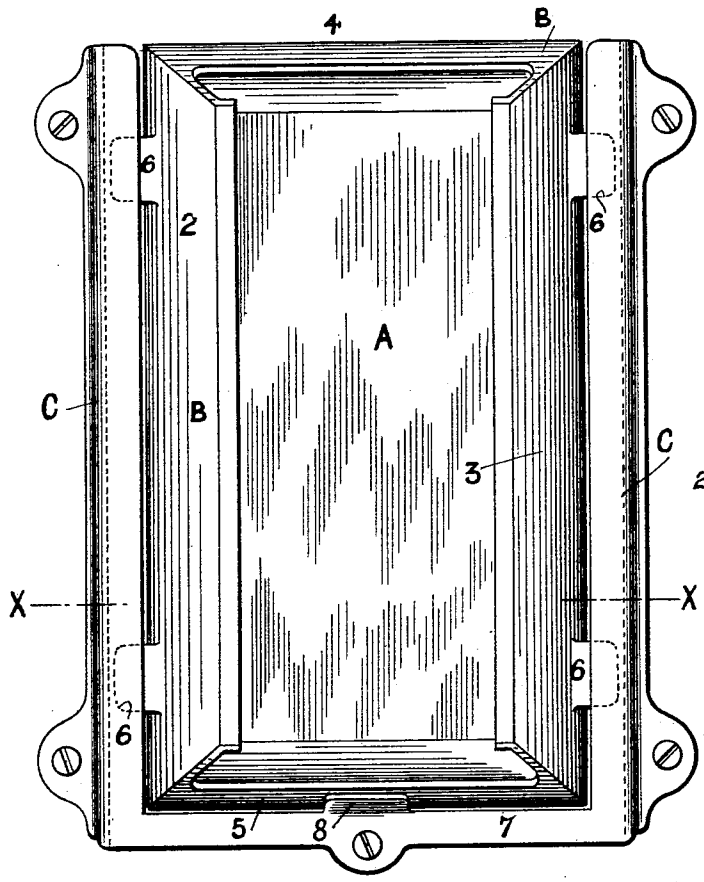

FIG. 2

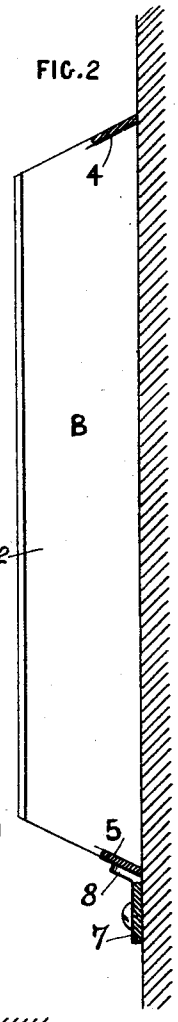

FIG. 3.

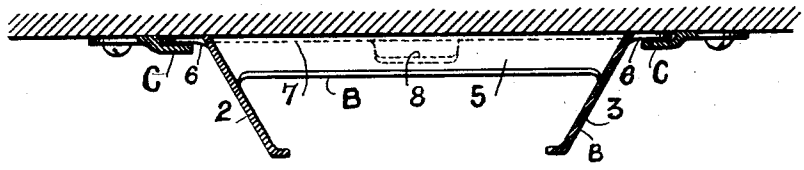

Witnesses
Chas. H. Smith
J. Staib.

Inventor.
Henry A. Lee
per L. W. Serrell & Son
Attys

THE NORRIS PETERS CO., PHOTO-LITHO., WASHINGTON, D. C.

UNITED STATES PATENT OFFICE.

HENRY A. LEE, OF BROOKLYN, NEW YORK.

SALT-HOLDER FOR CATTLE.

SPECIFICATION forming part of Letters Patent No. 590,458, dated September 21, 1897.

Application filed February 18, 1897. Serial No. 624,002. (No model.)

To all whom it may concern:

Be it known that I, HENRY A. LEE, a citizen of the United States, residing at Brooklyn, in the county of Kings and State of New York, have invented an Improvement in Salt-Holders for Cattle, of which the following is a specification.

In Letters Patent No. 518,819, granted to me April 24, 1894, a holder for salt bricks is represented in which the block or brick of salt is received into a frame and the same is connected to a backing or stationary frame by interlocking devices or hinges, but the movement that the parts receive where the salt is being licked sometimes loosens the interlocking devices or the hinges become rusty and do not turn freely.

In my Patent No. 485,328 the block of salt rests upon a bottom bar or support that extends from one side to the other, but there is no connection at the top, as the block of salt has to be slid down from the top, the back not being open.

The present invention is an improvement upon the aforesaid devices; and it consists in the combination, with the frame that holds the block of salt, of slides that are permanently fastened to the wall or partition and receive the projecting edges or flanges upon the frame, so that the frame with the block of salt is slipped downward into the slides and remains in its position by the weight of the block and frame and can be removed by lifting the frame and block bodily from the stationary slides.

As the animal usually licks the block of salt in an upward direction from the bottom and where the frame extends over the block of salt at the upper and lower portions, as well as at the sides, such upper and lower portions interfere with the tongue and the block of salt is not uniformly consumed. I therefore form the frame that receives the block with sides that lap over the block and with connecting-bars at top and bottom in the rear portions of the frame, so as to be out of the way of the tongue of the animal in licking the salt.

In the drawings, Figure 1 is an elevation of the parts in position for use. Fig. 2 is a vertical section of the frame for the block of salt; and Fig. 3 is a plan view, sectionally, at the line *x x*.

The block or brick of salt A is to be oblong with parallel or nearly parallel sides, and I prefer to have the sides beveled, so that the block is trapezoidal when viewed endwise, and the frame B is open at the back and bottom to receive into it the block or brick of salt. I have shown the sides 2 3 as inclined toward each other at an angle corresponding to the sides of the block of salt, so that when the block of salt is introduced into the frame from the rear it cannot fall out in consequence of the overlap of the sides of the frame, and these sides 2 and 3 are connected at top and bottom by the integral bars 4 and 5, which bars are of sufficient strength to hold the sides together, and they are at the back portions of the frame, so as not to come into contact with the tongue of the animal while licking the salt, and at the opposite vertical edges of the frame B there are flanges or projections 6, that pass into the grooves or recesses in the vertical edges of the slides C. These slides C may be screwed or otherwise fastened to the wall or partition and may be separate or connected to each other by the cross bottom piece 7, or the slides may be upon a back plate hung or fastened upon the wall or partition.

In either form the frame B with the block of salt in the same is to be slid from the top of the slides downward, with the flanges 6 in the slides and a suitable stop, such as that shown at 8, is employed to arrest the downward movement of the frame and block of salt.

By this improvement the block of salt is firmly held in position and it is easy of access for the tongue of the animal until the entire block is consumed, or nearly so, and the frame can be easily lifted out and another block or brick of salt inserted and the parts restored to their normal positions, and there is no risk of the parts becoming detached while in use or becoming rusted together so as to be immovable.

The integral top and bottom bars give the necessary strength to the detachable frame having the open back.

I claim as my invention—

1. The salt-holder for cattle composed of a rectangular frame open at the back to receive the block or brick of salt and having sides that fit or retain the salt, and integral bars at the top and bottom connecting the sides of the frame at the back portions whereby the cross-bars are not in the way of the tongue of the animal in licking the salt, substantially as set forth.

2. The salt-holder for cattle composed of a rectangular frame open at the back to receive the block or brick of salt and having sides that fit or retain the salt, and integral bars at the top and bottom connecting the sides of the frame at the back portions whereby the integral bars are not in the way of the tongue of the animal in licking the salt, there being projections or flanges at the edges in combination with vertical slides adapted to being secured to the wall or partition and into which the frame and block of salt are slid from the top downward, substantially as set forth.

3. The salt-holder formed of an open frame for receiving the brick or block of salt from the back, the sides of the frame being inclined toward each other and corresponding to the trapezoidal shape of the block or brick, the top and bottom bars of the frame connecting the sides and being at the rear portions of the frame so as to be out of the way of the tongue of the animal in licking the salt, and vertical slides for receiving the frame and holding the same in position, substantially as set forth.

Signed by me this 17th day of February, 1897.

HENRY A. LEE.

Witnesses:
GEO. T. PINCKNEY,
S. T. HAVILAND.