

Patent Application

(21) Application number:	2011047792	(71) Applicant:	NOVARTIS AG LICHTSTRASSE 35 CH-4056 BASEL CH
(22) Date of filing:	12.01.2010	(72) Inventor:	CHEN, WEICHUN NOVARTIS PHARMACEUTICALS CORPORATION ONE HEALTH PLAZA EAST HANOVER, NJ 07936-1080 US
(30) Priority:	US 61/144,250 12.01.2009		KIM, HONG-YONG NOVARTIS PHARMACEUTICALS CORPORATION ONE HEALTH PLAZA EAST HANOVER, NJ 07936-1080 US
			LIANG, JESSICA NOVARTIS PHARMACEUTICALS CORPORATION ONE HEALTH PLAZA EAST HANOVER, NJ 07936-1080 US
			MUTZ, MICHAEL NOVARTIS PHARMA AG WERK KLYBECK POSTFACH CH-4002 BASEL CH
			PRASHAD, MAHAVIR NOVARTIS PHARMACEUTICALS CORPORATION ONE HEALTH PLAZA EAST HANOVER, NJ 07936-1080 US
			TOWLER, CHRISTOPHER NOVARTIS INSTITUTES FOR BIOMEDICAL RESEARCH, INC. 250 MASSACHUSETTS AVENUE CAMBRIDGE, MA 02139 US
			WU, RUOQIU NOVARTIS PHARMACEUTICALS CORPORATION ONE HEALTH PLAZA EAST HANOVER, NJ 07936-1080 US

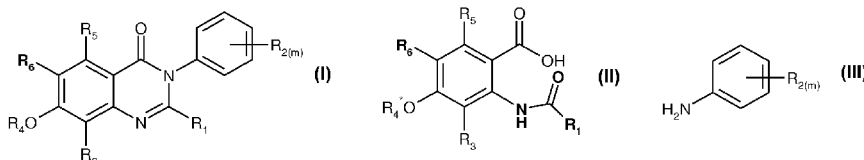
(54) **Title:**
**QUINAZOLINONE DERIVATIVES USEFUL AS VANILLOID
ANTAGONISTS**

(57) **Abstract:**

There is described a new polymorphic form of 4-(7-Hydroxy-2-isopropyl-4-oxo-4H-quinazolin-3-yl)-benzonitrile having structural formula I(B) and to a method of preparing it. There is further a process or method for the manufacture of a pharmaceutically active quinazolinone compounds of the formula (I), wherein the symbols have the meanings given in the description, said process comprising reacting a compound of the formula (II), wherein R4* is R1*-C(=O)- wherein R1* is independently selected from the group of meanings of R1 as defined for a compound of the formula (I) so that R1* and R1 are identical to or different from each other, or R4* is especially H, and R1 and R3, R5 and R6 are as defined for a compound of the formula (I), or a salt thereof, under simultaneous or sequential condensation and cyclisation conditions with an aniline compound of the formula (III), wherein R2 and m are as defined for a compound of the formula (I). Further reactions and related embodiments are also claimed and disclosed.



- (51) **International Patent Classification:**
A61P 11/06 (2006.01) **A61K 31/505** (2006.01)
C07D 239/88 (2006.01)
- (21) **International Application Number:**
 PCT/EP2010/050243
- (22) **International Filing Date:**
 12 January 2010 (12.01.2010)
- (25) **Filing Language:** English
- (26) **Publication Language:** English
- (30) **Priority Data:**
 61/144,250 13 January 2009 (13.01.2009) US
- (71) **Applicant (for all designated States except US):** **NOVARTIS AG** [CH/CH]; Lichtstrasse 35, CH-4056 Basel (CH).
- (72) **Inventors; and**
- (75) **Inventors/Applicants (for US only):** **CHEN, Weichun** [US/US]; Novartis Pharmaceuticals Corporation, One Health Plaza, East Hanover, NJ 07936-1080 (US). **KIM, Hong-Yong** [KR/US]; Novartis Pharmaceuticals Corporation, One Health Plaza, East Hanover, NJ 07936-1080 (US). **LIANG, Jessica** [CN/US]; Novartis Pharmaceuticals Corporation, One Health Plaza, East Hanover, NJ 07936-1080 (US). **MUTZ, Michael** [DE/CH]; Novartis Pharma AG, Werk Klybeck, Postfach, CH-4002 Basel (CH). **PRASHAD, Mahavir** [US/US]; Novartis Pharmaceuticals Corporation, One Health Plaza, East Hanover, NJ 07936-1080 (US). **TOWLER, Christopher** [GB/US]; Novartis Institutes for BioMedical Research, Inc., 250 Massachusetts Avenue, Cambridge, MA 02139 (US). **WU, Ruochu** [CN/US]; Novartis Pharmaceuticals Corporation, One Health Plaza, East Hanover, NJ 07936-1080 (US).
- (74) **Agent:** **VON SPRECHER, Georg**; Novartis Pharma AG, Patent Department, CH-4002 Basel (CH).
- (81) **Designated States (unless otherwise indicated, for every kind of national protection available):** AE, AG, AL, AM, AO, AT, AU, AZ, BA, BB, BG, BH, BR, BW, BY, BZ, CA, CH, CL, CN, CO, CR, CU, CZ, DE, DK, DM, DO, DZ, EC, EE, EG, ES, FI, GB, GD, GE, GH, GM, GT, HN, HR, HU, ID, IL, IN, IS, JP, KE, KG, KM, KN, KP, KR, KZ, LA, LC, LK, LR, LS, LT, LU, LY, MA, MD, ME, MG, MK, MN, MW, MX, MY, MZ, NA, NG, NI, NO, NZ, OM, PE, PG, PH, PL, PT, RO, RS, RU, SC, SD, SE, SG, SK, SL, SM, ST, SV, SY, TH, TJ, TM, TN, TR, TT, TZ, UA, UG, US, UZ, VC, VN, ZA, ZM, ZW.
- (84) **Designated States (unless otherwise indicated, for every kind of regional protection available):** ARIPO (BW, GH, GM, KE, LS, MW, MZ, NA, SD, SL, SZ, TZ, UG, ZM, ZW), Eurasian (AM, AZ, BY, KG, KZ, MD, RU, TJ, TM), European (AT, BE, BG, CH, CY, CZ, DE, DK, EE, ES, FI, FR, GB, GR, HR, HU, IE, IS, IT, LT, LU, LV, MC, MK, MT, NL, NO, PL, PT, RO, SE, SI, SK, SM, TR), OAPI (BF, BJ, CF, CG, CI, CM, GA, GN, GQ, GW, ML, MR, NE, SN, TD, TG).
- Declarations under Rule 4.17:**
- as to applicant's entitlement to apply for and be granted a patent (Rule 4.17(ii))
- Published:**
- with international search report (Art. 21(3))
 - before the expiration of the time limit for amending the claims and to be republished in the event of receipt of amendments (Rule 48.2(h))
- (88) **Date of publication of the international search report:**
 27 January 2011

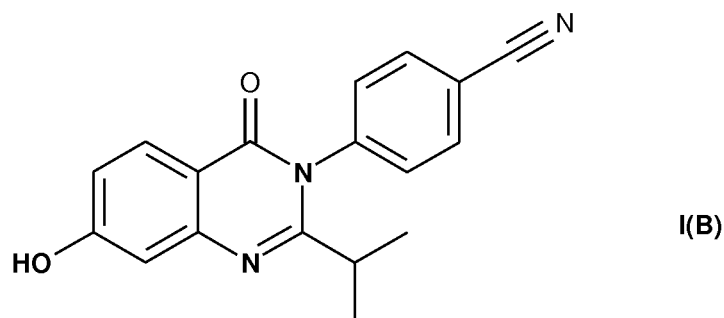
(54) **Title:** QUINAZOLINONE DERIVATIVES USEFUL AS VANILLOID ANTAGONISTS

(57) **Abstract:** There is described a new polymorphic form of 4-(7-Hydroxy-2-isopropyl-4-oxo-4H-quinazolin-3-yl)-benzonitrile having structural formula I(B) and to a method of preparing it. There is further a process or method for the manufacture of a pharmaceutically active quinazolinone compounds of the formula (I), wherein the symbols have the meanings given in the description, said process comprising reacting a compound of the formula (II), wherein R₄* is R₁*-C(=O)- wherein R₁* is independently selected from the group of meanings of R₁ as defined for a compound of the formula (I) so that R₁* and R₁ are identical to or different from each other, or R₄* is especially H, and R₁ and R₃, R₅ and R₆ are as defined for a compound of the formula (I), or a salt thereof, under simultaneous or sequential condensation and cyclisation conditions with an aniline compound of the formula (III), wherein R₂ and m are as defined for a compound of the formula (I). Further reactions and related embodiments are also claimed and disclosed.

Quinazolinone derivatives useful as vanilloid antagonists

The present invention relates to a new polymorphic form of a quinazolinone derivative 4-(7-Hydroxy-2-isopropyl-4-oxo-4H-quinazolin-3-yl)-benzonitrile having structural formula I(B) and to a method of preparing it. The invention further relates to a process or method for the manufacture of quinazolinone derivatives useful e.g. as vanilloid antagonists, as well as new intermediates useful in said process or method and processes and methods for their manufacture.

4-(7-Hydroxy-2-isopropyl-4-oxo-4H-quinazolin-3-yl)-benzonitrile having structural formula I(B);



is disclosed in International Patent application No. WO 2005/120510.

In a first aspect the present invention relates to the crystal form B of 4-(7-hydroxy-2-isopropyl-4-oxo-4H-quinazolin-3-yl)-benzonitrile characterized by an X-ray diffraction pattern having three or more peaks at 2θ values selected from 9.3° , 10.6° , $14.4^\circ \pm 0.2^\circ 2\theta$, preferably, 9.3° , 10.6° , 14.4° , 15.5° , 17.9° , 19.9° , $23.4^\circ \pm 0.2^\circ 2\theta$ or more preferably, 9.3° , 10.6° , 12.8° , 14.4° , 15.5° , 17.9° , 19.9° , 21.3° , 23.4° , and $28.0^\circ \pm 0.2^\circ 2\theta$.

A compound of the invention in crystal form B can be prepared from a solution thereof in a polar organic solvent, such as a mixture of water and a water miscible organic solvent. The water miscible organic solvent may be an alcohol, such as an alkyl C1 to 10 alcohol, preferably a C1 to 6 alcohol and especially ethanol.

When the polar organic solvent comprises a mixture of water and a water miscible organic solvent, the ratio of polar organic solvent, such as a mixture of water and a water miscible

organic solvent, the ratio of the water miscible organic solvent and water may vary, depending upon, *inter alia*, the nature of the water miscible organic solvent and may be in the range of from 1:1 to 1:10, or 1:2 to 1:9, or 1:3 to 1:8 or 1:4 to 1:6 or 1:5.

Therefore, according to a further aspect the invention provides a method of preparing a compound of formula I(B) in crystal form B as hereinbefore defined which comprises crystallising the compound of formula I(B) as hereinbefore defined from a solution thereof in water and a water miscible organic solvent as hereinbefore described.

The crystallisation temperature may be carried out at a temperature of less than $30 \pm 3^\circ\text{C}$ or from 15 to $30 \pm 3^\circ\text{C}$ or from 20 to $30 \pm 3^\circ\text{C}$, e.g. $20 \pm 3^\circ\text{C}$.

Crystal form B may be prepared by crystallising the compound of formula I(B) from a solution thereof in a polar organic solvent as hereinbefore, for example by equilibrating the compound in that solvent over 36 hours at $20 \pm 3^\circ\text{C}$, or analogously such as hereinafter described in Example 1. The crystallisation may be induced by, for example, cooling a supersaturated solution of the compound of formula I in the polar solvent, or by adding to the solution of the compound of formula I a polar solvent in which the compound of formula I is less soluble. The starting solution of the compound of formula I may be at ambient or elevated (up to reflux) temperature.

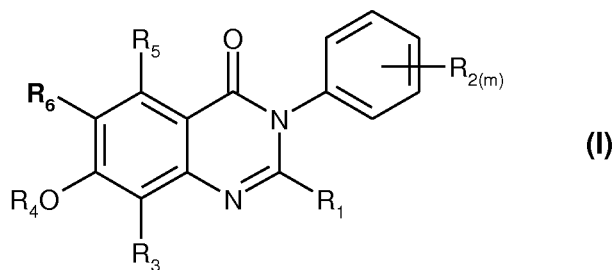
For the preparation of each of the crystal forms, working up may be carried out generally using known procedures for the separation of the crystallisate from the mother liquor, for example by filtration, with or without the assistance of pressure and/or vacuum, or by centrifugation, and subsequent drying of the crystallisate.

The compound of formula I(B) may be prepared in accordance with the method given in Example 29 of International Patent application WO 2005/120510 or by the process hereinafter described.

Given its vanilloid receptor activity, the compound of formula I(B) in crystal form B is useful in the treatment or prevention of a disease or condition in which vanilloid receptor activation plays a role or is implicated.

Therefore, according to a further aspect of the invention provides the use of a compound of formula I(B) in crystal form B for the preparation of a medicament for the treatment or prevention of a disease or condition in which vanilloid receptor activation plays a role or is implicated.

Specifically, the present invention relates to a process or method for the manufacture of a quinazolinone compound of the formula I



wherein

R_1 is C_1 - C_6 alkyl, $(C_1$ - C_6 alkyl) C_1 - C_6 alkyl, di- $(C_1$ - C_6 alkyl) C_1 - C_6 alkyl or C_3 - C_6 cycloalkyl, di-(trifluoromethyl) C_1 - C_6 alkyl, R_9 -O- $(C_1$ - C_6 alkyl)- in which the alkyl chain is optionally substituted by trifluoromethyl, (NC)- C_1 - C_6 alkyl-, $(R_{10}R_{11}N)$ - C_1 - C_6 alkyl-, or $(C_1$ - C_6 alkyl)-SO₂- $(C_1$ - C_6 alkyl)-, wherein R_9 , R_{10} and R_{11} are each independently H or C_1 - C_6 alkyl;

each R_2 , independently, is halogen, C_1 - C_6 alkyl, halogen-substituted C_1 - C_6 alkyl, hydroxy C_1 - C_6 alkyl, cyano, a group $-C(=O)-R_{2a}$, where R_{2a} is C_1 - C_6 alkyl, C_1 - C_6 alkoxy-, $R_{10}R_{11}N$ -, $R_{10}R_{11}N$ - $(C_1$ - C_6 alkyl)-, -SO₂- $(C_1$ - C_6 alkyl), R_9 -O- $(C=O)-$, wherein R_9 , R_{10} and R_{11} are as defined above, unsubstituted or substituted phenyl wherein the substituents are 1 to 4 substituents independently selected from the group consisting of halo, hydroxy and C_1 - C_6 alkyl, or a 5- or 6-membered saturated or unsaturated heterocyclic ring having one, two or three heteroatoms selected from N, O and S and optionally including a further substituent selected from halo;

R_3 is hydrogen, halogen, C_1 - C_6 alkyl, C_2 - C_6 alkenyl, C_2 - C_6 alkynyl, hydroxy, hydroxy-substituted C_1 - C_6 alkyl, C_1 - C_6 alkoxy, C_3 - C_6 cycloalkyl, cyano, $-C(=O)H$, phenyl, $(C_3$ - C_6 cycloalkyl) C_1 - C_6 alkoxy, $(C_1$ - C_6 alkoxycarbonylamino) C_1 - C_6 alkoxy or $(C_1$ - C_6 alkylcarbonylamino) C_1 - C_6 alkoxy; R_4 is H (= hydrogen), or R_4 -O is esterified hydroxy or etherified hydroxyl; especially R_4 is H;

R_5 is hydrogen or hydroxy;

R_6 is hydrogen, halogen, C_1 - C_6 alkyl, C_2 - C_6 alkenyl, C_2 - C_6 alkynyl, hydroxy, hydroxy-substituted C_1 - C_6 alkyl, C_1 - C_6 alkoxy, C_3 - C_6 cycloalkyl, cyano, $-C(=O)H$, phenyl, $(C_3$ - C_6 cycloalkyl) C_1 - C_6 alkyl, $(C_3$ - C_6 cycloalkyl) C_1 - C_6 alkoxy, $(C_1$ - C_6 alkoxycarbonylamino) C_1 -

- 4 -

C₆alkoxy or (C₁-C₆alkylcarbonylamino)C₁-C₆alkoxy, (amino)C₁-C₆alkoxy, (dimethylamino)C₁-C₆alkoxy, or (C₁-C₆alkoxycarbonyl)C₁-C₆alkoxy,

m is 1 to 5, e.g. 1 or 2,

in free form or in salt form.

More preferably, the present invention relates to a method or process for the manufacture of a quinazoline compound of the formula I wherein

R₁ is C₁-C₆alkyl, (C₁-C₆alkyl)C₁-C₆alkyl, di-(C₁-C₆alkyl)C₁-C₆alkyl or C₃-C₆cycloalkyl;

each R₂, independently, is halogen, C₁-C₆alkyl, halogen-substituted C₁-C₆alkyl, hydroxyC₁-C₆alkyl, cyano or a group -C(=O)-R_{2a}, where R_{2a} is C₁-C₆alkyl;

R₃ is hydrogen, halogen, C₁-C₆alkyl, C₂-C₆alkenyl, C₂-C₆alkynyl, hydroxy, hydroxy-substituted C₁-C₆alkyl, C₁-C₆alkoxy, C₃-C₆cycloalkyl, cyano, -C(=O)H, phenyl, (C₃-C₆cycloalkyl)C₁-C₆alkoxy, (C₁-C₆alkoxycarbonylamino)C₁-C₆alkoxy or (C₁-C₆alkylcarbonylamino)C₁-C₆alkoxy;

R₄ is H, or R₄-O- is esterified hydroxy or etherified hydroxy;

R₅ is hydrogen or hydroxy;

R₆ is hydrogen; and

m is 1 to 5, e.g. 1 or 2,

in free form or in salt form.

Preferred is the method or process for the manufacture of a compound of the formula I wherein

R₁ is C₁-C₆alkyl, (C₁-C₆alkyl)C₁-C₆alkyl, di-(C₁-C₆alkyl)C₁-C₆alkyl or C₃-C₆cycloalkyl;

each R₂, independently, is halo, C₁-C₆alkyl, tri-halo substituted C₁-C₆alkyl, hydroxyC₁-C₆alkyl or a group -C(=O)-R_{2a} where R_{2a} is C₁-C₆alkyl, or especially cyano;

R₃ is hydrogen, halo, C₁-C₆alkyl, hydroxy, C₁-C₆alkoxy or (C₃-C₆cycloalkyl)C₁-C₆alkoxy;

R₄ is H, or R₄-O- is esterified hydroxyl or etherified hydroxyl; especially R₄ is H;

R₅ is hydrogen or hydroxy;

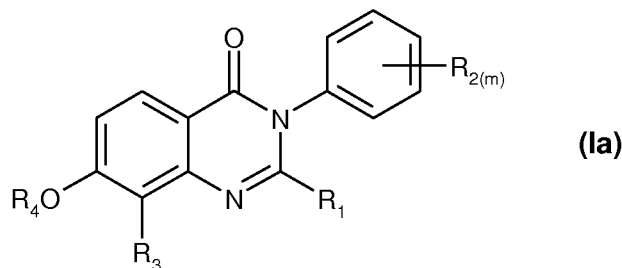
R₆ is hydrogen; and

m is 1 or 2,

in free or salt form.

- 5 -

In another particular aspect, the present invention relates to a process or method of manufacture of quinazolinone compounds of the formula Ia



wherein

R_1 is C_1 - C_6 alkyl, (C_1 - C_6 alkyl) C_1 - C_6 alkyl, di-(C_1 - C_6 alkyl) C_1 - C_6 alkyl or C_3 - C_6 cycloalkyl;
 each R_2 , independently, is halogen, C_1 - C_6 alkyl, halogen-substituted C_1 - C_6 alkyl, hydroxy C_1 - C_6 alkyl, cyano or a group $-C(=O)-R_{2a}$, where R_{2a} is C_1 - C_6 alkyl;
 R_3 is hydrogen, halogen, C_1 - C_6 alkyl, C_2 - C_6 alkenyl, C_2 - C_6 alkynyl, hydroxy, hydroxy-substituted C_1 - C_6 alkyl, C_1 - C_6 alkoxy, C_3 - C_6 cycloalkyl, cyano, $-C(=O)H$, phenyl, (C_3 - C_6 cycloalkyl) C_1 - C_6 alkoxy, (C_1 - C_6 alkoxycarbonylamino) C_1 - C_6 alkoxy or (C_1 - C_6 alkylcarbonylamino) C_1 - C_6 alkoxy;
 R_4 is H; or R_4-O- is esterified hydroxyl or etherified hydroxyl; especially R_4 is H; and
 m is 1 or 2,
 in free form or in salt form.

Note that formula Ia is a special version of formula I wherein R_5 and R_6 are hydrogen, respectively.

In a special embodiment of the particular aspect, the present invention relates a process or method for the manufacture to novel quinazolinone compounds of the formula Ia, wherein
 R_1 is C_1 - C_6 alkyl, (C_1 - C_6 alkyl) C_1 - C_6 alkyl, di-(C_1 - C_6 alkyl) C_1 - C_6 alkyl or C_3 - C_6 cycloalkyl;
 each R_2 , independently, is halo, C_1 - C_6 alkyl, tri-halo substituted C_1 - C_6 alkyl, hydroxy C_1 - C_6 alkyl

or a group $\begin{array}{c} \text{O} \\ \parallel \\ -\text{C}-\text{R}_{2a} \end{array}$, where R_{2a} is C_1 - C_6 alkyl; or especially cyano;

R_3 is hydrogen, halo, C_1 - C_6 alkyl, hydroxy, C_1 - C_6 alkoxy or (C_3 - C_6 cycloalkyl) C_1 - C_6 alkoxy;
 R_4 is H, or R_4-O- is esterified hydroxyl or etherified hydroxyl, especially R_4 is H; and
 m is 1 or 2, especially 1,
 in free or salt form.

- 6 -

A particularly interesting embodiment of the invention relates to a method or process for the manufacture of a compound of the formula Ia, wherein

R₁ is (C₁-C₆alkyl)C₁-C₆alkyl, especially 1-methylethyl,

R₂ is halo or especially cyano,

R₃ is C₁-C₆-alkyl or especially hydrogen;

R₄-O- is esterified hydroxy, such as R₁^{*}-C(=O)-O- wherein R₁^{*} is as defined below, or in particular R₄-O- is hydroxy; and

m is 1 or 2, especially 1,

in free or salt form.

Most preferred is a compound of the formula Ia wherein

R₁ is 1-methylethyl;

R₂ is cyano in p-position of the phenyl ring relatively to the phenyl carbon binding to the ring nitrogen in formula I;

R₃ is hydrogen;

R₄ is hydrogen; and

m is 1,

in free or salt form.

This compound has the chemical designation 4-(7-hydroxy-2-isopropyl-4-oxo-4H-quinazoline-3-yl)-benzonitrile.

Terms used in this specification have the following meanings:

"C₁-C₆alkyl" denotes straight-chain or branched C₁ to C₆-alkyl, e.g., methyl ethyl, *n*-propyl, isopropyl, *n*-butyl, isobutyl, *sec*-butyl or *tert*-butyl.

(C₁-C₆alkyl)C₁-C₆alkyl denotes a C₁-C₆alkyl that is substituted by a C₁-C₆alkyl substituent, especially in 1-position, and is in particular 1-methylethyl.

"C₁-C₆alkoxy" denotes straight-chain or branched C₁ to C₆-alkyl-oxy, e.g., methoxy, ethoxy, *n*-propoxy or isopropoxy.

"Halo" denotes halogen which may be I, Br, Cl or F.

"Esterified hydroxy" denotes acyloxy, preferably C₁-C₆alkanoyloxy, more preferably C₂-C₄alkanoyloxy, or especially R₁^{*}-C(=O)-O- wherein R₁^{*} is selected from the group of meanings of R₁ defined above or in particular below for a compound of the formula I or Ia, either being not identical or preferably being identical with R₁.

"Etherified hydroxy" denotes C₁-C₆alkoxy, preferably C₁-C₄alkoxy.

The quinazolinone compounds that are manufactured according to the process of the invention can exist in free or salt form. The invention is to be understood as including the process or methods of manufacture of compounds of formulae (I) and (Ia) in free or salt form. In the latter connection, an example which is of interest are suitable pharmaceutically acceptable acid addition salts for pharmaceutical use in accordance with the invention which include, in particular, the hydrochloride salt. The free form is obtainable according to one further particular embodiment of the invention.

In formulae (I) and (Ia), the following significances are preferred independently, collectively or in any combination or sub-combination:

- (a) R₁ is C₁-C₄alkyl, (C₁-C₆alkyl)C₁-C₆alkyl, di-(C₁-C₆alkyl)C₁-C₆alkyl or cyclopropyl, especially (C₁-C₄alkyl)C₁-C₄alkyl;
- (b) each R₂, independently, is chloro, fluoro, C₁-C₄alkyl, trifluoro-substituted C₁-C₄alkyl, more preferably trifluoromethyl, C₁-C₄alkylcarbonyl, more preferably methylcarbonyl, or hydroxyC₁-C₄alkyl, more preferably hydroxymethyl;
- (c) R₃ is hydrogen (preferred), or further chloro, bromo, C₁-C₄alkyl, hydroxy, C₁-C₄alkoxy or (C₃-C₆cycloalkyl)C₁-C₄alkoxy;
- (d) R₄ is H.

There are known processes for the manufacture of such compounds, e.g. as disclosed in WO 2005/120510 A1. There a process is disclosed for obtaining a compound of the formula I or Ia wherein R₄ is hydroxyl. This scheme involves a Sandmeyer reaction of the 7-amino substituted quinazolin-4-one compound of formula **3** which has been prepared before as set forth in Scheme **A** in said application, with concentrated sulphuric acid and sodium nitrite to obtain the 7-hydroxy substituted quinazolin-4-one compound of formula **4**. However, this approach requires the circumstantial detour via an amino precursor that needs to be

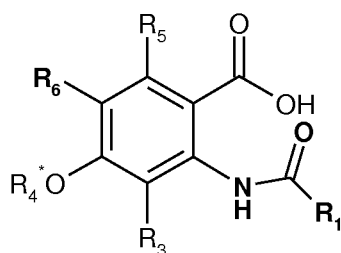
synthesized first according to another process (A) disclosed in WO 2005/120510 A1 and in addition requires the rather harsh Sandmeyer reaction conditions.

Other ways of synthesis may imply the presence of a protected hydroxy group corresponding to R_4 which is then deprotected – this, however, requires the last synthesis step is a deprotection which may lead to the requirement of further purification steps, especially if deprotection is not complete or leads to side reactions. This way of synthesis is e.g. exemplified in WO 2007/065662 A2 where e.g. a triisopropylsilyl-protecting group is used.

Surprisingly, now a process or method has been found that allows for the synthesis of the compounds of the formula I and Ia, or salts thereof, without the requirement of going via an amino compound and without the requirement to remove a protecting group from R_4 in the last step.

Both WO2007/065662 A2 and WO 2005/120510 A1 are preferably incorporated here by reference regarding their disclosure of compounds falling under formula I, especially in their Examples, to support the scope of compounds accessible with the present process or method of manufacture.

(A) The new method or process comprises reacting a compound of the formula II,

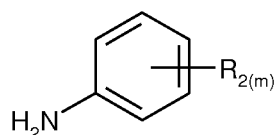


(II)

wherein R_4^* is $R_1^*-C(=O)-$ wherein R_1^* is as defined for a compound of the formula I or preferably Ia, or R_4^* preferably is H, and R_1 and R_3 , R_5 and R_6 are as defined for a compound of the formula I, preferably R_5 and R_6 are hydrogen and R_1 , R_3 and R_4 are as defined for a compound of the formula Ia, and/or preferably R_1 is $(C_1-C_6\text{alkyl})C_1-C_6\text{-alkyl}$, such a 1-methylethyl, or a salt thereof,

under condensation and cyclisation conditions with an aniline compound of the formula III,

- 9 -



(III)

wherein R_2 and m are as defined above for a compound of the formula I or preferably of a compound of the formula II,

to give a corresponding compound of the formula I or preferably Ia wherein R_4 is $R_1^*-C(=O)-$ with R_1^* as defined for a compound of the formula I or preferably Ia, or preferably R_4 is H, and the remaining substituents are as defined for formula I or preferably Ia, respectively;

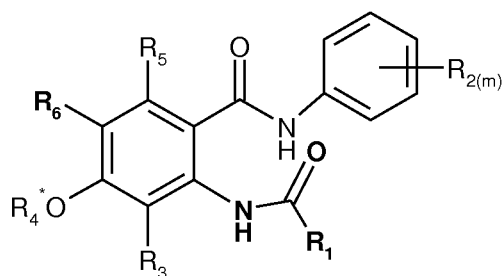
and, if desired, acylating or etherifying the free hydroxyl group R_4 with a compound of the formula (IV)



wherein X is OH or an active derivative thereof (such as halo, e.g. chloro or bromo, or arylsulfonyloxy, e.g. toluolsulfonyloxy) and R_4'' is the an esterifying acid or an etherifying moiety (especially acyl, preferably C_1 - C_6 alkanoyl, more preferably C_2 - C_4 alkanoyl, or especially $R_1^*-C(=O)$ wherein R_1^* has the same meaning as R_1 defined above or below for a compound of the formula I or Ia; or C_1 - C_6 alkoxy, preferably C_1 - C_4 alkoxy) completing esterified or etherified hydroxyl R_4-O as defined for a compound of the formula I or preferably Ia;

and/or, if desired, converting a resulting free compound of the formula I or preferably Ia into its salt or converting a resulting salt or a compound of the formula I or preferably Ia into its free form.

The condensation and cyclisation conditions can be such that either a two step reaction takes place via an intermediate of the formula V resulting from condensation,



(V)

wherein the symbols R_1 , R_2 , m , R_3 , R_4^* , R_5 and R_6 have the meanings indicated for compounds of the formula II and III, respectively, followed by cyclisation (sequential version with optional isolation of the intermediate of the formula V or further processing thereof in the next step without complete isolation); then in the first reaction acylation of the amino compound (condensation) can take place, e.g. by activating the carboxylic group in formula II e.g. with an acid anhydride or halogenide, such as an organic carboxylic acid halogenide, e.g. oxalyl chloride, in an appropriate solvent to the corresponding mixed anhydride or halogenide, e.g. chloride, in an appropriate solvent, e.g. a halo-organic solvent, such as methylene chloride or chloroform, or a di-alkylated carboxylic acid amide, such as dimethyl formamide, or mixtures of two or more such solvents, at appropriate temperatures, e.g. 0 to 50 °C, if useful in the presence of a tertiary nitrogen base, such as triethylamine, or by using a coupling reagent customary in peptide synthesis under appropriate conditions, if desired followed by purification or isolation of the intermediate of the formula V; and in the second reaction cyclisation can be made under dehydrating conditions, e.g. by adding an inorganic acid halogenide, such as phosphorous trichloride or sulfurylchloride in an appropriate solvent, e.g. an aromatic solvent, such as toluene or xylene, or concentrated sulfuric acid to the intermediate, preferably at temperatures in the range from 0 to 120 °C; or much preferably, however, using a one pot synthesis with parallel ("simultaneous") condensation and cyclisation of the starting materials of the formula II and III in the presence of an appropriate condensation and dehydration agent, especially an acid halogenide, especially an inorganic acid halogenide, such as sulfurylchloride, sulfurylbromide, sulfuryliodide, phosphoryl chloride (phosphorous oxychloride), phosphoryl bromide, phosphoryl iodide or preferably phosphorous tribromide, phosphorous triiodide or especially phosphorus trichloride, in an appropriate solvent, such as an aromatic solvent, e.g. toluene or xylene, or a nitrile, e.g. acetonitrile, or mixtures of two or more such solvents, with temperatures e.g. in the elevated range, such as between 30 and 120 °C, such as 50 to 100 °C.

Optional conversions: If desired, a compound of the formula I that results thus wherein R_4 is hydrogen (the preferred reaction leads to this product, employing a compound of the formula II wherein R_4^* is hydrogen) can then be converted to the corresponding compound wherein R_4 -O- is etherified or esterified hydroxyl, especially as defined above, by esterification with a corresponding acid, such as a carboxylic acid, especially a C_1 - C_6 -alkanoic acid or an acid of the formula $R_1^*-C(=O)-OH$ with R_1^* as defined for a compound of the formula Ia, or especially or an active derivative (carboxyl-activated form) thereof, e.g. an acid anhydride, an acid

halogenide or an activated ester, e.g. in an appropriate solvent, such as an ether, e.g. dioxane, e.g. in the presence of a tertiary amine, such as triethylamine, e.g. at temperatures in the range from 0 to 50 °C, or for etherifying by forming an ether, especially a C₁-C₆-alkoxy ether, preferably C₁-C₄-alkoxy, e.g. by reaction of the corresponding (e.g. C₁-C₆-alkyl, especially C₁-C₄-alkyl) halogenide, e.g. chloride or iodide, e.g. under Williamson synthesis conditions (presence of a base, e.g. an alkali metal hydride or an alkali metal carbonate, such as sodium or potassium carbonate).

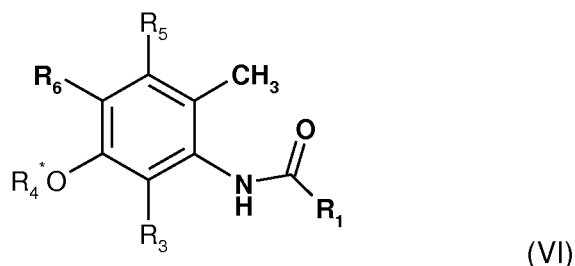
However, the reaction of the compound of the formula II wherein R₄^{*} is H is preferred as it leads directly to the hydroxyl R₄ compound of formula I, avoiding a cleavage reaction to remove an OH protecting group as known from WO 2007/065662 that leads to mixtures of protected and de-protected product and thus not requiring a further purification step. This synthesis method is therefore particularly preferred for compounds of the formula I, preferably Ia, especially for 4-(7-hydroxy-2-isopropyl-4-oxo-4H-quinazoline-3-yl)-benzonitrile, wherein R₄-O- is hydroxy.

Further, if desired, a resulting salt of a compound of the formula I can be converted into the free form or a free form of a compound of the formula I can be converted into the salt form, especially into a pharmaceutically acceptable salt, e.g. the hydrochloride acid addition salt, according to standard methods, e.g. using ion exchangers or the addition of acids (to form acid addition salts) or bases (e.g. followed by isolation of the resulting salt). For example, acid addition salts with organic (e.g. carboxylic or sulfonic acids, such as acetic acid or methanesulfonic acid) or inorganic acids (such as hydrohalic acids, e.g. HCl) are possible.

If desired, a compound of the formula I obtained directly or via its salt or a salt of a compound of the formula I can then be re-crystallized e.g. from a first polar organic solvent, such as an alcohol, e.g. ethanol, adding a second more polar solvent, e.g. water, in an (on a volume by volume basis) lower amount than the first solvent, or according to any other customary method known or readily derivable for a skilled person.

(Bⁱ) The compound of formula II wherein R₄^{*} is R₁^{*}-C(=O)- wherein R₁^{*} is as defined for a compound of the formula I or preferably Ia, especially being (C₁-C₆-alkyl)C₁-C₆-alkyl, in particular 1-methylethyl, or R₄^{*} preferably is H, and the other moieties are as defined for a compound of the formula II above, can preferably be obtained by oxidizing (at its methyl

group which is oxidized to a carboxyl group) and (see under (Bⁱⁱ) below), if R₄^{*} is R₁^{*}-C(=O)- as just defined and thus not hydrogen (with R₁^{*} preferably being identical to R₄^{*}), then if desired (and preferably obligatorily) in addition (in a subsequent process step to give the corresponding compound of the formula II wherein R₄^{*} is hydrogen) hydrolyzing a compound of the formula VI,



wherein the moieties are as defined for a compound of the formula I or Ia, and R₄^{*} is R₁^{*}-C(=O)-, wherein R₁^{*} is as defined for a compound of the formula I or preferably Ia, especially being (C₁-C₆-alkyl)C₁-C₆-alkyl, such as (C₁-C₄-alkyl)C₁-C₄-alkyl, in particular 1-methylethyl, preferably wherein R₄^{*} and R₁-C(=O) are identical, to the corresponding compound of the formula II wherein R₄^{*} is H (which can be obtained by oxidation followed by hydrolysis from a compound of the formula VI wherein R₄^{*} is R₁^{*}-C(=O)- as just defined or without hydrolysis wherein R₄^{*} is H) or R₄^{*} (which can be obtained by oxidation (without hydrolysis) from a compound of the formula VI wherein R₄^{*} is R₁^{*}-C(=O)- as just defined).

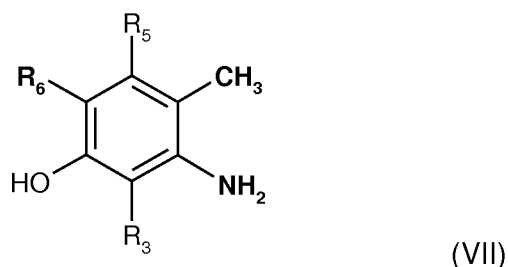
The oxidizing step preferably takes place with an oxidant, such as a dichromate, such as sodium dichromate, chromium trioxide, nitric acid, a metal hypochlorite, such as LiOCl, NaOCl, KOCl or Ca(OCl)₂ in the presence of heavy metal salts (see e.g. EP 0 897 910) or oxygen in the presence of a catalyst, such as cobalt or manganese naphthenates, or preferably using a permanganate as oxidant, especially potassium permanganate, in an appropriate solvent, such as water, preferably in the presence of an alcohol, such as butanol, e.g. tert-butanol, e.g. at temperatures in the range from 0° C to the reflux temperature of the reaction mixture, for example from 5 to 40 °C, such as from 15 to 30 °C. (If an excess of oxidant is used, this can then be neutralized by reaction with a further reductant, such as sodium- or potassium-hydrogensulfite).

(Bⁱⁱ) The resulting compound after oxidation of a compound of the formula VI wherein R₄^{*} is R₁^{*}-C(=O)- is a compound of the formula II which can then, in an additional step, advantageously and thus preferably (as mentioned) be hydrolyzed (removing the R₁^{*}-C(=O)-) to yield the corresponding compound wherein R₄^{*} is H (hydrogen). The advantage is especially so

bee seen in that then the corresponding compound of the formula II can directly be subjected to the cyclisation to the corresponding compound of the formula I or Ia wherein R_4 is H without the need of cleaving off a protecting group from the hydroxyl at the final stage, thus allowing to obtain especially pure compound of the formula I without protected derivative as impurity, thus making purification at the last stage much simpler than in the prior art. The hydrolysis can take place under customary conditions for the cleavage of carboxylic acid esters, e.g. with acids or preferably bases, such as soluble metal hydroxides, e.g. alkaline metal hydroxides, such as potassium hydroxide or especially sodium hydroxide, in an appropriate solvent, e.g. an aqueous solvent, such as water, or preferably an ether, especially a cyclic (preferably water soluble) ether, such as tetrahydrofuran or dioxane, or especially a mixture thereof with water, e.g. at temperatures in the range from 0 to 50 °C, e.g. from 15 to 25 °C. This results in a compound of the formula II wherein R_4^* is H.

The compound of the formula II can be obtained and used in the synthesis of the formula I or Ia in free or in salt form, as desired or useful.

(C) A compound of the formula VI (wherein especially R_4^* is $R_1^*-C(=O)-$ and wherein R_1^* is as defined for a compound of the formula I or Ia, especially being $(C_1-C_6\text{-alkyl})C_1-C_6\text{-alkyl}$, in particular 1-methylethyl) can be synthesized preferably by acylating a compound of the formula VII,



(said expression including the free compound or a salt thereof) wherein R_3 , R_5 and R_6 are as defined above or below for a compound of the formula I, especially Ia, with an acid of the formula VIII,



or preferably a reactive derivative thereof, either simultaneously reacting the free OH and NH_2 group in formula VII (which is preferred in view of its striking process economy) or reacting these groups sequentially, then either using the same acid of formula VIII or its

reactive derivative, or two different acids of the formula VIII, in the latter case the first to acylate the first (usually the NH_2 group), the second to acylate the second group (usually the OH group).

Most preferred are the preceding processes wherein R_1^* and R_1 are identical in all compounds where these symbols are mentioned, which allows to synthesize the compounds of the formula VII wherein R_1 and R_1^* are identical in one step using a compound of the formula VIII wherein R_1'' is identical to R_1 and R_1^* , preferably using sufficient acid of the formula VIII to introduce $\text{R}_1\text{-C(=O)-}$ and $\text{R}_1^*\text{-C(=O)-}$ in parallel (simultaneously) at the OH and the NH_2 group acylated in one common step. Most preferably each of R_1^* and R_1 and thus R_1' in the compound of the formula VIII is $(\text{C}_1\text{-C}_6\text{alkyl})\text{C}_1\text{-C}_6\text{alkyl}$, more preferably $(\text{C}_1\text{-C}_4\text{alkyl})\text{C}_1\text{-C}_4\text{alkyl}$, most preferably 1-methylethyl.

A preferred embodiment of the invention relates to a sequence of the reactions given under (Bⁱ), followed by (Bⁱⁱ) and then (A) given above, especially wherein R_1^* and R_1 each are identical $(\text{C}_1\text{-C}_6\text{alkyl})\text{C}_1\text{-C}_6\text{alkyl}$, more preferably $(\text{C}_1\text{-C}_4\text{alkyl})\text{C}_1\text{-C}_4\text{alkyl}$, most preferably 1-methylethyl, especially where the reaction of the compound of the formula VI is under oxidation of the methyl group to carboxyl and hydrolysis of $\text{R}_4^*\text{-O}$ with $\text{R}_4^* = \text{R}_1^*\text{-C(=O)-}$ to hydroxyl (with $\text{R}_4^* = \text{H}$) and without subsequent esterification or etherification to yield hydrogen as R_4 in the obtainable compound of formula I.

Another particularly preferred embodiment of the invention relates to a sequence of the reactions given under (C), followed by (Bⁱ) and then (Bⁱⁱ) and finally (A) above, especially wherein R_1^* and R_1 each are identical $(\text{C}_1\text{-C}_6\text{alkyl})\text{C}_1\text{-C}_6\text{alkyl}$, more preferably $(\text{C}_1\text{-C}_4\text{alkyl})\text{C}_1\text{-C}_4\text{alkyl}$, most preferably 1-methylethyl, especially where the reaction of the compound of the formula VI is under oxidation of the methyl group to carboxyl and hydrolysis of $\text{R}_4^*\text{-O}$ with $\text{R}_4^* = \text{R}_1^*\text{-C(=O)-}$ to hydroxyl (with $\text{R}_4^* = \text{H}$) without subsequent esterification or etherification to yield hydrogen as R_4 in the obtainable compound of formula I.

Reactive derivatives of acids (especially carboxylic acids) or carboxyl-activated forms of carboxylic acids (e.g. of the formula II) mentioned above or below are especially the corresponding acid anhydrides, e.g. the symmetrical anhydride or mixed anhydride with another carboxylic or a sulfonic acid, such as acetic acid or propionic acid, the corresponding acid halides, e.g. acids chlorides or bromides, the corresponding active esters, e.g. the o-,

m- or especially p-nitrophenyl ester, the 2,4-dinitrophenyl ester, the pentafluorophenyl ester or the N-hydroxysuccinimide ester, which can be used as such or formed *in situ* in the reaction mixtures, e.g. in the presence of a coupling reagent customary in peptide synthesis. Preferred are the acid halides, especially the acid chlorides.

A coupling agent useful in peptide synthesis is, for example, dicyclohexylcarbodiimide/1-hydroxybenzotriazole (DCC/HOBT); bis(2-oxo-3-oxazolidinyl)phosphinic chloride (BOPCl); O-(1,2-dihydro-2-oxo-1-pyridyl)-N,N,N',N'-tetramethyluronium tetrafluoroborate (TPTU); O-benzotriazol-1-yl)-N,N,N',N'-tetramethyluronium tetrafluoroborate (TBTU); (benzotriazol-1-yloxy)-tripyrrolidinophosphonium-hexafluorophosphate (PyBOP), O-(1H-6-chlorobenzotriazol-1-yl)-1,1,3,3-tetramethyluronium hexafluorophosphate, 1-(3-dimethylaminopropyl)-3-ethylcarbodiimide hydrochloride/hydroxybenzotriazole or 1-hydroxy-7-azabenzotriazole (EDC/HOBT or EDC/HOAt) or HOAt alone, or with (1-chloro-2-methyl-propenyl)-dimethylamine. For review of some other possible coupling agents, see e.g. Klausner; Bodansky, *Synthesis* (1972), 453-463. The reaction mixture is, for example, stirred at a temperature of between approximately -20 and 50 °C, especially between 0 °C and 30 °C, e.g. at room temperature, and the reaction usually takes place in a suitable solvent, for example a halogenated hydrocarbon, such as methylene chloride, N,N-dimethylformamide, N,N-dimethylacetamide, N-methyl-2-pyrrolidone, 4-(N,N-dimethylamino)-pyridine or acetonitrile, or a mixture of two or more such solvents, and usually with addition of a suitable base, for example triethylamine, diisopropylethylamine (DIPEA) or N-methylmorpholine.

Compounds of the formula VIII (and also their active derivatives) are known, can be prepared according to methods known in the art or they are commercially available.

Compounds of the formula VII, or salts thereof, are also commercially available, can be prepared according to methods known in the art or are otherwise known, especially the compound wherein R₃, R₅ and R₆ each are hydrogen; or a salt thereof. For example, they can be obtained from **AK Scientific, Inc (897-4G Independence Ave. Mountain View, CA, 94043, USA.**

For example, a compound of the formula VII can be obtained by deprotection of its hydroxyl protected precursor (e.g. described in WO 2007/065662) by deprotection of the hydroxyl

group (e.g. if it is a TIPS protecting group (triisopropylsilanyl)) according to methods known in the art, or it is commercially available.

Another embodiment of the invention relates to a compound of the formula V wherein R_1 , R_2 , R_3 , R_4^* , R_5 , R_6 and m are as defined above or below for a compound of the formula I or preferably Ia, where preferably R_4^* is H and R_1 is $(C_1-C_6\text{-alkyl})C_1-C_6\text{-alkyl}$, such as $(C_1-C_4\text{-alkyl})C_1-C_4\text{-alkyl}$, in particular 1-methylethyl and the other moieties are as defined above or below for a compound of the formula I (especially Ia).

A further embodiment of the invention relates to a novel compound of the formula VI wherein the moieties are as defined for a compound of the formula I or Ia, and R_4^* is $R_1^*-C(=O)-$, wherein R_1^* is as defined for a compound of the formula I or preferably Ia, especially being $(C_1-C_6\text{-alkyl})C_1-C_6\text{-alkyl}$, such as $(C_1-C_4\text{-alkyl})C_1-C_4\text{-alkyl}$, in particular 1-methylethyl, so that most preferably R_1^* and R_1 are identical.

Another embodiment of the invention relates to a novel compound of the formula II wherein R_4^* is $R_1^*-C(=O)-$ wherein R_1^* is as defined for a compound of the formula I or preferably Ia, or preferably R_4^* is hydrogen, and the other moieties are as defined above for a compound of the formula I or Ia, preferably a compound of the formula II wherein R_4^* is $R_1^*-C(=O)-$ and each of R_1^* and R_1 is identical and is preferably $(C_1-C_6\text{-alkyl})C_1-C_6\text{-alkyl}$, such as $(C_1-C_4\text{-alkyl})C_1-C_4\text{-alkyl}$, in particular 1-methylethyl, or wherein R_4^* is hydrogen and R_1 is as defined for a compound of the formula I, especially as $(C_1-C_6\text{-alkyl})C_1-C_6\text{-alkyl}$, such as $(C_1-C_4\text{-alkyl})C_1-C_4\text{-alkyl}$, in particular 1-methylethyl; or a salt thereof; or a salt or a carboxyl-activated from thereof.

Yet a further embodiment of the invention relates to a novel compound of the formula II wherein R_4^* is hydrogen and the other moieties are as defined above for a compound of the formula I or especially Ia, preferably wherein R_1 is $(C_1-C_6\text{-alkyl})C_1-C_6\text{-alkyl}$, such as $(C_1-C_4\text{-alkyl})C_1-C_4\text{-alkyl}$, in particular 1-methylethyl, or a salt or a carboxyl-activated form thereof.

The invention also relates to a method or process for the manufacture of the novel compounds of the formulae V, VI or II, including one or in particular more or especially all of the process steps used above or below in their synthesis.

The present invention also relates to the embodiments described in the claims, especially the dependent claims, in their originally disclosed version which are incorporated into the present description by reference.

Where the term "solvent" or "solvents" is used herein, this includes single solvents and solvent mixtures.

Working up the reaction mixtures according to the above processes and purification of the compounds thus obtained may be carried out in accordance with known procedures.

Salts, e.g. acid addition salts may be produced from the free bases or e.g. in the case of a compound of the formula II with the carboxyl group from the free acids in known manner, and vice-versa. For example, salts of the carboxyl compounds of the formula II may be obtained with corresponding cation salts, such as quaternary or tertiary ammonium salts or metal salts, e.g. alkaline or earth alkaline metal salts, such as sodium, potassium, lithium, calcium or magnesium salts.

Compounds of formulae (I) and (Ia) in optically pure form can be obtained from the corresponding racemates according to well-known procedures, e.g., HPLC with chiral matrix. Alternatively, optically pure starting materials can be used.

Stereoisomeric mixtures, e.g., mixtures of diastereomers, can be separated into their corresponding isomers in a manner known per se by means of suitable separation methods. Diastereomeric mixtures, e.g., may be separated into their individual diastereomers by means of fractionated crystallisation, chromatography, solvent distribution and similar procedures. This separation may take place either at the level of a starting compound or in a compound of formula (I) or (Ia) itself. Enantiomers may be separated through the formation of diastereomeric salts, e.g., by salt formation with an enantiomer-pure chiral acid, or by means of chromatography, e.g., by HPLC, using chromatographic substrates with chiral ligands.

In any additional process steps, carried out as desired, functional groups of the starting compounds which should not take part in the reaction may be present in unprotected form or may be protected, e.g., by one or more of the protecting groups mentioned below. The

protecting groups are then wholly- or partly-removed according to one of the methods described there. Preferably no further protection than indicated in the process descriptions given above or in the claims is necessary.

Such protecting groups may already be present in precursors and should protect the functional groups concerned against unwanted secondary reactions. It is a characteristic of protecting groups that they lend themselves readily, i.e., without undesired secondary reactions, to removal, typically by solvolysis, reduction, photolysis or also by enzyme activity, e.g., under conditions analogous to physiological conditions, and that they are not present in the end-products. The skilled artisan knows, or can easily establish, which protecting groups are suitable with the reactions mentioned hereinabove and hereinafter.

The protection of such functional groups by protecting groups, the protecting groups themselves, and their removal reactions are described, e.g., in standard reference works, such as J.F.W. McOmie, *Protective Groups in Organic Chemistry*, Plenum Press, London and NY (1973); T.W. Greene, *Protective Groups in Organic Synthesis*, Wiley, NY (1981); *The Peptides*; Volume 3, E. Gross and J. Meienhofer, Eds., Academic Press, London and NY (1981); *Methoden der organischen Chemie (Methods of organic chemistry)*, Houben Weyl, 4th Edition, Volume 15/1, Georg Thieme Verlag, Stuttgart (1974); H.D. Jakubke and H. Jescheit, *Aminosäuren, Peptide, Proteine (Amino acids, peptides, proteins)*, Verlag Chemie, Weinheim, Deerfield Beach, and Basel (1982); and Jochen Lehmann, *Chemie der Kohlenhydrate: Monosaccharide und Derivate (Chemistry of carbohydrates: monosaccharides and derivatives)*, Georg Thieme Verlag., Stuttgart (1974).

Preferably, no further protecting groups are used in order to simplify the synthesis, especially according to the preferred synthesis processes or methods described above and below.

All process steps described herein can be carried out under known reaction conditions, preferably under those specifically mentioned, in the absence of or usually in the presence of solvents or diluents, preferably such as are inert to the reagents used and able to dissolve these, in the absence or presence of catalysts, condensing agents or neutralizing agents, e.g., ion exchangers, typically cation exchangers, e.g., in the H⁺ form, depending on the type of reaction and/or reactants at reduced, normal or elevated temperature, e.g., in the range from -100°C to about 190°C, preferably from about -80°C to about 150°C, e.g., at -80°C to

60°C, at room temperature, at -20°C to 40°C or at the boiling point of the solvent used, under atmospheric pressure or in a closed vessel, where appropriate under pressure, and/or in an inert atmosphere, e.g., under argon or nitrogen.

The compounds of formulae (I) and (Ia) and I(B) in crystal form B, and their pharmaceutically acceptable salts and, where possible, pharmaceutically acceptable acid addition salts, have beneficial pharmacological activity and, therefore, are useful as pharmaceuticals. In particular, the compounds of formulae (I) and (Ia) exhibit human vanilloid antagonistic activity, see e.g. WO 2007/065662 A2 and WO 2005/120510 A1. More particularly, the compounds of formulae (I) and (Ia) are active at the TRPV1 receptor as demonstrated by their ability to inhibit capsaicin and low pH activation of the TRPV1 ion channel.

The compounds of formulae (I) and (Ia) and I(B) in crystal form B, e.g., the compounds of the examples, show TRPV1 receptor antagonist activity having IC_{50} values in the range 0.004-30 μ M.

According to a further aspect the invention provides a method of treatment or alleviation of a disease or condition in which vanilloid receptor activation plays a role or is implicated which comprises administering to a mammal a therapeutically effective amount of a compound of formula I(B) in crystal form B,

For example, the compound of Example 1 shows potent inhibition of low pH-, capsaicin-, anandamide- and NADA-stimulation of human TRPV1 with IC_{50} values of 5, 12, 10 and 27 nM, respectively. The antagonist activity at human TRPV1 is non-competitive and reversible.

In view of the above, the compounds of formulae (I) and (Ia) and I(B) in crystal form B, are useful as vanilloid receptor blockers, e.g., in the treatment of diseases and conditions in which vanilloid receptor activation plays a role or is implicated. Such conditions include, in particular, pain, e.g., bone and joint pain (osteoarthritis), cancer pain, myofascial pain (muscular injury, fibromyalgia) and perioperative pain (general surgery, gynecologic surgery).

The compounds of formulae (I) and (Ia) and I(B) in crystal form B, are particularly useful in the treatment or prevention of chronic pain or acute pain, especially inflammatory, e.g.,

chronic inflammatory pain; inflammatory diseases, e.g., inflammatory airways disease, e.g., chronic obstructive pulmonary disease (COPD), or in asthma; cough; urinary incontinence; migraine; visceral disorders, e.g., inflammatory bowel disease; rhinitis; cystitis, e.g. interstitial cystitis; pancreatitis; uveitis; inflammatory skin disorders; and rheumatoid arthritis.

The compounds of formulae (I) and (Ia) and I(B) in crystal form B, are thus useful as vanilloid receptor antagonists, e.g., for the treatment of pain of various genesis or aetiology and as anti-inflammatory and/or anti-edemic agents for the treatment of inflammatory reactions, diseases or conditions, as well as for the treatment of allergic responses. Having regard to their analgesic/anti-inflammatory profile, they are useful for the treatment of inflammatory pain, for the treatment of hyperalgesia and, in particular, for the treatment of severe chronic pain. They are, e.g., useful for the treatment of pain, inflammation and/or oedema consequential to trauma, e.g., associated with burns, sprains, fractures or the like, subsequent to surgical intervention, e.g., as post-operative analgesics, as well as for the treatment of inflammatory pain of diverse genesis, e.g., for the treatment of osteo and rheumatoid arthritis and rheumatic disease, teno-synovitis and gout. They are further suitable as analgesics for the treatment of pain associated with, e.g., angina, menstruation or cancer. As anti-inflammatory/anti-oedema agents, they are further useful, e.g., for the treatment of inflammatory skin disorders, e.g., psoriasis and eczema.

As vanilloid receptor blockers, the compounds of formula (I) and (Ia) and I(B) in crystal form B, are also useful as smooth muscle relaxants, e.g., for the treatment of spasm of the gastrointestinal tract or uterus, e.g., in the therapy of Crohn's disease, ulcerative colitis or pancreatitis.

The compounds of formula (I) and (Ia) and I(B) in crystal form B, are in particular useful as agents for the therapy of airways hyperreactivity and for the treatment of inflammatory events associated with airways disease, in particular, asthma. In addition, the agents of invention may, e.g., be used for the control, restriction or reversal of airways hyperreactivity in asthma.

Inflammatory or obstructive airways diseases to which the present invention is applicable include asthma of whatever type or genesis including both intrinsic and, especially, extrinsic asthma. Thus, the compounds of formula (I) and (Ia) and I(B) in crystal form B, are useful

for the treatment of allergic asthma, as well as, e.g., exercise induced asthma, occupational asthma, asthma induced following bacterial infection, other non-allergic asthmas and "wheezy-infant syndrome".

Efficacy in the treatment of asthma will be evidenced by reduced frequency or severity of symptomatic attack, e.g., of acute asthmatic or bronchoconstrictor attack and by reduced requirement for other, symptomatic therapy, e.g., anti-inflammatory, e.g., corticosteroid; or bronchodilator, e.g., β_2 adrenergic, therapy.

Inflammatory or obstructive airways diseases to which the present invention is applicable further include pneumoconiosis (an inflammatory, commonly occupational, disease of the lungs, frequently accompanied by repeated inhalation of dusts) of whatever type or genesis including, e.g., aluminosis, anthracosis, asbestosis, chalicosis, ptilosis, siderosis, silicosis, tabacosis and, in particular, byssinosis.

Further inflammatory or obstructive airways diseases and conditions for which the compounds of formulae (I) and (Ia) and I(B) in crystal form B, may be used include adult respiratory distress syndrome (ARDS), chronic obstructive pulmonary or airways disease (COPD or COAD), and bronchitis. The compounds of formulae (I) and (Ia) and I(B) in crystal form B, may also be used for the treatment of allergic and vasomotor rhinitis.

In addition to the foregoing, the compounds of formulae (I) and (Ia) and I(B) in crystal form B, are also indicated for use in the therapy of septic shock, e.g., as anti-hypovolaemic and/or anti-hypotensive agents; in the treatment of inflammatory bowel disease; cerebral oedema; headache; migraine; inflammatory skin disease, such as eczema and psoriasis; inflammatory disorders of the gut, e.g., irritable bowel syndrome; Crohn's disease; ulcerative colitis; and cystitis, e.g., interstitial cystitis, nephritis and uveitis.

The agents of the invention are useful in the prevention and treatment of diseases and conditions in which human VR1 activation plays a role or is implicated, and therefore susceptible to treatment by the modulation (preferably antagonism) of VR1 receptors. Such conditions include chronic pain with an inflammatory component such as rheumatoid arthritis; bone and joint pain (osteoarthritis); post-surgical pain; musculo-skeletal pain such as fibromyalgia; myofascial pain syndromes; headache, including migraine, acute or chronic

tension headache, cluster headache, temporomandibular pain, and maxillary sinus pain; ear pain; episiotomy pain; burns, and especially primary hyperalgesia associated therewith; deep and visceral pain, such as heart pain, muscle pain, eye pain, orofacial pain, abdominal pain, gynaecological pain, such as dysmenorrhoea, and labour pain; pain associated with the urogenital tract such as cystitis and vulvodynia; inflammatory skin disorders, for example psoriasis and eczema, or itch of non-specific origin; chronic pain associated with nerve injury and/or diseases affecting the nervous system, such as neuropathic pain associated with post-herpetic neuralgia, diabetic neuropathy, chemotherapy-induced neuropathy, amputations ("phantom limb pain"), nerve entrapment and brachial plexus avulsions, low back pain, sciatica and ankylosing spondylitis, reflex sympathetic dystrophy and other chronic nerve injuries; complex regional pain syndromes; central nervous system pain, such as pain due to spinal cord or brain stem damage, or stroke; gout; scar pain; pain associated with carcinoma, often referred to as cancer pain; respiratory diseases including asthma, aluminosis, anthracosis, inflammatory airways disease, e.g. Chronic Obstructive Pulmonary Disease; chronic bronchitis, asbestosis, chalicosis, ptilosis, siderosis, silicosis, tabacosis, byssinosis; rhinitis including allergic rhinitis such as seasonal and perennial rhinitis, and non-allergic rhinitis; cough, either idiopathic or associated with respiratory diseases such as COPD, asthma, cystic fibrosis, cancer, or gastrointestinal disturbances such as gastro-oesophageal reflux; autoimmune diseases; gastrointestinal disorders including but not restricted to irritable bowel syndrome, Crohn's disease, ulcerative colitis, pancreatitis, inflammatory bowel disease. Diseases of the urogenital tract, particularly cystitis; urinary incontinence including bladder detrusor hyper-reflexia and bladder hypersensitivity.

According to a further aspect the invention provides the use of a compound formula I(B) in crystal form B, for the preparation of a medicament for the treatment or prevention of chronic or acute pain.

For the above-mentioned indications, the appropriate dosage will of course vary depending upon, e.g., the compound employed, the host, the mode of administration and the nature and severity of the condition being treated. However, in general, satisfactory results in animals are indicated to be obtained at a daily dosage of from about 0.05 to about 150, preferably from about 0.1 mg/kg to about 100 mg/kg animal body weight. In larger mammals, e.g., humans, an indicated daily dosage is in the range from about 0.5 to about 5,000, preferably from about 1 mg to about 500 mg of a compound of formulae (I) and (Ia),

conveniently administered, e.g., in divided doses up to four times a day or in sustained-release form.

The compounds of formulae (I) and (Ia) and I(B) in crystal form B, can be administered *in vivo* either alone or in combination with other pharmaceutical agents effective in the treatment of diseases and conditions in which vanilloid receptor activation plays a role or is implicated.

The pharmaceutical compositions can e.g. have the composition mentioned in WO 2007/065662 A2 or WO 2005/120510 A1, and can be prepared as described there.

According to another aspect the inventions provides a pharmaceutical composition comprising, as active ingredient, an effective amount of the compound of formula 1(B) in crystal form B as hereinbefore defined, optionally together with a pharmaceutically acceptable carrier.

The compound of formula 1(B) in crystal form B as hereinbefore defined can be administered *in vivo* either alone or in combination with other pharmaceutical agents, e.g. agents effective in the treatment of diseases and conditions in which the human VR1 activation plays a role or is implicated. A suitable combination consists of a compound of formula 1(B) in crystal form B with one or more compounds selected from the group consisting of dopamine D2 receptor antagonists, serotonin 5-HT₄ receptor agonists, serotonin 5-HT₃ receptor agonists, serotonin 5-HT₃ receptor antagonists, CCKA receptor antagonists, motilin receptor agonists, opioid receptor antagonists, opioid receptor agonists and opiates, CRF-1 receptor antagonists, glutamate receptor antagonists, neurokinin receptor antagonists, histamine H₂ receptor antagonists, histamine H₄ receptor antagonists, proton pump inhibitors, chloride channel activators, guanylate cyclase-c activators, muscarinic receptor antagonists, antispasmodics, stimulant laxatives, osmotic laxatives, faecal softeners, absorbents and fibre supplements, antacids, GI relaxants, bismuth compounds, vanilloid receptor antagonists, anticonvulsants, NSAIDS, COX-2 inhibitors, GABA_B receptor modulators, CB receptor ligands, calcium channel blockers, sodium channel blockers, tricyclic antidepressants, serotonin and noradrenaline re-uptake inhibitors, benzodiazepines, alpha-2 receptor agonists, and ghrelin receptor agonists.

Thus, according to a further aspect the invention provides a pharmaceutical composition comprising a compound of formula 1(B) in crystal form B as hereinbefore defined in combination with another therapeutically active ingredient, optionally in association with a pharmaceutically acceptable adjuvant, diluent or carrier.

More specifically, a compound of formula 1(B) in crystal form B may be administered as a combination with one or more compounds selected from the group consisting of dopamine D2 receptor antagonists, such as, chlorpromazine, prochlorperazine, haloperidol, alizapride, domperidone, metoclopramide and itopride; serotonin 5-HT₄ receptor agonists, such as, cisapride, cinitapride, mosapride, renzapride, prucalopride, tegaserod, and compounds described in WO 2005068461 [AT-7505, Aryx], US 2005228014 and WO 2005080389, US 2006100426, US 2006100236, US 2006135764, US 2005277671, WO 2005092882, WO 2005073222, JP 2005104896, JP 2005082508, WO 2005021539, JP 2004277319, JP 2004277318, WO 2004026869, EP 1362857, WO 2006108127, US20060183901, WO 2006127815, US 20060276482, WO 2007005951, WO 2007010390 and WO 2007005951; serotonin 5-HT₃ receptor agonists, such as, pumesotrag, and compounds described in WO 2007004041; serotonin 5-HT₃ receptor antagonists, such as, alosetron, cilansetron, ramosetron, azasetron, ondansetron, granisetron, tropisetron, DDP225 and compounds described in WO 2006183769, WO 2006105117 and WO 2007004041; CCKA receptor antagonists, such as, devazepide, loxiglumide and dexloxiglumide; motilin receptor agonists, such as, motilin, atilomotilin, erythromycin, alemcinal, mitemcinal, KOS-2187 and compounds described in WO 2005060693 WO 2006127252 and WO 2007007018; m-opioid receptor antagonists, such as, naloxone, alvimopan and methylnaltrexone; opioid receptor agonists and opiates, such as, morphine, buprenorphine, diamorphine, dihydrocodeine, fentanyl, pethidine, asimadoline, loperamide and codeine; CRF-1 receptor antagonists, such as, GSK876008 and compounds described in WO2004069257, WO 9940089, US 6844351, WO 2005013997, WO 2005014557, WO 2005023806, WO 2005026126, WO 2005028480, WO 005044793, WO 2005051954, WO 2005051954, WO 2005115399, WO 2005028480, WO 2005023806 and WO 2006044958, WO 2006044821 and US 20060211710; glutamate receptor antagonists, such as, AZD9272, AFQ056 and compounds described in WO 9902497, WO 2000020001, WO 200304758 and WO 2005030723, WO 2005077345, US 2006009443, EP 1716152, WO 2005080397, US 2006019997, WO 2005066155, WO 2005082884, WO 2005044266, WO 2005077373, EP 1713791, EP 1720860, WO 2005080379, EP 1716130, US 2006235024, WO 2005080363WO

2006114264, WO 2006114260, WO 2006089700, WO 2006114262, WO 2006123257, US 2005272779, WO 2006048771, WO 2006123249, US 2006009477, WO 2006014185, EP 1723144, US 2006025414, US 2006004021, US 2006160857, WO 2006074884, WO 2006129199, WO 2006123244, WO 2006123255, WO 2007040982, WO 2007023290, WO 2007023242, WO 2007050050, WO 2007039781, WO 2007039782 and WO 2007023245; neurokinin receptor antagonists, such as, taletant, osanetant, casopitant, nepadutrent, saredutant, DNK-333, SLV-317, SLV321, SLV317 and compounds described in EP 96-810237, WO 2006137790, WO 2006137791, WO 2006094934, WO 2007037742 and WO 2007037743; histamine H2 receptor antagonists, such as, famotidine, cimetidine, ranitidine and nizatidine; histamine H4 receptor antagonists, such as, JNJ7777120, JNJ10191584 and compounds described in US 2006111416, WO 2006050965, WO 2005092066, WO 2005054239 US 2005070550, US 2005070527, EP 1505064, WO 2007090852, WO 2007090853, WO 2007090854, US 20070232616, US 20070238771, WO 2007117399, WO 2007031529 and WO2007072163; proton pump inhibitors, such as, omeprazole, lansoprazole, rabeprazole, pantoprazole, esomeprazole, revaprazan soraprazan and AGN201904; chloride channel activators, such as, lubiprostone; guanylate cyclase-c activators, such as, linaclotide; muscarinic receptor antagonists, such as, darifenacin, solifenacin, atropine, dicycloverine, hycosine butyl bromide, propantheline, oxybutinin, cimetropium bromide, pinaverium bromide and otilonium bromide; antispasmodics, such as, mebeverine, tiropramide, alverine and peppermint oil; stimulant laxatives, such as, bisacodyl; osmotic laxatives, such as, activated charcoal with sorbitol, lactulose, magnesium hydroxide and phosphate buffered saline; faecal softeners, such as, senna concentrate, liquid paraffin and arachis oil; absorbents and fibre supplements, such as, bulk fibre laxatives such as bran, methylcellulose, ispaghula husk and sterculia; antacids, such as, aluminium, magnesium and calcium antacids, simeticone and alginate containing preparations; GI relaxants, such as, cholestyramine resin; bismuth compounds, such as, bismuth subsalicylate; vanilloid receptor antagonists, such as, SB-705498 and compounds described in WO 2002076946, WO 2004033435, WO 2005121116 and WO 2005120510, WO 2006006740, WO 2006006741, WO 2006010445, WO 2006016218, US 2006058308, WO 2006033620, WO 2006038871, US 2006084640, US 2006089360, WO 2006058338, WO 2006063178, US 2006128689, WO 2006062981, WO 2006065646, WO 2006068618, WO 2006068592, WO 2006068593, WO 2006076646, US 2006160872, WO 200608082, US 2006183745, WO 2006095263, WO 2006102645, WO 2006100520, US 2006241296, WO 2006122200, WO 2006120481, WO 2006122250, DE 102005044814, WO

2006122772, WO 2006122777, WO 2006124753, WO 2006122799, WO 2006122770, WO 2006122769, WO 2006136245, WO 2007030761, US 20070088072, US 20070088073, US 20070105920, WO 2007042906, WO 2007045462 and WO 2007050732; anticonvulsants, such as, carbamazepine, oxcarbamazepine, lamotrigine, gabapentin, and pregabalin; NSAIDS, such as, aspirin, acetometaphen, ibuprofen, diclofenac, naproxen, flurbiprofen, indomethacin, piroxicam, ketoprofen, sulindac and diflunisal; COX-2 inhibitors , such as, celecoxib, rofecoxib, lumiracoxib, valdecoxib, etoricoxib and compounds described in WO 2004048314; GABA_B receptor modulators, such as, racemic and (R)-baclofen, AZD3355, XP19986 and compounds described in WO 2006001750 and WO 2004000856; CB receptor ligands, such as, dronabinol, nabilone, cannabidiol, rimonabant and compounds described in WO 2002042248 and WO 2003066603; calcium channel blockers, such as, ziconotide, AG10-003, PD-217014 and compounds described in WO 2006038594, WO 2006030211 and WO 2005068448; sodium channel blockers, such as, lamotrigine and compounds described in WO 2006023757, WO 2005097136, JP 2005206590 and WO 2005047270; tricyclic antidepressants, such as, clomipramine, amoxapine, nortriptyline, amitriptyline, imipramine, desipramine, doxepin, trimipramine and protriptyline; serotonin and noradrenaline re-uptake inhibitors, such as, milnacipran, desvenlafaxine, sibutramine, duloxetine, fluoxetine, paroxetine, citalopram, sertraline and fluvoxamine; benzodiazepines, such as, levotofisopam, diazepam, lorazepam, clonazepam and alprazolam; alpha-2 receptor agonists, such as, clonidine, tizanidine and guanfacine; ghrelin receptor agonists, such as, ibutamoren, capromorelin, tabimorelin, ipamorelin, 2-Methylalanyl-N-[1(R)-formamido-2-(1H-indol-3-yl)ethyl]-D-tryptophanamide, TZP-101, TZP-102, LY-444711 and compounds described in US 6525203, US 20050154043, WO 2005097788, WO2006036932, WO 2006135860, US 20060079562, WO 2006010629, WO 2006009674, WO 2006009645, US 20070021331, WO 2007020013, US 20070037857, WO 2007014258, WO 2007113202 and WO 2007118852.

In the Examples which follow, which are not intended to limit, in any way, the scope of the present invention and which represent specific embodiments of the invention either as described or by generalizing the process conditions (e.g. catalysts, solvents, temperatures) as defined in the more general description above, the following abbreviations are used:

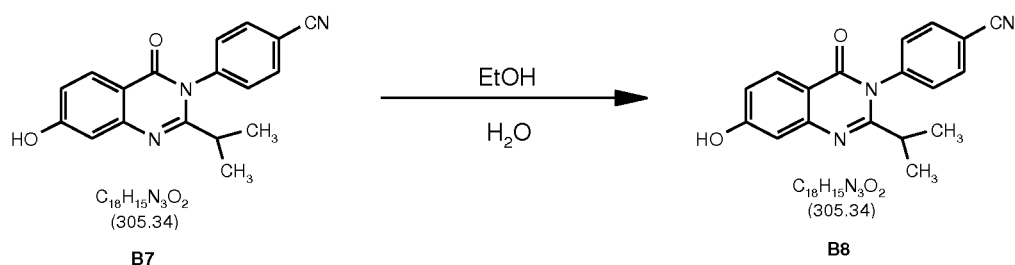
- 27 -

AcCN	acetonitrile
Argonaut Reactor	Argonaut Reactor (Advantage Series™ 4100 Process Scale-up Reactor), Biotage, Charlottesville, VA, USA
Celite	Celite® (filtering aid based on diatomaceous earth, Celite Corporation, Santa Barbara, CA, USA)
t-BuOH	tert-butanol
EtOH	ethanol
EtOAc	ethyl acetate
DCM	dichloromethane
LOD	Limit of Detection
NMM	N-methylmorpholine
RTD	Resistance Temperature Detector
THF	tetrahydrofuran
torr	Torr (1 Torr is the static pressure caused by a mercury column of 1 mm height); 1 Torr corresponds to about 133,322 Pa
~	about

Where subsequently the expression “collect ... mL solvent” is used, this means that the corresponding amount of solvent is removed.

Example 1:

Preparation of 4-(7-hydroxy-2-isopropyl-4-oxo-4H-quinazolin-3-yl)-benzonitrile crystal form B



Step 1:

A seed slurry of 4-(7-hydroxy-2-isopropyl-4-oxo-4H-quinazolin-3-yl)-benzonitrile crystal form B was prepared by adding 0.0792 g (0.3%wt) of 4-(7-hydroxy-2-isopropyl-4-oxo-4H-quinazolin-3-yl)-benzonitrile form B to a glass vial. Ethanol/water (1:5v/v) (1mL) was added

and the vial capped and the mixture was sonicated for ~1 min at 20 °C to obtain a homogeneous white slurry.

Step 2:

A vessel fitted with an agitator was charged with 4-(7-hydroxy-2-isopropyl-4-oxo-4H-quinazolin-3-yl)-benzonitrile (26.4g), ethanol (312.5 g) and water (44.0 g). The agitator was turned on and with positive nitrogen pressure, the bulk was heated to an internal temperature of 78 ± 3 °C (reflux) over 30 mins and then cooled to 20 ± 3 °C over approximately 1 h. The batch temperature was maintained at a temperature of 20 ± 3 °C for 10 min. charge quickly using a transfer pipette,

0.0792 g of Form B seed in from Step 1 in 1ml of ethanol/water (1:5v/v) was added to the batch and the batch held at 20 ± 3 °C for approximately 0.5 h. The batch was cooled to 0 ± 3 °C over approximately 0.5 h and held for approximately 0.5 h. Water (300 g) was charged into the vessel using an additional funnel over approximately 1 h, while maintaining batch temperature at 0 ± 7 °C.

The slurry was stirred at 0 ± 3 °C for approximately 0.5h and the suspension filtered with vacuum. The resulting cake was rinsed with a mixture of ethanol (25.3 g) and water (16.0 g). The wet cake was collected and dried at 55 °C under vacuum at 10 mbar with nitrogen purge overnight (18 h) to obtain 24.7 g of 4-(7-hydroxy-2-isopropyl-4-oxo-4H-quinazoline-3-yl)-benzonitrile (B8) as a white solid.

The isolated powder analysed by X-ray Powder Diffraction. The recorded X-ray Powder Pattern show in Figure 1 is polymorph B. The X-ray powder pattern (XRPD) was recorded on a Bruker D8 Advance diffractometer using CuK_α radiation, the XRPD pattern was recorded between 2° and 40° (2-theta).

Weight of product: 24.7g

Theoretical Yield: 26.4g

Yield: 93.6%

Purity: 100% (by HPLC)

Polymorph Form B

Table-1 Powder X-Ray Diffraction Peaks for Polymorph B of 4-(7-hydroxy-2-isopropyl-4-oxo-4H-quinazolin-3-yl)-benzonitrile

° deg 2 θ	d-space	Relative intensity (%)
9.31	9.491	28
10.60	8.341	100
12.82	6.898	13
14.41	6.140	60
15.58	5.683	35
17.90	4.952	49
19.96	4.446	35
21.31	4.167	16
23.40	3.799	55
24.21	3.673	16
24.72	3.598	18
25.37	3.508	19
28.06	3.178	59

Single Crystal Data of Polymorph B

Molecular formula: $C_{18}H_{15}N_3O_2$

Molecular weight (free acid): 305.34

Lattice parameters:

Space symmetry monoclinic

Spacegroup P21/n

Cell Volume (\AA^3) 1618.8

Crystal Density (g/cm^3) 1.254

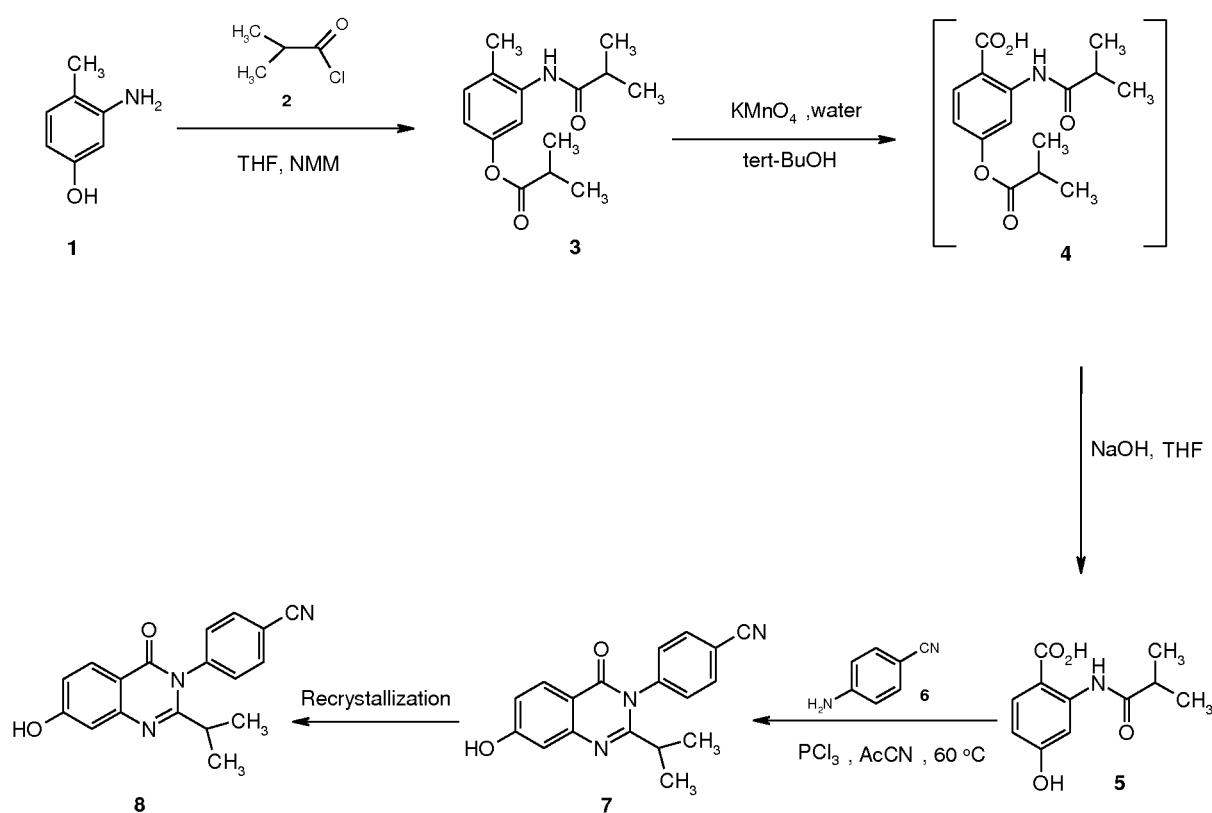
a (\AA) 8.812

b (\AA) 12.279

c (\AA) 15.398

- 30 -

beta (°) 103.976
z 4

Example 2:**Preparation of 4-(7-hydroxy-2-isopropyl-4-oxo-4H-quinazolin-3-yl)-benzonitrile****Overview of the synthesis:**

In short, the synthesis involves 3 main steps with more than 50 % yield. Commercially available 3-amino-4-methylphenol **1** is used as starting material. Amide **3** is easily obtained from **1** with isobutyl chloride **2** as a simultaneous coupling and protecting agent. The novel key intermediate hydroxyl acid **5** is formed from the novel compound **3** via the novel intermediate **4** using KMnO_4 oxidation, followed by hydrolysis of the ester functional group in **4**. The hydroxyl acid **5** is then treated with 4-aminobenzonitrile **6** in the presence of PCl_3 at about 60°C . The resulting crude product is then purified by recrystallisation from a mixture of EtOH and H_2O to give drug substance **8** in about 75 % yield.

Detailed procedure

Step 1 → 3

A 2-L Argonaut reactor, equipped with a mechanical stirrer, nitrogen inlet-outlet, digital thermometer and heating jacket, was charged with 100 g of 3-amino-4-methylphenol (**1**) (AK Scientific, Inc., Mountain View, CA, USA), 700 mL of THF and 188.9 g (2.3 equiv, 204.8 mL) of NMM. The solution was stirred at -15 ± 5 °C for 10 min and 199.0 g (2.3 equiv, 197.2 mL) of isobutyryl chloride (**2**) (Sigma-Aldrich, Inc., St. Louis, MO, USA) were added over a period of 2 hours while maintaining an internal temperature of -15 ± 5 °C. The mixture was stirred at -15 ± 5 °C for 1 h and then 200 g of water were added over a period of 20 min while maintaining an internal temperature of -10 ± 5 °C. The resulting solution was stirred at -10 ± 5 °C for 20 min. The solvent was concentrated under vacuum (100-50 torr) at an internal temperature of 20-30 °C to collect about 700 mL of solvent (batch volume ~700 mL). Then 400 mL of toluene were added. The organic layer was collected and washed with 80 mL of 0.5 N NaOH (0.05 equiv) solution, (optional, only if the reaction was not completed and some monomer (N-acylated compound) generated was found by HPLC > 0.3%) and 100 mL of water. The solvent was concentrated under vacuum (100-40 torr) at an internal temperature of 25-35 °C to collect ~250 mL of solvent (batch volume ~450 mL), and 850 mL of heptanes was slowly added over a period of one hour while rapidly stirring and maintaining an internal temperature of 37 ± 3 °C. Then the solution was slowly cooled down to 15 °C over a period of 1 hour while rapidly stirring. The solid was collected by filtration over a Büchner funnel, and the filter cake was washed with 200 mL of heptanes. The resulting solid was dried under vacuum (100-50 torr) at 35-40 °C with nitrogen bleeding until LOD < 1% (8 h) to obtain 191.0 g of **3** as a slightly yellow solid.

^1H NMR (400 MHz, CDCl_3): δ 7.78 (s, 1H), 7.16 (d, 1H), 7.01 (s, 1H), 6.78 (d, 1H), 2.77 (m, 1H), 2.55 (m, 1H), 1.30 (d, 6H), 1.26 (d, 6H); ESI-MS: m/z: 264.1 $[\text{M} + \text{H}]^+$

Step 3 → [4] → 5

A 2-L Argonaut reactor, equipped with mechanical stirrer, addition funnel, and nitrogen inlet/outlet, was charged with 180.6 g (4.0 equiv) of KMnO_4 and 525 g of H_2O . The mixture was stirred at 20 ± 3 °C for 30 min. A solution of 75 g (285.2 mmol) of isobutyric acid 3-isobutyrylamino-4-methyl-phenyl ester (**3**) was added in 293 g of t-BuOH over a period of 1 h while maintaining the internal temperature at 25 ± 3 °C. The suspension was stirred at 25 ± 3 °C for 6 h and at 20 ± 3 °C for 16 h. 1 mL samples for process steering control were taken.

- 32 -

400 g of 30(Wt)% NaHSO₃ solution were added while maintaining the internal temperature at 20 ± 10 °C. The mixture was stirred at 20 ± 10 °C for 60 min. 328 g of isopropyl acetate were added. The resulting solution was collected by filtration over a Celite pad in a Büchner funnel with suction and the filter cake was washed with 66 g of isopropyl acetate and 75 g of water. Addition of 75 g of 6 N HCl solution to the filtrate followed while maintaining the internal temperature at 20 ± 10 °C. The mixture was stirred for 10 min, and the organic layer was separated off. 375 g of water were added to the organic layer, and the resulting mixture was stirred for 15 min. The organic layer was separated off. The solvent was concentrated under vacuum (100 - 50 torr) at an internal temperature of 25 ± 5 °C to collect ~450 mL of solvent (batch volume ~150 mL). 176 g of THF were then added to the residue. The solvent was again concentrated under vacuum (100 - 50 torr) at an internal temperature of 25 ± 5 °C to collect ~200 mL of solvent (batch volume ~150 mL). Again 176 g of THF were added. The solvent was concentrated under vacuum (100-50 torr) at an internal temperature of 25 ± 5 °C to collect ~200 mL of solvent (batch volume ~150 mL) to obtain 150 g of THF solution of crude 2-isobutyrylamino-4-isobutyryloxy-benzoic acid **4** (containing ~ 75 g **4**).

¹H NMR (500 MHz, CDCl₃):

δ 11.04 (s, 1H), 8.58 (d, 1H, *J* = 5.0 Hz), 8.14 (d, 1H, *J* = 10.0 Hz), 6.87 (dd, 1H, *J* = 10.0, 5.0 Hz), 2.80 (m, 1H), 2.62 (m, 1H), 1.31 (d, 6H, *J* = 5.0 Hz), 1.28 (d, 6H, *J* = 5.0 Hz).

ESI-MS: *m/z* 294.0 [M + H]⁺

To this solution, 330 g of THF and 285 g of 3N NaOH (3 equiv) solution were added. The mixture was stirred at 20 ± 3 °C for 2 h. Samples for process steering control were taken. The solvent was concentrated under vacuum (100 - 50 torr) at an internal temperature of 25 ± 5 °C to collect ~375 mL of solvent (batch volume ~300 mL). To the remaining solution, 100 g of H₂O and 315 g of 3N HCl solution were added while maintaining the internal temperature at 20 ± 10 °C. Stirring for an additional 30 min followed. The solid was collected by filtration over a polypropylene filter paper in a Büchner funnel with suction. The filter cake was washed with 2 X 50 g of H₂O. The solid was dried under vacuum (100 - 150 mbar) at 40-45 °C with nitrogen bleeding until <1% LOD (24 h) to obtain 47.7 g of 4-hydroxy-2-isobutyrylamino-benzoic acid (**5**) as a white solid.

¹H NMR (500 MHz, DMSO-d₆):

δ 13.04 (s, 1H), 10.38 (s, 1H), 8.13 (s, 1H), 7.86 (d, 1H, *J* = 10.0 Hz), 6.52 (d, 1H, *J* = 10.0 Hz), 2.55 (m, 1H), 1.18 (d, 6H, *J* = 7.5 Hz).

ESI-MS: *m/z* 224.0 [M + H]⁺

Step 5 + 6 → 8

A 2-L Argonaut reactor, equipped with pitched-blade impeller, RTD sensor, reflux condenser, addition funnel, and nitrogen inlet-outlet, was charged with 54.90 g (246.0 mmol) of 4-hydroxy-2-isobutrylamino-benzoic acid (**5**), 31.96 g (270.6 mmol) of 4-aminobenzonitrile (**6**) and 919.2 g (1.177 L) of AcCN. The suspension was stirred at 22 ± 3 °C for 30 min with an efficient mixing, and 70.97 g (45.09 mL, 516.7 mmol) of PCl_3 were added while maintaining an internal temperature of 22 ± 10 °C. The suspension was then warmed to an internal temperature of 60 ± 3 °C over 1 h, and the mixture was stirred at 60 ± 3 °C for 20 h with an efficient mixing. The suspension was cooled to an internal temperature of 15 ± 3 °C over 30 min, and then 54.275 g (1356.87 mmol) of NaOH in 220 g of water were added while maintaining an internal temperature of 15 ± 10 °C. The suspension was warmed to an internal temperature of 75 ± 5 °C over 1 h, then the mixture was stirred at this temperature for 30 min. Then the mixture was cooled to an internal temperature of 30 ± 5 °C over 45 min, and the organic layer was separated off. The organic layer was then line-filtered by pressure (300 to 500 mbar) and the solvent was concentrated under vacuum (100-50 torr) at an internal temperature of 20-30 °C to collect ~950 mL of solvent (batch volume ~200 mL). 875 mL of water were added to the concentrate. Again the solvent was concentrated under vacuum (200-150 torr) at an internal temperature of 20-30 °C to collect ~200 mL of solvent (batch volume ~820 mL). The remaining suspension was stirred at 20 ± 3 °C for 2 h, and the solid was removed by filtration over a polypropylene filter paper in a Büchner funnel with suction. The filter cake was washed with 2 X 100 mL of H_2O . The solid was dried under vacuum (100-150 mbar) at 50 ± 5 °C with nitrogen bleeding until $\leq 1\%$ LOD (15 h) to obtain 56.5 g of 4-(7-hydroxy-2-isopropyl-4-oxo-4H-quinazoline-3-yl)-benzonitrile (**7**) as a white solid.

A 2-L Argonaut reactor, equipped with pitched-blade impeller, RTD sensor, reflux condenser, addition funnel, and nitrogen inlet-outlet, was charged with 50.0 g of 4-(7-hydroxy-2-isopropyl-4-oxo-4H-quinazoline-3-yl)-benzonitrile (**7**) and 750.0 mL of EtOH. The suspension was heated to an internal temperature of 78 ± 3 °C over 30 min (or until a clear solution was obtained). The solution was cooled to an internal temperature of 65 ± 5 °C over 20 min, and the solution was line-filtered by pressure (300 to 500 mbar). The solvent was concentrated under vacuum (100-50 torr) at an internal temperature of 20-30 °C to collect ~280 mL of solvent (batch volume ~450 mL). The remaining suspension was heated to an internal temperature of 78 ± 3 °C over 30 min. 50 mL of H_2O were added to it over a period of 30 min

while maintaining an internal temperature of 78 ± 5 °C. The mixture was then cooled to an internal temperature of 20 ± 3 °C over 1 h. Then 175 mL of H₂O were added over a period of 30 min while maintaining an internal temperature of 20 ± 5 °C. The resulting suspension was stirred at 20 ± 3 °C for 8 h, and the solid was collected by filtration over a polypropylene filter paper in a Büchner funnel with suction. The filter cake was washed with 2 X 100 mL of a mixture of ethanol and H₂O (2 : 1 v/v). Then the solid was dried under vacuum (100-150 mbar) at 50 ± 5 °C with nitrogen bleeding until <1% LOD (12 h) to obtain the final pure product, 40.0 g of 4-(7-hydroxy-2-isopropyl-4-oxo-4H-quinazoline-3-yl)-benzonitrile (**8**), which was obtained as a white solid. The crude 4-(7-hydroxy-2-isopropyl-4-oxo-4H-quinazoline-3-yl)-benzonitrile (**8**) was recrystallised from EtOH/H₂O (1:5) to afford polymorph B as desired form. Yield 76% and 100% purity.

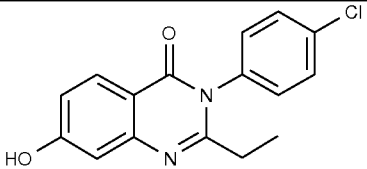
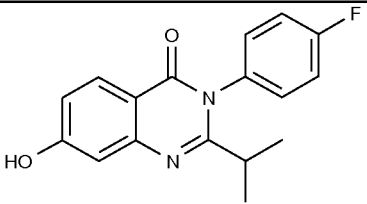
¹H NMR (400 MHz, CD₃OD): δ = 8.10-7.95 (m, 3H), 7.7.67-7.60 (m, 2H), 7.13-6.95 (m, 2H), 3.35 (s, 1H), 2.67-2.52 (m, 1H), 1.26 (d, 6H, J = 7.0 Hz); ESI-MS: m/z : 306.4 [M + H]⁺

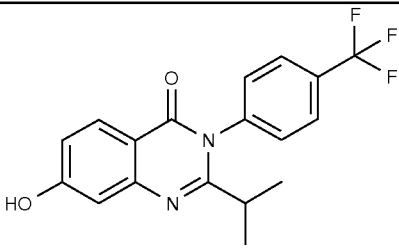
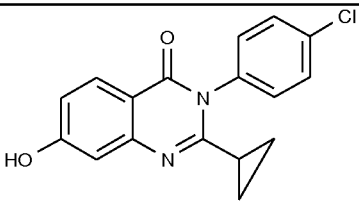
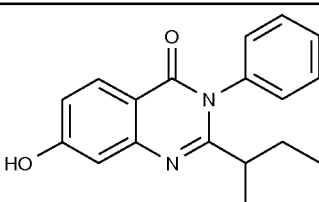
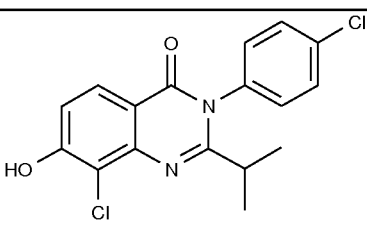
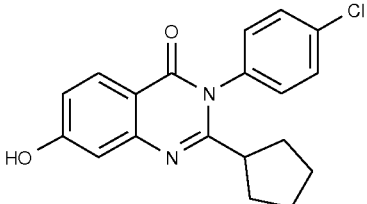
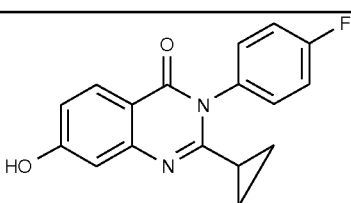
Example 3: 3-(4-chlorophenyl)-7-hydroxy-2-isopropyl-3H-quinazolin-4-one

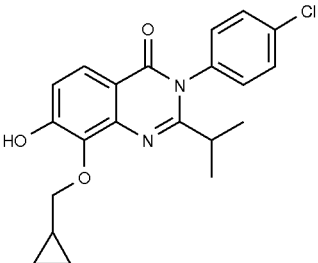
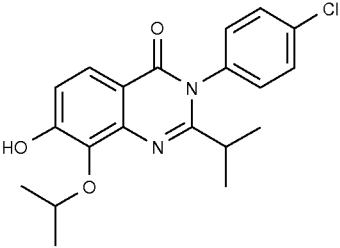
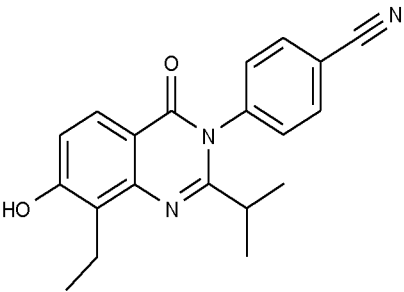
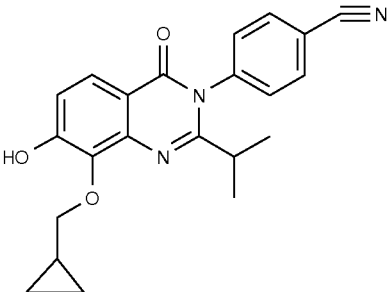
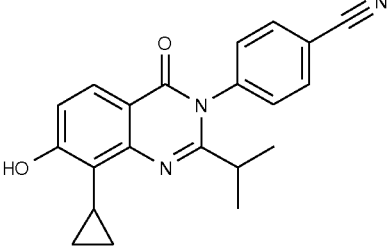
The compound is prepared according to the processes and methods described herein.

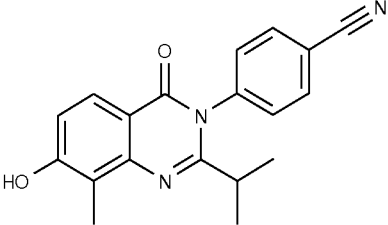
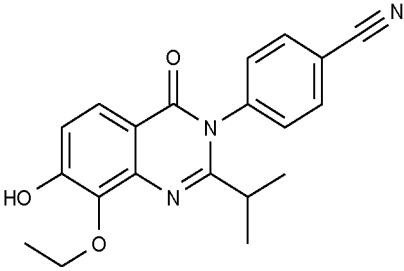
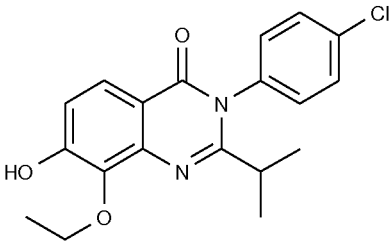
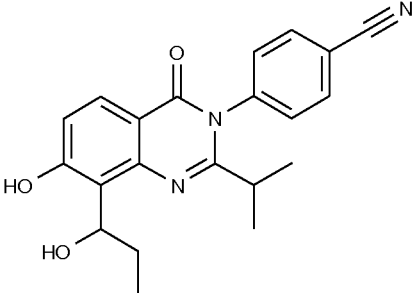
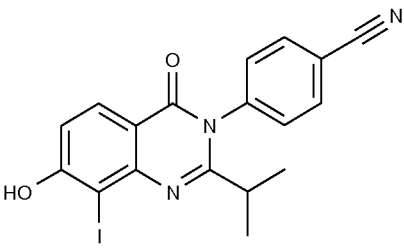
Examples 4 to 44:

The compounds in the following table are prepared according to the processes and methods described herein:

Example	Structure
4	
5	

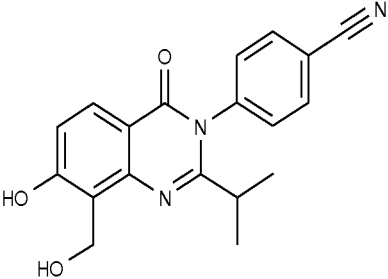
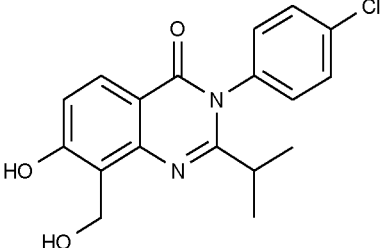
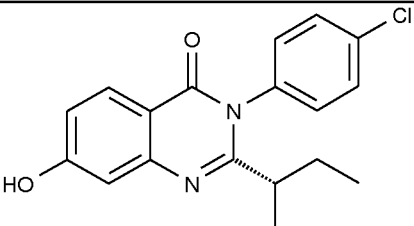
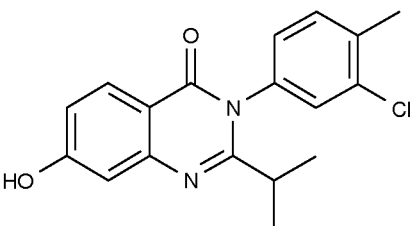
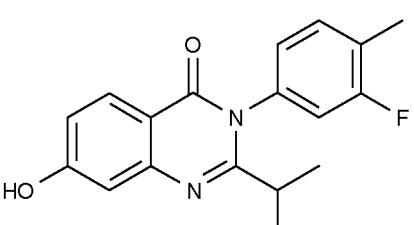
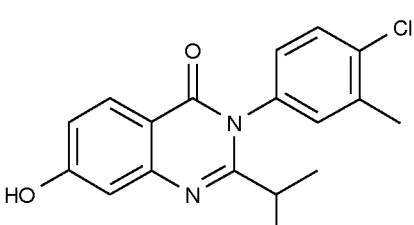
Example	Structure
6	
7	
8	
9	
10	
11	

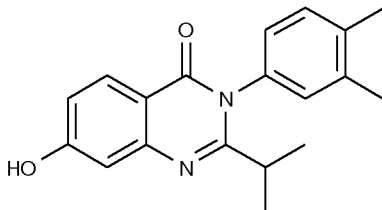
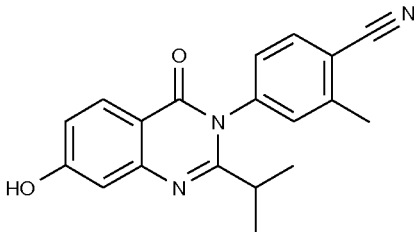
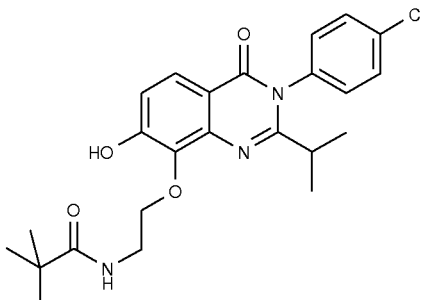
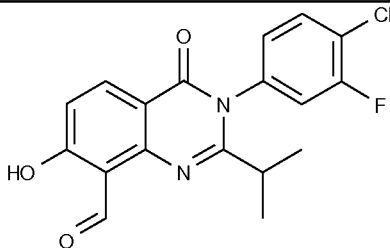
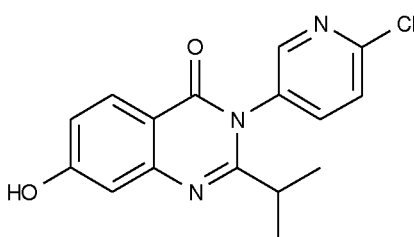
Example	Structure
12	 <chem>CC(C)=N1C(=O)N(C1c2ccc(Cl)cc2)c3cc(O)c(OC4CC4)cc3</chem>
13	 <chem>CC(C)=N1C(=O)N(C1c2ccc(Cl)cc2)c3cc(O)c(OC(C)C)cc3</chem>
14	 <chem>CC(C)=N1C(=O)N(C1c2ccc(C#N)cc2)c3cc(O)cc(CC)c3</chem>
15	 <chem>CC(C)=N1C(=O)N(C1c2ccc(C#N)cc2)c3cc(O)c(OC4CC4)cc3</chem>
16	 <chem>CC(C)=N1C(=O)N(C1c2ccc(C#N)cc2)c3cc(O)c(C4CC4)cc3</chem>

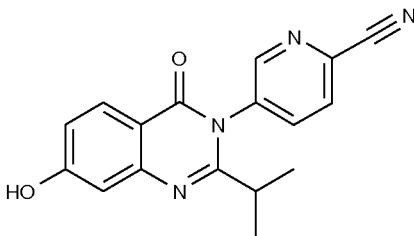
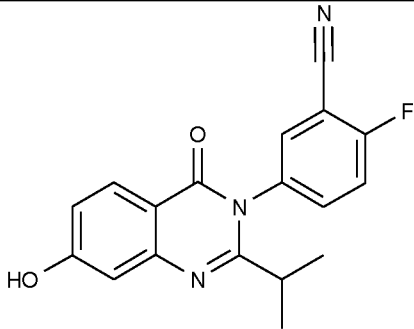
Example	Structure
17	
18	
19	
20	
21	

Example	Structure
22	 <chem>CC(C)=N1C(=O)N(c2ccc(Cl)cc2)C(=N1)c3cc(N)cc(C#N)c3</chem>
23	 <chem>CC(C)=N1C(=O)N(c2ccc(Cl)cc2)C(=N1)c3cc(O)cc(C)cc3</chem>
24	 <chem>CC(C)=N1C(=O)N(c2ccc(C#N)cc2)C(=N1)c3cc(O)cc(C)cc3</chem>
25	 <chem>CC(C)=N1C(=O)N(c2ccc(Cl)cc2)C(=N1)c3cc(O)cc(CCO)cc3</chem>
26	 <chem>CC(C)=N1C(=O)N(c2cc(Cl)c(F)cc2)C(=N1)c3cc(O)cc(C)cc3</chem>

Example	Structure
27	 <chem>CCc1cc(O)c2nc(C(C)C)n(c2C(=O)Nc3ccc(Cl)cc3)c1</chem>
28	 <chem>CC(C)C1=NC2=C(C(=O)N1c3ccc(Cl)cc3)C(=C(C=C2)OCOC(=O)NCCOC(C)(C)C)C(O)=C2</chem>
29	 <chem>CC(C)C1=NC2=C(C(=O)N1c3ccc(C#N)cc3)C(=C(C=C2)OC)C(O)=C2</chem>
30	 <chem>CC(C)C1=NC2=C(C(=O)N1c3ccc(C#N)cc3)N=C(C=C2)C(O)=C2</chem>
31	 <chem>CC(C)C1=NC2=C(C(=O)N1c3ccc(C)cc3)N=C(C=C2)C(O)=C2</chem>

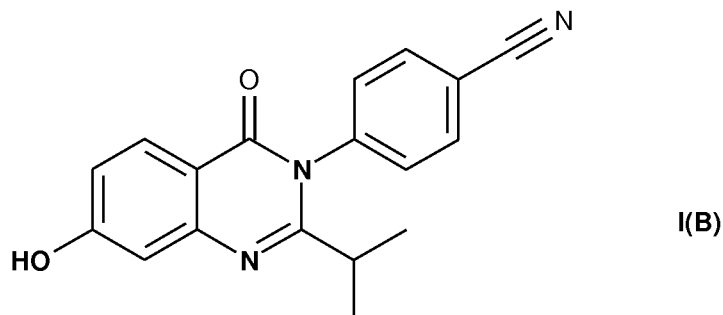
Example	Structure
32	
33	
34	
35	
36	
37	

Example	Structure
38	
39	
40	
41	
42	

Example	Structure
43	 <chem>CC(C)=N1C(=O)c2ccc(O)cc2N1c3ccn(cc3)C#N</chem>
44	 <chem>CC(C)=N1C(=O)c2ccc(O)cc2N1c3ccc(C#N)c(F)c3</chem>

Claims

1. The crystal form B of 4-(7-hydroxy-2-isopropyl-4-oxo-4H-quinazolin-3-yl)-benzonitrile having structural formula I(B);



characterized by an X-ray diffraction pattern having three or more peaks at 2θ values selected from 9.3, 10.6 and $14.4 \pm 0.2^\circ 2\theta$.

2. A method of preparing a compound of formula I(B) in crystal form B according to claim 1 which comprises crystallising the compound of formula I(B) from a solution thereof in water and a water miscible organic solvent.

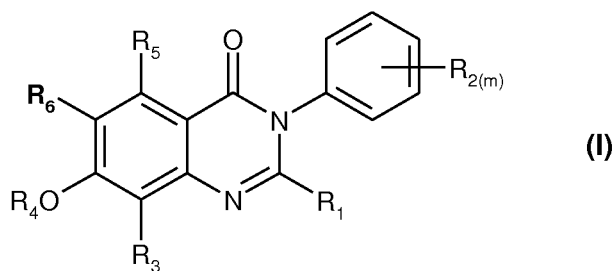
3. The use of a compound of formula I(B) in crystal form B according to claim 1 for the preparation of a medicament for the treatment or prevention of a disease or condition in which vanilloid receptor activation plays a role or is implicated.

5. A method of treatment or alleviation of a disease or condition in which vanilloid receptor activation plays a role or is implicated which comprises administering to a mammal a therapeutically effective amount of a compound of formula I(B) in crystal form B according to claim 1.

6. A pharmaceutical composition comprising, as active ingredient, an effective amount of the compound of formula 1(B) in crystal form B according to claim 1, optionally together with a pharmaceutically acceptable carrier.

7. A pharmaceutical composition comprising a compound of formula 1(B) in crystal form B according to claim 1 in combination with another therapeutically active ingredient, optionally in association with a pharmaceutically acceptable adjuvant, diluent or carrier.

8. A process or method for the manufacture of a quinazolinone compound of the formula I



wherein

R_1 is C_1 - C_6 alkyl, $(C_1$ - C_6 alkyl) C_1 - C_6 alkyl, di- $(C_1$ - C_6 alkyl) C_1 - C_6 alkyl or C_3 - C_6 cycloalkyl, di-(trifluoromethyl) C_1 - C_6 alkyl, R_9 -O- $(C_1$ - C_6 alkyl)- in which the alkyl chain is optionally substituted by trifluoromethyl, (NC)- C_1 - C_6 alkyl-, $(R_{10}R_{11}N)$ - C_1 - C_6 alkyl-, or $(C_1$ - C_6 alkyl)-SO₂-(C_1 - C_6 alkyl)-, wherein R_9 , R_{10} and R_{11} are each independently H or C_1 - C_6 alkyl;

each R_2 , independently, is halogen, C_1 - C_6 alkyl, halogen-substituted C_1 - C_6 alkyl, hydroxy C_1 - C_6 alkyl, cyano, a group -C(=O)- R_{2a} , where R_{2a} is C_1 - C_6 alkyl, C_1 - C_6 alkoxy-, $R_{10}R_{11}N$ -, $R_{10}R_{11}N$ -(C_1 - C_6 alkyl)-, -SO₂-(C_1 - C_6 alkyl), R_9 -O-(C=O)-, wherein R_9 , R_{10} and R_{11} are as defined above, unsubstituted or substituted phenyl wherein the substituents are 1 to 4 substituents independently selected from the group consisting of halo, hydroxy and C_1 - C_6 alkyl, or a 5- or 6-membered saturated or unsaturated heterocyclic ring having one, two or three heteroatoms selected from N, O and S and optionally including a further substituent selected from halo;

R_3 is hydrogen, halogen, C_1 - C_6 alkyl, C_2 - C_6 alkenyl, C_2 - C_6 alkynyl, hydroxy, hydroxy-substituted C_1 - C_6 alkyl, C_1 - C_6 alkoxy, C_3 - C_6 cycloalkyl, cyano, -C(=O)H, phenyl, $(C_3$ - C_6 cycloalkyl) C_1 - C_6 alkoxy, $(C_1$ - C_6 alkoxycarbonylamino) C_1 - C_6 alkoxy or $(C_1$ - C_6 alkylcarbonylamino) C_1 - C_6 alkoxy;

R_4 is H (= hydrogen), or R_4 -O is esterified hydroxy or etherified hydroxyl; especially R_4 is H;

R_5 is hydrogen or hydroxy;

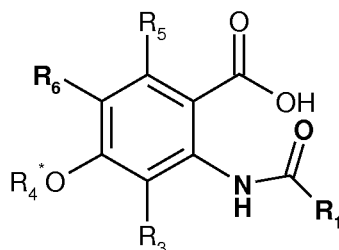
R_6 is hydrogen, halogen, C_1 - C_6 alkyl, C_2 - C_6 alkenyl, C_2 - C_6 alkynyl, hydroxy, hydroxy-substituted C_1 - C_6 alkyl, C_1 - C_6 alkoxy, C_3 - C_6 cycloalkyl, cyano, -C(=O)H, phenyl, $(C_3$ - C_6 cycloalkyl) C_1 - C_6 alkyl, $(C_3$ - C_6 cycloalkyl) C_1 - C_6 alkoxy, $(C_1$ - C_6 alkoxycarbonylamino) C_1 -

- 45 -

C₆alkoxy or (C₁-C₆alkylcarbonylamino)C₁-C₆alkoxy, (amino)C₁-C₆alkoxy, (dimethylamino)C₁-C₆alkoxy, or (C₁-C₆alkoxycarbonyl)C₁-C₆alkoxy,

m is 1 to 5, e.g. 1 or 2, in free form or in salt form,

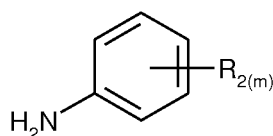
said method or process comprising reacting a compound of the formula II,



(II)

wherein R₄^{*} is R₁^{*}-C(=O)- wherein R₁^{*} is independently selected from the group of meanings of R₁ as defined for a compound of the formula I so that R₁^{*} and R₁ are identical to or different from each other, or R₄^{*} is H, and R₁ and R₃, R₅ and R₆ are as defined for a compound of the formula I, or a salt thereof

under simultaneous or sequential condensation and cyclisation conditions with an aniline compound of the formula III,



wherein R₂ and m are as defined above for a compound of the formula I,

to give a corresponding compound of the formula I wherein R₄ is R₁^{*}-C(=O)- with R₁^{*} as defined for a compound of the formula II, or R₄ is H, and the remaining substituents are as defined for formula I, respectively;

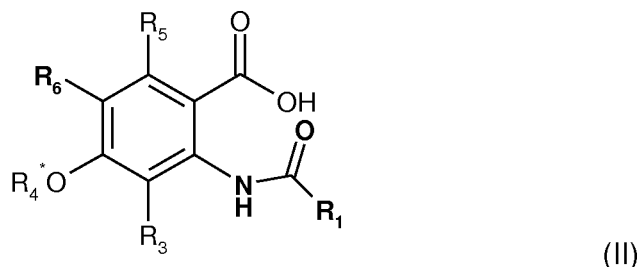
and, if desired, acylating or etherifying a free hydroxyl group R₄-O with a compound of the formula (IV)



wherein X is OH or an active derivative thereof and R₄^{''} is an acyl moiety esterifying or an etherifying moiety completing esterified or etherified hydroxyl R₄-O as defined for a compound of the formula I, respectively;


and/or, if desired, converting a resulting free compound of the formula I or preferably Ia into its salt or converting a resulting salt or a compound of the formula I or preferably Ia into its free form.

9. The process or method according to claim 8, wherein in formula I R_4 is hydrogen and the remaining symbols in formula I have the meanings given in formula I, said method or process comprising reacting a compound of the formula II,



wherein R_4^* is hydrogen, and R_1 , R_3 , R_5 and R_6 are as defined for a compound of the formula I, or a salt thereof,

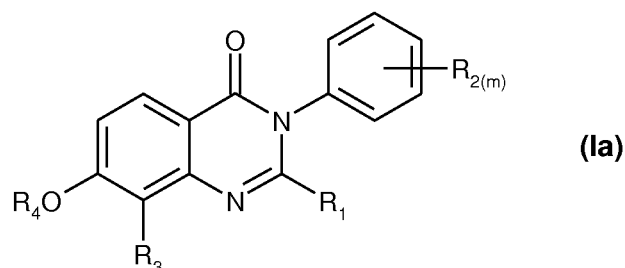
under simultaneous or sequential condensation and cyclisation conditions with an aniline compound of the formula III,



wherein R_2 and m are as defined above for a compound of the formula I in claim 1, to give a corresponding compound of the formula I wherein R_4 is H, and the remaining substituents are as defined for formula I, respectively;

and, if desired, converting a resulting free compound of the formula I or preferably Ia into its salt or converting a resulting salt or a compound of the formula I or preferably Ia into its free form.

10. The process or method according to claim 8 or claim 9 for the manufacture of a compound of the formula Ia in free or salt form,



where in the compound of the formula Ia

R_1 is 1-methylethyl;

- 47 -

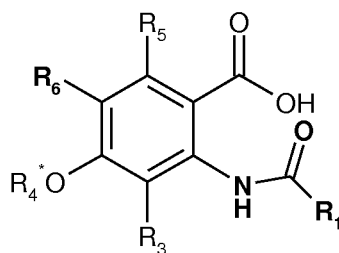
R_2 is cyano in p-position of the phenyl ring relatively to the phenyl carbon binding to the ring nitrogen in formula I;

R_3 is hydrogen;

R_4 is hydrogen; and

m is 1,

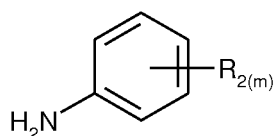
comprising reacting a compound of the formula II,



(II)

wherein R_4^* is H, each of R_5 and R_6 is hydrogen and R_1 and R_3 are as just defined for a compound of the formula I, or a salt thereof,

under simultaneous or sequential condensation and cyclisation conditions with an aniline compound of the formula III,



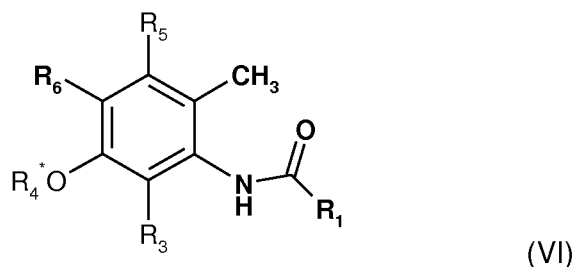
(III)

wherein R_2 and m are as just defined above for a compound of the formula I,

and, if desired, converting a resulting free compound of the formula I or preferably Ia into its salt or converting a resulting salt or a compound of the formula I or preferably Ia into its free form.

11. The process or method according to claim 8 or 9, further comprising synthesizing the compound of the formula II wherein R_1 , R_3 , R_4^* , R_5 and R_6 are as defined for a compound of the formula II in claim 8 or in claim 9, by oxidizing and, if R_4^* in a compound of the formula VI is $R_1^*-C(=O)-$ wherein R_1^* is independently selected from the group of meanings of R_1 as defined for a compound of the formula I in claim 8 so that R_1^* and R_1 are identical to or different from each other, and thus R_4^* is not hydrogen, then if desired in addition hydrolyzing, a compound of the formula VI,

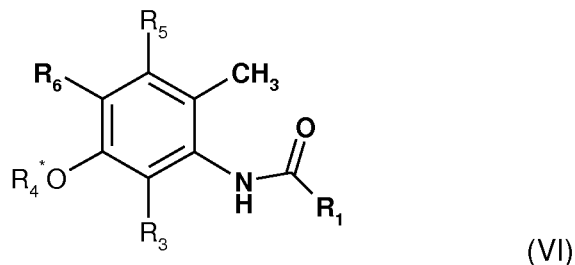
- 48 -



wherein the moieties R_1 , R_3 and R_5 and R_6 are as defined for a compound of the formula II in claim 8 or in claim 9, and R_4^* is $R_1^*-C(=O)-$, wherein R_1^* is selected from the group of substituents defined for R_1 as defined for a compound of the formula I in claim 8, wherein R_4^* and $R_1-C(=O)$ are different or identical, to the corresponding compound of the formula II which can be obtained and used in the subsequent synthesis of the compound of the formula I in free or in salt form.

12. The process or method according to claim 11 comprising oxidizing a compound of the formula VI wherein the R_4^* is $R_1^*-C(=O)-$ wherein R_1^* is independently selected from the group of meanings of R_1 as defined for a compound of the formula I in claim 8 so that R_1^* and R_1 are identical to each other, and thus R_4^* is not hydrogen, and the other moieties and symbols have the meanings given for a compound of the formula I in claim 1, and in addition hydrolyzing the oxidized compound of the formula VI to the corresponding compound of the formula II wherein R_4^* is hydrogen and the other symbols are as defined in claim 8.

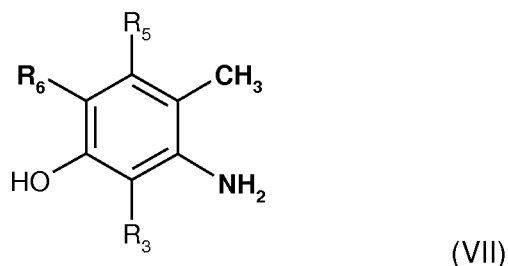
13. The process or method according to claim 10, further comprising the synthesis of the compound of the formula II wherein R_4^* is H, each of R_5 and R_6 is hydrogen and R_1 and R_3 are as defined for a compound of the formula I in claim 10, or a salt thereof, by oxidizing and in addition hydrolyzing a compound of the formula VI,



wherein the moieties R_1 and R_3 are as defined for a compound of the formula I in claim 12 each of R_5 and R_6 is hydrogen, and R_4^* is $R_1^*-C(=O)-$, wherein R_1^* is 1-methylethyl, so that R_4^* and $R_1-C(=O)$ are identical, to the corresponding compound of the formula II wherein R_4^*

is hydrogen which can be obtained and used in the subsequent synthesis of the compound of the formula I in free or in salt form.

14. The process or method according to claim 13, further comprising synthesizing the compound of the formula VI wherein R_1 , R_3 , R_4^* , R_5 and R_6 are as defined for a compound of the formula II in claim 13 by acylating a compound of the formula VII,

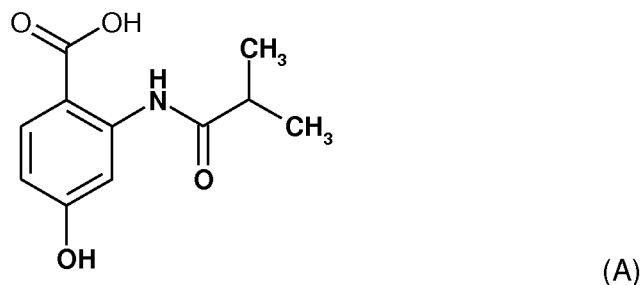


said expression including the free compound or a salt thereof – wherein R_3 , R_5 and R_6 are as defined for a compound of the formula II in claim 13 with an acid of the formula VIII,



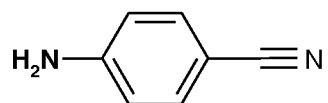
or a reactive derivative thereof, either simultaneously reacting the free OH and NH_2 group in formula VII or reacting these groups sequentially, then either using the same acid of formula VIII or its reactive derivative, or two different acids of the formula VIII, in the latter case the first to acylate the first, the second to acylate the second group, where in formula VIII R_1'' is R_1 or R_1^* as defined for a compound of the formula II in claim 13.

15. The process or method according to claim 8, wherein a compound of the formula (A)



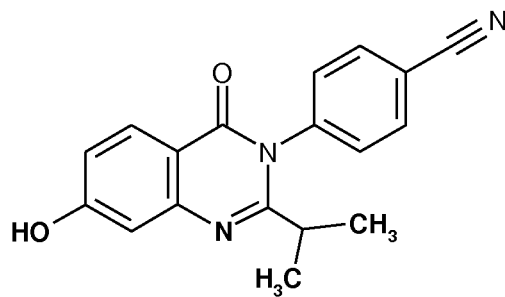
which falls under formula II is reacted under simultaneous or sequential condensation and cyclisation conditions with a compound of the formula (B)

- 50 -



(B)

which falls under formula III to manufacture a compound of the formula (C)



(C)

which falls under formula I.