



US00D511457S

(12) **United States Design Patent** (10) **Patent No.:** **US D511,457 S**  
**Biesecker et al.** (45) **Date of Patent:** **\*\* Nov. 15, 2005**

(54) **CONTAINER CLOSURE WITH HANDLE**

(75) Inventors: **Frederick N. Biesecker**, Boyertown, PA (US); **Gregory Sprishen**, Newtown Square, PA (US); **Donald Rochow**, Douglassville, PA (US)

(73) Assignee: **Drug Plastics & Glass Company, Inc.**, Boyertown, PA (US)

(\*\*) Term: **14 Years**

(21) Appl. No.: **29/198,441**

(22) Filed: **Jan. 29, 2004**

(51) **LOC (8) Cl.** ..... **09-07**

(52) **U.S. Cl.** ..... **D9/443**

(58) **Field of Search** ..... D9/719, 529, 504, D9/503, 500, 454, 449, 447, 445, 444, 440, 435, 434, 532, 528; D7/900, 608, 538, 511, 392.1, 317, 313, 312, 605, 536, 533, 505, 320, 318; 220/915, 726, 770, 769, 768, 762, 761, 752, 771; 215/228; 222/205

(56) **References Cited**

**U.S. PATENT DOCUMENTS**

D154,378 S	7/1949	Fuller	
D165,653 S	1/1952	Johnson	
2,601,940 A	* 7/1952	Marcellus	222/205
2,772,809 A	12/1956	Ross	
2,935,223 A	* 5/1960	Crowley	220/761
3,119,541 A	1/1964	Lynn	
3,138,284 A	* 6/1964	Henchert	220/761
3,401,827 A	9/1968	Messina	
RE27,648 E	5/1973	Grussen	
4,007,849 A	2/1977	Hinkle	
D293,409 S	* 12/1987	Seike et al.	D7/313
4,944,399 A	7/1990	Ten Bruggencate et al.	
4,955,513 A	9/1990	Bennett	
5,232,112 A	* 8/1993	Howard	220/770
5,244,113 A	9/1993	Stymiast	
5,246,127 A	9/1993	Purcell	

D344,657 S	* 3/1994	Knopp	D7/313
D355,366 S	* 2/1995	Bainton	D9/532
5,579,932 A	12/1996	Drozd et al.	
D394,778 S	* 6/1998	Arns et al.	D7/313
D398,193 S	* 9/1998	Sanchez	D7/608
6,126,035 A	* 10/2000	Schaper et al.	220/771
6,443,325 B1	9/2002	Schaper et al.	
D474,115 S	5/2003	Walsh et al.	
D492,600 S	* 7/2004	Moore	D9/503

\* cited by examiner

*Primary Examiner*—Robert M. Spear

*Assistant Examiner*—Susan Bennett Hattan

(74) *Attorney, Agent, or Firm*—Akin Gump Strauss Hauer & Held, LLP

(57) **CLAIM**

The ornamental design for a container closure with handle, as shown and described.

**DESCRIPTION**

FIG. 1 is a perspective view of a container closure with handle in accordance with our new design, shown with the handle in the stored position;

FIG. 2 is a top plan view thereof;

FIG. 3 is a left side elevational view thereof, a right side elevational view thereof being a mirror image;

FIG. 4 is a front elevational view thereof;

FIG. 5 is a rear elevational view thereof;

FIG. 6 is a perspective view of the container closure with handle shown with the handle in the use position;

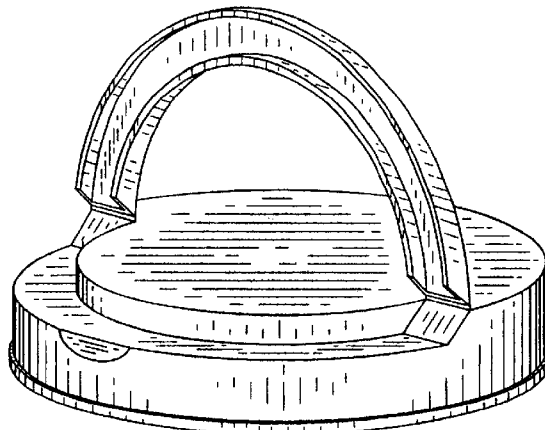
FIG. 7 is a top plan thereof with the handle shown in the use position;

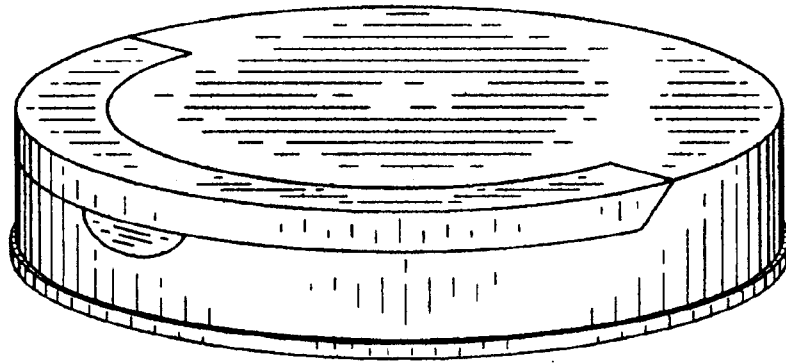
FIG. 8 is a left side elevational view thereof with the handle shown in the use position, a right side elevational view thereof being a mirror image;

FIG. 9 is a front elevational view thereof with the handle shown in the use position; and,

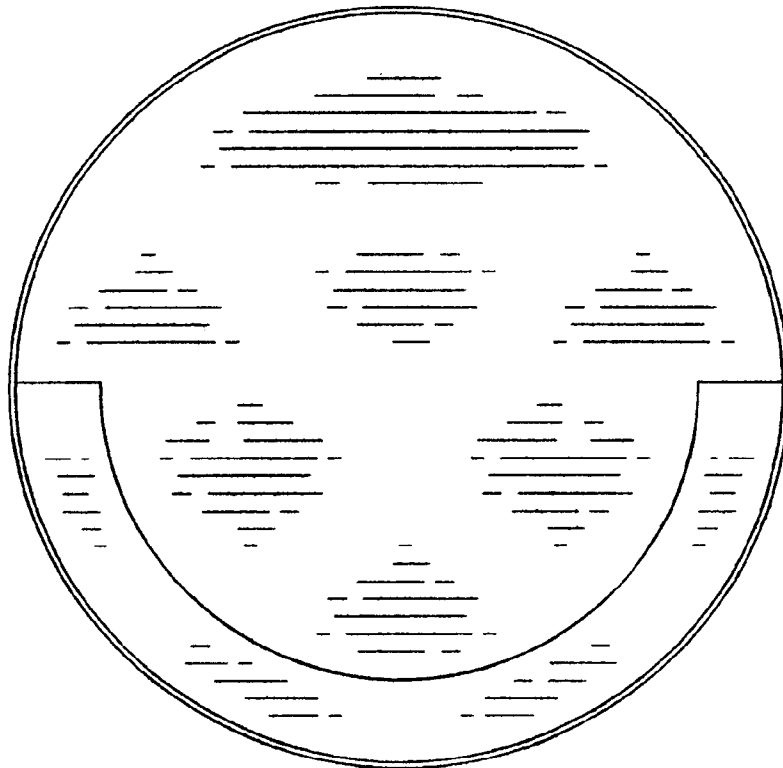
FIG. 10 is a rear view thereof with the handle shown in the use position.

**1 Claim, 5 Drawing Sheets**

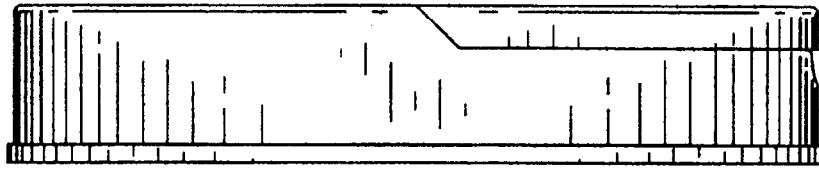




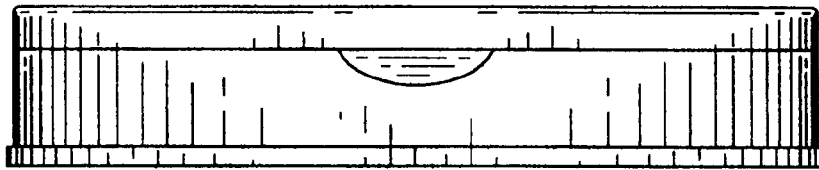
*Fig. 1*



*Fig. 2*



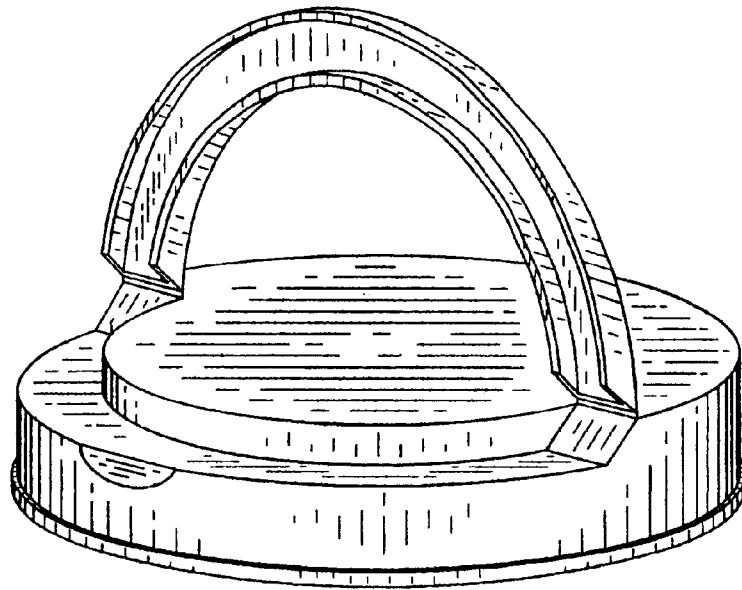
*Fig. 3*



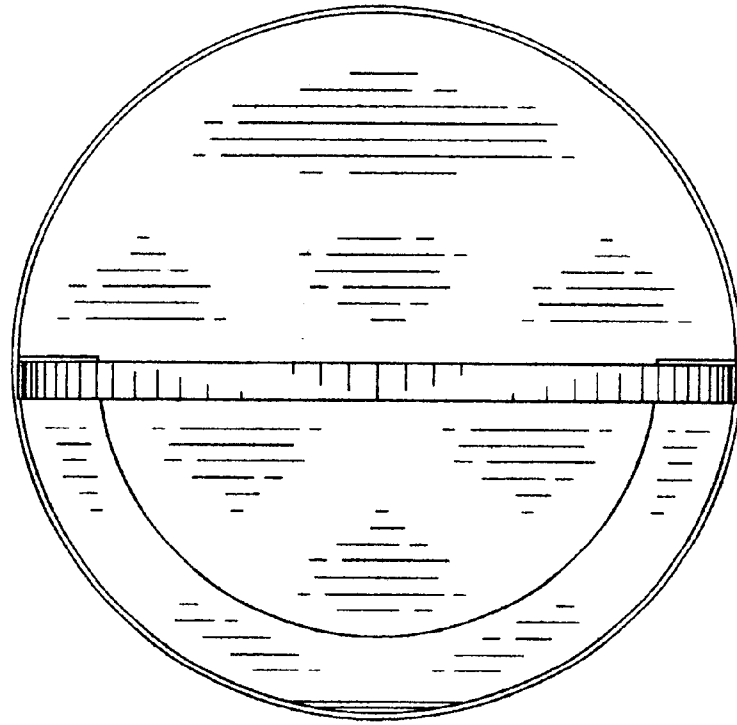
*Fig. 4*



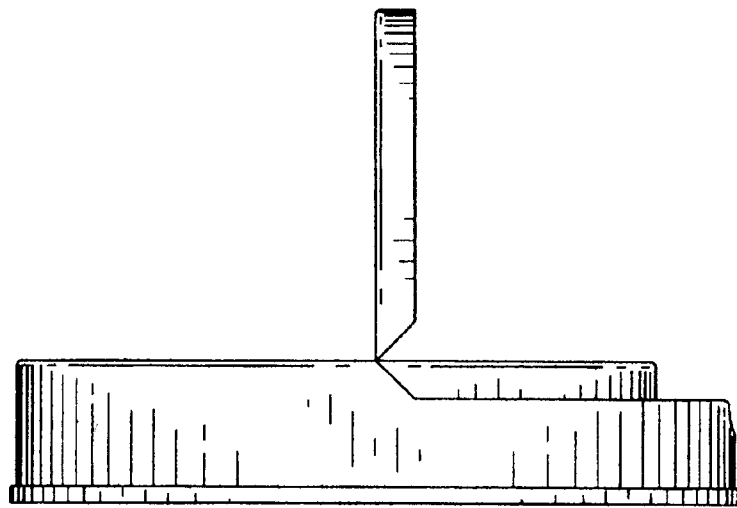
*Fig. 5*



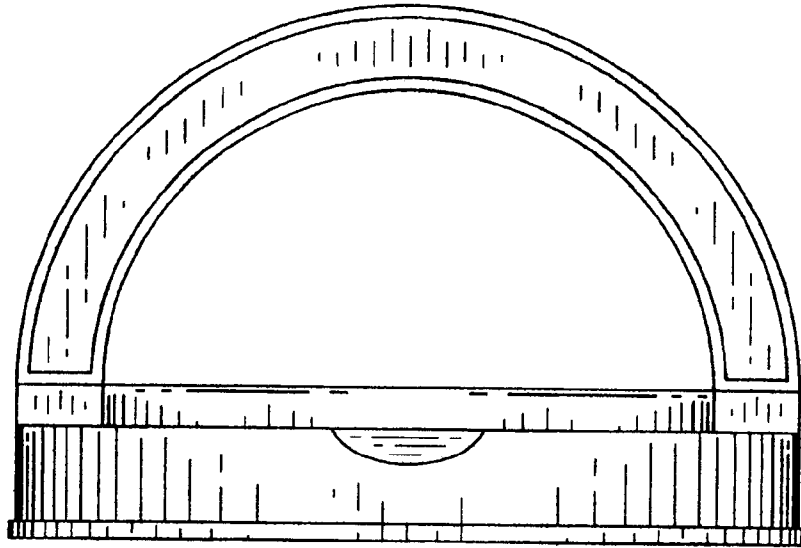
*Fig. 6*



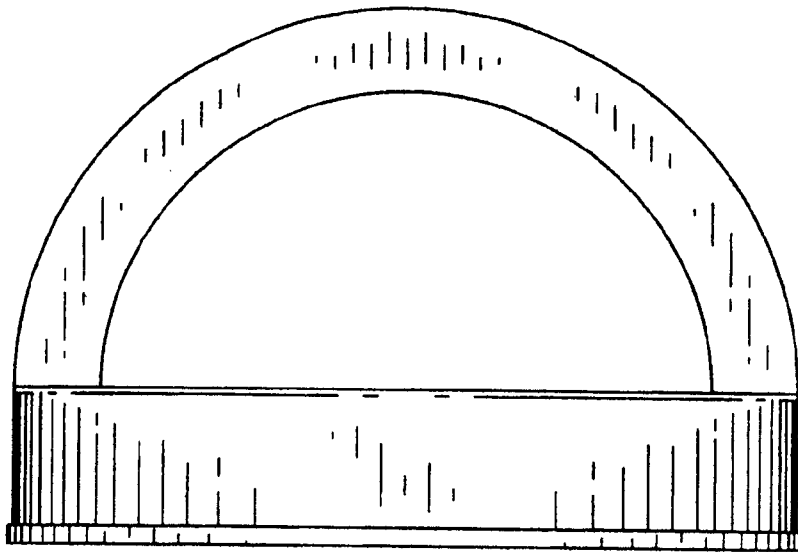
*Fig. 7*



*Fig. 8*



*Fig. 9*



*Fig. 10*