



US00D701366S

(12) **United States Design Patent**
King et al.

(10) **Patent No.:** **US D701,366 S**

(45) **Date of Patent:** **** Mar. 25, 2014**

(54) **FOOD PRODUCT**

(75) Inventors: **Daniel Wade King**, Valparaiso, IN (US);
Michael Scot Jacko, Wanatah, IN (US)

(73) Assignee: **Urschel Laboratories, Inc.**, Valparaiso,
IN (US)

(**) Term: **14 Years**

(21) Appl. No.: **29/420,976**

(22) Filed: **May 15, 2012**

(51) **LOC (10) Cl.** **01-01**

(52) **U.S. Cl.**
USPC **D1/199**

(58) **Field of Classification Search**
USPC D1/100–130, 199; 426/2, 89, 92, 104,
426/635, 805; D30/160; D24/102, 103;
D25/119–135; 119/706–711; D34/28,
D34/29

See application file for complete search history.

(56) **References Cited**

U.S. PATENT DOCUMENTS

D28,863	S	*	6/1898	Baker	D25/119
2,149,742	A	*	3/1939	Miller	52/717.03
3,402,521	A	*	9/1968	Tischuk	52/460
3,436,870	A	*	4/1969	Sellman	451/540
3,653,172	A	*	4/1972	Schwartz	52/669
D245,869	S	*	9/1977	Otani	D25/121
D270,375	S	*	8/1983	Cavalié	D25/121
D339,899	S	*	10/1993	Kittleson	D1/122
D341,508	S	*	11/1993	Cooper et al.	D6/492

D395,528	S	*	6/1998	Mayer et al.	D25/131
D413,682	S	*	9/1999	Bouchard	D25/132
5,992,284	A	*	11/1999	Bucks	
D431,659	S	*	10/2000	Bouchard	D25/126
D469,281	S	*	1/2003	Herron et al.	D6/492
D485,777	S	*	1/2004	Baghdassarian et al.	D11/3
6,968,765	B2		11/2005	King	
D585,627	S	*	2/2009	Wylie	D1/125
D593,277	S	*	6/2009	Wylie	D1/199
D614,830	S	*	5/2010	Unlu et al.	D1/125
D633,277	S	*	3/2011	Freije	D1/199
8,161,856	B2		4/2012	Jacko et al.	
D668,793	S	*	10/2012	Adams	D25/119

* cited by examiner

Primary Examiner — Barbara Fox

Assistant Examiner — Katie Mroczka

(74) *Attorney, Agent, or Firm* — Hartman Global IP Law;
Gary M. Hartman; Domenica N. S. Hartman

(57) **CLAIM**

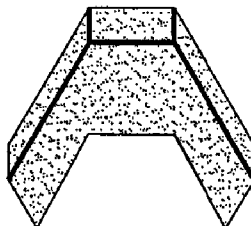
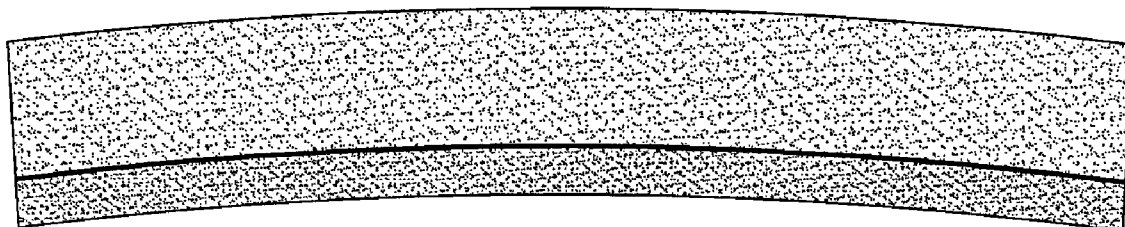
The ornamental design for a food product shape, as shown and described.

DESCRIPTION

FIG. 1 is a side view of a food product shape in accordance with this invention, wherein the opposite side view of the food product shape is a mirror image of FIG. 1 and therefore not shown.

FIG. 2 is a left end view of the food product shape of FIG. 1. FIG. 3 is a right end view of the food product shape of FIG. 1. FIG. 4 is a top view of the food product shape of FIG. 1; and, FIG. 5 is a bottom view of the food product shape of FIG. 1.

1 Claim, 1 Drawing Sheet



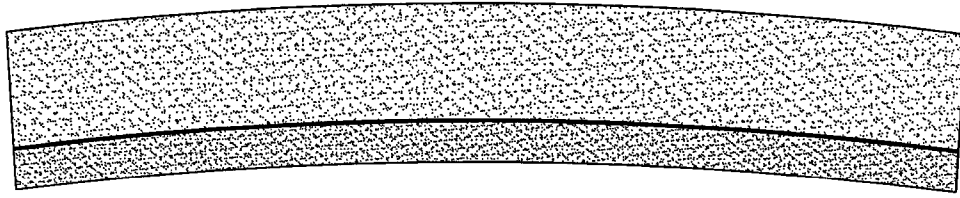


FIG. 1

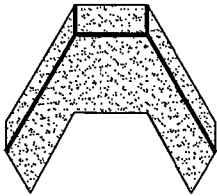


FIG. 2

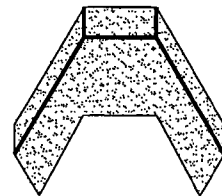


FIG. 3




FIG. 4




FIG. 5