



US00D485825S

(12) **United States Design Patent** (10) **Patent No.:** **US D485,825 S**  
**Yoneda** (45) **Date of Patent:** **\*\* Jan. 27, 2004**

(54) **SPEAKER BOX**

FOREIGN PATENT DOCUMENTS

(75) Inventor: **Naofumi Yoneda**, Tokyo (JP)

JP 1145487 S 7/2002

(73) Assignee: **Sony Corporation**, Tokyo (JP)

OTHER PUBLICATIONS

(\*\*) Term: **14 Years**

Catalog Notebook Computer, Vaio note 505, 5 sheets, SONY (Nov. 1997).

(21) Appl. No.: **29/164,051**

\* cited by examiner

(22) Filed: **Jul. 18, 2002**

*Primary Examiner*—Nanda Bondade

(51) **LOC (7) Cl.** ..... **14-01**

(74) *Attorney, Agent, or Firm*—Rader, Fishman & Grauer PLLC

(52) **U.S. Cl.** ..... **D14/215**

(57) **CLAIM**

(58) **Field of Search** ..... D14/204, 207,  
D14/209–216, 356; 181/144–145, 147–148,  
150, 153, 157, 198–199; 381/300–302,  
306, 333, 345, 361–364, 386–388

The ornamental design for a speaker box, as shown and described.

(56) **References Cited**

**DESCRIPTION**

**U.S. PATENT DOCUMENTS**

D356,088 S	*	3/1995	Jewitt et al.	.....	D14/210
D387,052 S	*	12/1997	Laituri et al.	.....	D14/442
D406,845 S		3/1999	Goto		
6,035,962 A	*	3/2000	Lin	.....	181/199
D432,521 S	*	10/2000	Azumi	.....	D14/214
D432,522 S	*	10/2000	Kieltyka et al.	.....	D14/216
D436,096 S	*	1/2001	Nagele et al.	.....	D14/214
D437,843 S		2/2001	Masui		

FIG. 1 is a perspective view of a speaker box showing my new design;

FIG. 2 is a front elevational view thereof;

FIG. 3 is a rear elevational view thereof;

FIG. 4 is a left side elevational view thereof;

FIG. 5 is a right side elevational view thereof;

FIG. 6 is a top plan view thereof; and,

FIG. 7 is a bottom plan view thereof.

Portions in broken lines are for illustrative purposes only and form no part of claimed design.

**1 Claim, 4 Drawing Sheets**

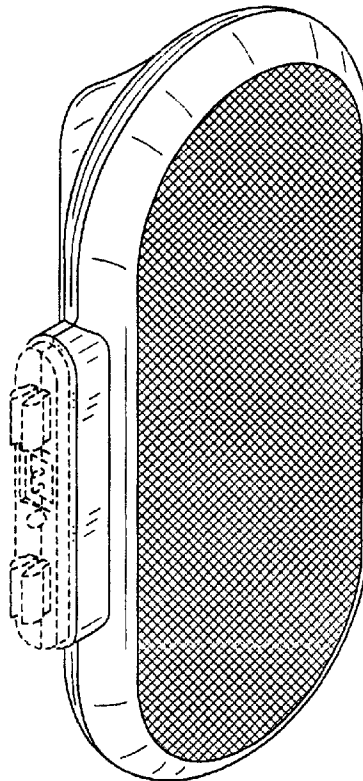


FIG. 1

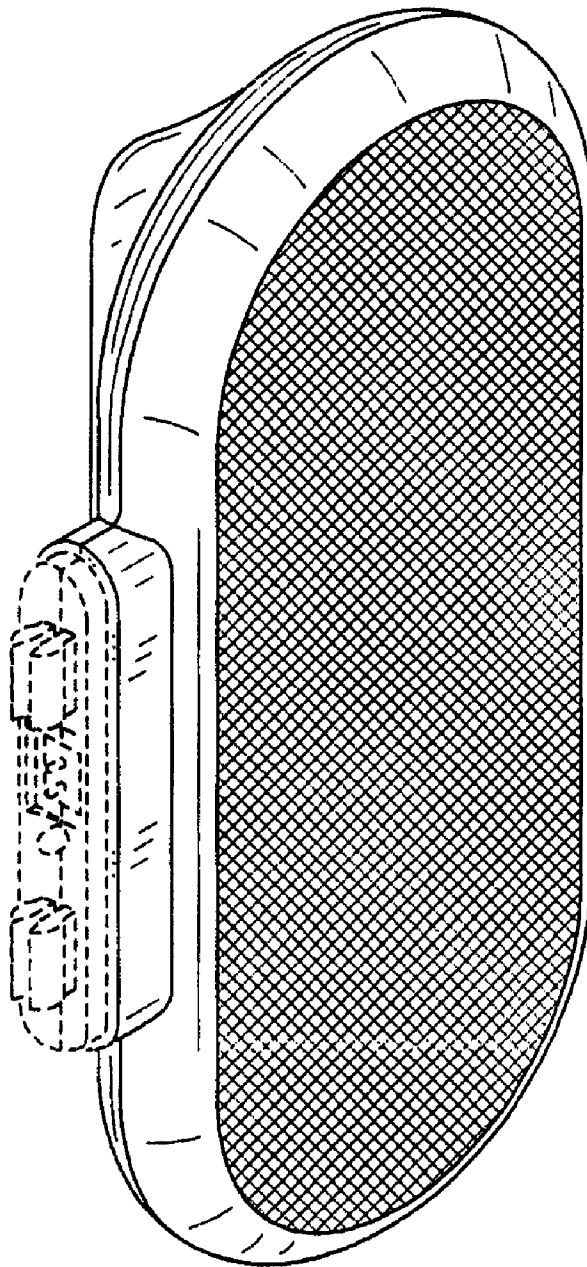


FIG.2

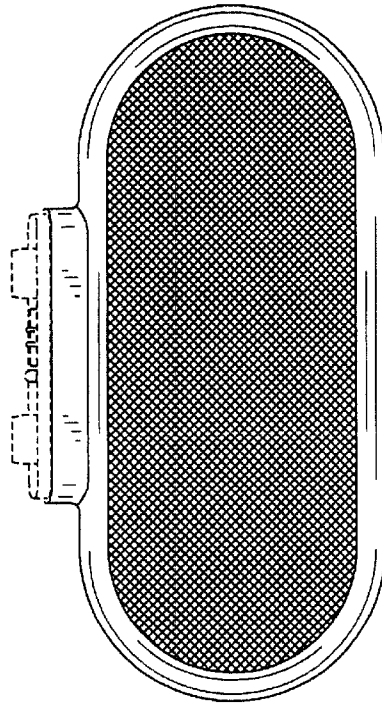


FIG.3

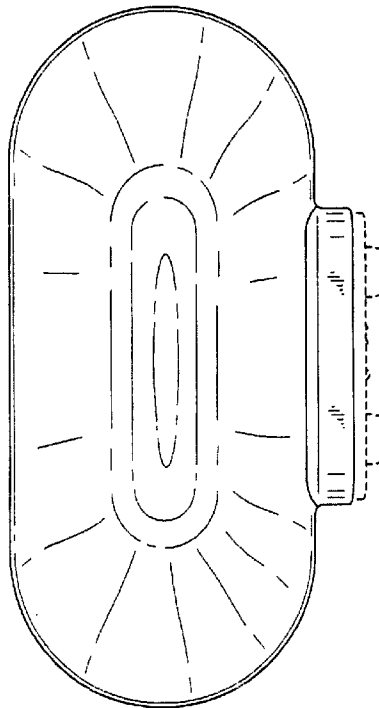


FIG.4

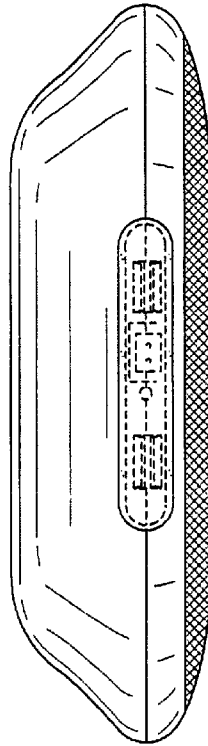


FIG.5




FIG. 6

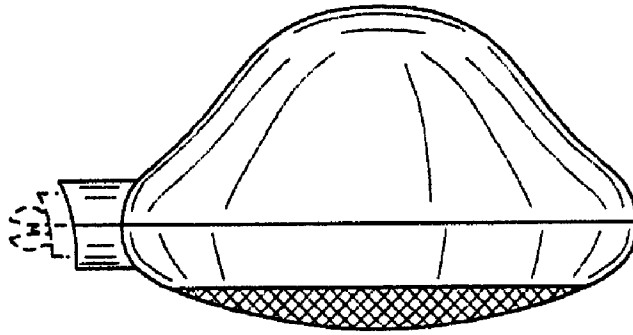


FIG. 7

