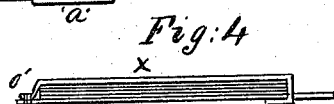
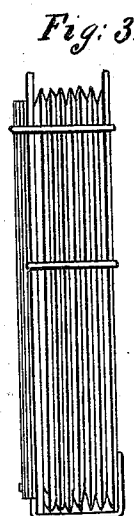

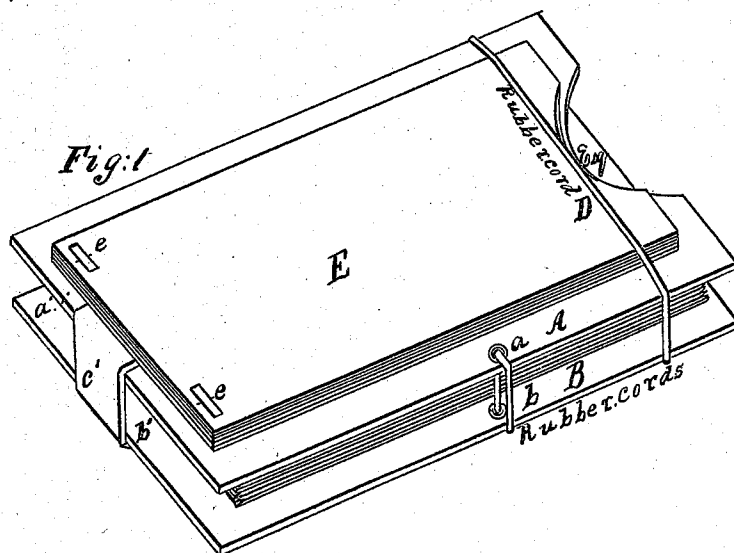


J. W. Burns.
Letter File.
No 83,600. Patented Nov. 3, 1868.



Witnesses.
Fred Thomas.
C. F. Brown.

Inventor
J. W. Burnsty
H. W. Beadle
att'y



JAMES W. BURNS, OF MEDWAY, OHIO.

Letters Patent No. 83,600, dated November 3, 1868.

IMPROVEMENT IN LETTER-PACKAGES.

The Schedule referred to in these Letters Patent and making part of the same.

To all whom it may concern:

Be it known that I, JAMES W. BURNS, of Medway, in the county of Clark, and State of Ohio, have invented new and useful Improvements in Letter-Holders; and I do hereby declare that the following is a full and exact description of the same, reference being had to the accompanying drawings, and to the letters of reference marked thereon.

This invention relates to an improved device for holding letters while being transmitted through the mails, and is intended to supersede the now laborious and expensive process of wrapping and tying. It consists, principally, of two parts, of pasteboard or other suitable material, properly connected by rubber cords or bands, by which arrangement a pouch-like receptacle is made, in which the letters are placed, and upon one side of which is suitably attached a number of directions, papers, or labels, so arranged that when the journey of the holder, with its contents, is completed, the used label can be easily removed, and a fresh sheet be exposed ready for the new direction. The details of construction will be fully described hereinafter.

Figure 1 represents a perspective view of my improved holder;

Figure 2, a plan view;

Figure 3, a side elevation; and

Figure 4, a detached end view, showing a different method of attaching the direction-labels.

In the drawings, the same letters refer to identical parts in all the figures.

A and B represent the two parts of the holder, which are connected at *a a* and *b b* by the rubber cords, as shown, and also at *a' b'* by the rubber band C.

D represents a retaining-cord, also of rubber, which is fastened to the part B, and is used to secure the ends of the holder together, after the letters have been placed therein.

E represents a pile of direction-papers or labels, which are secured to the part H by means of the fasteners *e, e*.

Another method of securing these papers in place is

shown in fig. 4. *x* represents a narrow strip of metal, securely fastened to the part A, at *o*, as shown. This strip is then laid over the papers, and its free end is thrust through an opening or slot in part A, and bent up against it, as clearly shown in the figure. When all the papers have been used, the fasteners of either form may be unloosed, and new paper inserted.

The manner of using my improved device is as follows:

The holder being held in the left hand, the retaining-cord D is pulled off with the right, thus leaving the parts A B free to be opened by the fingers. The letters are then thrust in, and the cord D replaced. It is now only necessary to write the proper direction upon the paper E, and the holder is ready for the bag.

When the desired destination is reached, the letters can be removed in a moment, it being simply necessary to throw off the retaining-cord. This operation also frees one end of the papers E, so that the upper one can be easily seized and torn off. The holder is now again ready for use. It will be at once seen that, by the use of my arrangement, much time is saved, besides paper and string. The holder can be cheaply constructed, and will last a long time.

I am aware that bill-holders have been constructed of two parts connected by rubber. This form, in itself, I do not intend to claim. I simply wish to cover my device as a whole.

Having thus fully described my invention,

What I claim, and desire to secure by Letters Patent of the United States, is—

The direction-papers E, when attached, as described, by the fastenings *e*, or the band *x*, and combined with the parts A B, as and for the purpose set forth.

This specification, signed and witnessed, this day of _____, 186

JAMES WM. BURNS.

Witnesses:

J. W. BEADLE,

FREDERIC THOMAS.