



US00D406131S

United States Patent [19]
Osthues

[11] **Patent Number: Des. 406,131**
[45] **Date of Patent: **Feb. 23, 1999**

[54] **MOBILE RADIOTELEPHONE DEVICE**

[75] Inventor: **Annke Osthues**, Munich, Germany

[73] Assignee: **Siemens Aktiengesellschaft**, Munich, Germany

[**] Term: **14 Years**

[21] Appl. No.: **70,373**

[22] Filed: **Apr. 29, 1997**

[30] **Foreign Application Priority Data**

Oct. 29, 1996 [DE] Germany M 96 09 540.7

[51] **LOC (6) Cl.** **14-03**

[52] **U.S. Cl.** **D14/138**

[58] **Field of Search** D14/137, 138,
D14/140, 142, 147, 148, 240, 248; 379/419,
420, 428, 440, 433, 434; 455/90, 550-575

[56] **References Cited**

U.S. PATENT DOCUMENTS

- D. 327,059 6/1992 Chu et al. D14/147 X
- D. 369,796 5/1996 Grewe D14/147 X
- D. 385,554 10/1997 Nuovo et al. D14/138
- D. 390,555 2/1998 Finke-anlauff D14/138
- 5,335,274 8/1994 Masuda et al. 379/433
- 5,485,517 1/1996 Gray 379/433
- 5,657,370 8/1997 Tsugane et al. 455/550

OTHER PUBLICATIONS

German advertisement, Nokia 8110i,, Jun. 12, 1997.

Primary Examiner—Jeffrey Asch
Attorney, Agent, or Firm—Hill & Simpson

[57] **CLAIM**

The ornamental design for a mobile radiotelephone device, as shown and described.

DESCRIPTION

FIG. 1 is a perspective view of a mobile radiotelephone device with a sliding cover in an extended condition in accordance with the present invention;

FIG. 2 is a top plan view of the mobile radiotelephone device with the cover in the retracted or closed position;

FIG. 3 is a top plan view of the mobile radiotelephone device with the sliding cover in the extended position;

FIG. 4 is a bottom plan view of the mobile radiotelephone device with the cover in the extended position;

FIG. 5 is a left side elevational view of the mobile radiotelephone device;

FIG. 6 is a right side elevational view of the mobile radiotelephone device;

FIG. 7 is an end view of the lower end of the mobile radiotelephone device with the sliding cover in the closed position; and,

FIG. 8 is an end view of the upper end of the closed mobile radiotelephone device.

1 Claim, 5 Drawing Sheets




FIG. 1

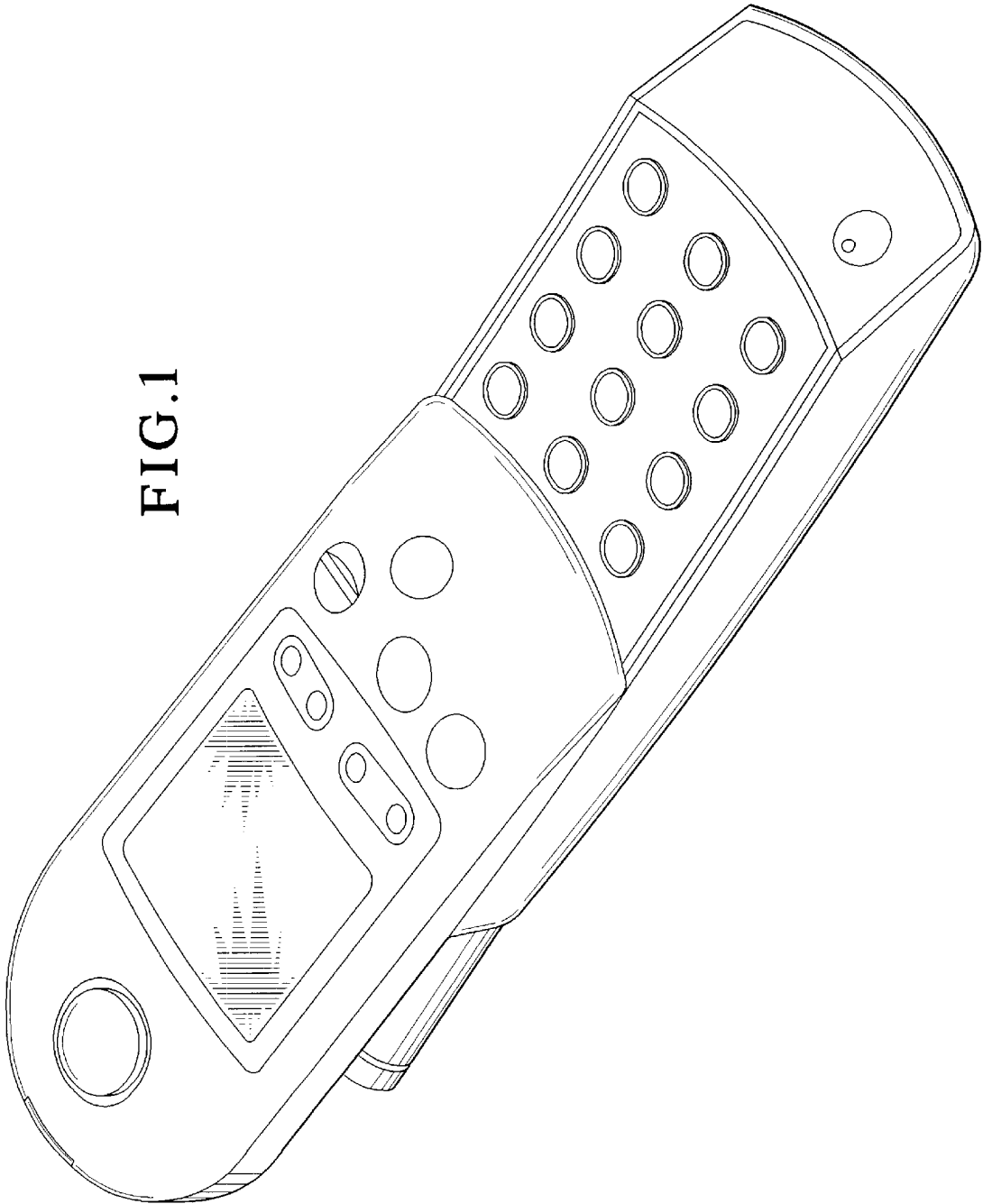


FIG. 2

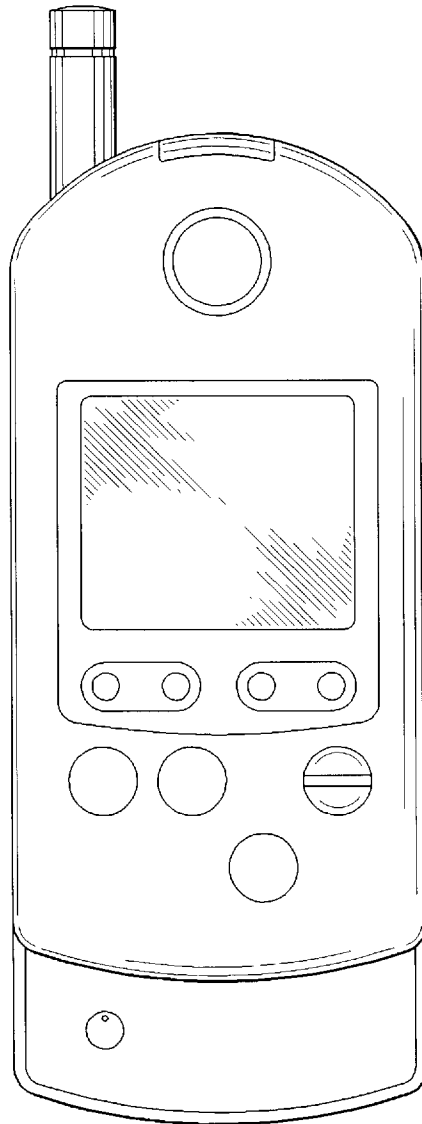


FIG. 3

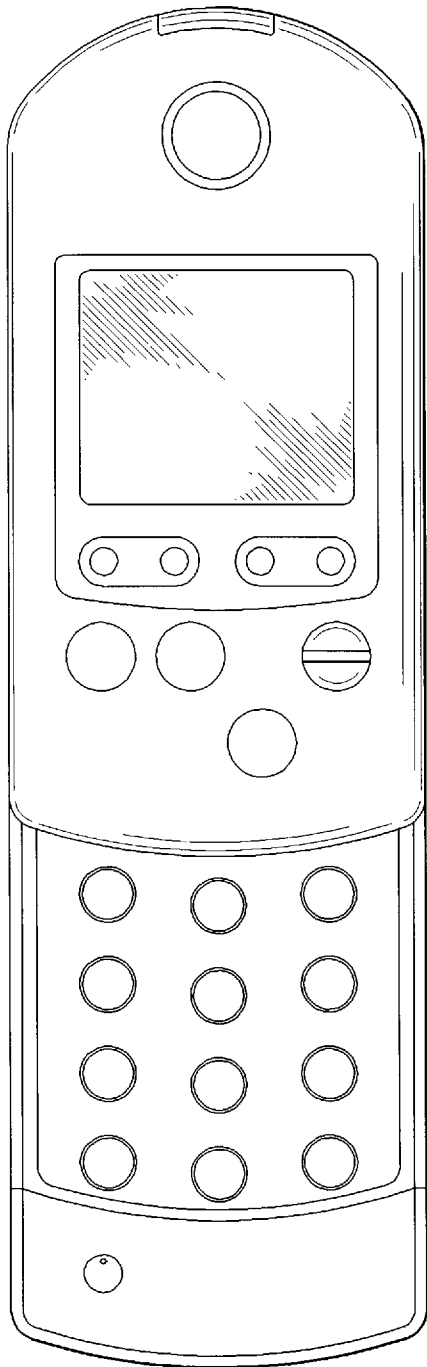


FIG. 4

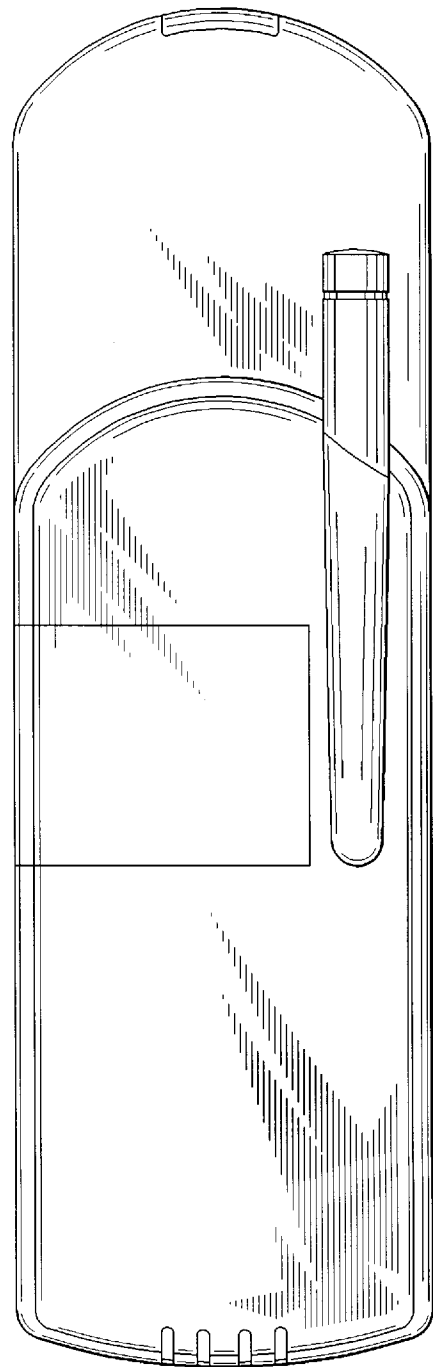


FIG. 5

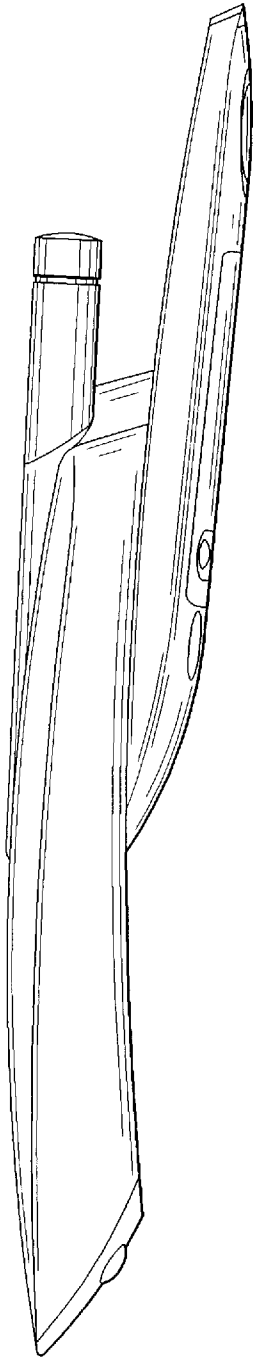


FIG. 6

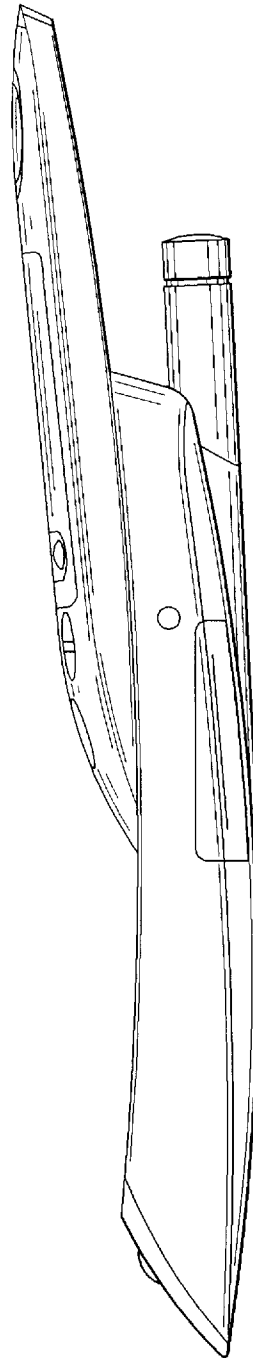


FIG. 7

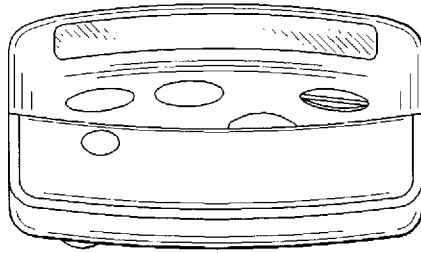


FIG. 8

