



US00D535586S

(12) **United States Design Patent**
Kudo et al.

(10) **Patent No.:** **US D535,586 S**

(45) **Date of Patent:** **** Jan. 23, 2007**

(54) **FRONT TOP COVER OF VEHICLES**

(75) Inventors: **Kazuhiro Kudo**, Wako (JP); **Tetsuya Nakazawa**, Wako (JP)

(73) Assignee: **Honda Motor Co. Ltd.**, Tokyo (JP)

(**) Term: **14 Years**

(21) Appl. No.: **29/236,894**

(22) Filed: **Aug. 24, 2005**

(30) **Foreign Application Priority Data**

Feb. 25, 2005 (JP) 2005-005480

(51) **LOC (8) Cl.** **12-11**

(52) **U.S. Cl.** **D12/107**

(58) **Field of Classification Search** D12/3,
D12/86, 87, 107, 110, 184, 186, 126, 173,
D12/90, 91; 180/225, 229, 233, 311, 312,
180/315, 69.2; 280/847-851, 152.1-152.3;
296/193.01, 193.11

See application file for complete search history.

(56) **References Cited**

U.S. PATENT DOCUMENTS

D512,001 S * 11/2005 Kato et al. D12/107
D517,450 S * 3/2006 Wu D12/107

FOREIGN PATENT DOCUMENTS

JP 1208352 S 6/2004

* cited by examiner

Primary Examiner—Alan P. Douglas

Assistant Examiner—Linda Brooks

(74) *Attorney, Agent, or Firm*—Arent Fox PLLC

(57) **CLAIM**

The ornamental design for a front top cover of vehicles as shown and described.

DESCRIPTION

FIG. 1 is a front view of a front top cover showing my new design.

FIG. 2 is a rear view thereof.

FIG. 3 is a plan view thereof.

FIG. 4 is a bottom view thereof.

FIG. 5 is a right side view thereof.

FIG. 6 is a left side view thereof.

FIG. 7 is a perspective view thereof as seen from the right front side.

FIG. 8 is a perspective view thereof as seen from the left front side.

FIG. 9 is a perspective view thereof as seen from the right rear side.

FIG. 10 is a perspective view thereof as seen from the left rear side; and,

FIG. 11 is a reference view of the front top cover on a reduced scale showing its state of use on a vehicle.

The surface contour of the bottom portion of the subject design is not part of the claimed subject matter. Moreover, the broken lines shown are for illustrative purposes only and form no part of the claimed design.

1 Claim, 6 Drawing Sheets

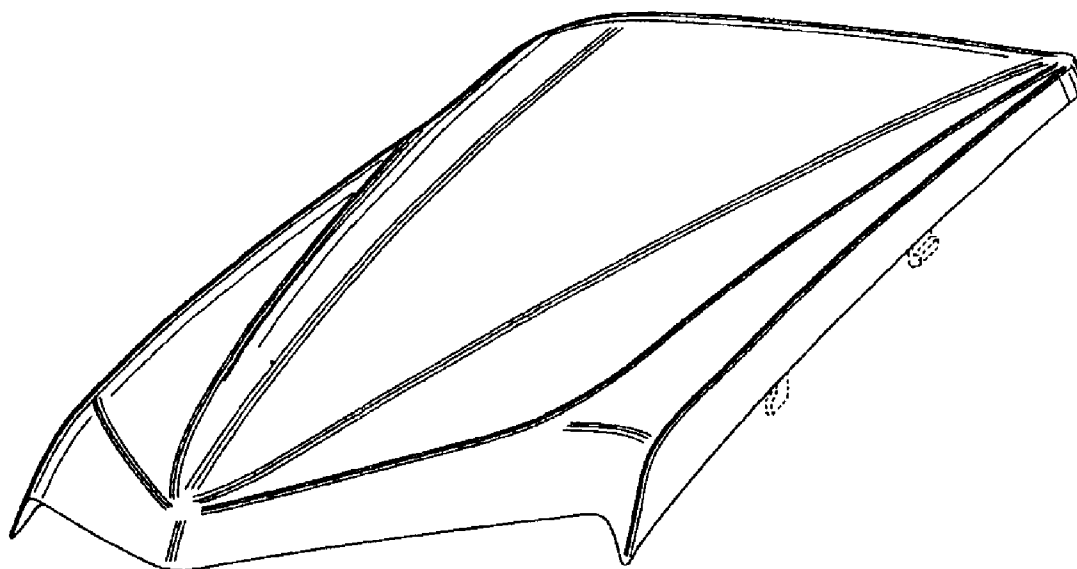


FIG.1

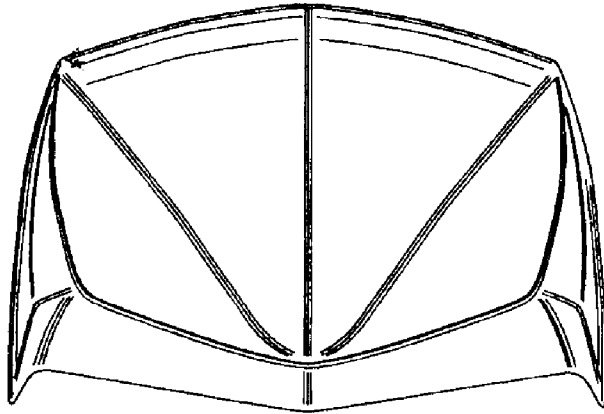


FIG.2




FIG.3

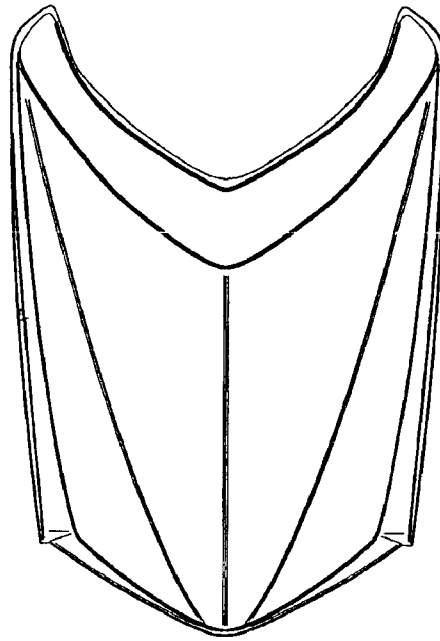


FIG.4




FIG.5

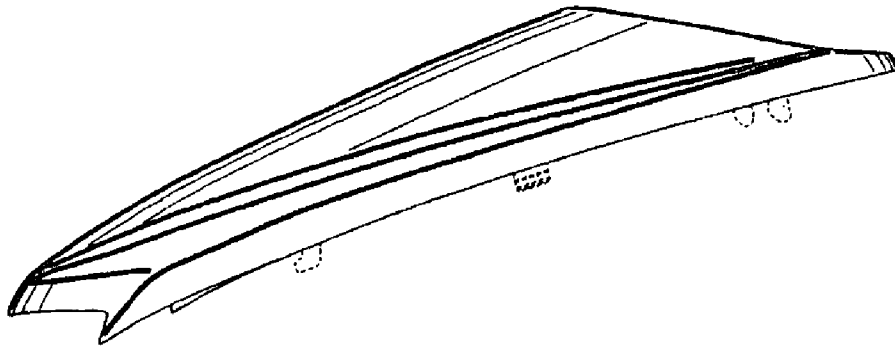


FIG.6

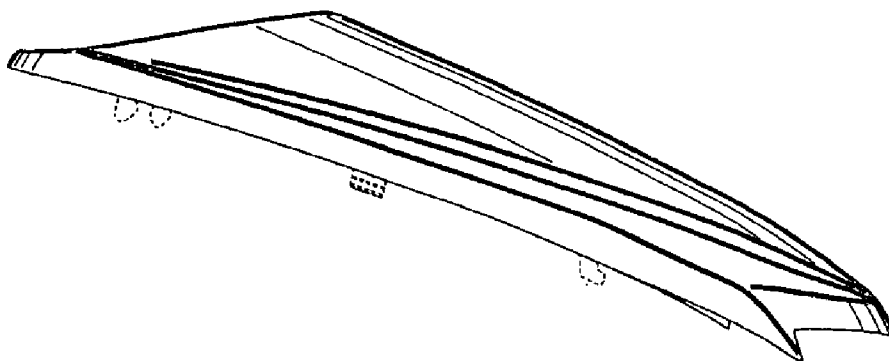


FIG.7

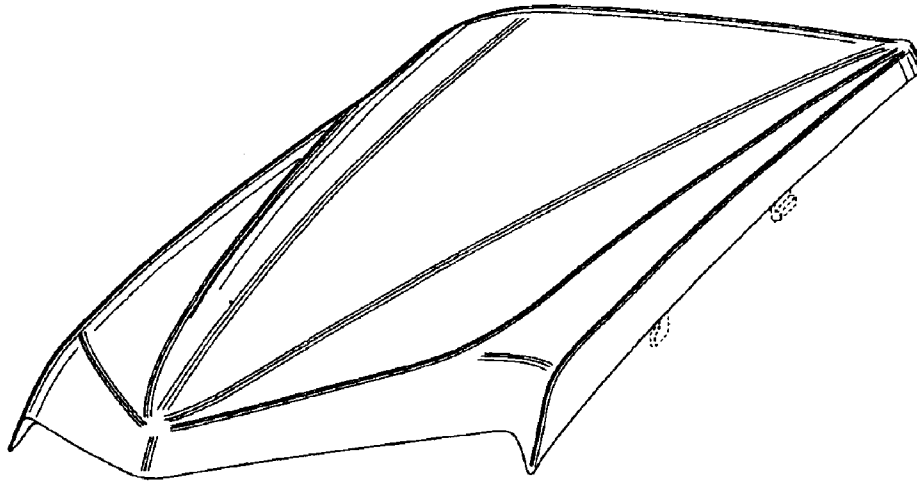


FIG.8

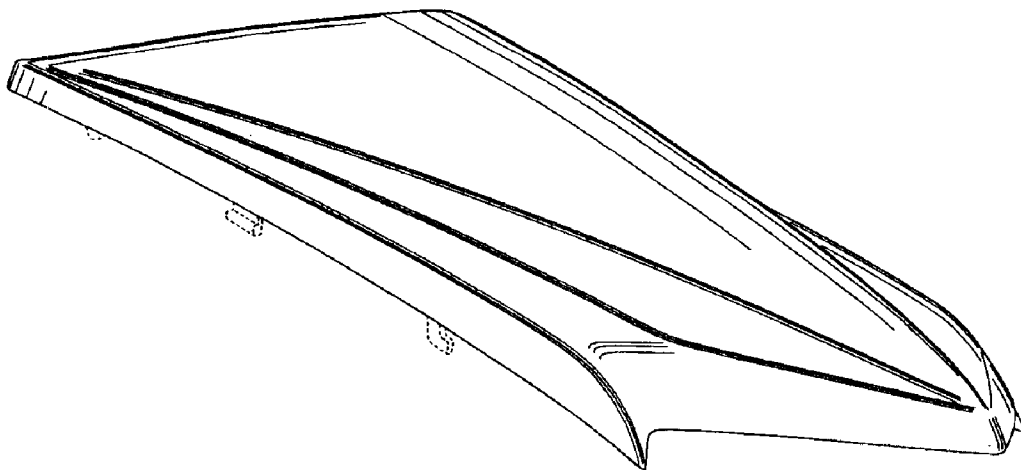


FIG.9




FIG.10

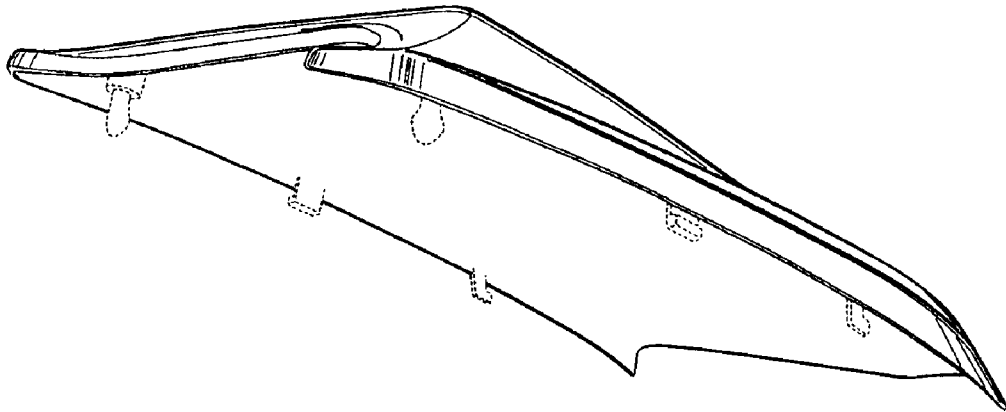


FIG.11

