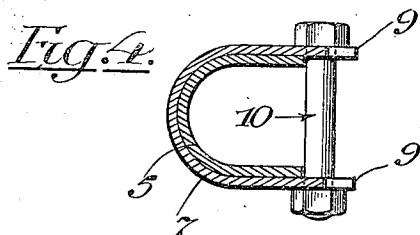
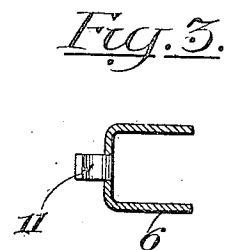
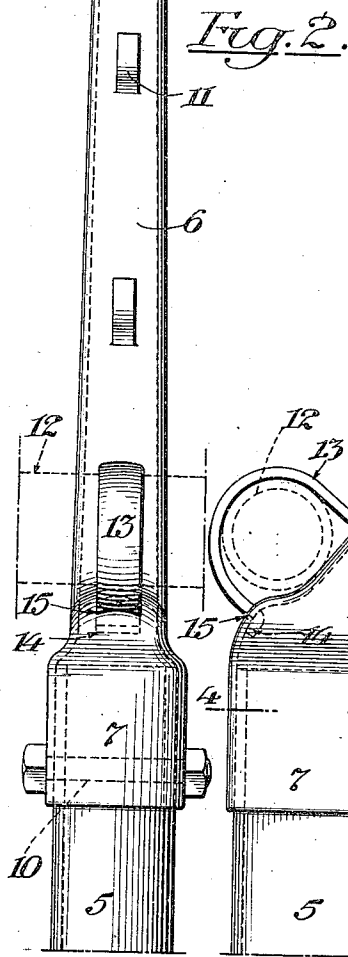
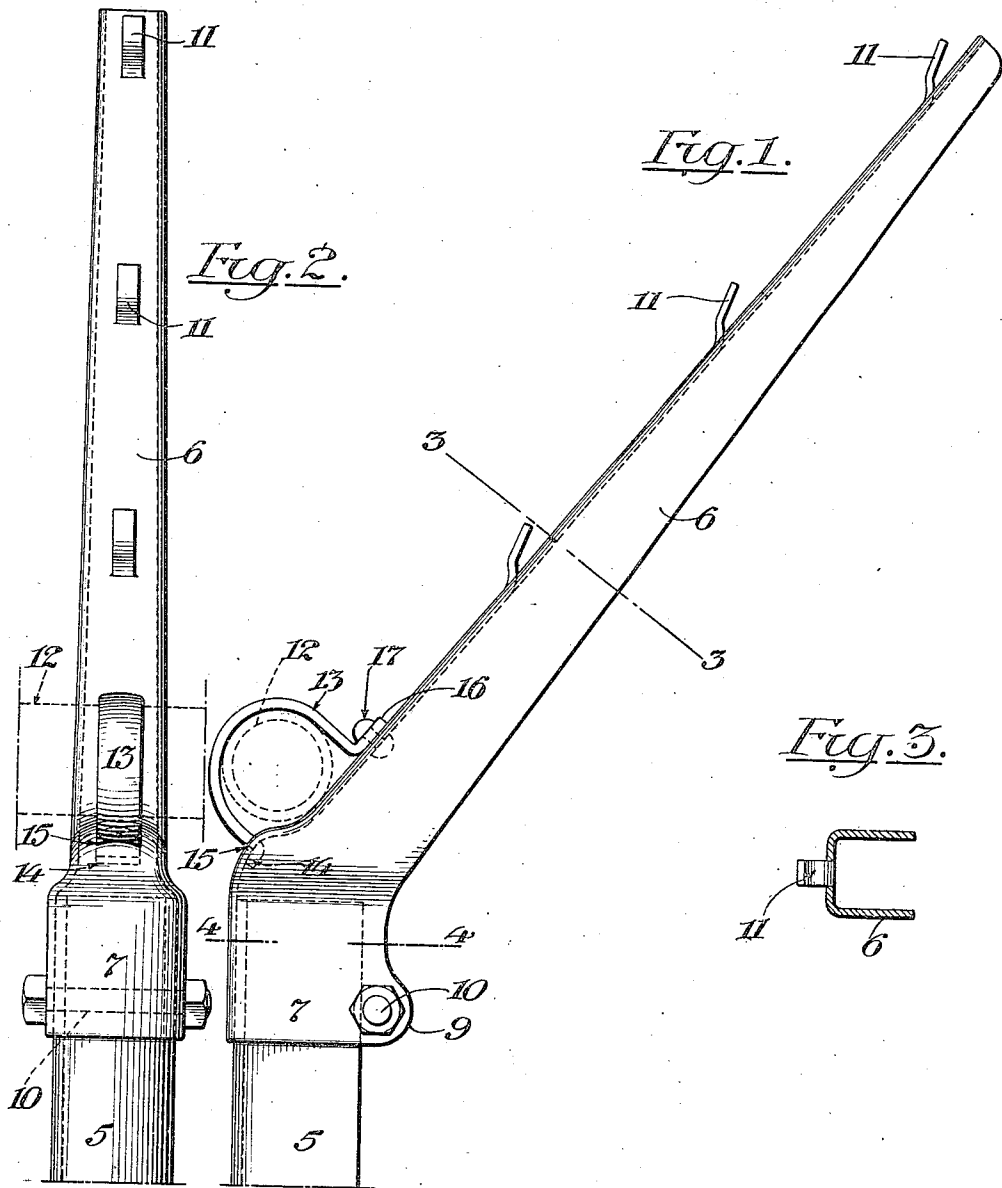


Jan. 2, 1923.

1,440,852

H. G. THOMSON.
TOPPING ARM FOR FENCEPOSTS.
FILED MAR. 25, 1921.



Inventor
Herbert G. Thomson
by his Attorney
John T. Nolan

UNITED STATES PATENT OFFICE.

HERBERT G. THOMSON, OF NEW YORK, N. Y.

TOPPING ARM FOR FENCEPOSTS.

Application filed March 25, 1921. Serial No. 455,450.

To all whom it may concern:

Be it known that I, HERBERT G. THOMSON, a citizen of the United States, and resident of the city of New York, in the county of New York and State of New York, have invented certain new and useful Improvements in Topping Arms for Fenceposts, of which the following is a specification.

This invention relates to fence construction, having especial reference to inclined topping arms which surmount the fence posts and support strands of barbed wire in a manner to present a formidable obstacle to fence climbers.

The object of my invention is to provide a metal topping arm having an integral base member which not only serves as a cap for the fence post, but also provides a simple and effective means whereby the arm can be readily and solidly affixed to the top of the post.

To this end my invention, generally stated, consists in a fence topping arm composed of a single piece of metal pressed into U-form and fashioned to provide an elongated body having a basal portion in angular relation thereto, which portion is constructed to embrace the top of the post and provide an effective clamping and supporting member for the arm.

The invention also comprises details of construction which will be hereinafter described and claimed.

In the drawings—

Figure 1 is a side elevation of my improved topping bar as applied to a fence post.

Fig. 2 is a front elevation of the same.

Figs. 3 and 4 are transverse sections, on the lines 3—3 and 4—4, respectively, of Fig. 1.

Referring to the drawings, 5 designates the upper end of one of the vertical U-bar posts between which the heavy woven wire fabric for the fence is stretched in the usual manner; and 6 designates my improved topping arm which is affixed to the top of the post 5. This arm is composed of a metal bar, preferably pressed steel, of U-form in cross-section. The body of the arm, which preferably tapers from its lower to its upper end, is formed with an expanded basal por-

tion 7 shaped to embrace and fit a substantial part of the top of the post 5. The side walls of the basal portion extend beyond the spaced vertical edges of the post, and are provided with perforated ears 9 for the passage of a cross-bolt 10, whereby the member 7 can be securely clamped against the opposing sides of the post. The bolt 10 bears against the vertical edges of the post and thus contributes materially to the support of the arm.

The upper portions of the sides and front of the basal member 7 are curved inwardly and merged with the adjacent portion of the arm body so as to provide a cap for the open top of the fence post, as shown. Suitably-disposed tongues 11, which provide fastenings for protective strands of barbed wire, are struck up from the body of the arm.

As a simple and efficient means to support a top rail 12 adjacent the basal member of the topping bar, a loop 13 which embraces the rail and clamps it in place, is provided. This loop preferably comprises a segmental metal member having at one end a tongue 14 which is hooked into a suitably-disposed slot 15 in the arm, and having at its other end a lug 16 which is imposed upon the exterior of the arm and is secured thereto by a rivet or bolt 17.

I claim—

The hereindescribed topping arm for U-bar fence posts, said arm composed of a single piece of metal pressed into U-form throughout its length to provide an elongated body having an expanded basal portion in angular relation thereto, the sides of said basal portion comprising yielding clamping members adapted to embrace the post and extend beyond the rear edges of the post, and the upper portions of the sides and front of said basal portion being curved inwardly and merged with the adjacent portion of the arm body to provide a cap for the open top of the post, and a bolt adapted to extend through the rearward side extensions of the basal portion and bear against the rearward edges of the post.

Signed at New York, in the county and State of New York, this 12th day of March, A. D. 1921.

HERBERT G. THOMSON.