

H.S. Carter,

Lounge.

No. 100,257.

Patented Mar. 1. 1870.

Fig. 1.

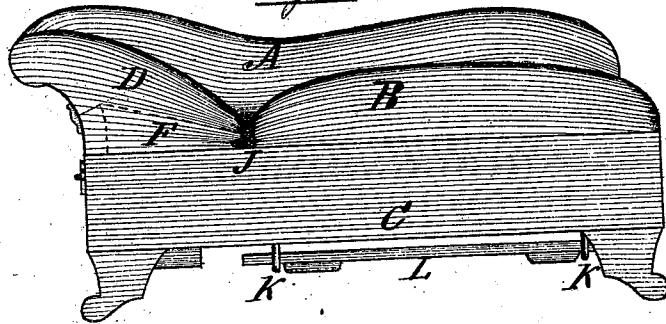


Fig. 2.

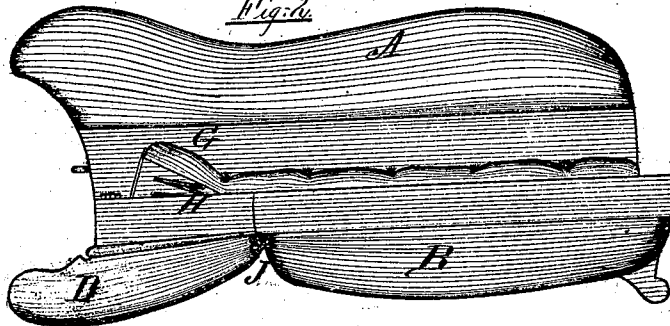
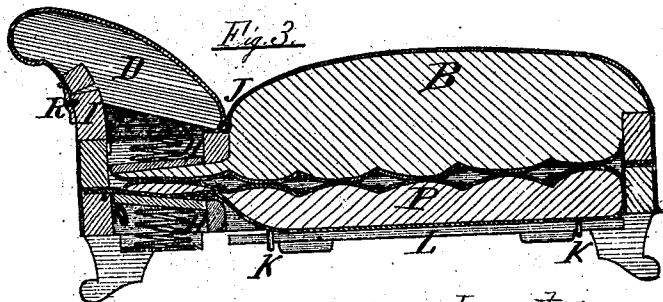


Fig. 3.



Witnesses.

E. C. Gibson.

G. L. Chapin.

Inventor.

Henry S. Carter

United States Patent Office.

HENRY S. CARTER, OF CHICAGO, ILLINOIS.

Letters Patent No. 100,257, dated March 1, 1870.

IMPROVED BED-LOUNGE.

The Schedule referred to in these Letters Patent and making part of the same.

To all whom it may concern:

Be it known that I, HENRY S. CARTER, of Chicago, in the county of Cook, and State of Illinois, have invented an Improved Bed-Lounge; and I do hereby declare that the following is a full, clear, and exact description thereof, which will enable those skilled in the art to make and use the same, reference being had to the accompanying drawings and letters marked thereon making a part of this specification, in which—

Figure 1 is a front elevation of my invention with my improvement attached, as it is shut together and used as a lounge.

Figure 2, a front elevation as it is used as a bed.

Figure 3, a longitudinal section of the same, showing the construction, whereby the folding part of the head is made to answer the purpose of a foot or leg of the bed-lounge when the folding part is turned down to be used as a bed, as the whole is hereinafter fully set forth.

The nature of the present invention consists in so forming the head of a folding bed-lounge that the said head may be raised up so as to form a perfect lounge, while it may be, by certain mechanism, so depressed as to form a suitable support for one end of the folding part when it is used as a bed. And further, in suspending the slats of the lounge below the rails of the same, by means of metal strips, as the whole is hereinafter fully described.

A represents the back; B, the folding part; and C, the bottom or frame-work of an ordinary bed-lounge, the part B, in fig. 2, being folded over to the front, as when the lounge is used as a bed.

D represents the head, which is jointed to folding part B, at J, so that it may be raised up, as shown at fig. 1, when the device is used as a lounge, and shut together, as shown at fig. 2, when used as a bed.

By this means the head part D is made to form a support for one end of the folding part B, while at the same time the latter is brought even with the main bed P, fig. 3.

The device for supporting the head D consists of a

hinged stop, I, fig. 3, which has a length corresponding to the width of the folding part B, and which is pushed in a recess under the head, when the latter is to be lowered, as shown at fig. 2, an ordinary button, R, being used to hold the stop in place when the latter is shut.

In this construction I do not claim broadly elevated heads, as those have been used before, the whole object being to give a suitable height to the head when used as a lounge, and to bring it together closely enough to support one end of the folding part when turned down.

The slats L of the main part of the lounge are suspended below it by means of bent rods K, fastened to the body of the lounge.

By this means a much thicker mattress can be used than when the slats are placed on cleats, fastened to the inside of the frame-work, while at the same time the cost of manufacture is not increased.

The folding part B and the main part P are provided with spring-heads G, whereby when the device is used as a bed, the head of a person may have a suitable incline, said heads G being shut up when used as a lounge.

Having thus described my invention,

What I claim, and desire to secure by Letters Patent of the United States, is—

1. The folding part B of a bed-lounge, provided with an adjustable head, D, which is so arranged by means of a hinged stop, I, that it may be elevated to form a suitable lounge, and also so that it will form a support for the folding part when opened, as set forth.

2. The combination of the adjustable head D, stop I, folding part B, spring-heads G, depending rods K, and slats L, with the body of the lounge P, as and for the purpose described.

HENRY S. CARTER.

Witnesses:

E. E. GIBSON,
G. L. CHAPIN.