

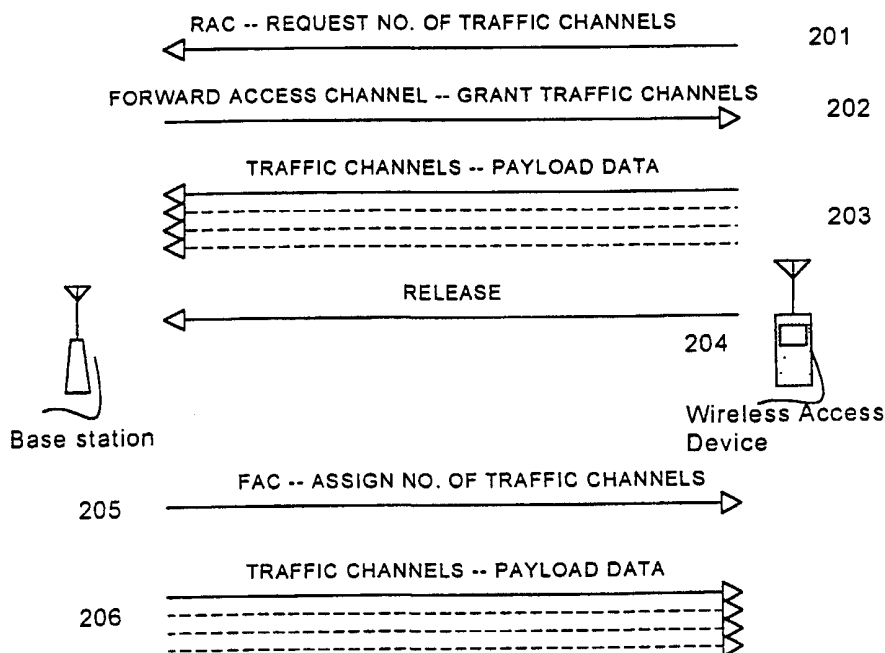


INTERNATIONAL APPLICATION PUBLISHED UNDER THE PATENT COOPERATION TREATY (PCT)

<p>(51) International Patent Classification ⁷ : H04B 7/26, H04Q 7/24</p>	<p>A1</p>	<p>(11) International Publication Number: WO 00/62449</p> <p>(43) International Publication Date: 19 October 2000 (19.10.00)</p>
--	------------------	---

<p>(21) International Application Number: PCT/US00/08783</p> <p>(22) International Filing Date: 3 April 2000 (03.04.00)</p> <p>(30) Priority Data: 09/288,229 8 April 1999 (08.04.99) US</p> <p>(71) Applicant: TANTIVY COMMUNICATIONS, INC. [US/US]; Suite 300, 2200 Front Street, Melbourne, FL 32901 (US).</p> <p>(72) Inventors: FERGUSON, Charles, T.; 425 Sparrow Drive, Satellite Beach, FL 32951 (US). GORSUCH, Thomas, E.; 530 Franklin Avenue, Indialantic, FL 32903 (US).</p> <p>(74) Agents: THIBODEAU, David, J., Jr. et al.; Hamilton, Brook, Smith & Reynolds, P.C., Two Militia Drive, Lexington, MA 02421 (US).</p>	<p>(81) Designated States: AE, AG, AL, AM, AT, AU, AZ, BA, BB, BG, BR, BY, CA, CH, CN, CR, CU, CZ, DE, DK, DM, DZ, EE, ES, FI, GB, GD, GE, GH, GM, HR, HU, ID, IL, IN, IS, JP, KE, KG, KP, KR, KZ, LC, LK, LR, LS, LT, LU, LV, MA, MD, MG, MK, MN, MW, MX, NO, NZ, PL, PT, RO, RU, SD, SE, SG, SI, SK, SL, TJ, TM, TR, TT, TZ, UA, UG, UZ, VN, YU, ZA, ZW, ARIPO patent (GH, GM, KE, LS, MW, SD, SL, SZ, TZ, UG, ZW), Eurasian patent (AM, AZ, BY, KG, KZ, MD, RU, TJ, TM), European patent (AT, BE, CH, CY, DE, DK, ES, FI, FR, GB, GR, IE, IT, LU, MC, NL, PT, SE), OAPI patent (BF, BJ, CF, CG, CI, CM, GA, GN, GW, ML, MR, NE, SN, TD, TG).</p> <p>Published <i>With international search report. Before the expiration of the time limit for amending the claims and to be republished in the event of the receipt of amendments.</i></p>
--	---

(54) Title: SYSTEM AND METHOD FOR EFFICIENT DATA TRANSMISSION ON WIRELESS ACCESS TO A NETWORK



(57) Abstract

Data is accessed from a network via a wireless communication link. A determination is made as to whether payload data has been received from a subscriber's terminal. If so, then a request is sent for a first set of traffic channels, and the payload data is transmitted over the first set of traffic channels.

FOR THE PURPOSES OF INFORMATION ONLY

Codes used to identify States party to the PCT on the front pages of pamphlets publishing international applications under the PCT.

AL	Albania	ES	Spain	LS	Lesotho	SI	Slovenia
AM	Armenia	FI	Finland	LT	Lithuania	SK	Slovakia
AT	Austria	FR	France	LU	Luxembourg	SN	Senegal
AU	Australia	GA	Gabon	LV	Latvia	SZ	Swaziland
AZ	Azerbaijan	GB	United Kingdom	MC	Monaco	TD	Chad
BA	Bosnia and Herzegovina	GE	Georgia	MD	Republic of Moldova	TG	Togo
BB	Barbados	GH	Ghana	MG	Madagascar	TJ	Tajikistan
BE	Belgium	GN	Guinea	MK	The former Yugoslav Republic of Macedonia	TM	Turkmenistan
BF	Burkina Faso	GR	Greece			TR	Turkey
BG	Bulgaria	HU	Hungary	ML	Mali	TT	Trinidad and Tobago
BJ	Benin	IE	Ireland	MN	Mongolia	UA	Ukraine
BR	Brazil	IL	Israel	MR	Mauritania	UG	Uganda
BY	Belarus	IS	Iceland	MW	Malawi	US	United States of America
CA	Canada	IT	Italy	MX	Mexico	UZ	Uzbekistan
CF	Central African Republic	JP	Japan	NE	Niger	VN	Viet Nam
CG	Congo	KE	Kenya	NL	Netherlands	YU	Yugoslavia
CH	Switzerland	KG	Kyrgyzstan	NO	Norway	ZW	Zimbabwe
CI	Côte d'Ivoire	KP	Democratic People's Republic of Korea	NZ	New Zealand		
CM	Cameroon		Republic of Korea	PL	Poland		
CN	China	KR	Republic of Korea	PT	Portugal		
CU	Cuba	KZ	Kazakstan	RO	Romania		
CZ	Czech Republic	LC	Saint Lucia	RU	Russian Federation		
DE	Germany	LI	Liechtenstein	SD	Sudan		
DK	Denmark	LK	Sri Lanka	SE	Sweden		
EE	Estonia	LR	Liberia	SG	Singapore		

SYSTEM AND METHOD FOR EFFICIENT DATA TRANSMISSION ON WIRELESS ACCESS TO A NETWORK

The present invention relates to a wireless communication system. In particular, the present invention relates to systems and methods for providing
5 wireless connections between a wireless access device and a network.

BACKGROUND

Wireless access for computing networks is known in the art. Typically such systems are implemented by a layered wireless communication system. Layered communication systems are characterized by levels of processing that are performed
10 for transmission and reception of a data signal. For example, a "physical layer" typically refers to processing that is performed to package a signal for radio transmission; it may include error coding, data interleaving digital code modulation, and other conventional processing. The physical layer can be contrasted with, for example, a "data layer" that performs processing to format a signal into a format
15 appropriate for delivery for the wireless device to the subscriber terminal.

Prior art systems are disadvantageous because the wireless access device maintains a channel on a physical layer when the subscriber terminal needs to maintain an active channel, even if there is no payload data being transferred over the physical channel. This system is bandwidth inefficient because data
20 transmissions in computer networks are "bursty," characterized by a short transfer of high-rate data, followed by a relatively long period in which no data are transferred. This inefficiency reduces the number of subscribers that can be working on a system.

Thus a need exists for a system in which a subscriber and a wireless-access
25 device can communicate along a layer of the connection, without activating the physical layer until payload data is intended to be sent.

SUMMARY OF THE INVENTION

To alleviate the problems inherent in the prior art, systems and methods are introduced to provide wireless communication to a network.

In one embodiment of the present invention, a wireless access device
5 determines whether payload data has been received from a subscriber's terminal. If
so, a first set of traffic channels is requested, and the payload data is transmitted via
the first set of traffic channels. A release message can then be sent, thereby freeing
the traffic channels from use.

BRIEF DESCRIPTION OF THE DRAWINGS

10 Figure 1 is a system overview of an embodiment of the present invention
including a wireless access device and a base station.

Figure 2 is a flowchart depicting an embodiment of a method of practicing
the present invention from the perspective of a wireless access device.

15 Figure 3 is a flowchart depicting a method of practicing another embodiment
of the present invention.

Figure 4 is a block diagram of an apparatus according to an embodiment of
the present invention, comprising a processor and a memory.

DETAILED DESCRIPTION

The present invention relates to a wireless communication system. In
20 particular, the present invention relates to network communication in a wireless
environment in which an idle mode is maintained until data is ready for
transmission, and then an active mode is entered for transmission.

Figure 1 is a block diagram illustrating a network-communication system
constructed in accordance with an embodiment of the present invention. The
25 communication system 100 can include network 101, base station 102, wireless
access device 103, and subscriber terminal 104. Wireless access device 103 is
typically a wireless, non-roaming device, although the present invention is not
limited to non-roaming devices.

Wireless access device 103 can receive payload data from subscriber
30 terminal 104, and transmit both payload and other types of data over communication

system 100. Wireless access device can communicate with network 101 through a wireless connection with base station 102. Wireless access device 103 can contain a buffer, or any kind of practicable storage device, to store data received from subscriber terminal 105, and can contain a processor that is capable of determining whether data is present in the buffer, and how much data is in the buffer. The processor can also transmit a request for traffic channels to carry payload data.

Base station 102 can send and receive data to and from both wireless access device 103 and network 101. Base station 102 can receive and process requests for channel assignment, and can assign traffic channels for payload data transmission between base station 102 and wireless access device 103. Base station 102 can also send and receive a release message, thereby deconstructing the assigned traffic channels after the data is sent or received, respectively.

In one embodiment of the present invention, there are at least two distinct network-communication modes. Note that in this context, a mode refers to one direction only, independent of another mode. For example, a device can be idle in the forward direction, but active in the reverse direction.

First is an idle mode, in which no payload data is sent, even though wireless access device 103 has registered with base station 102. In this idle mode, no data is sent. When there is data to be sent, the idle mode becomes an active mode in which traffic channels are assigned, data is transmitted over the traffic channels, and then the traffic channels are released. The network connection has now returned to idle mode. If there is more data to be sent from wireless access device to base station, or from base station to wireless access device, then an active mode is entered in which traffic channels are again assigned and payload data is again transmitted. Once this data is transmitted, the traffic channels are released, and the system again enters an idle mode. Thus, traffic channels are not assigned until some amount of data is present. In one embodiment of the present invention, channels are allocated on a per-subscriber basis. Thus, once traffic channels are requested, all of the allocated traffic channels can be assigned to carry transmitted data. Once this data is transmitted, the traffic channels are released and network awaits the next active mode.

In an embodiment of the present invention, the modes are defined in one direction only. For example, a wireless-access device can be in idle mode for sending information, but can be receiving information at the same time.

In another embodiment of the present invention, a third mode is employed. Specifically, a heartbeat mode is employed such that low-bandwidth timing signals are transmitted over a reverse control or non-traffic channel until payload data is present for transmission. If payload data is present for transmission, then the system enters an active mode as in the previous embodiment. That is, traffic channels are assigned, the payload data is transmitted over the traffic channels, and then the traffic channels are released.

Figure 2 is a flowchart of an overview of at least one embodiment of the present invention. In this embodiment, wireless access device 103 has received data from a subscriber terminal, and desires to transmit that data to a network such as the Internet through base station 102. At step 201, wireless access device 103 requests a number of traffic channels from base station 102. This request can be made over a reverse control or non-traffic channel.

At step 202, base station 102 grants the traffic channel request. This can be done by sending wireless access device 103 an explicit message over a forward control or non-traffic channel, thereby creating or constructing the traffic channels. Alternatively, although not shown, base station 102 can simply create or construct the traffic channels based on the request without sending an explicit grant.

Once the traffic channels are constructed, wireless access device 103 can transmit payload data to the base station at step 203, the payload data ultimately intended for a network. Once the payload data is sent, then at step 204, wireless access device 103 can send a release, prompting the base station to release the traffic channels. The system is now in idle mode.

If base station 102 has data to transmit to wireless access device 103, for example, a Web page in response to a URL received from the wireless access device, then in one embodiment of the present invention, base station 102 can send a message over a forward control or non-traffic channel to wireless access device 103 that a number of traffic channels has been assigned at step 205. Payload data can be

sent over the traffic channels at step 206, and the channels are released at step 207, placing the system back in idle mode.

In another embodiment of the present invention, step 205 does not include a message to wireless access device 104 that a number of traffic channels has been assigned. Rather, in this step, traffic channels are simply assigned, and then payload data is transmitted over the assigned channels at step 206.

As discussed above, the system can include a heartbeat mode in which low-bandwidth timing data is transmitted over a control or non-traffic channel. This heartbeat mode can take the place of the idle mode.

10 Figure 3 is a flowchart depicting a method of practicing an embodiment of the present invention. At step 301, the system is in idle mode. Although not shown, the system can instead be in a heartbeat mode. At step 302, it is determined whether payload data is present. If payload data is present, then at step 303, a number of traffic channels are requested from a base station. Once the traffic channels are assigned, the payload data is transmitted over the requested channels at step 304. The channels are then released, and the system returns to idle mode. In one embodiment of the present invention, a release message can be sent after the payload data is transmitted.

The constructed traffic channels can be one or many radio frequency channels, and the payload-data transmission can use code division multiple access (CDMA) transmission encoding.

Note that the flowcharts in the present document are numbered, and the claim steps are numbered or lettered, solely for the reader's convenience. The embodiment and the claims are not intended to imply an order to the steps; the steps can be performed in any order practicable.

25 Figure 4 is a block diagram of an apparatus according to an embodiment of the present invention. Figure 4 includes processor 401 and memory 402, with memory 402 storing instructions adapted to be executed on processor 401 to run any method embodiment of the present invention. For example, memory 402 can store instructions adapted to be executed on processor 401 to determine whether payload data is present, determine the size of the payload data, request a number of traffic channels, and then transmit the payload data over the traffic channels.

For the purposes of this application, memory includes any medium capable of storing instructions adapted to be executed by a processor. Some examples of such media include, but are not limited to, RAM, ROM, floppy disks, CDROM, magnetic tape, hard drives, optical storage units, and any other device that can store
5 digital information. In one embodiment, the instructions are stored on the medium in a compressed and/or encrypted format. As used herein, the phrase "adapted to be executed by a processor" is meant to encompass instructions stored in a compressed and/or encrypted format, as well as instructions that have to be compiled or installed by an installer before being executed by the processor.

10 The present invention has been described in terms of several embodiments solely for the purpose of illustration. Persons skilled in the art will recognize from this description that the invention is not limited to the embodiments described, but may be practiced with modifications and alterations limited only by the spirit and scope of the appended claims.

WHAT IS CLAIMED IS

1. A method for accessing data from a network via a wireless communication link, the method comprising the steps of:
 - (a) determining whether payload data has been received from a subscriber's terminal;
 - (b) requesting, based on said determining, a first set of traffic channels, the first set of traffic channels including at least one traffic channel; and
 - (c) transmitting the data over the requested first set of traffic channels.
2. The method of claim 1, wherein the transmitted data is transmitted via Code Division Multiple Access (CDMA) modulated radio signals.
3. The method of claim 1, further comprising:
 - (d) transmitting a release of the first set of traffic channels after the data is transmitted.
4. The method of claim 3, further comprising:
 - (e) receiving an assignment of a second set of traffic channels, the second set of traffic channels including at least one traffic channel; and
 - (f) receiving data over the second set of traffic channels.
5. The method of claim 3, wherein said requesting is performed over a reverse control or non-traffic channel.
6. A method for accessing data of a computer network via a wireless communication link, the method comprising the steps of:
 - (a) constructing a first set of traffic channels, the set of traffic channels containing at least one traffic channel;
 - (b) receiving, via the constructed first set of traffic channels, a request for a network address; and

- (c) receiving a release of the first set of traffic channels.
7. The method of claim 6, wherein the request for a network address is received over Code Division Multiple Access (CDMA) modulated radio signals.
8. The method of claim 6, further comprising the steps of:
- 5 (d) sending an assignment of a second set of traffic channels, the second set of traffic channels including at least one traffic channel; and
 - (e) sending data associated with the requested network address over the second plurality of traffic channels.
9. The method of claim 8, further comprising:
- 10 (f) receiving a request for the first plurality of traffic channels.
10. The method of claim 8, wherein said sending an assignment of a second set of traffic channels is sent via a forward control or non-traffic channel.
11. The method of claim 9, wherein the received request for the first plurality of traffic channels is received via a reverse control or non-traffic channel.
- 15 12. The method of claim 9, wherein the request for a first plurality of traffic channels includes information as to the size and number of channels needed.
13. An apparatus for accessing data of a computer network via a wireless communication link, the apparatus comprising:
- (a) a processor; and
 - 20 (b) a memory coupled to said processor, said memory storing instructions adapted to be executed by said processor, said instructions including:
 - (i) determining whether payload data has been received from a subscriber's terminal;

- (ii) requesting, based on the determination, a first set of traffic channels, the first set of traffic channels including at least one traffic channel; and
 - (iii) transmitting the data over the requested first set of traffic channels.
- 5
14. The apparatus of claim 13, wherein the transmitted data is transmitted via Code Division Multiple Access (CDMA) modulated radio signals.
15. The apparatus of claim 13, said memory storing further instructions adapted to be executed by said processor, said further instructions including:
- 10 (iv) transmitting a release of the first set of traffic channels after the data is transmitted.
16. The apparatus of claim 15, said memory storing further instructions adapted to be executed by said processor, said further instructions including:
- 15 (v) receiving an assignment of a second set of traffic channels, the second set of traffic channels including at least one traffic channel; and
- (vi) receiving data over the second set of traffic channels.
17. The apparatus of claim 15, wherein said requesting is performed over a reverse control or non-traffic channel.
- 20 18. An apparatus for accessing data of a computer network via a wireless communication link, the apparatus comprising:
- (a) a processor;
 - (b) a memory coupled to said processor, said memory storing instructions adapted to be executed by said processor, the instructions
- 25 including:
- (i) constructing a first set of traffic channels, the set of traffic channels containing at least one traffic channel;

- (ii) receiving, via the constructed first set of traffic channels, a request for a network address; and
 - (iii) receiving a release of the first set of traffic channels.

- 19. The apparatus of claim 18, wherein the request for a network address is received over Code Division Multiple Access (CDMA) modulated radio signals.
5

- 20. The apparatus of claim 18, said memory storing further instructions adapted to be executed by said processor, the further instructions comprising:
 - (iv) sending an assignment of a second set of traffic channels, the second set of traffic channels including at least one traffic channel; and
 - (v) sending data associated with the requested network address over the second plurality of traffic channels.10

- 21. The apparatus of claim 20, further comprising:
 - (vi) receiving a request for the first plurality of traffic channels.15

- 22. The apparatus of claim 20, wherein said sending an assignment of a second set of traffic channels is sent via a forward control or non-traffic channel.

- 23. The apparatus of claim 21, wherein the received request for the first plurality of traffic channels is received via a reverse control or non-traffic channel.

- 20 24. The apparatus of claim 21, wherein the request for a first plurality of traffic channels includes information as to the size and number of channels needed.

- 25. A medium for accessing data from a network via a wireless communication link, the medium storing instructions adapted to be executed on a processor, the instructions comprising:

- (a) determining whether payload data has been received from a subscriber's terminal;
- (b) requesting, based on the determination, a first set of traffic channels, the first set of traffic channels including at least one traffic channel;
- 5 and
- (c) transmitting the data over the requested first set of traffic channels.
26. The medium of claim 25, wherein the transmitted data is transmitted via Code Division Multiple Access (CDMA) modulated radio signals.
27. The medium of claim 25, said medium storing further instructions adapted to be executed on a processor, the further instructions comprising:
- 10 (d) transmitting a release of the first set of traffic channels after the data is transmitted.
28. The medium of claim 27, said medium storing further instructions adapted to be executed on a processor, the further instructions comprising:
- 15 (e) receiving an assignment of a second set of traffic channels the second set of traffic channels including at least one traffic channel; and
- (f) receiving data associated with the network address over the second set of traffic channels.
29. The medium of claim 27, wherein said requesting is performed over a reverse control or non-traffic channel.
- 20
30. A medium for accessing data of a computer network via a wireless communication link, the medium storing instructions adapted to be executed by a processor, the instructions comprising:
- (a) constructing a first set of traffic channels, the set of traffic channels containing at least one traffic channel;
- 25 (b) receiving, via the constructed first set of traffic channels, a request for a network address; and

- (c) receiving a release of the first set of traffic channels.
31. The medium of claim 30, wherein the request for a network address is received over Code Division Multiple Access (CDMA) modulated radio signals.
- 5 32. The medium of claim 30, said medium storing further instructions adapted to be executed on a processor, the further instructions including:
- (d) sending an assignment of a second set of traffic channels, the second set of traffic channels including at least one traffic channel; and
 - (e) sending data associated with the requested network address over the
- 10 second plurality of traffic channels.
33. The medium of claim 32, said medium storing further instructions adapted to be executed on a processor, the further instructions including:
- (f) receiving a request for the first plurality of traffic channels.
34. The medium of claim 32, wherein said sending an assignment of a second set
- 15 of traffic channels is sent via a forward control or non-traffic channel.
35. The medium of claim 34, wherein the received request for the first plurality of traffic channels is received via a reverse control or non-traffic channel.

COMMUNICATION SYSTEM 100

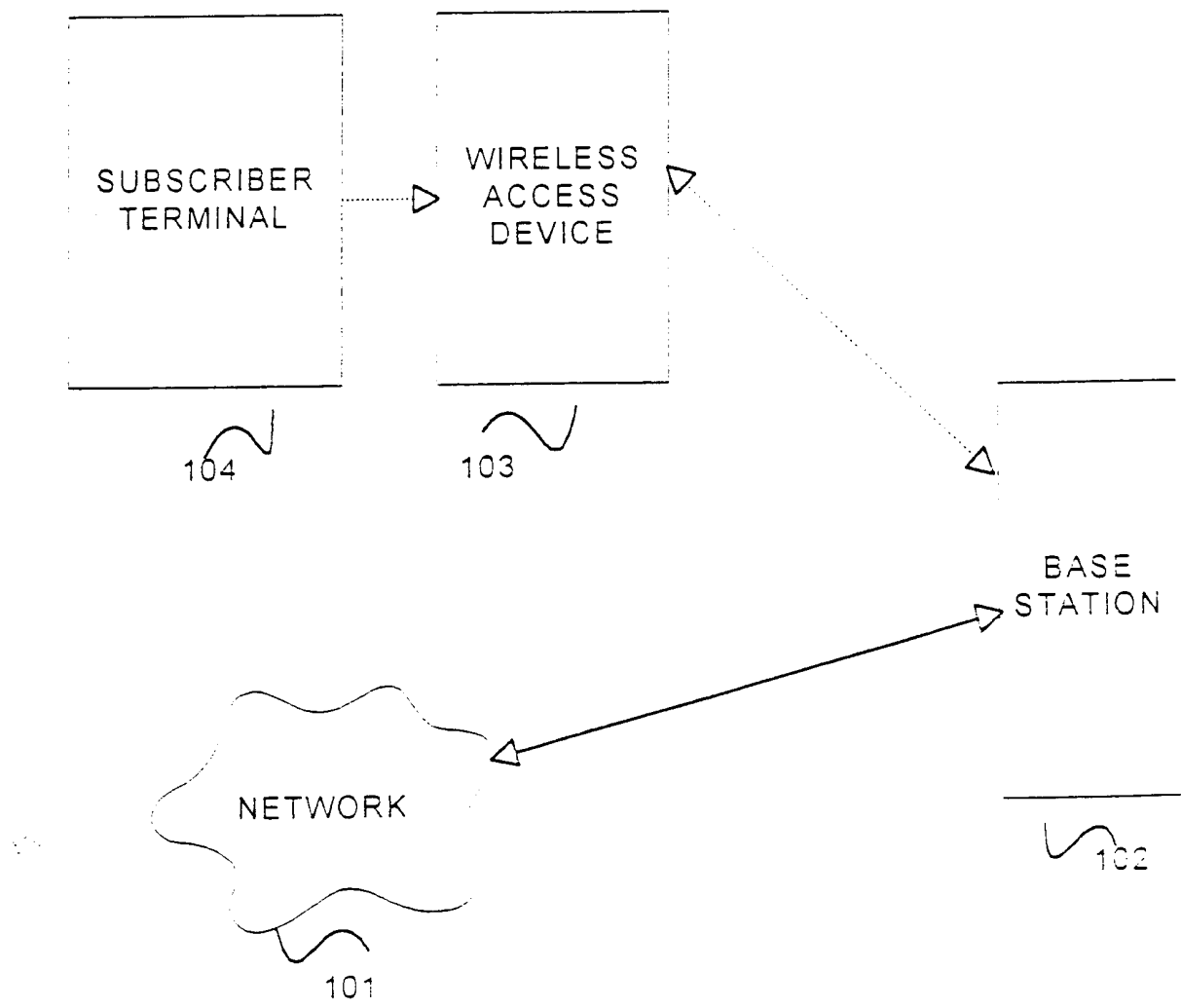


FIGURE 1

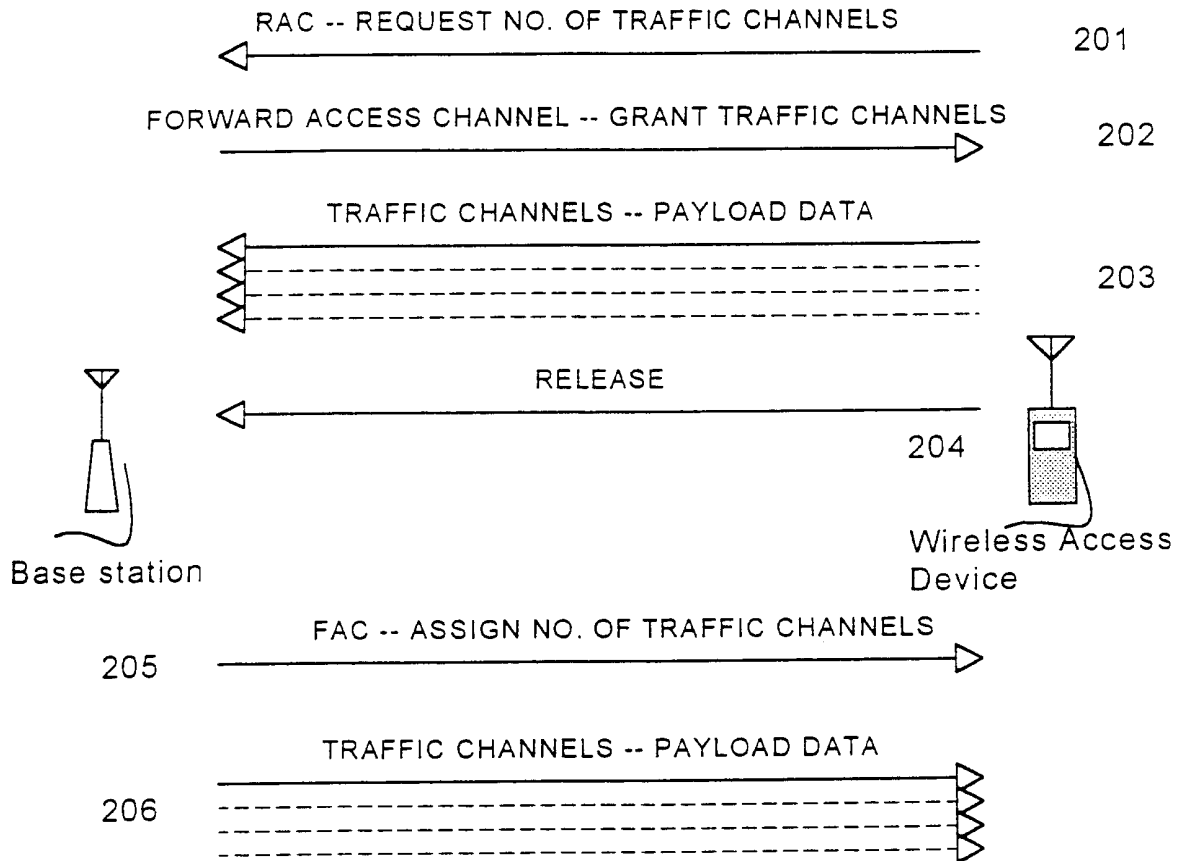


FIGURE 2

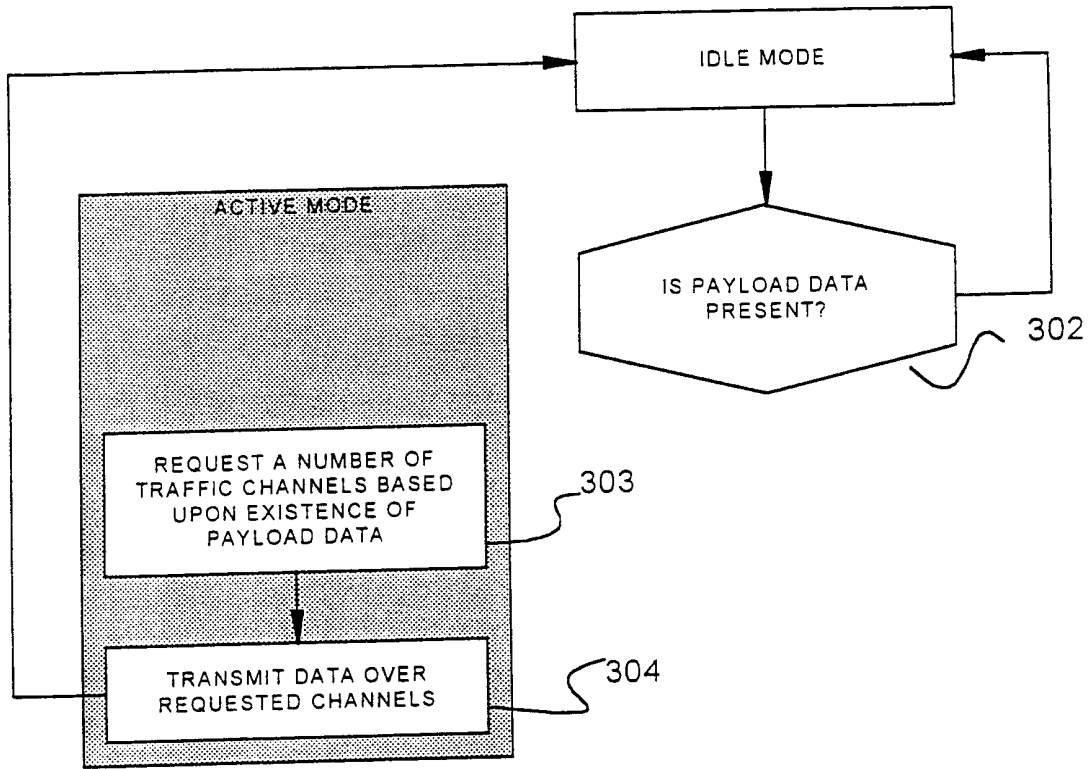


FIGURE 3

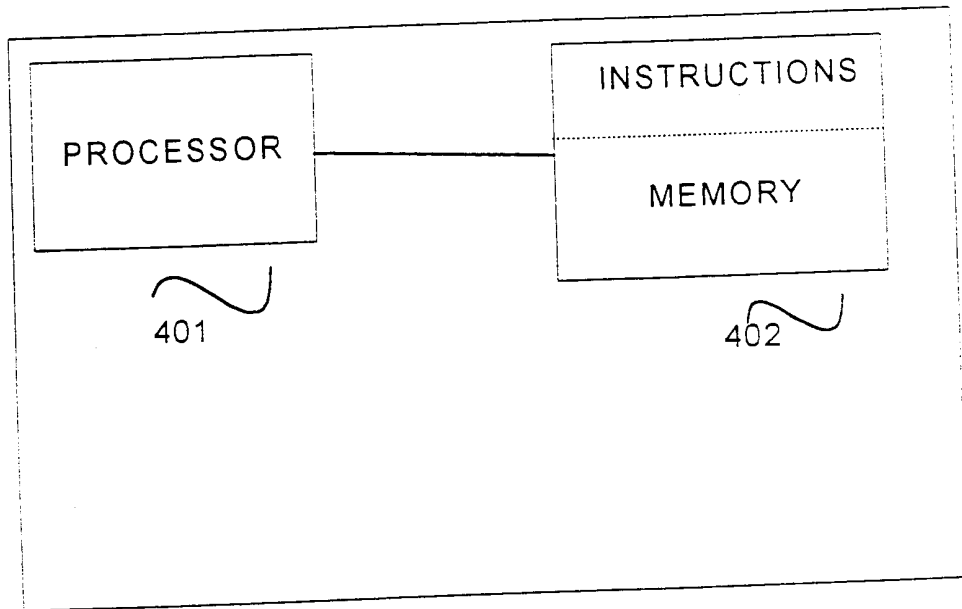


FIGURE 4

INTERNATIONAL SEARCH REPORT

International Application No

PCT/US 00/08783

A. CLASSIFICATION OF SUBJECT MATTER
 IPC 7 H04B7/26 H04Q7/24

According to International Patent Classification (IPC) or to both national classification and IPC

B. FIELDS SEARCHED

Minimum documentation searched (classification system followed by classification symbols)

IPC 7 H04L H04Q H04B

Documentation searched other than minimum documentation to the extent that such documents are included in the fields searched

Electronic data base consulted during the international search (name of data base and, where practical, search terms used)

EPO-Internal, WPI Data, INSPEC, PAJ

C. DOCUMENTS CONSIDERED TO BE RELEVANT

Category °	Citation of document, with indication, where appropriate, of the relevant passages	Relevant to claim No.
X	EP 0 642 283 A (NOKIA MOBILE PHONES LTD ;NOKIA TELECOMMUNICATIONS OY (FI)) 8 March 1995 (1995-03-08) abstract page 3, paragraph 2 - paragraph 3 page 4, line 30 - line 34 page 5, line 42 -page 6, line 51 page 7, line 27 - line 30 --- -/--	1-3, 5-11, 13-15, 17-23, 25-27, 29-35



Further documents are listed in the continuation of box C.



Patent family members are listed in annex.

° Special categories of cited documents :

"A" document defining the general state of the art which is not considered to be of particular relevance

"E" earlier document but published on or after the international filing date

"L" document which may throw doubts on priority claim(s) or which is cited to establish the publication date of another citation or other special reason (as specified)

"O" document referring to an oral disclosure, use, exhibition or other means

"P" document published prior to the international filing date but later than the priority date claimed

"T" later document published after the international filing date or priority date and not in conflict with the application but cited to understand the principle or theory underlying the invention

"X" document of particular relevance; the claimed invention cannot be considered novel or cannot be considered to involve an inventive step when the document is taken alone

"Y" document of particular relevance; the claimed invention cannot be considered to involve an inventive step when the document is combined with one or more other such documents, such combination being obvious to a person skilled in the art.

"&" document member of the same patent family

Date of the actual completion of the international search

1 September 2000

Date of mailing of the international search report

08/09/2000

Name and mailing address of the ISA

European Patent Office, P.B. 5818 Patentlaan 2
 NL - 2280 HV Rijswijk
 Tel. (+31-70) 340-2040, Tx. 31 651 epo nl,
 Fax: (+31-70) 340-3016

Authorized officer

Blanco Cardona, P

INTERNATIONAL SEARCH REPORT

International Application No
PCT/US 00/08783

C.(Continuation) DOCUMENTS CONSIDERED TO BE RELEVANT		
Category *	Citation of document, with indication, where appropriate, of the relevant passages	Relevant to claim No.
X	<p>EP 0 629 064 A (THOMSON CSF ;TRIALOG INF (FR)) 14 December 1994 (1994-12-14)</p> <p>abstract column 2, line 34 - line 49 column 3, paragraph 2 column 4, line 20 -column 6, line 8 ---</p>	<p>1,3,4, 13,15, 16,25, 27,28</p>
X	<p>EP 0 765 096 A (NIPPON TELEGRAPH & TELEPHONE) 26 March 1997 (1997-03-26)</p> <p>abstract page 5, line 20 -page 6, line 17 page 7, line 47 -page 8, line 45 ---</p>	<p>1,2,13, 14,25,26</p>
A	<p>EP 0 872 982 A (NOKIA MOBILE PHONES LTD) 21 October 1998 (1998-10-21)</p> <p>page 2, line 44 -page 3, line 8 page 4, paragraph 3 page 5, paragraph 4 - paragraph 5 claim 25 -----</p>	<p>2,7,12, 14,19, 24,26,31</p>

INTERNATIONAL SEARCH REPORT

Information on patent family members

International Application No

PCT/US 00/08783

Patent document cited in search report	Publication date	Patent family member(s)	Publication date
EP 0642283 A	08-03-1995	FI 933894 A JP 7170579 A US 5802465 A	07-03-1995 04-07-1995 01-09-1998
EP 0629064 A	14-12-1994	FR 2707445 A	13-01-1995
EP 0765096 A	26-03-1997	JP 3016718 B JP 9093646 A CN 1159110 A US 6078572 A JP 2912884 B JP 9233051 A	06-03-2000 04-04-1997 10-09-1997 20-06-2000 28-06-1999 05-09-1997
EP 0872982 A	21-10-1998	NONE	