

[54] HANDLE FOR AN ARTICLE OF FLATWARE

Attorney, Agent, or Firm—Mason, Fenwick & Lawrence

[75] Inventor: Henri Bouilhet, Paris, France

[57] CLAIM

[73] Assignee: Orfeverrie Christofle S.A., Paris, France

The ornamental design for a handle for an article of flatware, as shown and described.

[**] Term: 14 Years

DESCRIPTION

[21] Appl. No.: 219,641

FIG. 1 is a front elevational view of a handle for an article of flatware showing my new design;

[22] Filed: Jun. 23, 1988

FIG. 2 is a side elevational view thereof viewed from the left of FIG. 1, the opposite side elevation being substantially the mirror image thereof;

[52] U.S. Cl. D7/653

FIG. 3 is a rear elevational view thereof;

[58] Field of Search D7/642-645, D7/649-651, 653-657, 662, 664

FIG. 4 is a top view thereof, viewed from above FIG. 1;

[56] References Cited

FIG. 5 is a bottom view thereof, viewed from below FIG. 1;

U.S. PATENT DOCUMENTS

FIG. 6 is a sectional view on an enlarged scale taken on line 6-6 of FIG. 1; and

D. 40,124	7/1909	Crowell, Jr.	D7/653
D. 77,340	12/1928	Warren	D7/653
D. 80,213	12/1929	Allen	D7/653
D. 83,941	4/1931	Allen et al.	D7/653
D. 92,042	4/1934	Simms	D7/653

FIG. 7 is a sectional view on an enlarged scale taken on line 7-7 of FIG. 1.

The broken line showing of the fork tines in FIGS. 1-3 and 5 is illustrative of environmental structure only and forms no part of the claimed design.

Primary Examiner—Winifred E. Herrmann

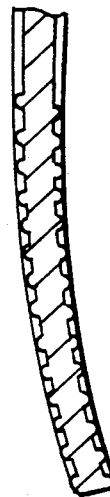
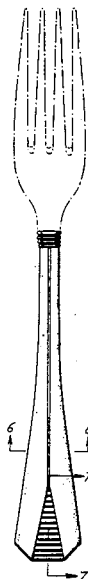


FIG-4



FIG-1

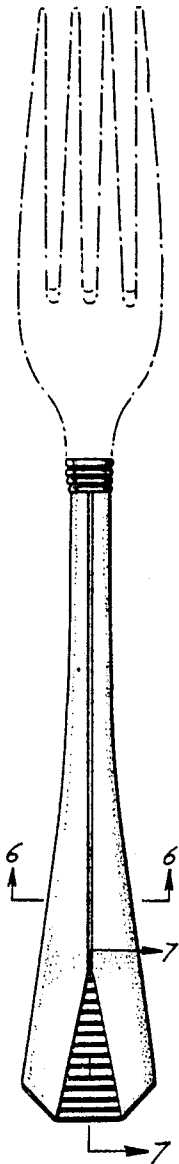


FIG-2

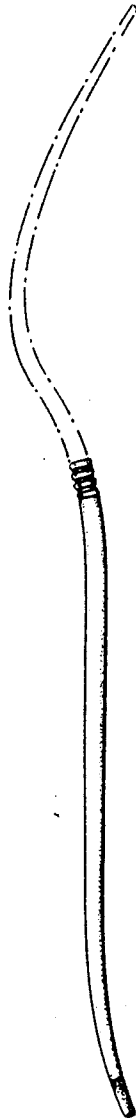


FIG-3

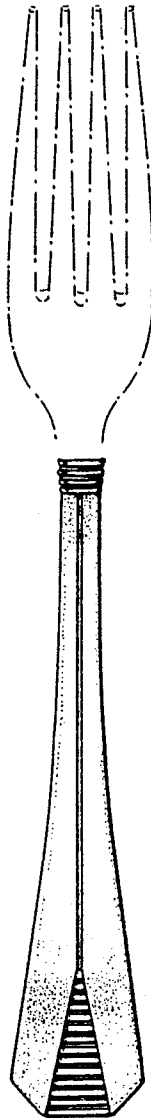


FIG-6

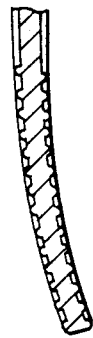


FIG-7



FIG-5