



US00D487534S

(12) **United States Design Patent**  
**Broersma**

(10) **Patent No.:** **US D487,534 S**

(45) **Date of Patent:** **\*\* Mar. 9, 2004**

(54) **GOGGLE, HELMET MASK COMBINATION**

(75) **Inventor:** **Lester Broersma, San Diego, CA (US)**

(73) **Assignee:** **JT USA, LLC.**

(\*\*) **Term:** **14 Years**

(21) **Appl. No.:** **29/156,602**

(22) **Filed:** **Mar. 5, 2002**

(51) **LOC (7) Cl.** ..... **29-02**

(52) **U.S. Cl.** ..... **D29/108**

(58) **Field of Search** ..... D29/102-110,  
D29/122; 2/5, 6.7, 8, 410, 421, 424, 425,  
9, 171.3, 906, 427, 441

(56) **References Cited**

**U.S. PATENT DOCUMENTS**

4,250,577 A \* 2/1981 Smith ..... 2/427  
D317,063 S \* 5/1991 Johnson ..... D29/110

5,148,550 A \* 9/1992 Hodgkinson et al. .... 2/424  
D407,858 S \* 4/1999 Cyr et al. .... D29/108  
6,363,528 B1 \* 4/2002 Cyr ..... 2/9  
D459,837 S \* 7/2002 Dupuis ..... D29/110

\* cited by examiner

*Primary Examiner*—Ruth McInroy

(74) *Attorney, Agent, or Firm*—Henri J. A. Charmasson;  
John D. Buchaca

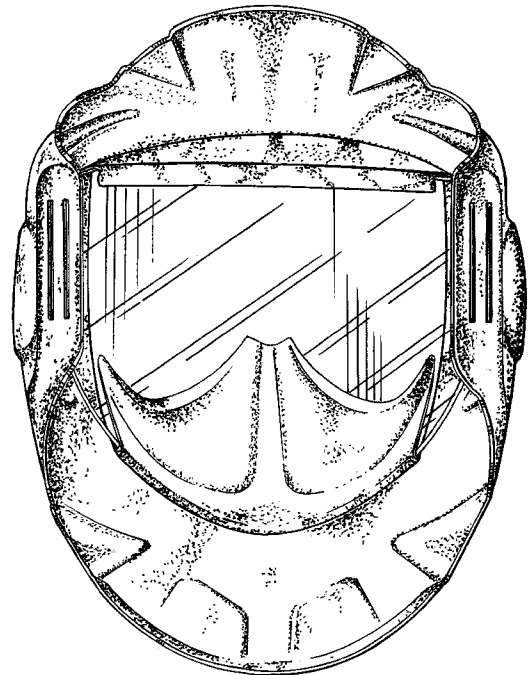
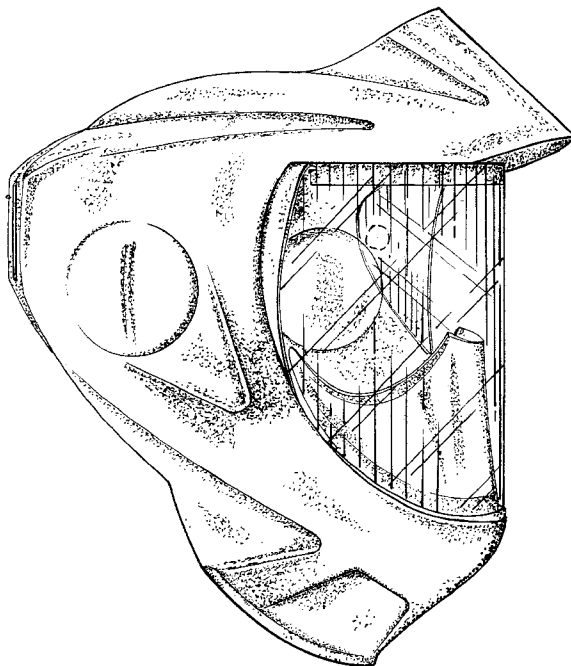
(57) **CLAIM**

The ornamental design for a goggle, helmet mask combination, as shown and described.

**DESCRIPTION**

FIG. 1 is a front and right side perspective view of a goggle, helmet and face mask combination showing my new design, the left side being a mirror image of the right side; and, FIG. 2 is a back perspective view thereof.

**1 Claim, 2 Drawing Sheets**



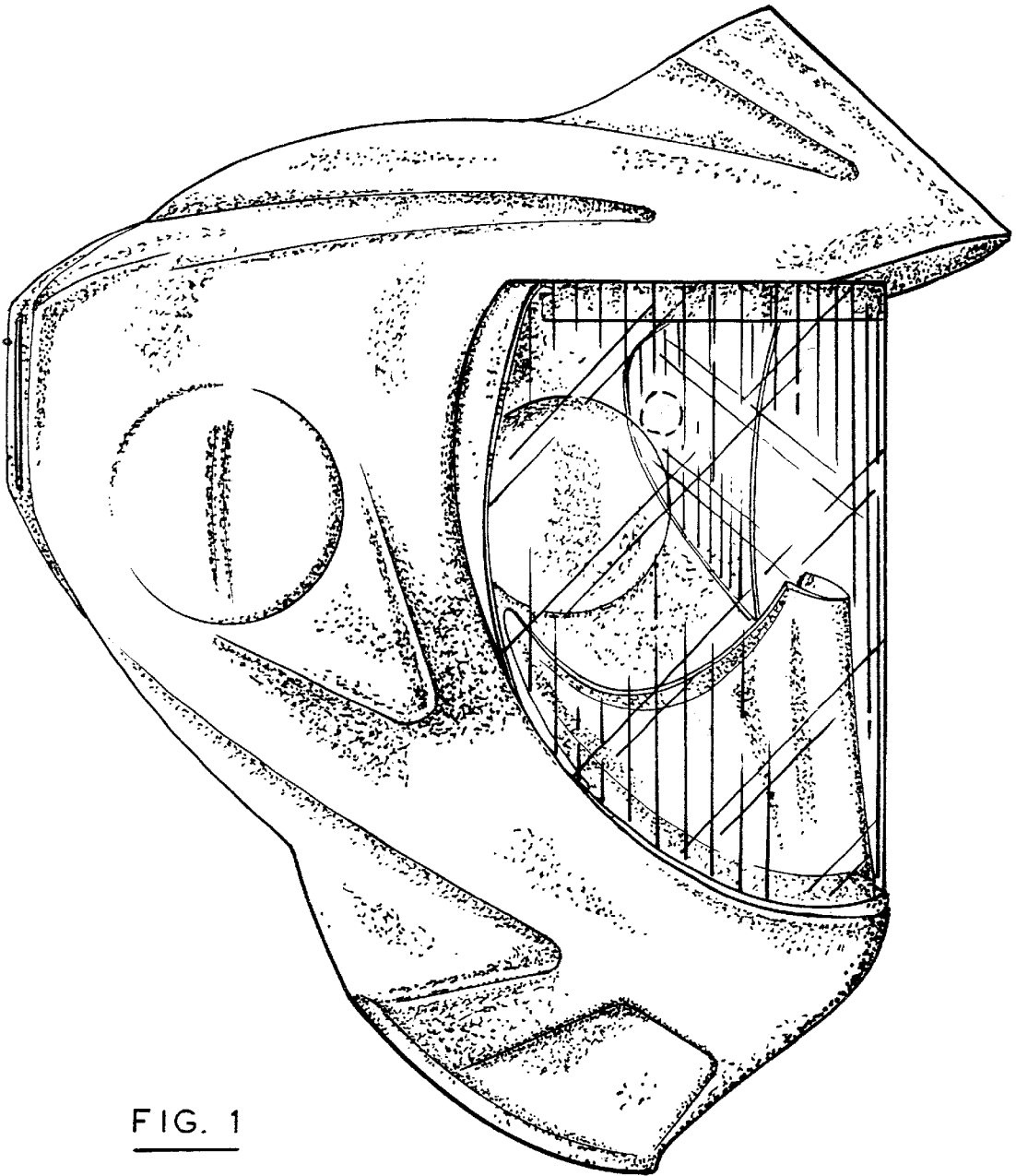


FIG. 1

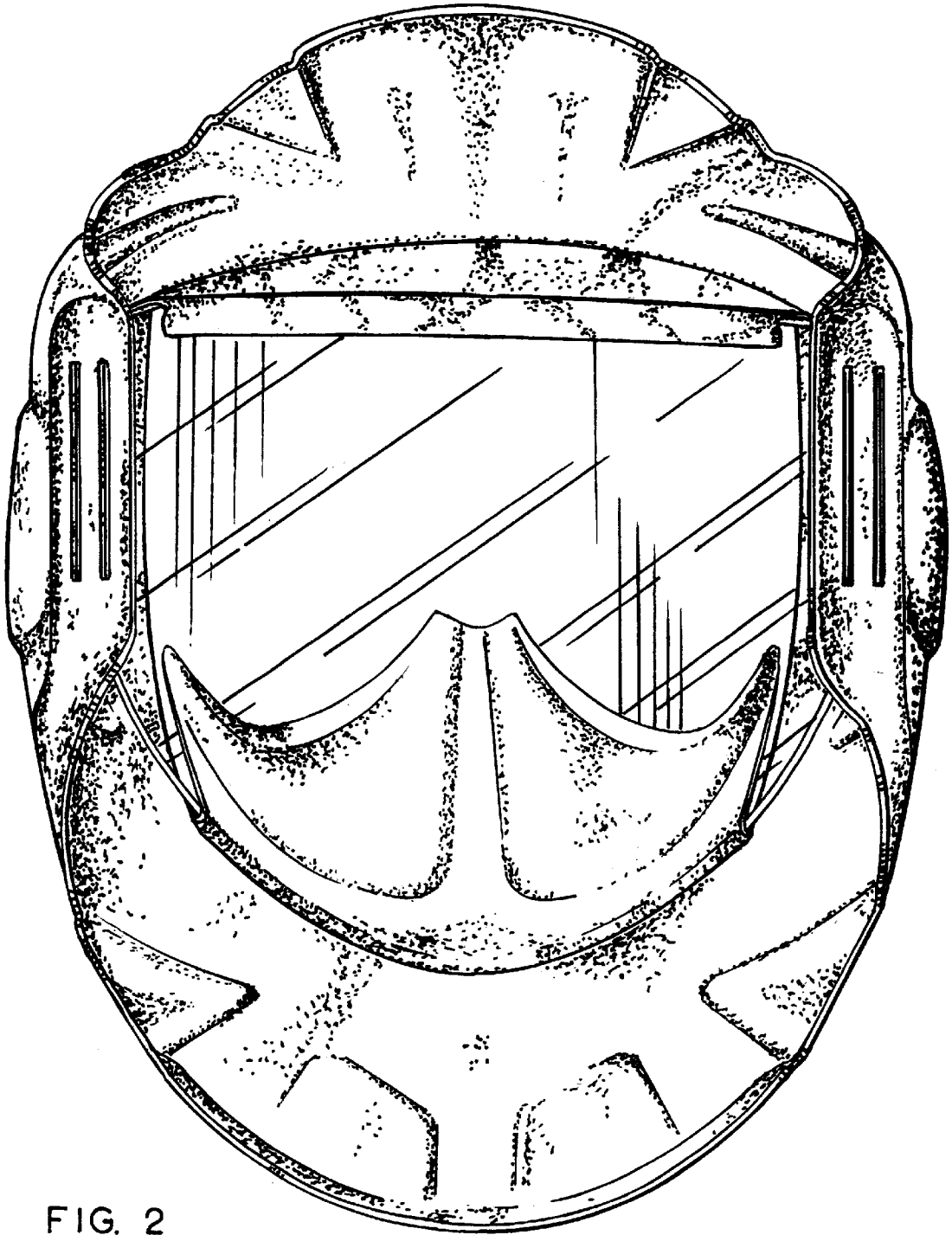


FIG. 2