

*J. B. Heich,
Egg-Beater,*

N^o 18849.

Patented Dec. 15, 1857.

Fig. 1.

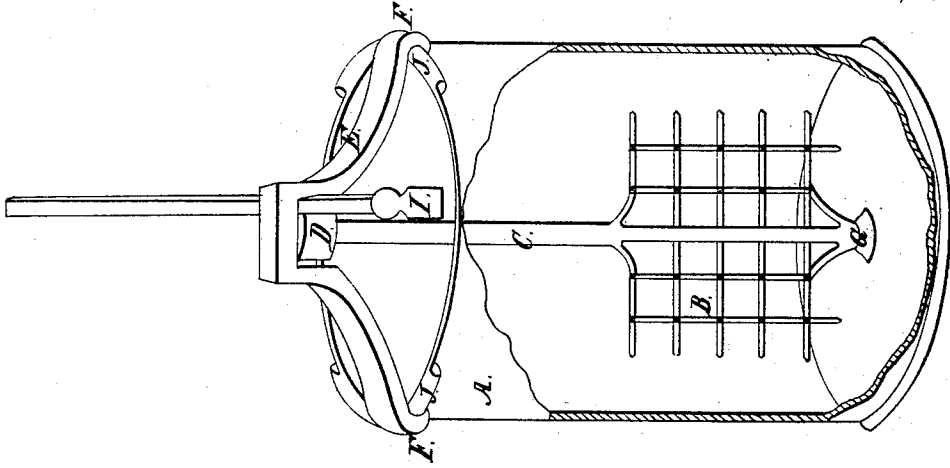


Fig. 4.



Fig. 5.




Fig. 3.

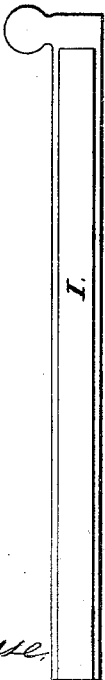
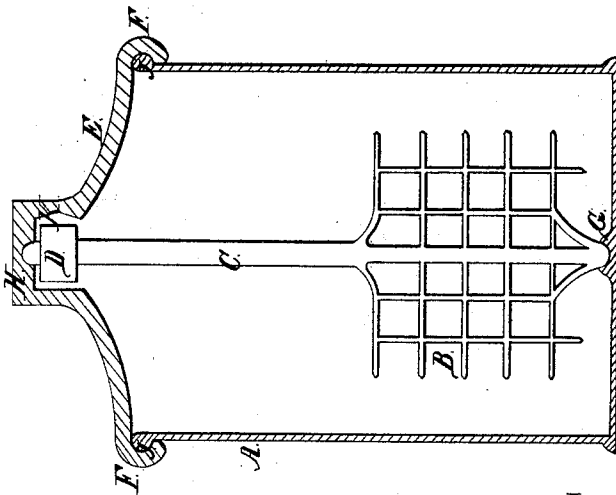


Fig. 2.



Inventor:

John B. Heich

Witnesses:

C. Morse

H. Hilley

UNITED STATES PATENT OFFICE.

JOHN B. HEICH, OF CINCINNATI, OHIO.

EGG-BEATER.

Specification of Letters Patent No. 18,849, dated December 15, 1857.

To all whom it may concern:

Be it known that I, JOHN B. HEICH, of Cincinnati, in the county of Hamilton and State of Ohio, have invented a new and Improved Egg-Beater; and I do hereby declare that the following is a full, clear, and exact description of the construction and operation of the same, reference being had to the annexed drawings, making a part of this specification, in which—

Figure 1 is a perspective view; Fig. 2 a sectional view; Fig. 3 is the bar which moves the beater, and Fig. 4 is a section of the same, and Fig. 5 is a sectional view of the india rubber disks as attached to the rod.

Like letters refer to the same parts in each.

A is the vessel.

B is the beater formed of net' work as shown.

C is the rod on which the beater is fastened, working in a socket at top and bottom marked G and H respectively.

D is a disk of india rubber or other elastic

material attached to the top of the above rod.

E is a bow provided with a slot K, in which the bar I works, and having lips F, F, sliding over corresponding lips J, J, on the top of the vessel A.

The beater is operated by the pressure produced upon the elastic disks D, by the motion backward and forward of the grooved bar I.

What I claim as my invention and desire to secure by Letters Patent is—

The bar I, elastic disk D, and beater B, in combination, with the bow E having lips F, F, and vessel A as provided with lips J, J, when said parts are constructed and arranged in relation to each other in the manner and for the purpose above set forth.

JOHN B. HEICH.

Witnesses:

EDWARD MORSE,

H. PHILLEY.