

(19) World Intellectual Property Organization
International Bureau



(43) International Publication Date
23 August 2007 (23.08.2007)

PCT

(10) International Publication Number
WO 2007/095513 A1

(51) International Patent Classification:

C07D 231/56 (2006.01) A61K 31/416 (2006.01)
C07D 403/12 (2006.01) A61P 25/04 (2006.01)
C07D 409/04 (2006.01)

(21) International Application Number:

PCT/US2007/062020

(22) International Filing Date:

13 February 2007 (13.02.2007)

(25) Filing Language:

English

(26) Publication Language:

English

(30) Priority Data:

60/773,184 14 February 2006 (14.02.2006) US

(71) Applicant (for all designated States except US):
JANSSEN PHARMACEUTICA, NV [BE/BE]; Turn-
houtseweg 30, B-2340 Beerse (BE).

(72) Inventors; and

(75) Inventors/Applicants (for US only): **LIOTTA, Fina**
[US/US]; 342 Edgewood Avenue, Westfield, NJ 07090
(US). **LU, Huajun** [CN/US]; 20 Jenna Drive, Bridgewater,
NJ 08807 (US). **WACHTER, Michael, P.** [US/US]; 52
North Street, Bloomsbury, NJ 08804 (US).

(74) Agents: **JOHNSON, Philip, S.** et al.; Johnson & Johnson,
One Johnson & Johnson Plaza, New Brunswick, NJ 08933
(US).

(81) Designated States (unless otherwise indicated, for every kind of national protection available): AE, AG, AL, AM, AT, AU, AZ, BA, BB, BG, BR, BW, BY, BZ, CA, CH, CN, CO, CR, CU, CZ, DE, DK, DM, DZ, EC, EE, EG, ES, FI, GB, GD, GE, GH, GM, GT, HN, HR, HU, ID, IL, IN, IS, JP, KE, KG, KM, KN, KP, KR, KZ, LA, LC, LK, LR, LS, LT, LU, LV, LY, MA, MD, MG, MK, MN, MW, MX, MY, MZ, NA, NG, NI, NO, NZ, OM, PG, PH, PL, PT, RO, RS, RU, SC, SD, SE, SG, SK, SL, SM, SV, SY, TJ, TM, TN, TR, TT, TZ, UA, UG, US, UZ, VC, VN, ZA, ZM, ZW.

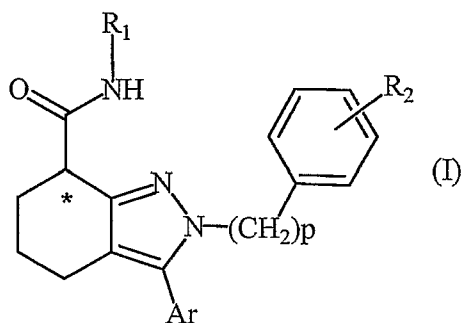
(84) Designated States (unless otherwise indicated, for every kind of regional protection available): ARIPO (BW, GH, GM, KE, LS, MW, MZ, NA, SD, SL, SZ, TZ, UG, ZM, ZW), Eurasian (AM, AZ, BY, KG, KZ, MD, RU, TJ, TM), European (AT, BE, BG, CH, CY, CZ, DE, DK, EE, ES, FI, FR, GB, GR, HU, IE, IS, IT, LT, LU, LV, MC, NL, PL, PT, RO, SE, SI, SK, TR), OAPI (BF, BJ, CF, CG, CI, CM, GA, GN, GQ, GW, ML, MR, NE, SN, TD, TG).

Published:

- with international search report
- before the expiration of the time limit for amending the claims and to be republished in the event of receipt of amendments

For two-letter codes and other abbreviations, refer to the "Guidance Notes on Codes and Abbreviations" appearing at the beginning of each regular issue of the PCT Gazette.

(54) Title: TETRAHYDRO-2H-INDAZOLE DERIVATIVES FOR USE AS CANNABINOID MODULATORS

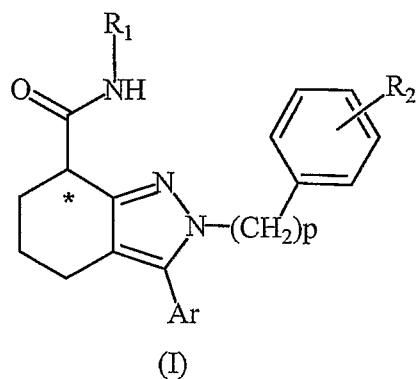


(57) Abstract: This invention is directed to a tetrahydro-2H-indazole pyrazole cannabinoid modulator compound of formula: (I); or a form thereof, wherein p, R₁, R₂ and Ar are as herein described and * represents a chiral center, and a method for use in treating, ameliorating or preventing a cannabinoid receptor mediated syndrome, disorder or disease.

WO 2007/095513 A1

ABSTRACT

This invention is directed to a tetrahydro-2H-indazole pyrazole cannabinoid modulator compound of formula (I):



5

or a form thereof, wherein p, R₁, R₂ and Ar are as herein described and * represents a chiral center, and a method for use in treating, ameliorating or preventing a cannabinoid receptor mediated syndrome, disorder or disease.

TETRAHYDRO-2H-INDAZOLE DERIVATIVES FOR USE AS CANNABINOID MODULATORS

CROSS-REFERENCE TO RELATED APPLICATIONS

This present application claims benefit of U.S. Provisional Patent Application Serial No. 60/773184, filed February 14, 2006, which is incorporated herein by
5 reference in its entirety and for all purposes.

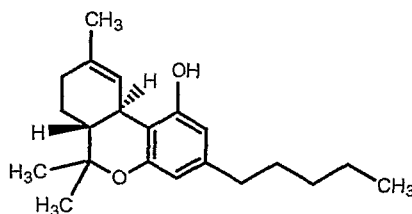
FIELD OF THE INVENTION

This invention is directed to tetrahydro-2H-indazole pyrazole cannabinoid (CB) modulator compounds and a method for use in treating, ameliorating or preventing a cannabinoid receptor mediated syndrome, disorder or disease.

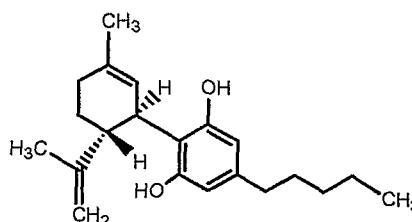
10

BACKGROUND OF THE INVENTION

Before the discovery of the cannabinoid CB1 and CB2 receptors, the term cannabinoid was used to describe the biologically active components of *cannabis sativa*, the most abundant of which are delta-9-tetrahydrocannabinol (THC) and cannabidiol.



THC



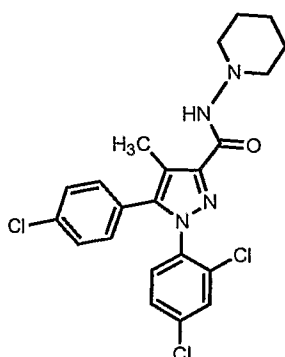
CANNABIDIOL

15

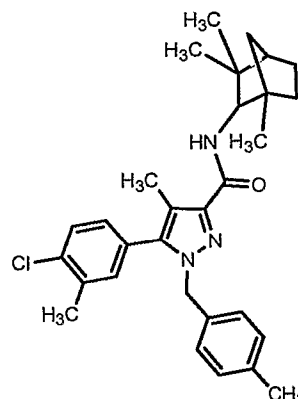
THC is a moderately potent partial agonist of the CB1 and CB2 receptors and is considered the "classical cannabinoid," a term now used to refer to other analogues and derivatives that are structurally related to the tricyclic dibenzopyran THC core. The term "nonclassical cannabinoid" refers to cannabinoid agonists structurally related to cannabidiol.

20

Pharmacological investigations have concentrated on selective CB receptor modulators of the pyrazole structural class, which include SR 141716A (the monohydrochloride salt of SR 141716) and SR 144528.



SR 141716



SR 144528

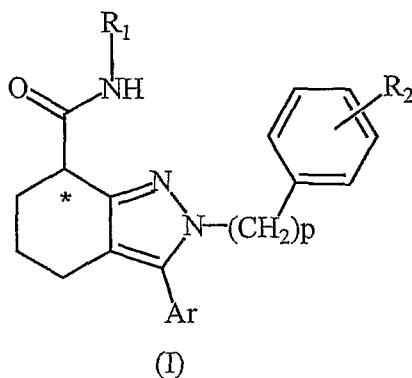
Pyrazole cannabinoid modulators are one among the many different structural classes which have aided the development of CB pharmacology, have helped to determine the biological effects mediated by the cannabinoid receptors, will lead to further refinement of current compounds and will be a source of new chemical classes in the future.

Certain compounds (including SR 141716, SR 144528 and the like) that were originally classified as selective antagonists are now considered to act as "inverse agonists" rather than pure antagonists. Inverse agonists have the ability to decrease the constitutive level of receptor activation in the absence of an agonist instead of only blocking the activation induced by agonist binding at the receptor. The constitutive activity of CB receptors has important implications since there is a level of continuous signaling by both CB1 and CB2 even in the absence of an agonist. For example, SR 141716A increases CB1 protein levels and sensitizes cells toward agonist action, thus indicating that inverse agonists may be another class of ligands used to modulate the endocannabinoid system and the downstream signaling pathways activated by CB receptors.

Advances in the synthesis of CB and cannabimimetic ligands have furthered the development of receptor pharmacology and provided evidence for the existence of additional cannabinoid receptor sub-types. However, there remains an ongoing need for the identification and development of CB1 or CB2 receptor cannabinoid modulators for the treatment of a variety of CB receptor modulated syndromes, disorders and diseases.

SUMMARY OF THE INVENTION

This invention is directed to a tetrahydro-2H-indazole pyrazole cannabinoid modulator compound of formula (I):



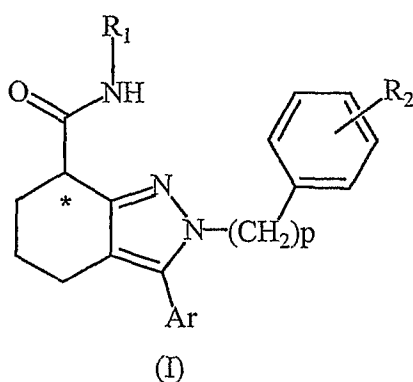
- 5 or a form thereof, wherein p, R₁, R₂ and Ar are as herein described and * represents a chiral center.

This invention is also directed to a method for use of a compound of formula (I) in treating, ameliorating or preventing a cannabinoid receptor mediated syndrome, disorder or disease.

- 10 This invention is further directed to a method for treating, ameliorating or preventing a cannabinoid receptor mediated syndrome, disorder or disease in a subject in need thereof comprising administering to the subject an effective amount of a compound of formula (I).

DETAILED DESCRIPTION OF THE INVENTION

- 15 This invention is directed to a compound of formula (I):



or a form thereof wherein

- 5 R₁ is selected from R₃, (R₃)amino (wherein amino is optionally further substituted with one alkyl substituent), (R₃)alkyl (wherein alkyl is optionally further substituted with one, two or three substituents each selected from halogen, hydroxy, alkoxy, carboxy or alkoxy-carbonyl) or {[(R₃)(alkyl)]aminocarbonyl}alkyl (wherein each instance of alkyl is optionally further substituted with one, two or three substituents each selected from halogen, hydroxy, alkoxy, carboxy or alkoxy-carbonyl);
- 10 R₃ is selected from aryl, C₃-C₁₂cycloalkyl or heterocyclyl each optionally substituted with one, two or three substituents each selected from hydroxy, oxo, halogen, amino, alkylamino, alkyl (optionally substituted with one or two substituents each selected from halogen, hydroxy, alkoxy or aryl), alkoxy (optionally substituted with one or two substituents each selected from halogen, hydroxy or aryl), carboxy, alkoxy-carbonyl, aminocarbonyl, alkylaminocarbonyl, aryl, aryloxy or heterocyclyl;
- 15 p is 0, 1 or 2;
- R₂ is one, two or three substituents each selected from hydrogen, halogen, alkyl (optionally substituted with one or two substituents each selected from halogen, hydroxy or alkoxy), hydroxy or alkoxy (optionally substituted with one or two substituents each selected from halogen or hydroxy);
- 20 Ar is selected from aryl, C₃-C₁₂ cycloalkyl or heterocyclyl, each optionally substituted with one, two or three substituents each selected from halogen, alkyl (optionally substituted with one or two substituents each selected from halogen, hydroxy or alkoxy), hydroxy or alkoxy (optionally substituted with one or two substituents each selected from halogen or hydroxy); and
- 25 * represents a chiral center.

An example of the present invention is a compound of formula (I) or form thereof wherein R₁ is selected from R₃, (R₃)amino, [(alkyl)(R₃)]amino, (R₃)alkyl, [(hydroxy)(R₃)]alkyl, [(alkoxy-carbonyl)(R₃)]alkyl or [({[(alkoxy-carbonyl)(R₃)]alkyl}aminocarbonyl)(carboxy)]alkyl.

An example of the present invention is a compound of formula (I) or form thereof wherein R_1 is selected from R_3 , (R_3) amino, [(alkyl)(R_3)]amino, -CH[(CH_3)(R_3)], -CH[(CH_2 -hydroxy)(R_3)], -CH[(CO_2CH_3)(CH_2R_3)] or -CH[(CH_2CO_2H)(C(O)NH{CH[(CO_2CH_3)(CH_2R_3)})}]].

5 An example of the present invention is a compound of formula (I) or form thereof wherein R_3 is selected from aryl, C_3 - C_{12} cycloalkyl or heterocyclyl each optionally substituted with one one, two or three substituents each selected from hydroxy, alkyl, hydroxyalkyl, alkoxyalkyl or alkoxyacarbonyl.

10 An example of the present invention is a compound of formula (I) or form thereof wherein R_3 is selected from phenyl, cyclohexyl, indanyl, adamantanyl, bicyclo[2.2.1]heptyl, octahydro-2,5-methano-indenyl, pyrrolidinyl, piperidinyl, azepanyl, pyridinyl or hexahydro-cyclopenta[c]pyrrolyl each optionally substituted with one, two or three substituents each selected from hydroxy, alkyl, hydroxyalkyl, alkoxyalkyl or alkoxyacarbonyl.

15 An example of the present invention is a compound of formula (I) or form thereof wherein p is 0 or 1.

An example of the present invention is a compound of formula (I) or form thereof wherein R_2 is two substituents each selected from hydrogen, halogen, alkyl or alkoxy.

20 An example of the present invention is a compound of formula (I) or form thereof wherein Ar is selected from aryl or heterocyclyl, optionally substituted with one substituent selected from halogen, alkyl or alkoxy.

25 An example of the present invention is a compound of formula (I) or form thereof wherein Ar is selected from phenyl or thienyl each optionally substituted with one substituent selected from halogen, alkyl or alkoxy.

An example of the present invention is a compound of formula (I) or form thereof wherein

R₁ is selected from R₃, (R₃)amino, [(alkyl)(R₃)]amino, (R₃)alkyl, [(hydroxy)(R₃)]alkyl, [(alkoxycarbonyl)(R₃)]alkyl or
 5 [({(alkoxycarbonyl)(R₃)]alkyl}aminocarbonyl)(carboxy)]alkyl;

R₃ is selected from aryl, C₃-C₁₂cycloalkyl or heterocyclyl each optionally substituted with one, two or three substituents each selected from hydroxy, alkyl, hydroxyalkyl, alkoxyalkyl or alkoxycarbonyl;

p is 0 or 1;

10 R₂ is two substituents each selected from hydrogen, halogen, alkyl or alkoxy;

Ar is selected from aryl or heterocyclyl, optionally substituted with one substituent selected from halogen, alkyl or alkoxy; and

* represents a chiral center.

15 An example of the present invention is a compound of formula (I) or form thereof wherein

R₁ is selected from R₃, (R₃)amino, [(alkyl)(R₃)]amino, -CH[(CH₃)(R₃)], -CH[(CH₂-hydroxy)(R₃)], -CH[(CO₂CH₃)(CH₂R₃)] or
 -CH[(CH₂CO₂H)(C(O)NH{CH[(CO₂CH₃)(CH₂R₃)]});

R₃ is selected from phenyl, cyclohexyl, indanyl, adamantanyl, bicyclo[2.2.1]heptyl, 20 octahydro-2,5-methano-indenyl, pyrrolidinyl, piperidinyl, azepanyl, pyridinyl or hexahydro-cyclopenta[c]pyrrolyl each optionally substituted with one, two or three substituents each selected from hydroxy, alkyl, hydroxyalkyl, alkoxyalkyl or alkoxycarbonyl;

p is 0 or 1;

25 R₂ is two substituents each selected from hydrogen, halogen, alkyl or alkoxy;

Ar is selected from phenyl or thienyl each optionally substituted with one substituent selected from halogen, alkyl or alkoxy; and

* represents a chiral center.

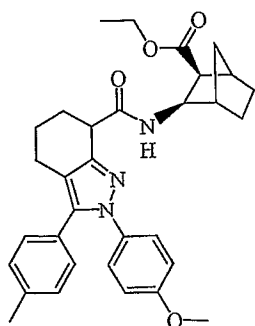
An example of the present invention is a compound of formula (I) or a form thereof wherein Ar, p, R₂ and X₁R₁ are dependently selected from (and * represents chiral configuration):

Cpd	*	X ₁ R ₁	p	R ₂	Ar
1	(<i>R,S</i>)	(2 <i>S</i> ,3 <i>R</i>)-2-CO ₂ CH ₂ CH ₃ -bicyclo[2.2.1]hept-3-yl	0	4-OCH ₃	4-CH ₃ -phenyl
2	(<i>R,S</i>)	CH[(CH ₃)(octahydro-2,5-methano-inden-5-yl)]	0	4-OCH ₃	4-CH ₃ -phenyl
3	(<i>R,S</i>)	(2 <i>S</i> ,3 <i>S</i>)-2-CO ₂ CH ₂ CH ₃ -bicyclo[2.2.1]hept-3-yl	0	4-OCH ₃	4-CH ₃ -phenyl
4	(<i>R,S</i>)	1,3,3-(CH ₃) ₃ -bicyclo[2.2.1]hept-2-yl	1	H	4-Cl-phenyl
5	(<i>R,S</i>)	CH[(CH ₃)(cyclohexyl)]	1	H	4-Cl-phenyl
6	(<i>R,S</i>)	1,3,3-(CH ₃) ₃ -bicyclo[2.2.1]hept-2-yl	1	H	4-CH ₃ -phenyl
7	(<i>R,S</i>)	CH[(CH ₃)(adamantan-1-yl)]	1	H	4-CH ₃ -phenyl
8	(<i>R,S</i>)	CH[(CH ₃)(cyclohexyl)]	1	H	4-CH ₃ -phenyl
9	(<i>R,S</i>)	CH[(CH ₃)(-cyclohexyl)]	1	H	3-F-phenyl
10	(<i>R,S</i>)	CH{(CO ₂ CH ₃)[(4-OH)-benzyl]}	0	4-CH ₃	4-Cl-phenyl
11	(<i>R,S</i>)	CH((CH ₂ CO ₂ H){C(O)NHCH[(CO ₂ CH ₃)benzyl]})	0	4-CH ₃	4-Cl-phenyl
12	(<i>R,S</i>)	CH{(CO ₂ CH ₃)[(4-OH)-benzyl]}	0	4-F	4-Cl-phenyl
13	(<i>R,S</i>)	CH((CH ₂ CO ₂ H){C(O)NHCH[(CO ₂ CH ₃)benzyl]})	0	4-F	4-Cl-phenyl
14	(<i>R,S</i>)	CH{(CO ₂ CH ₃)[(4-OH)-benzyl]}	0	4-OCH ₃	4-Cl-phenyl
15	(<i>R,S</i>)	CH((CH ₂ CO ₂ H){C(O)NHCH[(CO ₂ CH ₃)benzyl]})	0	4-OCH ₃	4-Cl-phenyl
16	(<i>R,S</i>)	(2 <i>S</i>)-1,3,3-(CH ₃) ₃ -bicyclo[2.2.1]hept-2-yl	0	4-OCH ₃	4-CH ₃ -phenyl
17	(<i>R,S</i>)	(2 <i>R</i> ,3 <i>S</i>)-2-CH ₂ OH-bicyclo[2.2.1]hept-3-yl	0	4-OCH ₃	4-CH ₃ -phenyl
18	(<i>R,S</i>)	CH[(CH ₃)(adamantan-1-yl)]	1	H	4-Cl-phenyl
19	(<i>R,S</i>)	(2 <i>S</i>)-1,3,3-(CH ₃) ₃ -bicyclo[2.2.1]hept-2-yl	1	H	3-F-phenyl
20	(<i>R,S</i>)	CH[(CH ₃)(octahydro-2,5-methano-inden-5-yl)]	1	H	3-F-phenyl

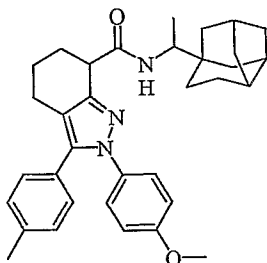
Cpd	*	X ₁ R ₁	p	R ₂	Ar
21	(<i>R,S</i>)	piperidin-1-yl	0	2,4-Cl ₂	4-OCH ₃ -phenyl
22	(<i>R,S</i>)	azepan-1-yl	0	2,4-Cl ₂	4-OCH ₃ -phenyl
23	(<i>R,S</i>)	(<i>R</i>)-CH[(CH ₃)(phenyl)]	0	2,4-Cl ₂	4-OCH ₃ -phenyl
24	(<i>R</i>)	(<i>R</i>)-CH[(CH ₃)(phenyl)]	0	2,4-Cl ₂	4-OCH ₃ -phenyl
25	(<i>S</i>)	(<i>R</i>)-CH[(CH ₃)(phenyl)]	0	2,4-Cl ₂	4-OCH ₃ -phenyl
26	(<i>R,S</i>)	N[(CH ₃)(phenyl)]	0	2,4-Cl ₂	4-OCH ₃ -phenyl
27	(<i>R,S</i>)	(<i>R</i>)-CH[(CH ₃)(pyridin-2-yl)]	0	2,4-Cl ₂	4-OCH ₃ -phenyl
28	(<i>R,S</i>)	hexahydro-cyclopenta[c]pyrrol-2-yl	0	2,4-Cl ₂	4-OCH ₃ -phenyl
29	(<i>R,S</i>)	(<i>R</i>)-CH[(CH ₃)(cyclohexyl)]	0	2,4-Cl ₂	4-Cl-phenyl
30	(<i>R,S</i>)	CH[(1 <i>R</i> ,2 <i>S</i>)-(1-hydroxy)-indan-2-yl]	0	2,4-Cl ₂	4-OCH ₃ -phenyl
31	(<i>R,S</i>)	(<i>R</i>)-CH[(CH ₃)(cyclohexyl)]	0	2,4-Cl ₂	4-OCH ₃ -phenyl
32	(<i>R,S</i>)	CH[(2 <i>R</i>)-(2-CH ₂ OCH ₃)-pyrrolidin-1-yl]	0	2,4-Cl ₂	4-OCH ₃ -phenyl
33	(<i>R,S</i>)	piperidin-1-yl	0	2,4-Cl ₂	4-Cl-phenyl
34	(<i>R,S</i>)	azepan-1-yl	0	2,4-Cl ₂	4-Cl-phenyl
35	(<i>R,S</i>)	N[(CH ₃)(phenyl)]	0	2,4-Cl ₂	4-Cl-phenyl
36	(<i>R,S</i>)	(<i>R</i>)-CH[(CH ₃)(cyclohexyl)]	0	2,4-Cl ₂	4-F-phenyl
37	(<i>S</i>)	(<i>R</i>)-CH[(CH ₃)(phenyl)]	0	2,4-Cl ₂	4-F-phenyl
38	(<i>R</i>)	(<i>R</i>)-CH[(CH ₃)(phenyl)]	0	2,4-Cl ₂	4-F-phenyl
39	(<i>S</i>)	(<i>R</i>)-CH[(CH ₃)(phenyl)]	0	2,4-Cl ₂	4-Cl-phenyl
40	(<i>R</i>)	(<i>R</i>)-CH[(CH ₃)(phenyl)]	0	2,4-Cl ₂	4-Cl-phenyl
41	(<i>R,S</i>)	piperidin-1-yl	0	2,4-Cl ₂	4-Br-phenyl
42	(<i>R,S</i>)	piperidin-1-yl	0	2,4-Cl ₂	5-Cl-thien-2-yl
43	(<i>R,S</i>)	piperidin-1-yl	0	2,4-Cl ₂	5-Br-thien-2-yl
44	(<i>R,S</i>)	(<i>R</i>)-CH[(CH ₃)(cyclohexyl)]	0	2,4-Cl ₂	4-Br-phenyl
45	(<i>S</i>)	(<i>R</i>)-CH[(CH ₃)(phenyl)]	0	2,4-Cl ₂	4-Br-phenyl
46	(<i>R</i>)	(<i>R</i>)-CH[(CH ₃)(phenyl)]	0	2,4-Cl ₂	4-Br-phenyl
47	(<i>R,S</i>)	(<i>R</i>)-CH[(CH ₃)(cyclohexyl)]	0	2,4-Cl ₂	5-Cl-thien-2-yl
48	(<i>S</i>)	(<i>R</i>)-CH[(CH ₃)(phenyl)]	0	2,4-Cl ₂	5-Cl-thien-2-yl
49	(<i>R</i>)	(<i>R</i>)-CH[(CH ₃)(phenyl)]	0	2,4-Cl ₂	5-Cl-thien-2-yl
50	(<i>R,S</i>)	hexahydro-cyclopenta[c]pyrrol-2-yl	0	2,4-Cl ₂	4-Cl-phenyl
51	(<i>R</i>)	piperidin-1-yl	0	2,4-Cl ₂	4-Br-phenyl
52	(<i>S</i>)	(<i>R</i>)-CH[(CH ₃)(phenyl)]	0	2,4-Cl ₂	5-Br-thien-2-yl
53	(<i>R</i>)	(<i>R</i>)-CH[(CH ₃)(phenyl)]	0	2,4-Cl ₂	5-Br-thien-2-yl

Cpd	*	X ₁ R ₁	p	R ₂	Ar
54	(S)	(R)-CH[(CH ₃)(cyclohexyl)]	0	2,4-Cl ₂	5-Br-thien-2-yl
55	(R)	(R)-CH[(CH ₃)(cyclohexyl)]	0	2,4-Cl ₂	5-Br-thien-2-yl
56	(S)	(S)-CH[(CH ₂ OH)(phenyl)]	0	2,4-Cl ₂	5-Br-thien-2-yl
57	(R)	(S)-CH[(CH ₂ OH)(phenyl)]	0	2,4-Cl ₂	5-Br-thien-2-yl
58	(R)	(R)-CH[(CH ₂ OH)(phenyl)]	0	2,4-Cl ₂	5-Br-thien-2-yl
59	(S)	(R)-CH[(CH ₂ OH)(phenyl)]	0	2,4-Cl ₂	5-Br-thien-2-yl

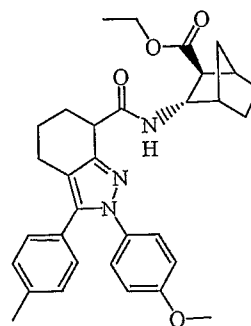
An example of compounds of Formula (I) or a form thereof includes a compound selected from:



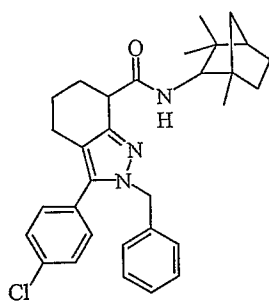
Cpd 1



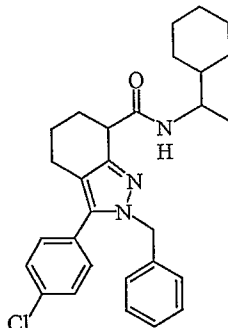
Cpd 2



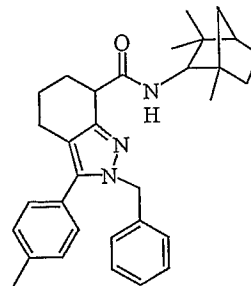
Cpd 3



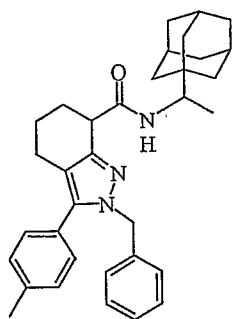
Cpd 4



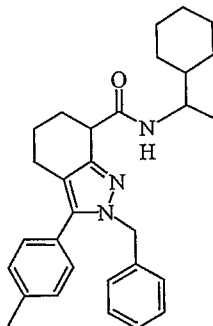
Cpd 5



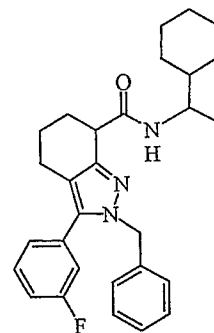
Cpd 6



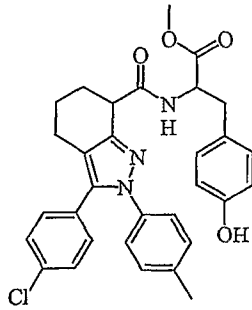
Cpd 7



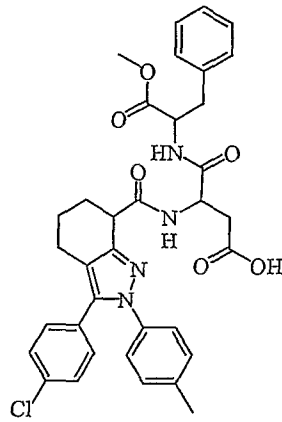
Cpd 8



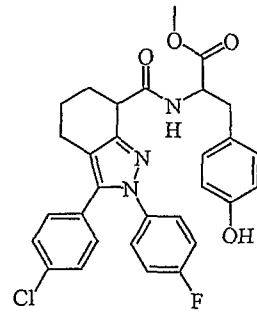
Cpd 9



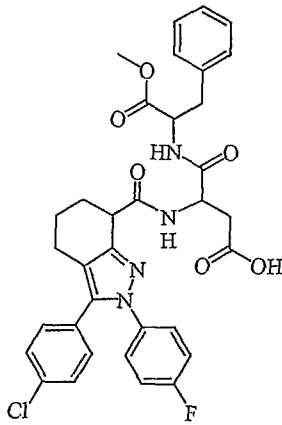
Cpd 10



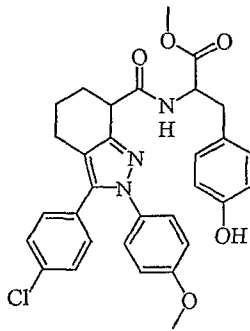
Cpd 11



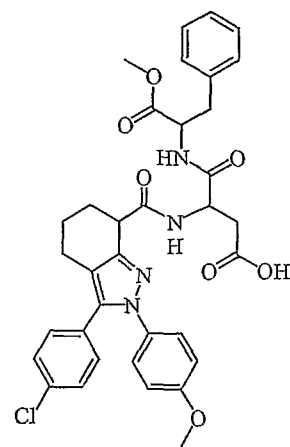
Cpd 12



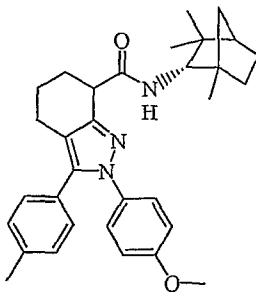
Cpd 13



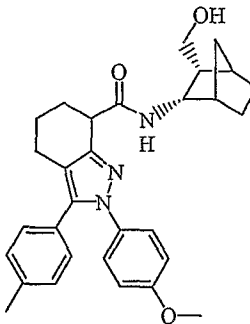
Cpd 14



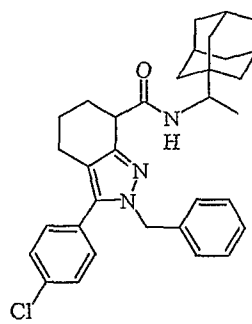
Cpd 15



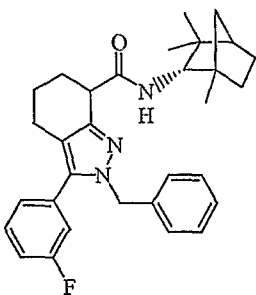
Cpd 16



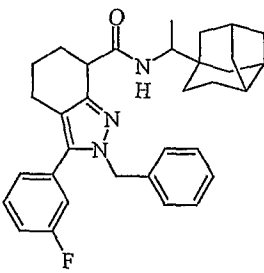
Cpd 17



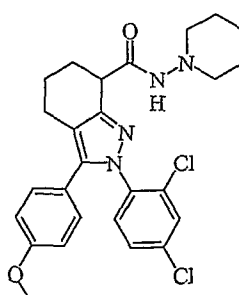
Cpd 18



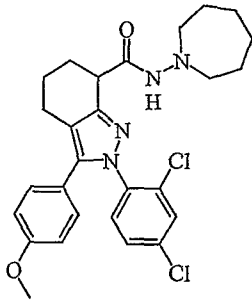
Cpd 19



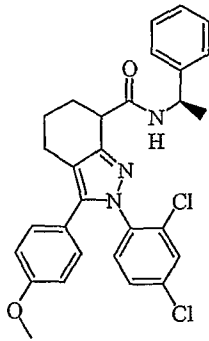
Cpd 20



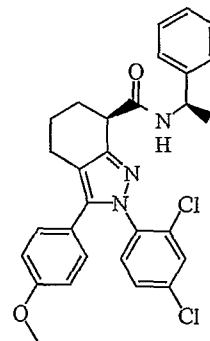
Cpd 21



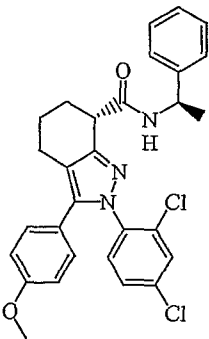
Cpd 22



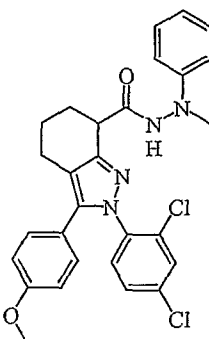
Cpd 23



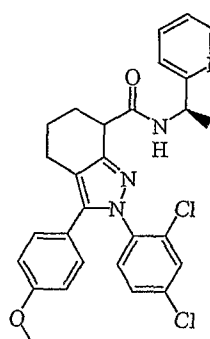
Cpd 24



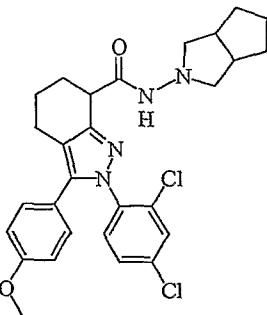
Cpd 25



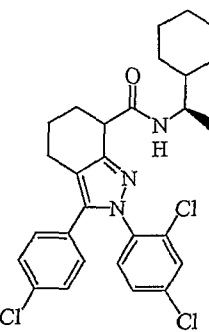
Cpd 26



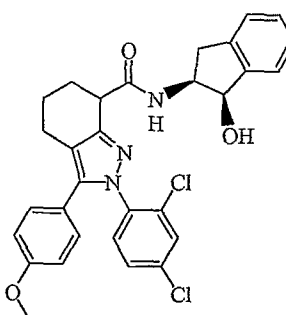
Cpd 27



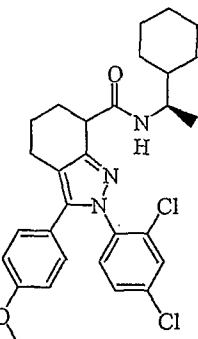
Cpd 28



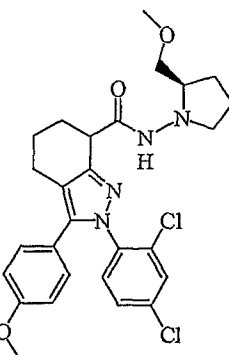
Cpd 29



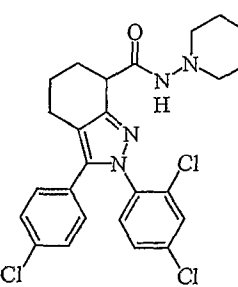
Cpd 30



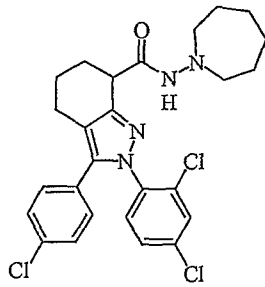
Cpd 31



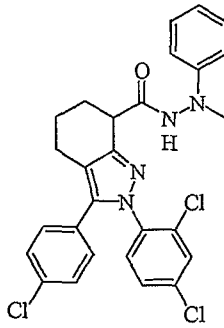
Cpd 32



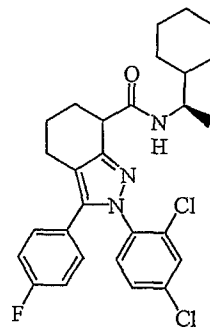
Cpd 33



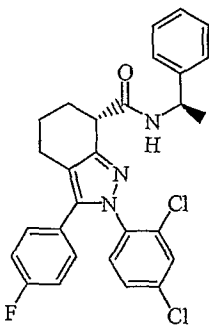
Cpd 34



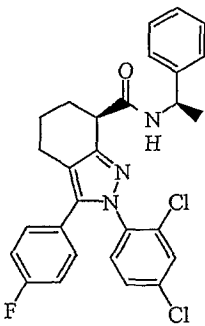
Cpd 35



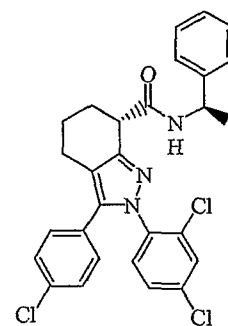
Cpd 36



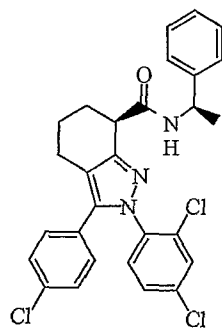
Cpd 37



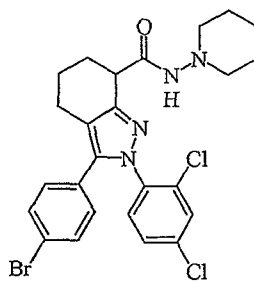
Cpd 38



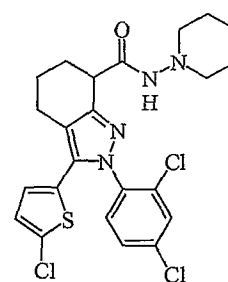
Cpd 39



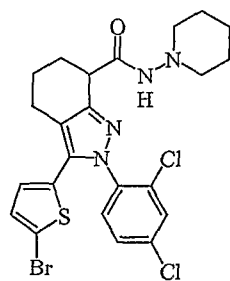
Cpd 40



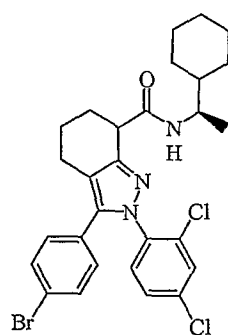
Cpd 41



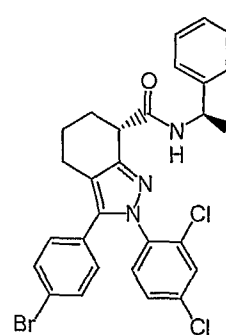
Cpd 42



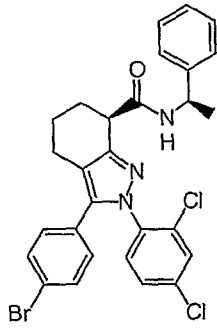
Cpd 43



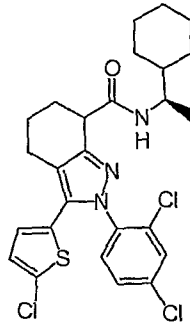
Cpd 44



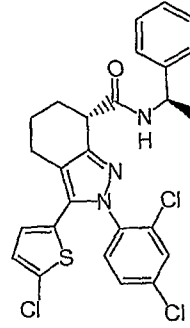
Cpd 45



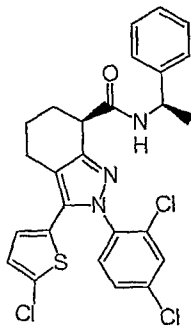
Cpd 46



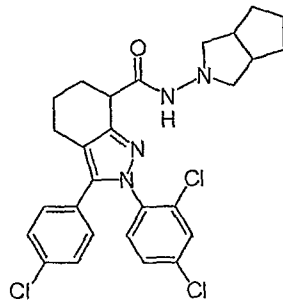
Cpd 47



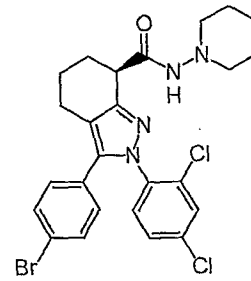
Cpd 48



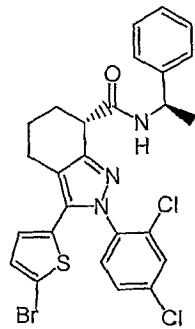
Cpd 49



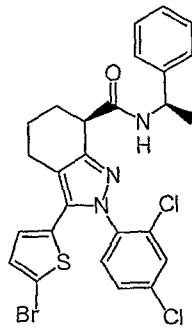
Cpd 50



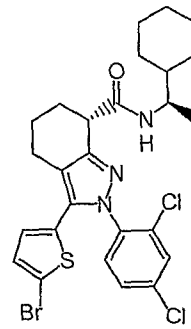
Cpd 51



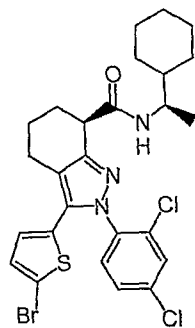
Cpd 52



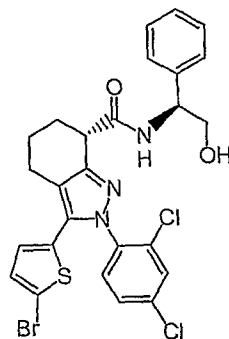
Cpd 53



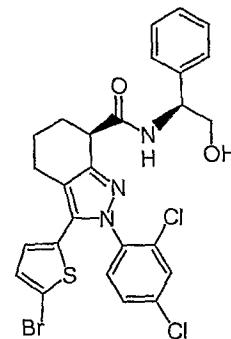
Cpd 54



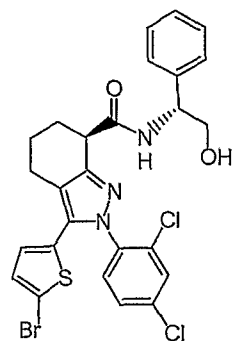
Cpd 55



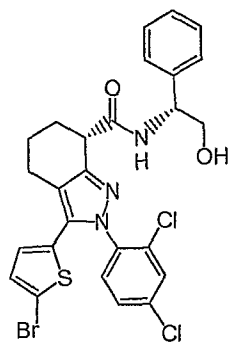
Cpd 56



Cpd 57



Cpd 58



Cpd 59

Chemical Definitions

As used herein, the following terms are intended to have the following definitions. The definitions herein may specify that a chemical term has an indicated formula. The particular formula provided is not intended to limit the scope of the invention, but is provided as an illustration of the term. The scope of the *per se* definition of the term is intended to include the plurality of variations expected to be included by one of ordinary skill in the art.

The term “alkyl” means a saturated branched or straight chain monovalent hydrocarbon radical of up to 10 carbon atoms derived by the removal of one hydrogen atom from one chain carbon atom. Alkyl typically includes, but is not limited to, methyl, ethyl, propyl, isopropyl, n-butyl, t-butyl, pentyl, hexyl, heptyl and the like. The alkyl radical may be attached via any chain carbon atom to a core molecule and optionally substituted on any carbon atom with one or more substituent variables where allowed by available valences.

The term “alkoxy” means an alkyl, alkylene or alkylidene chain attached to a core molecule via an oxygen atom, whereby the point of attachment is formed by the removal of the hydrogen atom from a hydroxide substituent on the chain. Alkoxy typically includes, but is not limited to, methoxy, ethoxy, propoxy, butoxy and the like. When further substituted, substituent variables may be placed on any alkoxy carbon atom. The alkoxy chain may be further substituted on any carbon atom with one or more substituent variables where allowed by available valences.

The term “C₃₋₁₂cycloalkyl” means a saturated or partially unsaturated hydrocarbon ring system radical or linking group such as a C₃₋₈cycloalkyl,

C₃₋₁₀cycloalkyl, C₅₋₈cycloalkyl, C₅₋₁₂cycloalkyl or C₉₋₁₂cycloalkyl ring system radical and the like. Cycloalkyl typically includes, but is not limited to, cyclopropyl, cyclobutyl, cyclopentyl, cyclohexyl, cyclohexenyl, cycloheptyl, cyclooctyl, indanyl, indenyl, 1,2,3,4-tetrahydro-naphthalenyl, 5,6,7,8-tetrahydro-naphthalenyl,
 5 6,7,8,9-tetrahydro-5*H*-benzocycloheptenyl, 5,6,7,8,9,10-hexahydro-benzocyclooctenyl, fluorenyl, bicyclo[2.2.1]heptyl, bicyclo[2.2.1]heptenyl, bicyclo[2.2.2]octyl, bicyclo[3.1.1]heptyl, bicyclo[3.2.1]octyl, bicyclo[2.2.2]octenyl, bicyclo[3.2.1]octenyl, adamantanyl, octahydro-4,7-methano-1*H*-indenyl, octahydro-2,5-methano-indenyl, octahydro-2,5-methano-pentalenyl (also referred to as hexahydro-2,5-methano-
 10 pentalenyl) and the like. When further substituted, substituent variables may be placed on any ring carbon atom where allowed by available valences.

The term "heterocyclyl" means a saturated, partially unsaturated (such as those named with the prefix dihydro, trihydro, tetrahydro, hexahydro and the like) or unsaturated ring system radical, wherein at least one ring carbon atom has been
 15 replaced with one or more heteroatoms independently selected from N, O, S, S(O) or SO₂. A heterocyclyl ring system further includes a ring system having 1, 2, 3, or 4 carbon atom members replaced by a nitrogen atom. Alternatively, a ring may have 0, 1, 2, or 3 nitrogen atom members and 1 oxygen or sulfur atom member. Alternatively, up to two adjacent ring members may be heteroatoms, wherein one heteroatom is
 20 nitrogen and the other heteroatom is selected from N, O, S, S(O) or SO₂. A heterocyclyl radical is derived by the removal of one hydrogen atom from a single carbon or nitrogen ring atom. A heterocyclyl linking group is derived by the removal of one hydrogen atom from two of either a carbon or nitrogen ring atom. A heterocyclyl substituent may be attached to a core molecule by either a carbon atom
 25 ring member or by a nitrogen atom ring member and further substituted where allowed by available valences.

Heterocyclyl typically includes, but is not limited to, furanyl, thienyl, 2*H*-pyrrolyl, 2-pyrrolinyl, 3-pyrrolinyl, pyrrolidinyl, pyrrolyl, 1,3-dioxolanyl, oxazolyl, thiazolyl, imidazolyl, 2-imidazoliny (also referred to as 4,5-dihydro-1*H*-imidazolyl),
 30 imidazolidinyl, 2-pyrazolinyl, pyrazolidinyl, pyrazolyl, isoxazolyl, isothiazolyl, oxadiazolyl, triazolyl, thiadiazolyl, tetrazolyl, tetrazolinyl, tetrazolidinyl, 2*H*-pyranyl, 4*H*-pyranyl, thiopyranyl, pyridinyl, piperidinyl, 1,4-dioxanyl, morpholinyl,

1,4-dithianyl, thiomorpholinyl, pyridazinyl, pyrimidinyl, pyrazinyl, piperazinyl, azetidiny, azepanyl, indoliziny, indolyl, 4-aza-indolyl (also referred to as 1H-pyrrolo[3,2-b]pyridinyl), 6-aza-indolyl (also referred to as 1H-pyrrolo[2,3-c]pyridinyl), 7-aza-indolyl (also referred to as 1H-pyrrolo[2,3-b]pyridinyl), isoindolyl, 3H-indolyl, 5 indoliny (also referred to as 2,3-dihydro-indolyl), benzo[*b*]furanyl, furo[2,3-b]pyridinyl, benzo[*b*]thienyl, indazolyl (also referred to as 1*H*-indazolyl), benzoimidazolyl, benzothiazolyl, benzoxazolyl, purinyl, 4*H*-quinoliziny, quinoliny, isoquinoliny, cinnoliny, phthalziny, quinazoliny, quinoxaliny, 1,8-naphthyridiny, pteridiny, quinuclidiny, 2H-chromenyl, 3H-benzo[*f*]chromenyl, tetrahydro-furanyl, 10 tetrahydro-thienyl, tetrahydro-pyranyl, tetrahydro-thiopyranyl, tetrahydro-pyridazinyl, hexahydro-1,4-diazepiny, hexahydro-1,4-oxazepanyl, 2,3-dihydro-benzo[*b*]oxepiny, 1,3-benzodioxolyl (also known as 1,3-methylenedioxyphenyl or benzo[1,3]dioxolyl), 2,3-dihydro-1,4-benzodioxinyl (also known as 1,4-ethylenedioxyphenyl or benzo[1,4]dioxinyl), benzo-dihydro-furanyl (also known as 2,3-dihydro-benzofuranyl), 15 benzo-tetrahydro-pyranyl, benzo-dihydro-thienyl, hexahydro-cyclopenta[*c*]pyrroly 5,6,7,8-tetrahydro-4*H*-cyclohepta[*b*]thienyl, 5,6,7-trihydro-4*H*-cyclohexa[*b*]thienyl, 5,6-dihydro-4*H*-cyclopenta[*b*]thienyl, 2-aza-bicyclo[2.2.1]heptyl, 1-aza-bicyclo[2.2.2]octyl, 8-aza-bicyclo[3.2.1]octyl, 7-oxa-bicyclo[2.2.1]heptyl, pyrrolidiny, piperidiny, piperazininy, morpholininy and the like.

20 The term “aryl” means an unsaturated, aromatic hydrocarbon ring system radical, and includes, without limitation, phenyl, naphthalenyl, azulenyl, anthracenyl and the like. An aryl radical may be attached via any chain carbon atom to a core molecule and is optionally substituted where allowed by available valences.

 The term “alkoxyalkyl” means a radical of the formula -alkyl-O-alkyl, wherein 25 each instance of alkyl is optionally substituted on one or more atoms.

 The term “alkoxycarbonyl” means a radical of the formula -C(O)-O-alkyl, wherein alkyl is optionally substituted on one or more atoms.

 The term “[{(alkoxycarbonyl)(R₃)]alkyl” means a radical of the formula: -alkyl{(R₃)[C(O)-O-alkyl]}, wherein each instance of alkyl is optionally further 30 substituted on one or more atoms.

 The term “[{[(alkoxycarbonyl)(R₃)]alkyl}aminocarbonyl](carboxy)alkyl

means a radical of the formula:

-alkyl{[C(O)OH][C(O)NH(alkyl{(R₃)[C(O)-O-alkyl])}]}, wherein each instance of alkyl is optionally further substituted on one or more atoms.

The term “(R₃)alkyl” means a radical of the formula -alkyl(R₃), wherein alkyl is
5 optionally further substituted.

The term “alkylamino” means a radical of the formula -NH-alkyl or -N(alkyl)₂, wherein each instance of amino or alkyl is optionally substituted where allowed by available valences.

The term “alkylaminocarbonyl” means a radical of the formula -C(O)-NH-alkyl
10 or -C(O)-N(alkyl)₂, wherein each instance of amino or alkyl is optionally substituted where allowed by available valences.

The term “[(R₃)(alkyl)aminocarbonyl]alkyl” means a radical of the formula
-alkyl[C(O)NH(alkyl-R₃)] or -alkyl{C(O)N[(alkyl)(alkyl-R₃)]}, wherein each instance of alkyl is optionally substituted on one or more atoms.

The term “amino” means a radical of the formula -NH₂, wherein NH₂ is
15 optionally further substituted by the removal of one or both hydrogen atoms.

The term “(R₃)amino” means a radical of the formula -NH(R₃), wherein NH is optionally further substituted by the removal of a hydrogen atom.

The term “[(alkyl)(R₃)amino” means a radical of the formula -N[(R₃)(alkyl)],
20 wherein alkyl is optionally further substituted on one or more atoms.

The term “aminocarbonyl” means a radical of the formula -C(O)-NH₂, wherein NH₂ is optionally substituted by the removal of one or both hydrogen atoms.

The term “aryloxy” means a radical of the formula -O-aryl.

The term “carboxy” means a radical of the formula -COOH or -CO₂H.

The term “halo” or “halogen” means fluoro, chloro, bromo or iodo.
25

The term “hydroxyalkyl” means a radical of the formula: -alkyl-hydroxy, wherein alkyl is substituted on one or more available carbon chain atoms with one or more hydroxy radicals when allowed by available valences.

The term "[hydroxy](R₃)alkyl means a radical of the formula:
-alkyl[(R₃)(OH)], wherein alkyl is substituted on one or more atoms.

The term "substituted" means the independent replacement of one or more hydrogen atoms within a radical with that amount of substituents allowed by available
5 valences.

In general, IUPAC nomenclature rules are used throughout this disclosure.

Compound Forms

The term "form" means, in reference to compounds of the present invention, such may exist as, without limitation, a salt, stereoisomer, tautomer, crystalline,
10 polymorph, amorphous, solvate, hydrate, ester, prodrug or metabolite form. The present invention encompasses all such compound forms and mixtures thereof.

The term "isolated form" means, in reference to compounds of the present invention, such may exist in an essentially pure state such as, without limitation, an enantiomer, a racemic mixture, a geometric isomer (such as a *cis* or *trans*
15 stereoisomer), a mixture of geometric isomers, and the like. The present invention encompasses all such compound forms and mixtures thereof.

The compounds of the invention may be present in the form of pharmaceutically acceptable salts. For use in medicines, the "pharmaceutically acceptable salts" of the compounds of this invention refer to non-toxic acidic/anionic or basic/cationic salt
20 forms.

Suitable salt forms include acid addition salts which may, for example, be formed by mixing a solution of the compound according to the invention with a solution of an acid such as acetic acid, adipic acid, benzoic acid, carbonic acid, citric acid, fumaric acid, glycolic acid, hydrochloric acid, maleic acid, malonic acid,
25 phosphoric acid, saccharinic acid, succinic acid, sulfuric acid, tartaric acid, trifluoroacetic acid and the like.

Furthermore when the compounds of the present invention carry an acidic moiety, suitable salts thereof may include alkali metal salts, e.g. sodium or potassium salts; alkaline earth metal salts, e.g. calcium or magnesium salts; and salts formed with
30 suitable organic ligands, e.g. quaternary ammonium salts.

Thus, representative salts include the following: acetate, adipate, benzenesulfonate, benzoate, bicarbonate, bisulfate, bitartrate, borate, bromide, calcium, camsylate (or camphosulphonate), carbonate, chloride, clavulanate, citrate, dihydrochloride, edetate, fumarate, gluconate, glutamate, glyconate, hydrabamine, hydrobromine, hydrochloride, iodide, isothionate, lactate, malate, maleate, malonate, mandelate, mesylate, nitrate, oleate, pamoate, palmitate, phosphate/diphosphate, saccharinate, salicylate, stearate, sulfate, succinate, tartrate, tosylate, trichloroacetate, trifluoroacetate and the like.

The term “prodrug” means a compound of Formula (I) or a form thereof that is converted *in vivo* into a functional derivative form that may contribute to therapeutic biological activity, wherein the converted form may be: 1) a relatively active form; 2) a relatively inactive form; 3) a relatively less active form; or, 4) any form which results, directly or indirectly, from such *in vivo* conversions.

Prodrugs are useful when said compound may be either too toxic to administer systemically, absorbed poorly by the digestive tract or broken down by the body before it reaches its target. Conventional procedures for the selection and preparation of suitable prodrug derivatives are described in, for example, “Design of Prodrugs”, ed. H. Bundgaard, Elsevier, 1985.

The term “metabolite” means a prodrug form of a compound of Formula (I) or a form thereof converted by *in vivo* metabolism or a metabolic process to a relatively less active functional derivative of said compound.

The invention includes compounds of various isomers and mixtures thereof. The term “isomer” refers to compounds that have the same composition and molecular weight but differ in physical and/or chemical properties. Such substances have the same number and kind of atoms but differ in structure. The structural difference may be in constitution (geometric isomers) or in an ability to rotate the plane of polarized light (optical isomers).

The term “optical isomer” means isomers of identical constitution that differ only in the spatial arrangement of their groups. Optical isomers rotate the plane of polarized light in different directions. The term “optical activity” means the degree to which an optical isomer rotates the plane of polarized light.

The term "racemate" or "racemic mixture" means an equimolar mixture of two enantiomeric species, wherein each of isolated specie rotates the plane of polarized light in the opposite direction such that the mixture is devoid of optical activity.

The term "enantiomer" means an isomer having a nonsuperimposable mirror
5 image. The term "diastereomer" means stereoisomers that are not enantiomers.

The term "chiral" means a molecule which, in a given configuration, cannot be superimposed on its mirror image. This is in contrast to achiral molecules, which can be superimposed on their mirror images.

The two distinct mirror image versions of the chiral molecule are also known as
10 levo (left-handed), abbreviated L, or dextro (right handed), abbreviated D, depending on which way they rotate polarized light. The symbols "R" and "S" represent the configuration of groups around a stereogenic carbon atom(s).

An example of an enantiomerically enriched form isolated from a racemic
mixture includes a dextrorotatory enantiomer, wherein the mixture is substantially free
15 of the levorotatory isomer. In this context, substantially free means the levorotatory isomer may, in a range, comprise less than 25% of the mixture, less than 10 %, less than 5 %, less than 2 % or less than 1 % of the mixture according to the formula:

$$\%levorotatory = \frac{(mass\ levorotatory)}{(mass\ dextrorotatory) + (mass\ levorotatory)} \times 100$$

Similarly, an example of an enantiomerically enriched form isolated from a
20 racemic mixture includes a levorotatory enantiomer, wherein the mixture is substantially free of the dextrorotatory isomer. In this context, substantially free means the dextrorotatory isomer may, in a range, comprise less than 25% of the mixture, less than 10 %, less than 5 %, less than 2 % or less than 1 % of the mixture according to the formula:

$$25 \quad \%dextrorotatory = \frac{(mass\ dextrorotatory)}{(mass\ dextrorotatory) + (mass\ levorotatory)} \times 100$$

The term "geometric isomer" means isomers that differ in the orientation of substituent atoms in relationship to a carbon-carbon double bond, to a cycloalkyl ring, or to a bridged bicyclic system. Substituent atoms (other than hydrogen) on each side

of a carbon-carbon double bond may be in an E or Z configuration. In the "E" configuration, the substituents are on opposite sides in relationship to the carbon-carbon double bond. In the "Z" configuration, the substituents are oriented on the same side in relationship to the carbon-carbon double bond.

5 Substituent atoms (other than hydrogen) attached to a ring system may be in a cis or trans configuration. In the "cis" configuration, the substituents are on the same side in relationship to the plane of the ring; in the "trans" configuration, the substituents are on opposite sides in relationship to the plane of the ring. Compounds having a mixture of "cis" and "trans" species are designated "cis/trans".

10 The isomeric descriptors ("R," "S," "E," and "Z") indicate atom configurations and are intended to be used as defined in the literature.

The compounds of the invention may be prepared as individual isomers by either isomer-specific synthesis or resolved from an isomeric mixture. Conventional resolution techniques include combining the free base (or free acid) of each isomer of
15 an isomeric pair using an optically active acid (or base) to form an optically active salt (followed by fractional crystallization and regeneration of the free base), forming an ester or amide of each of the isomers of an isomeric pair by reaction with an appropriate chiral auxiliary (followed by fractional crystallization or chromatographic separation and removal of the chiral auxiliary), or separating an isomeric mixture of
20 either an intermediate or a final product using various well known chromatographic methods.

Furthermore, compounds of the present invention may have at least one crystalline, polymorph or amorphous form. The plurality of such forms is intended to be included in the scope of the invention. In addition, some of the compounds may
25 form solvates with water (i.e., hydrates) or common organic solvents (e.g., organic esters such as ethanolate and the like). The plurality of such solvates is also intended to be encompassed within the scope of this invention..

During any of the processes for preparation of the compounds of the present invention, it may be necessary and/or desirable to protect sensitive or reactive groups
30 on any of the molecules concerned. This may be achieved by means of conventional protecting groups, such as those described in Protective Groups in Organic Chemistry,

ed. J.F.W. McOmie, Plenum Press, 1973; and T.W. Greene & P.G.M. Wuts, Protective Groups in Organic Synthesis, John Wiley & Sons, 1991. The protecting groups may be removed at a convenient subsequent stage using methods known in the art.

Therapeutic Use

5 CB1 and CB2 cannabinoid receptors belong to the G-protein-coupled receptor (GCPR) family, a receptor super-family with a distinctive pattern of seven transmembrane domains, which inhibits N-type calcium channels and /or adenylyate cyclase to inhibit Q-type calcium channels.

 CB1 receptors are present in the CNS, predominately expressed in brain regions
10 associated with memory and movement such as the hippocampus (memory storage), cerebellum (coordination of motor function, posture and balance), basal ganglia (movement control), hypothalamus (thermal regulation, neuroendocrine release, appetite), spinal cord (nociception), cerebral cortex (emesis) and periphery regions such as lymphoid organs (cell mediated and innate immunity), vascular smooth muscle cells
15 (blood pressure), gastrointestinal tract (innate antiinflammatory in the tract and in the esophagus, duodenum, jejunum, ileum and colon, controlling esophageal and gastrointestinal motility), lung smooth muscle cells (bronchodilation), eye ciliary body (intraocular pressure).

 CB2 receptors appear to be primarily expressed peripherally in lymphoid tissue
20 (cell mediated and innate immunity), peripheral nerve terminals (peripheral nervous system), spleen immune cells (immune system modulation) and retina (intraocular pressure). CB2 mRNA is found in the CNS in cerebellar granule cells (coordinating motor function).

 Pharmacological and physiological evidence also suggests that there may be
25 other cannabinoid receptor subtypes that have yet to be cloned and characterized.

 Where activation or inhibition of a CB receptor appears to mediate various syndromes, disorders or diseases, potential areas of clinical application include, but are not limited to, controlling appetite, regulating metabolism or obesity, diabetes, reducing glaucoma-associated intraocular pressure, treating social and mood disorders, treating
30 seizure-related disorders, treating substance abuse disorders, enhancing learning, cognition and memory, controlling organ contraction and muscle spasm, treating bowel

disorders, treating respiratory disorders, treating locomotor activity or movement disorders, treating immune and inflammation disorders, regulating cell growth, use in pain management, use as a neuroprotective agent and the like.

Thus, cannabinoid receptor modulators, including the compounds of the
5 formula (I) or (Ia) of the present invention, are useful for treating, ameliorating or preventing a cannabinoid receptor mediated syndrome, disorder or disease including, but not limited to, controlling appetite, regulating metabolism or obesity, diabetes, glaucoma-associated intraocular pressure, pain, social and mood disorders, seizure-related disorders, substance abuse disorders, learning, cognition and/or memory
10 disorders, bowel disorders, respiratory disorders, locomotor activity disorders, movement disorders, immune disorders or inflammation disorders, controlling organ contraction and muscle spasm, enhancing learning, cognition and/or memory, regulating cell growth, providing neuroprotection and the like.

The present invention is directed to a method for treating, ameliorating or
15 preventing a cannabinoid receptor mediated syndrome, disorder or disease in a subject in need thereof comprising the step of administering to the subject an effective amount of a compound of formula (I).

The present invention is directed to a method for treating, ameliorating or
preventing a cannabinoid receptor mediated syndrome, disorder or disease in a subject
20 in need thereof comprising the step of administering to the subject an effective amount of a compound of formulae (Ia) or prodrug, metabolite, or composition thereof.

The present invention is directed to a method for treating, ameliorating or
preventing a cannabinoid receptor mediated syndrome, disorder or disease in a subject
in need thereof comprising the step of administering to the subject a combination
25 product and/or therapy comprising an effective amount of a compound of formula (I) and a therapeutic agent.

The present invention is directed to a method for treating, ameliorating or
preventing a cannabinoid receptor mediated syndrome, disorder or disease in a subject
in need thereof comprising the step of administering to the subject a combination
30 product and/or therapy comprising an effective amount of a compound of formulae (Ia) and a therapeutic agent.

Therapeutic agents contemplated for use in a combination product and/or therapies of the present invention include an anticonvulsant or a contraceptive agent. The anticonvulsant agents include, and are not limited to, topiramate, analogs of topiramate, carbamazepine, valproic acid, lamotrigine, gabapentin, phenytoin and the like and mixtures or pharmaceutically acceptable salts thereof. The contraceptive agents include, and are not limited to, such as progestin-only contraceptives and contraceptives that include both a progestin component and an estrogen component. The invention further includes a pharmaceutical composition wherein the contraceptive is an oral contraceptive, and wherein the contraceptive optionally includes a folic acid component.

The invention also includes a method of contraception in a subject comprising the step of administering to the subject a composition, wherein the composition comprises a contraceptive and a CB1 receptor inverse-agonist or antagonist compound of formulae (I) or (Ia), wherein the composition reduces the urge to smoke in the subject and/or assists the subject in losing weight.

The present invention includes cannabinoid receptor modulators useful for treating, ameliorating or preventing a CB receptor mediated syndrome, disorder or disease. The usefulness of a compound of the present invention or composition thereof as a CB modulator can be determined according to the methods disclosed herein. The scope of such use includes treating, ameliorating or preventing a plurality of CB receptor mediated syndromes, disorders or diseases.

The present invention is also directed to a method for treating, ameliorating or preventing a CB receptor mediated syndrome, disorder or disease in a subject in need thereof wherein the syndrome, disorder or disease is related to appetite, obesity, metabolism, diabetes, glaucoma-associated intraocular pressure, social and mood disorders, seizures, substance abuse, learning, cognition or memory, organ contraction or muscle spasm, bowel disorders, respiratory disorders, locomotor activity or movement disorders, immune and inflammation disorders, unregulated cell growth, pain management, neuroprotection and the like.

A compound of formulae (I) or (Ia) for use as a CB receptor modulator includes a compound having a mean inhibition constant (IC_{50}) for CB receptor binding activity

of between about 50 μM to about 0.01 nM; between about 25 μM to about 0.01 nM;
between about 15 μM to about 0.01 nM; between about 10 μM to about 0.01 nM;
between about 1 μM to about 0.01 nM; between about 800 nM to about 0.01 nM;
between about 200 nM to about 0.01 nM; between about 100 nM to about 0.01 nM;
5 between about 80 nM to about 0.01 nM; between about 20 nM to about 0.01 nM;
between about 10 nM to about 0.1 nM; or about 0.1 nM.

A compound of formulae (I) or (Ia) for use as a CB receptor modulator of the
invention includes a compound having a CB1 agonist IC_{50} for CB1 agonist binding
activity of between about 50 μM to about 0.01 nM; between about 25 μM to about
10 0.01 nM; between about 15 μM to about 0.01 nM; between about 10 μM to about 0.01
nM; between about 1 μM to about 0.01 nM; between about 800 nM to about 0.01 nM;
between about 200 nM to about 0.01 nM; between about 100 nM to about 0.01 nM;
between about 80 nM to about 0.01 nM; between about 20 nM to about 0.01 nM;
between about 10 nM to about 0.1 nM; or about 0.1 nM.

15 A compound of formulae (I) or (Ia) for use as a CB receptor modulator of the
invention includes a compound having a CB1 antagonist IC_{50} for CB1 antagonist
binding activity of between about 50 μM to about 0.01 nM; between about 25 μM to
about 0.01 nM; between about 15 μM to about 0.01 nM; between about 10 μM to
about 0.01 nM; between about 1 μM to about 0.01 nM; between about 800 nM to
20 about 0.01 nM; between about 200 nM to about 0.01 nM; between about 100 nM to
about 0.01 nM; between about 80 nM to about 0.01 nM; between about 20 nM to
about 0.01 nM; between about 10 nM to about 0.1 nM; or about 0.1 nM.

A compound of formulae (I) or (Ia) for use as a CB receptor modulator of the
invention includes a compound having a CB1 inverse-agonist IC_{50} for CB1 inverse-
25 agonist binding activity of between about 50 μM to about 0.01 nM; between about 25
 μM to about 0.01 nM; between about 15 μM to about 0.01 nM; between about 10 μM
to about 0.01 nM; between about 1 μM to about 0.01 nM; between about 800 nM to
about 0.01 nM; between about 200 nM to about 0.01 nM; between about 100 nM to
about 0.01 nM; between about 80 nM to about 0.01 nM; between about 20 nM to
30 about 0.01 nM; between about 10 nM to about 0.1 nM; or about 0.1 nM.

A compound of formulae (I) or (Ia) for use as a CB receptor modulator of the

invention includes a compound having a CB2 agonist IC_{50} for CB2 agonist binding activity of between about 50 μ M to about 0.01 nM; between about 25 μ M to about 0.01 nM; between about 15 μ M to about 0.01 nM; between about 10 μ M to about 0.01 nM; between about 1 μ M to about 0.01 nM; between about 800 nM to about 0.01 nM; 5 between about 200 nM to about 0.01 nM; between about 100 nM to about 0.01 nM; between about 80 nM to about 0.01 nM; between about 20 nM to about 0.01 nM; between about 10 nM to about 0.1 nM; or about 0.1 nM.

A compound of formulae (I) or (Ia) for use as a CB receptor modulator of the invention includes a compound having a CB2 antagonist IC_{50} for CB2 antagonist 10 binding activity of between about 50 μ M to about 0.01 nM; between about 25 μ M to about 0.01 nM; between about 15 μ M to about 0.01 nM; between about 10 μ M to about 0.01 nM; between about 1 μ M to about 0.01 nM; between about 800 nM to about 0.01 nM; between about 200 nM to about 0.01 nM; between about 100 nM to about 0.01 nM; between about 80 nM to about 0.01 nM; between about 20 nM to about 0.01 nM; between about 10 nM to about 0.1 nM; or about 0.1 nM. 15

A compound of formulae (I) or (Ia) for use as a CB receptor modulator of the invention includes a compound having a CB2 inverse-agonist IC_{50} for CB2 inverse-agonist binding activity of between about 50 μ M to about 0.01 nM; between about 25 20 μ M to about 0.01 nM; between about 15 μ M to about 0.01 nM; between about 10 μ M to about 0.01 nM; between about 1 μ M to about 0.01 nM; between about 800 nM to about 0.01 nM; between about 200 nM to about 0.01 nM; between about 100 nM to about 0.01 nM; between about 80 nM to about 0.01 nM; between about 20 nM to about 0.01 nM; between about 10 nM to about 0.1 nM; or about 0.1 nM.

The term "cannabinoid receptor" refers to any one of the known or heretofore 25 unknown subtypes of the class of cannabinoid receptors that may be bound by a cannabinoid modulator compound of the present invention; in particular, a cannabinoid receptor selected from the group consisting of a CB1 receptor and a CB2 receptor. The term "modulator" further refers to the use of a compound of the invention as a CB receptor agonist, antagonist or inverse-agonist.

30 The present invention includes a method for treating, ameliorating or preventing a CB receptor mediated syndrome, disorder or disease in a subject in need thereof

comprising the step of administering to the subject an effective amount of a compound of the present invention or composition thereof, wherein the cannabinoid receptor is a CB1 or CB2 receptor; and, the compound is an agonist, antagonist or inverse-agonist of the receptor.

5 The present invention includes a method for treating, ameliorating or preventing a CB receptor mediated syndrome, disorder or disease in a subject in need thereof comprising the step of administering to the subject an effective amount of a compound of the present invention in a combination product and/or therapy with a therapeutic agent such as an anticonvulsant or contraceptive agent or composition thereof, wherein
10 the cannabinoid receptor is a CB1 or CB2 receptor; and, the compound is an agonist, antagonist or inverse-agonist of the receptor.

 It should be understood that contraceptive agents suitable for use in a combination product and/or therapy are not limited to oral contraceptives, but also include other commonly available contraceptives such as those that are administered
15 transdermally, by injection or *via* implant.

 Except as further specified, “combination product and/or therapy” means a pharmaceutical composition comprising a compound of formulae (I) or (Ia) in combination with one or more therapeutic agents. The dosages of the compound of formula (I) or (Ia) and the one or more therapeutic agents are adjusted when combined
20 to achieve an effective amount.

 The term “subject” as used herein, refers to a patient, which may be an animal, preferably a mammal, most preferably a human, which has been the object of treatment, observation or experiment and is at risk of (or susceptible to) developing a CB receptor mediated syndrome, disorder or disease.

25 The term “administering” is to be interpreted in accordance with the methods of the present invention. Such methods include therapeutically or prophylactically administering an effective amount of a composition or medicament of the present invention at different times during the course of a therapy or concurrently as a product in a combination form.

30 Prophylactic administration can occur prior to the manifestation of symptoms characteristic of a CB receptor mediated syndrome, disorder or disease such that the

syndrome, disorder or disease is treated, ameliorated, prevented or otherwise delayed in its progression. The methods of the present invention are further to be understood as embracing all therapeutic or prophylactic treatment regimens used by those skilled in the art.

5 The term “effective amount” refers to that amount of active compound or pharmaceutical agent that elicits the biological or medicinal response in a tissue system, animal or human, that is being sought by a researcher, veterinarian, medical doctor, or other clinician, which includes alleviation of the symptoms of the syndrome, disorder or disease being treated. The effective amount of a compound of the invention is from
10 about 0.001 mg/kg/day to about 300 mg/kg/day.

 Wherein the present invention is directed to the administration of a combination of a compound of formula (I) and an anticonvulsant or contraceptive agent, the term “effective amount” means that amount of the combination of agents taken together so that the combined effect elicits the desired biological or medicinal response.

15 As those skilled in the art will appreciate, the effective amounts of the components comprising the combination product may be independently optimized and combined to achieve a synergistic result whereby the pathology is reduced more than it would be if the components of the combination product were used alone.

 For example, the effective amount of a combination product and/or therapy
20 comprising administration of a compound of formula (I) and topiramate would be the amount of the compound of formula (I) and the amount of topiramate that when taken together or sequentially have a combined effect that is effective. Further, it will be recognized by one skilled in the art that in the case of combination product and/or therapy with an effective amount, as in the example above, the amount of the
25 compound of formula (I) and/or the amount of the anticonvulsant (e.g., topiramate) individually may or may not be effective.

 Wherein the present invention is directed to the administration of a combination product and/or therapy, the instant compound and the anticonvulsant or contraceptive agent may be co-administered by any suitable means, simultaneously, sequentially or in
30 a single pharmaceutical composition. Where the instant compound(s) and the anticonvulsant or contraceptive agent components are administered separately, the

number of dosages of each compound(s) given per day, may not necessarily be the same, e.g. where one compound may have a greater duration of activity, and will therefore, be administered less frequently.

5 The compound(s) of formula (I) and the anticonvulsant(s) or contraceptive agent(s) may be administered via the same or different routes of administration. The compound(s) of formula (I) and the anticonvulsant(s) or contraceptive agent(s) may be administered via the same or different routes of administration.

10 Suitable examples of methods of administration are orally, intravenous (iv), intramuscular (im), and subcutaneous (sc). Compounds may also be administered directly to the nervous system including, but not limited to the intracerebral, intraventricular, intracerebroventricular, intrathecal, intracisternal, intraspinal and/or peri-spinal routes of administration by delivery via intracranial or intravertebral needles and/or catheters with or without pump devices.

15 The compound(s) of formula (I) and the anticonvulsant(s) or contraceptive agent(s) may be administered according to simultaneous or alternating regimens, at the same or different times during the course of the therapy, concurrently in divided or single forms.

20 Optimal dosages to be administered may be readily determined by those skilled in the art, and will vary with the particular compound used, the mode of administration, the strength of the preparation and the advancement of the disease condition. In addition, factors associated with the particular patient being treated, including patient's sex, age, weight, diet, time of administration and concomitant diseases, will result in the need to adjust dosages.

25 The term "CB receptor mediated syndrome, disorder, or disease" refers to syndromes, disorders or diseases associated with a biological response mediated by a CB receptor such that there is discomfort or decreased life expectancy to the organism.

30 CB receptor mediated syndromes, disorders or diseases can occur in both animals and humans and include appetite, obesity, metabolism, diabetes, obesity, glaucoma-associated intraocular pressure, social, mood, seizure, substance abuse, learning, cognition, memory, organ contraction, muscle spasm, bowel, respiratory, locomotor activity, movement, immune, inflammation, cell growth, pain or

neurodegenerative related syndromes, disorders or diseases.

Appetite related syndromes, disorders or diseases include obesity, overweight condition, anorexia, bulimia, cachexia, dysregulated appetite and the like.

Obesity related syndromes, disorders or diseases include obesity as a result of
5 genetics, diet, food intake volume, metabolic syndrome, disorder or disease, hypothalamic disorder or disease, age, reduced activity, abnormal adipose mass distribution, abnormal adipose compartment distribution and the like.

Metabolism or obesity related syndromes, disorders or diseases include
10 metabolic syndrome, dyslipidemia, elevated blood pressure, diabetes, insulin sensitivity or resistance, hyperinsulinemia, hypercholesterolemia, hyperlipidemias, hypertriglyceridemias, atherosclerosis, hepatomegaly, steatosis, abnormal alanine aminotransferase levels, inflammation, atherosclerosis and the like.

Diabetes related syndromes, disorders or diseases include glucose
15 dysregulation, insulin resistance, glucose intolerance, hyperinsulinemia, dyslipidemia, hypertension, obesity and the like.

Type II diabetes mellitus (non-insulin-dependent diabetes mellitus) is a
20 metabolic disorder (i.e., a metabolism related syndrome, disorder or disease) in which glucose dysregulation and insulin resistance results in chronic, long-term medical complications for both adolescents and adults affecting the eyes, kidneys, nerves and blood vessels and can lead to blindness, end-stage renal disease, myocardial infarction or limb amputation and the like. Glucose dysregulation includes the inability to make sufficient insulin (abnormal insulin secretion) and the inability to effectively use insulin (resistance to insulin action in target organs and tissues). Individuals suffering from
25 Type II diabetes mellitus have a relative insulin deficiency. That is, in such individuals, plasma insulin levels are normal to high in absolute terms, although they are lower than predicted for the level of plasma glucose that is present.

Type II diabetes mellitus is characterized by the following clinical signs or
30 symptoms: persistently elevated plasma glucose concentration or hyperglycemia; polyuria; polydipsia and / or polyphagia; chronic microvascular complications such as retinopathy, nephropathy and neuropathy; and macrovascular complications such as hyperlipidemia and hypertension. These micro-and macro-vascular complications can

lead to blindness, end-stage renal disease, limb amputation and myocardial infarction.

Insulin Resistance Syndrome (IRS) (also referred to as Syndrome X, Metabolic Syndrome or Metabolic Syndrome X) is a disorder that presents risk factors for the development of Type II diabetes and cardiovascular disease including glucose
5 intolerance, hyperinsulinemia, insulin resistance, dyslipidemia (e.g. high triglycerides, low HDL-cholesterol and the like), hypertension and obesity.

Social or mood related syndromes, disorders or diseases include depression, anxiety, psychosis, social affective disorders or cognitive disorders and the like.

Substance abuse related syndromes, disorders or diseases include drug abuse,
10 drug withdrawal, alcohol abuse, alcohol withdrawal, nicotine withdrawal, cocaine abuse, cocaine withdrawal, heroin abuse, heroin withdrawal and the like.

Learning, cognition or memory related syndromes, disorders or diseases include memory loss or impairment as a result of age, disease, side effects of medications (adverse events) and the like.

15 Muscle spasm syndromes, disorders or diseases include multiple sclerosis, cerebral palsy and the like.

Locomotor activity and movement syndromes, disorders or diseases include stroke, Parkinson's disease, multiple sclerosis, epilepsy and the like.

Bowel related syndromes, disorders or diseases include bowel dysmotility
20 associated disorders (either accompanied by pain, diarrhea or constipation or without), irritable bowel syndrome (and other forms of bowel dysmotility and the like), inflammatory bowel diseases (such as ulcerative colitis, Crohn's disease and the like) and celiac disease.

Respiratory related syndromes, disorders or diseases include chronic pulmonary
25 obstructive disorder, emphysema, asthma, bronchitis and the like.

Immune or inflammation related syndromes, disorders or diseases include allergy, rheumatoid arthritis, dermatitis, autoimmune disease, immunodeficiency, chronic neuropathic pain and the like.

Cell growth related syndromes, disorders or diseases include dysregulated

mammalian cell proliferation, breast cancer cell proliferation, prostate cancer cell proliferation and the like.

Pain related syndromes, disorders or diseases include central and peripheral pathway mediated pain, bone and joint pain, migraine headache associated pain, cancer pain, menstrual cramps, labor pain and the like.

Neurodegenerative related syndromes, disorders or diseases include Parkinson's Disease, multiple sclerosis, epilepsy, ischemia or secondary biochemical injury collateral to traumatic head or brain injury, brain inflammation, eye injury or stroke and the like.

10 The present invention includes a method for treating, ameliorating or preventing a cannabinoid receptor agonist mediated syndrome, disorder or disease in a subject in need thereof comprising the step of administering to the subject an effective amount of a cannabinoid agonist compound of the present invention or composition thereof.

15 The present invention includes a method for treating, ameliorating or preventing a cannabinoid receptor agonist mediated syndrome, disorder or disease in a subject in need thereof comprising the step of administering to the subject an effective amount of a cannabinoid agonist compound of the present invention in a combination product and/or therapy with an anticonvulsant or composition thereof.

20 The present invention includes a method for treating, ameliorating or preventing a cannabinoid receptor inverse-agonist mediated syndrome, disorder or disease in a subject in need thereof comprising the step of administering to the subject an effective amount of a cannabinoid inverse-agonist compound of the present invention or composition thereof.

25 The present invention includes a method for treating, ameliorating or preventing a cannabinoid receptor inverse-agonist mediated syndrome, disorder or disease in a subject in need thereof comprising the step of administering to the subject an effective amount of a cannabinoid inverse-agonist compound of the present invention in a combination product and/or therapy with an anticonvulsant or composition thereof.

30 The present invention includes a method for treating, ameliorating or preventing a cannabinoid receptor inverse-agonist mediated syndrome, disorder or disease in a

subject in need thereof comprising the step of administering to the subject an effective amount of a cannabinoid inverse-agonist compound of the present invention in a combination product and/or therapy with one or more contraceptives or composition thereof.

5 The present invention includes a method for treating, ameliorating or preventing a cannabinoid receptor antagonist mediated syndrome, disorder or disease in a subject in need thereof comprising the step of administering to the subject an effective amount of a cannabinoid antagonist compound of the present invention or composition thereof.

10 The present invention includes a method for treating, ameliorating or preventing a cannabinoid receptor antagonist mediated syndrome, disorder or disease in a subject in need thereof comprising the step of administering to the subject an effective amount of a cannabinoid antagonist compound of the present invention in a combination product and/or therapy with an anticonvulsant or composition thereof.

15 The present invention includes a method for treating, ameliorating or preventing a cannabinoid receptor antagonist mediated syndrome, disorder or disease in a subject in need thereof comprising the step of administering to the subject a therapeutically or prophylactically effective amount of a cannabinoid antagonist compound of the present invention in a combination product and/or therapy with one or more contraceptives or composition thereof.

20 The present invention includes a method for treating, ameliorating or preventing a CB1 receptor agonist mediated syndrome, disorder or disease in a subject in need thereof comprising the step of administering to the subject an effective amount of a CB1 agonist compound of the present invention or composition thereof.

25 The present invention includes a method for treating, ameliorating or preventing a CB1 receptor agonist mediated syndrome, disorder or disease in a subject in need thereof comprising the step of administering to the subject an effective amount of a CB1 agonist compound of the present invention in a combination product and/or therapy with an anticonvulsant or composition thereof.

30 The present invention includes a method for treating, ameliorating or preventing a CB1 receptor inverse-agonist mediated syndrome, disorder or disease in a subject in need thereof comprising the step of administering to the subject an effective amount of

a CB1 inverse-agonist compound of the present invention or composition thereof.

The present invention includes a method for treating, ameliorating or preventing a CB1 receptor inverse-agonist mediated syndrome, disorder or disease in a subject in need thereof comprising the step of administering to the subject an effective amount of
5 a CB1 inverse-agonist compound of the present invention in a combination product and/or therapy with an anticonvulsant or composition thereof.

The present invention includes a method for treating, ameliorating or preventing a CB1 receptor inverse-agonist mediated syndrome, disorder or disease in a subject in need thereof comprising the step of administering to the subject an effective amount of
10 a CB1 inverse-agonist compound of the present invention in a combination product and/or therapy with one or more contraceptives or composition thereof.

The present invention includes a method for treating, ameliorating or preventing a CB1 receptor inverse-agonist mediated appetite related, obesity related or metabolism related syndrome, disorder or disease in a subject in need thereof comprising the step of
15 administering to the subject an effective amount of a CB1 inverse-agonist compound of the present invention or composition thereof.

The present invention includes a method for treating, ameliorating or preventing a CB1 receptor inverse-agonist mediated appetite related, obesity related or metabolism related syndrome, disorder or disease in a subject in need thereof comprising the step of
20 administering to the subject an effective amount of a CB1 inverse-agonist compound of the present invention in a combination product and/or therapy with an anticonvulsant or composition thereof.

The present invention includes a method for treating, ameliorating or preventing a CB1 receptor inverse-agonist mediated appetite related, obesity related or metabolism related syndrome, disorder or disease in a subject in need thereof comprising the step of
25 administering to the subject an effective amount of a CB1 inverse-agonist compound of the present invention in a combination product and/or therapy with one or more contraceptives or composition thereof.

Appetite related syndromes, disorders or diseases include obesity, overweight
30 condition, anorexia, bulimia, cachexia, dysregulated appetite and the like.

Obesity related syndromes, disorders or diseases include obesity as a result of genetics, diet, food intake volume, metabolic syndrome, disorder or disease, hypothalamic disorder or disease, age, reduced activity, abnormal adipose mass distribution, abnormal adipose compartment distribution and the like.

5 Metabolism related syndromes, disorders or diseases include metabolic syndrome, dyslipidemia, elevated blood pressure, diabetes, insulin sensitivity or resistance, hyperinsulinemia, hypercholesterolemia, hyperlipidemias, hypertriglyceridemias, atherosclerosis, hepatomegaly, steatosis, abnormal alanine aminotransferase levels, inflammation, atherosclerosis and the like.

10 The present invention includes a method for treating, ameliorating or preventing a CB1 receptor antagonist mediated syndrome, disorder or disease in a subject in need thereof comprising the step of administering to the subject an effective amount of a CB1 antagonist compound of the present invention or composition thereof.

15 The present invention includes a method for treating, ameliorating or preventing a CB1 receptor antagonist mediated syndrome, disorder or disease in a subject in need thereof comprising the step of administering to the subject an effective amount of a CB1 antagonist compound of the present invention in a combination product and/or therapy with an anticonvulsant or composition thereof.

20 The present invention includes a method for treating, ameliorating or preventing a CB1 receptor antagonist mediated syndrome, disorder or disease in a subject in need thereof comprising the step of administering to the subject an effective amount of a CB1 antagonist compound of the present invention in a combination product and/or therapy with one or more contraceptives or composition thereof.

25 The present invention includes a method for treating, ameliorating or preventing a CB2 receptor agonist mediated syndrome, disorder or disease in a subject in need thereof comprising the step of administering to the subject an effective amount of a CB2 agonist compound of the present invention or composition thereof.

30 The present invention includes a method for treating, ameliorating or preventing a CB2 receptor agonist mediated syndrome, disorder or disease in a subject in need thereof comprising the step of administering to the subject an effective amount of a CB2 agonist compound of the present invention in a combination product and/or

therapy with an anticonvulsant or composition thereof.

The present invention includes include a method for treating, ameliorating or preventing a CB2 receptor inverse-agonist mediated syndrome, disorder or disease in a subject in need thereof comprising the step of administering to the subject an effective
5 amount of a CB2 inverse-agonist compound of the present invention or composition thereof.

The present invention includes a method for treating, ameliorating or preventing a CB2 receptor inverse-agonist mediated syndrome, disorder or disease in a subject in need thereof comprising the step of administering to the subject an effective amount of
10 a CB2 inverse-agonist compound of the present invention in a combination product and/or therapy with an anticonvulsant or composition thereof.

The present invention includes a method for treating, ameliorating or preventing a CB2 receptor antagonist mediated syndrome, disorder or disease in a subject in need thereof comprising the step of administering to the subject an effective amount of a
15 CB2 antagonist compound of the present invention or composition thereof.

The present invention includes a method for treating, ameliorating or preventing a CB2 receptor antagonist mediated syndrome, disorder or disease in a subject in need thereof comprising the step of administering to the subject an effective amount of a
20 CB2 antagonist compound of the present invention in a combination product and/or therapy with an anticonvulsant or composition thereof.

The present invention includes a method for treating, ameliorating or preventing a metabolism related syndrome, disorder or disease, an appetite related syndrome, disorder or disease, a diabetes related syndrome, disorder or disease, an obesity related syndrome, disorder or disease or a learning, cognition or memory related syndrome,
25 disorder or disease in a subject in need thereof comprising the step of administering to the subject an effective amount of a compound of the present invention or composition thereof.

The present invention includes a method for treating, ameliorating or preventing a metabolism related syndrome, disorder or disease, an appetite related syndrome,
30 disorder or disease, a diabetes related syndrome, disorder or disease, an obesity related syndrome, disorder or disease or a learning, cognition or memory related syndrome,

disorder or disease in a subject in need thereof comprising the step of administering to the subject an effective amount of a compound of the present invention in a combination product and/or therapy with an anticonvulsant or composition thereof.

5 The present invention includes a pharmaceutical composition or medicament comprising an admixture of a compound of the present invention and an optional pharmaceutically acceptable carrier.

The present invention includes a pharmaceutical composition or medicament comprising an admixture of two or more compounds of the present invention and an optional pharmaceutically acceptable carrier.

10 The present invention also includes a pharmaceutical composition or medicament comprising an admixture of a compound of formula (I), an anticonvulsant and an optional pharmaceutically acceptable carrier.

15 Such pharmaceutical compositions are particularly useful for treating a subject suffering from a metabolism related syndrome, disorder or disease, an appetite related syndrome, disorder or disease, a diabetes related syndrome, disorder or disease, an obesity related syndrome, disorder or disease, or a learning, cognition or memory related syndrome, disorder or disease.

20 Anticonvulsants useful in the methods and compositions of the present invention in combination with a compound of formula (I) or (Ia) include, but are not limited to, topiramate, analogs of topiramate, carbamazepine, valproic acid, lamotrigine, gabapentin, phenytoin and the like and mixtures or pharmaceutically acceptable salts thereof.

25 Topiramate, 2,3:4,5-bis-O-(1-methylethylidene)- β -D-fructopyranose sulfamate, is currently marketed for the treatment of seizures in patients with simple and complex partial epilepsy and seizures in patients with primary or secondary generalized seizures in the United States, Europe and most other markets throughout the world. Topiramate is currently available for oral administration in round tablets containing 25 mg, 100 mg or 200 mg of active agent, and as 15 mg and 25 mg sprinkle capsules for oral administration as whole capsules or opened and sprinkled onto soft food. U.S. Patent
30 No. 4,513,006, incorporated herein by reference, discloses topiramate and analogs of topiramate, their manufacture and use for treating epilepsy. Additionally, topiramate

may also be made by the process disclosed in US Patent Nos. 5,242,942 and 5,384,327, which are incorporated by reference herein. The term “analogs of topiramate”, as used herein, refers to the sulfamate compounds of formula (I), which are disclosed in U.S. Patent No. 4,513,006 (*see, e.g.*, column 1, lines 36-65 of U.S. 4,513,006).

5 For use in the methods of the present invention in combination with a compound of the formula (I) or (Ia), topiramate (or an analog of topiramate) can be administered in the range of about 10 to about 1000 mg daily, preferably in the range of about 10 to about 650 mg daily, more preferably in the range of about 15 to about 325 mg once or twice daily.

10 Carbamazepine, 5*H*-dibenz[*b,f*]azepine-5-carboxamide, is an anticonvulsant and specific analgesic for trigeminal neuralgia, available for oral administration as chewable tablets of 100 mg, tablets of 200 mg, XR (extended release) tablets of 100, 200, and 400 mg, and as a suspension of 100 mg/5 mL (teaspoon); U.S. Patent No. 2,948,718, herein incorporated by reference in its entirety, discloses carbamazepine and
15 its methods of use.

For use in the methods of the present invention in combination with a compound of the formula (I) or (Ia), carbamazepine can be administered in the range of about 200 to about 1200 mg/day; preferably, about 400 mg/day.

20 Valproic acid, 2-propylpentanoic acid or dipropylacetic acid, is an antiepileptic agent commercially available as soft elastic capsules containing 250 mg valproic acid, and as syrup containing the equivalent of 250 mg valproic acid per 5 mL as the sodium salt. Valproic acid and various pharmaceutically acceptable salts are disclosed in U.S. Patent No. 4,699,927, which is incorporated by reference herein in its entirety.

25 For use in the methods of the present invention in combination with a compound of the formula (I) or (Ia), valproic acid can be administered in the range of about 250 to about 2500 mg/day; preferably, about 1000 mg/day.

30 Lamotrigine, 3,5-diamino-6-(2,3-dichlorophenyl)-1,2,4-triazine, is an antiepileptic drug commercially available for oral administration as tablets containing 25 mg, 100 mg, 150 mg, and 200 mg of lamotrigine, and as chewable dispersible tablets containing 2 mg, 5 mg, or 25 mg of lamotrigine. Lamotrigine and its uses are disclosed in U.S. Patent No. 4,486,354, incorporated by reference herein in its entirety.

For use in the methods of the present invention in combination with a compound of the formula (I) or (Ia), lamotrigine can be administered in the range of about 50 to about 600 mg/day in one to two doses; preferably, about 200 to about 400 mg/day; most preferably, about 200 mg/day.

5 Gabapentin, 1-(aminomethyl)cyclohexaneacetic acid, is commercially available for the adjunctive treatment of epilepsy and for postherpetic neuralgia in adults as capsules containing 100 mg, 300 mg, and 400 mg of gabapentin, film-coated tablets containing 600 mg and 800 mg of gabapentin, and an oral solution containing 250 mg/5 mL of gabapentin. Gabapentin and its methods of use are described in U.S. Patent No.
10 4,024,175 and 4,087,544, herein incorporated by reference in their entirety.

For use in the methods of the present invention in combination with a compound of the formula (I) or (Ia), gabapentin can be administered in the range of about 300 to about 3600 mg/day in two to three divided doses; preferably, about 300 to about 1800 mg/day; most preferably, about 900 mg/day.

15 Phenytoin sodium, 5,5-diphenylhydantoin sodium salt, is an anticonvulsant, which is commercially available for oral administration as capsules containing 100 mg, 200 mg or 300 mg of phenytoin sodium.

For use in the methods of the present invention in combination with a compound of the formula (I) or (Ia), phenytoin sodium can be administered in the range
20 of about 100 to about 500 mg/day; preferably, about 300 to about 400 mg/day; most preferably, about 300 mg/day.

The present invention also includes a pharmaceutical composition or medicament comprising an admixture of a compound of formula (I) or (Ia), one or more contraceptives and an optional pharmaceutically acceptable carrier.

25 Contraceptives suitable for use in a combination product and/or therapy include, for example, ORTHO CYCLEN[®], ORTHO TRI-CYCLEN[®], ORTHO TRI-CYCLEN LO[®], and ORTHO EVRA[®], all available from Ortho-McNeil Pharmaceutical, Inc., Raritan, NJ. It should also be understood that contraceptives suitable for use in the invention encompass those contraceptives that include a folic acid component.

30 Smoking and/or obesity have been identified as risk factors in women taking

oral contraceptives. CB1 receptor antagonists and inverse agonists have been found to be useful therapeutic agents for reducing the urge to smoke and for assisting patients with eating disorders to lose weight.

Accordingly, the invention further includes a method of reducing the risk factors associated with smoking and/or obesity for women taking contraceptives by co-administering with a contraceptive at least one of a CB1 receptor antagonist and/or CB1 receptor inverse-agonist compound of formula (I) or (Ia).

The use of such compounds or a pharmaceutical composition or medicament thereof is to reduce the desire to smoke and/or to assist in weight loss for patients taking contraceptives.

Pharmaceutical Compositions

The term “composition” refers to a product comprising the specified ingredients in the specified amounts, as well as any product that results, directly or indirectly, from combinations of the specified ingredients in the specified amounts. The invention further comprises mixing one or more of the compounds of the invention and a pharmaceutically acceptable carrier; and, includes those compositions resulting from such a process. Contemplated processes include both traditional and modern pharmaceutical techniques.

Pharmaceutical compositions of the invention may, alternatively or in addition to a compound of formula (I) or (Ia), comprise a pharmaceutically acceptable salt of a compound of formula (I) or (Ia) or a prodrug or pharmaceutically active metabolite of such a compound or salt in admixture with a pharmaceutically acceptable carrier.

The term “medicament” refers to a product for use in treating, ameliorating or preventing a cannabinoid receptor mediated syndrome, disorder or disease.

“Pharmaceutically acceptable carrier” means molecular entities and compositions that are of sufficient purity and quality for use in the formulation of a composition of the invention and that, when appropriately administered to an animal or a human, do not produce an adverse, allergic, or other untoward reaction.

Since both clinical and veterinary uses are equally included within the scope of the present invention, a pharmaceutically acceptable formulation would include a

composition or medicament formulation for either clinical or veterinary use.

The present invention includes a process for making the composition or medicament comprising mixing any of the instant compounds and a pharmaceutically acceptable carrier and include those compositions or medicaments resulting from such a process. Contemplated processes include both conventional and unconventional pharmaceutical techniques. Other examples include a composition or medicament comprising a mixture of at least two of the instant compounds in association with a pharmaceutically acceptable carrier.

The composition or medicament may be administered in a wide variety of dosage unit forms depending on the method of administration; wherein such methods include (without limitation) oral, sublingual, nasal (inhaled or insufflated), transdermal, rectal, vaginal, topical (with or without occlusion), intravenous (bolus or infusion) or for injection (intraperitoneally, subcutaneously, intramuscularly, intratumorally or parenterally) using a suitable dosage form well known to those of ordinary skill in the area of pharmaceutical administration. Accordingly, the term "dosage unit" or "dosage form" is alternatively used to refer to (without limitation) a tablet, pill, capsule, solution, syrup, elixir, emulsion, suspension, suppository, powder, granule or sterile solution, emulsion or suspension (for injection from an ampoule or using a device such as an auto-injector or for use as an aerosol, spray or drop). Furthermore, the composition may be provided in a form suitable for weekly or monthly administration (e.g. as an insoluble salt of the active compound (such as the decanoate salt) adapted to provide a depot preparation for intramuscular injection).

In preparing a dosage form, the principal active ingredient (such as a compound of the present invention or a pharmaceutically acceptable salt, racemate, enantiomer, or diastereomer thereof) is optionally mixed with one or more pharmaceutical carriers (such as a starch, sugar, diluent, granulating agent, lubricant, glidant, binder, disintegrating agent and the like), one or more inert pharmaceutical excipients (such as water, glycols, oils, alcohols, flavoring agents, preservatives, coloring agents, syrup and the like), one or more conventional tableting ingredient (such as corn starch, lactose, sucrose, sorbitol, talc, stearic acid, magnesium stearate, dicalcium phosphate, any of a variety of gums and the like) and a diluent (such as water and the like) to form a homogeneous composition (whereby the active ingredient is dispersed or suspended

evenly throughout the mixture) which may be readily subdivided into dosage units containing equal amounts of a compound of the present invention.

Binders include, without limitation, starch, gelatin, natural sugars (such as glucose, beta-lactose and the like), corn sweeteners and natural and synthetic gums (such as acacia, tragacanth, sodium oleate, sodium stearate, magnesium stearate, sodium benzoate, sodium acetate, sodium chloride and the like). Disintegrating agents include, without limitation, starch, methyl cellulose, agar, bentonite, xanthan gum and the like.

Because of the ease of administration, tablets and capsules represent an advantageous oral dosage unit form, wherein solid pharmaceutical carriers are employed. If desired, tablets may be sugar or film coated or enteric-coated by standard techniques. Tablets may also be coated or otherwise compounded to provide a prolonged therapeutic effect. For example, the dosage form may comprise an inner dosage and an outer dosage component, whereby the outer component is in the form of an envelope over the inner component. The two components may further be separated by a layer, which resists disintegration in the stomach (such as an enteric layer) and permits the inner component to pass intact into the duodenum or a layer which delays or sustains release. A variety of enteric and nonenteric layer or coating materials may be used (such as polymeric acids, shellacs, acetyl alcohol, cellulose acetate and the like) or combinations thereof.

The liquid forms in which a compound of the present invention may be incorporated for oral administration include (without limitation), aqueous solutions, suitably flavored syrups, aqueous or oil suspensions (using a suitable synthetic or natural gum dispersing or suspending agent such as tragacanth, acacia, alginate, dextran, sodium carboxymethylcellulose, methylcellulose, polyvinyl-pyrrolidone, gelatin and the like), flavored emulsions (using a suitable edible oil such as cottonseed oil, sesame oil, coconut oil, peanut oil and the like), elixirs and other similar liquid forms with a variety of pharmaceutically acceptable vehicles.

As is also known in the art, the compounds may alternatively be administered parenterally via injection. For parenteral administration, sterile solutions or injectable suspensions may be parenteral vehicles wherein appropriate liquid carriers, suspending agents and the like are employed. Sterile solutions are a preferred parenteral vehicle.

Isotonic preparations that generally contain suitable preservatives are employed when intravenous administration is desired. A parenteral formulation may consist of the active ingredient dissolved in or mixed with an appropriate inert liquid carrier. Acceptable liquid carriers comprise aqueous solvents and the like and other optional ingredients for aiding solubility or preservation. Such aqueous solvents include sterile water, Ringer's solution or an isotonic aqueous saline solution. Alternatively, a sterile non-volatile oil may be employed as a solvent agent. Other optional ingredients include vegetable oils (such as peanut oil, cottonseed oil, sesame oil and the like), organic solvents (such as solketal, glycerol, formyl and the like), preservatives, isotonizers, solubilizers, stabilizers, pain-soothing agents and the like. A parenteral formulation is prepared by dissolving or suspending the active ingredient in the liquid carrier whereby the final dosage unit contains from 0.005 to 10% by weight of the active ingredient.

Compounds of the present invention may be administered intranasally using a suitable intranasal vehicle. Compounds of the present invention may be administered topically using a suitable topical transdermal vehicle or a transdermal patch. Administration via a transdermal delivery system requires a continuous rather than intermittent dosage regimen.

Compounds of the present invention may also be administered via a rapid dissolving or a slow release composition, wherein the composition includes a biodegradable rapid dissolving or slow release carrier (such as a polymer carrier and the like) and a compound of the invention. Rapid dissolving or slow release carriers are well known in the art and are used to form complexes that capture therein an active compound(s) and either rapidly or slowly degrade/dissolve in a suitable environment (e.g., aqueous, acidic, basic, etc). Such particles are useful because they degrade/dissolve in body fluids and release the active compound(s) therein. The particle size of a compound of the present invention, carrier or any excipient used in such a composition may be optimally adjusted using techniques known to those of ordinary skill in the art.

The present invention includes a composition of an instant compound or prodrug thereof present in a prophylactically or therapeutically effective amount necessary for symptomatic relief to a subject in need thereof.

A prophylactically or therapeutically effective amount of an instant compound or prodrug thereof may range from about 0.001 mg to about 1 g and may be constituted into any form suitable for the administration method and regimen selected for the subject.

5 Depending on the subject and disease to be treated, the prophylactically or therapeutically effective amount for a person of average body weight of about 70 kg per day may range from about 0.001 mg/kg to about 300 mg/kg; from about 0.01 mg/kg to about 200 mg/kg; from about 0.05 mg/kg to about 100 mg/kg; or, from about 0.1 mg/kg to about 50 mg/kg.

10 An optimal prophylactically or therapeutically effective amount and administration method and regimen may be readily determined by those skilled in the art, and will vary depending on factors associated with the particular patient being treated (age, weight, diet and time of administration), the severity of the condition being treated, the compound and dosage unit being employed, the mode of
15 administration and the strength of the preparation.

Dosage unit(s) may be administered to achieve the therapeutically or prophylactically effective amount in a regimen of from about once per day to about 5 times per day. The preferred dosage unit for oral administration is a tablet containing
20 0.01, 0.05, 0.1, 0.5, 1.0, 2.5, 5.0, 10.0, 15.0, 25.0, 50.0, 100, 150, 200, 250 or 500 mg of the active ingredient.

Representative compounds of the present invention include compounds selected from:

Cpd	Name
1	(2 <i>S</i> ,3 <i>R</i>)-3-{{2-(4-methoxy-phenyl)-3-p-tolyl-4,5,6,7-tetrahydro-2H-indazole-7-carbonyl}-amino}-bicyclo[2.2.1]heptane-2-carboxylic acid ethyl ester,
2	2-(4-methoxy-phenyl)-3-p-tolyl-4,5,6,7-tetrahydro-2H-indazole-7-carboxylic acid [1-(octahydro-2,5-methano-inden-5-yl)-ethyl]-amide,
3	(2 <i>S</i> ,3 <i>S</i>)-3-{{2-(4-methoxy-phenyl)-3-p-tolyl-4,5,6,7-tetrahydro-2H-indazole-7-carbonyl}-amino}-bicyclo[2.2.1]heptane-2-carboxylic acid ethyl ester,
4	2-benzyl-3-(4-chloro-phenyl)-4,5,6,7-tetrahydro-2H-indazole-7-carboxylic acid (1,3,3-trimethyl-bicyclo[2.2.1]hept-2-yl)-amide,
5	2-benzyl-3-(4-chloro-phenyl)-4,5,6,7-tetrahydro-2H-indazole-7-carboxylic acid (1-cyclohexyl-ethyl)-amide,
6	2-benzyl-3-p-tolyl-4,5,6,7-tetrahydro-2H-indazole-7-carboxylic acid (1,3,3-trimethyl-bicyclo[2.2.1]hept-2-yl)-amide,

Cpd	Name
7	2-benzyl-3-p-tolyl-4,5,6,7-tetrahydro-2H-indazole-7-carboxylic acid (1-adamantan-1-yl-ethyl)-amide,
8	2-benzyl-3-p-tolyl-4,5,6,7-tetrahydro-2H-indazole-7-carboxylic acid (1-cyclohexyl-ethyl)-amide,
9	2-benzyl-3-(3-fluoro-phenyl)-4,5,6,7-tetrahydro-2H-indazole-7-carboxylic acid (1-cyclohexyl-ethyl)-amide,
10	2-{[3-(4-chloro-phenyl)-2-p-tolyl-4,5,6,7-tetrahydro-2H-indazole-7-carbonyl]-amino}-3-(4-hydroxy-phenyl)-propionic acid methyl ester,
11	3-{[3-(4-chloro-phenyl)-2-p-tolyl-4,5,6,7-tetrahydro-2H-indazole-7-carbonyl]-amino}-N-(1-methoxycarbonyl-2-phenyl-ethyl)-succinamic acid,
12	2-{[3-(4-chloro-phenyl)-2-(4-fluoro-phenyl)-4,5,6,7-tetrahydro-2H-indazole-7-carbonyl]-amino}-3-(4-hydroxy-phenyl)-propionic acid methyl ester,
13	3-{[3-(4-chloro-phenyl)-2-(4-fluoro-phenyl)-4,5,6,7-tetrahydro-2H-indazole-7-carbonyl]-amino}-N-(1-methoxycarbonyl-2-phenyl-ethyl)-succinamic acid,
14	2-{[3-(4-chloro-phenyl)-2-(4-methoxy-phenyl)-4,5,6,7-tetrahydro-2H-indazole-7-carbonyl]-amino}-3-(4-hydroxy-phenyl)-propionic acid methyl ester,
15	3-{[3-(4-chloro-phenyl)-2-(4-methoxy-phenyl)-4,5,6,7-tetrahydro-2H-indazole-7-carbonyl]-amino}-N-(1-methoxycarbonyl-2-phenyl-ethyl)-succinamic acid,
16	2-(4-methoxy-phenyl)-3-p-tolyl-4,5,6,7-tetrahydro-2H-indazole-7-carboxylic acid [(2 <i>S</i>)-1,3,3-trimethyl-bicyclo[2.2.1]hept-2-yl]-amide,
17	2-(4-methoxy-phenyl)-3-p-tolyl-4,5,6,7-tetrahydro-2H-indazole-7-carboxylic acid [(2 <i>R</i> ,3 <i>S</i>)-3-hydroxymethyl-bicyclo[2.2.1]hept-2-yl]-amide,
18	2-benzyl-3-(4-chloro-phenyl)-4,5,6,7-tetrahydro-2H-indazole-7-carboxylic acid (1-adamantan-1-yl-ethyl)-amide,
19	2-benzyl-3-(3-fluoro-phenyl)-4,5,6,7-tetrahydro-2H-indazole-7-carboxylic acid [(2 <i>S</i>)-1,3,3-trimethyl-bicyclo[2.2.1]hept-2-yl]-amide,
20	2-benzyl-3-(3-fluoro-phenyl)-4,5,6,7-tetrahydro-2H-indazole-7-carboxylic acid [1-(octahydro-2,5-methano-inden-5-yl)-ethyl]-amide,
21	2-(2,4-dichloro-phenyl)-3-(4-methoxy-phenyl)-4,5,6,7-tetrahydro-2H-indazole-7-carboxylic acid piperidin-1-ylamide,
22	2-(2,4-dichloro-phenyl)-3-(4-methoxy-phenyl)-4,5,6,7-tetrahydro-2H-indazole-7-carboxylic acid azepan-1-ylamide,
23	2-(2,4-dichloro-phenyl)-3-(4-methoxy-phenyl)-4,5,6,7-tetrahydro-2H-indazole-7-carboxylic acid [(1 <i>R</i>)-1-phenyl-ethyl]-amide,
24	(7 <i>R</i>)-2-(2,4-dichloro-phenyl)-3-(4-methoxy-phenyl)-4,5,6,7-tetrahydro-2H-indazole-7-carboxylic acid [(1 <i>R</i>)-1-phenyl-ethyl]-amide,
25	(7 <i>S</i>)-2-(2,4-dichloro-phenyl)-3-(4-methoxy-phenyl)-4,5,6,7-tetrahydro-2H-indazole-7-carboxylic acid [(1 <i>R</i>)-1-phenyl-ethyl]-amide,
26	2-(2,4-dichloro-phenyl)-3-(4-methoxy-phenyl)-4,5,6,7-tetrahydro-2H-indazole-7-carboxylic acid N'-methyl-N'-phenyl-hydrazide,
27	2-(2,4-dichloro-phenyl)-3-(4-methoxy-phenyl)-4,5,6,7-tetrahydro-2H-indazole-7-carboxylic acid [(1 <i>R</i>)-1-pyridin-2-yl-ethyl]-amide,
28	2-(2,4-dichloro-phenyl)-3-(4-methoxy-phenyl)-4,5,6,7-tetrahydro-2H-indazole-7-carboxylic acid (hexahydro-cyclopenta[c]pyrrol-2-yl)-amide,

Cpd	Name
29	3-(4-chloro-phenyl)-2-(2,4-dichloro-phenyl)-4,5,6,7-tetrahydro-2H-indazole-7-carboxylic acid [(1 <i>R</i>)-1-cyclohexyl-ethyl]-amide,
30	2-(2,4-dichloro-phenyl)-3-(4-methoxy-phenyl)-4,5,6,7-tetrahydro-2H-indazole-7-carboxylic acid [(1 <i>R</i> ,2 <i>S</i>)-1-hydroxy-indan-2-yl]-amide,
31	2-(2,4-dichloro-phenyl)-3-(4-methoxy-phenyl)-4,5,6,7-tetrahydro-2H-indazole-7-carboxylic acid [(1 <i>R</i>)-1-cyclohexyl-ethyl]-amide,
32	2-(2,4-dichloro-phenyl)-3-(4-methoxy-phenyl)-4,5,6,7-tetrahydro-2H-indazole-7-carboxylic acid [(2 <i>R</i>)-2-methoxymethyl-pyrrolidin-1-yl]-amide,
33	3-(4-chloro-phenyl)-2-(2,4-dichloro-phenyl)-4,5,6,7-tetrahydro-2H-indazole-7-carboxylic acid piperidin-1-ylamide
34	3-(4-chloro-phenyl)-2-(2,4-dichloro-phenyl)-4,5,6,7-tetrahydro-2H-indazole-7-carboxylic acid azepan-1-ylamide,
35	3-(4-chloro-phenyl)-2-(2,4-dichloro-phenyl)-4,5,6,7-tetrahydro-2H-indazole-7-carboxylic acid N'-methyl-N'-phenyl-hydrazide,
36	2-(2,4-dichloro-phenyl)-3-(4-fluoro-phenyl)-4,5,6,7-tetrahydro-2H-indazole-7-carboxylic acid [(1 <i>R</i>)-1-cyclohexyl-ethyl]-amide,
37	(7 <i>S</i>)-2-(2,4-dichloro-phenyl)-3-(4-fluoro-phenyl)-4,5,6,7-tetrahydro-2H-indazole-7-carboxylic acid [(1 <i>R</i>)-1-phenyl-ethyl]-amide,
38	(7 <i>R</i>)-2-(2,4-dichloro-phenyl)-3-(4-fluoro-phenyl)-4,5,6,7-tetrahydro-2H-indazole-7-carboxylic acid [(1 <i>R</i>)-1-phenyl-ethyl]-amide,
39	(7 <i>S</i>)-3-(4-chloro-phenyl)-2-(2,4-dichloro-phenyl)-4,5,6,7-tetrahydro-2H-indazole-7-carboxylic acid [(1 <i>R</i>)-1-phenyl-ethyl]-amide,
40	(7 <i>R</i>)-3-(4-chloro-phenyl)-2-(2,4-dichloro-phenyl)-4,5,6,7-tetrahydro-2H-indazole-7-carboxylic acid [(1 <i>R</i>)-1-phenyl-ethyl]-amide,
41	3-(4-bromo-phenyl)-2-(2,4-dichloro-phenyl)-4,5,6,7-tetrahydro-2H-indazole-7-carboxylic acid piperidin-1-ylamide,
42	3-(5-chloro-thiophen-2-yl)-2-(2,4-dichloro-phenyl)-4,5,6,7-tetrahydro-2H-indazole-7-carboxylic acid piperidin-1-ylamide,
43	3-(5-bromo-thiophen-2-yl)-2-(2,4-dichloro-phenyl)-4,5,6,7-tetrahydro-2H-indazole-7-carboxylic acid piperidin-1-ylamide,
44	3-(4-bromo-phenyl)-2-(2,4-dichloro-phenyl)-4,5,6,7-tetrahydro-2H-indazole-7-carboxylic acid [(1 <i>R</i>)-1-cyclohexyl-ethyl]-amide,
45	(7 <i>S</i>)-3-(4-bromo-phenyl)-2-(2,4-dichloro-phenyl)-4,5,6,7-tetrahydro-2H-indazole-7-carboxylic acid [(1 <i>R</i>)-1-phenyl-ethyl]-amide,
46	(7 <i>R</i>)-3-(4-bromo-phenyl)-2-(2,4-dichloro-phenyl)-4,5,6,7-tetrahydro-2H-indazole-7-carboxylic acid [(1 <i>R</i>)-1-phenyl-ethyl]-amide,
47	3-(5-chloro-thiophen-2-yl)-2-(2,4-dichloro-phenyl)-4,5,6,7-tetrahydro-2H-indazole-7-carboxylic acid [(1 <i>R</i>)-1-cyclohexyl-ethyl]-amide,
48	(7 <i>S</i>)-3-(5-chloro-thiophen-2-yl)-2-(2,4-dichloro-phenyl)-4,5,6,7-tetrahydro-2H-indazole-7-carboxylic acid [(1 <i>R</i>)-1-phenyl-ethyl]-amide,
49	(7 <i>R</i>)-3-(5-chloro-thiophen-2-yl)-2-(2,4-dichloro-phenyl)-4,5,6,7-tetrahydro-2H-indazole-7-carboxylic acid [(1 <i>R</i>)-1-phenyl-ethyl]-amide,
50	3-(4-chloro-phenyl)-2-(2,4-dichloro-phenyl)-4,5,6,7-tetrahydro-2H-indazole-7-carboxylic acid (hexahydro-cyclopenta[c]pyrrol-2-yl)-amide,

Cpd	Name
51	(7R)-3-(4-bromo-phenyl)-2-(2,4-dichloro-phenyl)-4,5,6,7-tetrahydro-2H-indazole-7-carboxylic acid piperidin-1-ylamide,
52	(7S)-3-(5-bromo-thiophen-2-yl)-2-(2,4-dichloro-phenyl)-4,5,6,7-tetrahydro-2H-indazole-7-carboxylic acid [(1R)-1-phenyl-ethyl]-amide,
53	(7R)-3-(5-bromo-thiophen-2-yl)-2-(2,4-dichloro-phenyl)-4,5,6,7-tetrahydro-2H-indazole-7-carboxylic acid [(1R)-1-phenyl-ethyl]-amide,
54	(7S)-3-(5-bromo-thiophen-2-yl)-2-(2,4-dichloro-phenyl)-4,5,6,7-tetrahydro-2H-indazole-7-carboxylic acid [(1R)-1-cyclohexyl-ethyl]-amide,
55	(7R)-3-(5-bromo-thiophen-2-yl)-2-(2,4-dichloro-phenyl)-4,5,6,7-tetrahydro-2H-indazole-7-carboxylic acid [(1R)-1-cyclohexyl-ethyl]-amide,
56	(7S)-3-(5-bromo-thiophen-2-yl)-2-(2,4-dichloro-phenyl)-4,5,6,7-tetrahydro-2H-indazole-7-carboxylic acid [(1S)-2-hydroxy-1-phenyl-ethyl]-amide,
57	(7R)-3-(5-bromo-thiophen-2-yl)-2-(2,4-dichloro-phenyl)-4,5,6,7-tetrahydro-2H-indazole-7-carboxylic acid [(1S)-2-hydroxy-1-phenyl-ethyl]-amide,
58	(7R)-3-(5-bromo-thiophen-2-yl)-2-(2,4-dichloro-phenyl)-4,5,6,7-tetrahydro-2H-indazole-7-carboxylic acid [(1R)-2-hydroxy-1-phenyl-ethyl]-amide, and
59	(7S)-3-(5-bromo-thiophen-2-yl)-2-(2,4-dichloro-phenyl)-4,5,6,7-tetrahydro-2H-indazole-7-carboxylic acid [(1R)-2-hydroxy-1-phenyl-ethyl]-amide.

Representative compounds of the present invention include compounds selected from:

Cpd	Name
3	(2S,3S)-3-{[2-(4-methoxy-phenyl)-3-p-tolyl-4,5,6,7-tetrahydro-2H-indazole-7-carboxyl]-amino}-bicyclo[2.2.1]heptane-2-carboxylic acid ethyl ester,
6	2-benzyl-3-p-tolyl-4,5,6,7-tetrahydro-2H-indazole-7-carboxylic acid (1,3,3-trimethyl-bicyclo[2.2.1]hept-2-yl)-amide,
7	2-benzyl-3-p-tolyl-4,5,6,7-tetrahydro-2H-indazole-7-carboxylic acid (1-adamantan-1-yl-ethyl)-amide,
8	2-benzyl-3-p-tolyl-4,5,6,7-tetrahydro-2H-indazole-7-carboxylic acid (1-cyclohexyl-ethyl)-amide,
16	2-(4-methoxy-phenyl)-3-p-tolyl-4,5,6,7-tetrahydro-2H-indazole-7-carboxylic acid [(2S)-1,3,3-trimethyl-bicyclo[2.2.1]hept-2-yl]-amide,
19	2-benzyl-3-(3-fluoro-phenyl)-4,5,6,7-tetrahydro-2H-indazole-7-carboxylic acid [(2S)-1,3,3-trimethyl-bicyclo[2.2.1]hept-2-yl]-amide,
20	2-benzyl-3-(3-fluoro-phenyl)-4,5,6,7-tetrahydro-2H-indazole-7-carboxylic acid [1-(octahydro-2,5-methano-inden-5-yl)-ethyl]-amide,
22	2-(2,4-dichloro-phenyl)-3-(4-methoxy-phenyl)-4,5,6,7-tetrahydro-2H-indazole-7-carboxylic acid azepan-1-ylamide,
23	2-(2,4-dichloro-phenyl)-3-(4-methoxy-phenyl)-4,5,6,7-tetrahydro-2H-indazole-7-carboxylic acid [(1R)-1-phenyl-ethyl]-amide,
24	(7R)-2-(2,4-dichloro-phenyl)-3-(4-methoxy-phenyl)-4,5,6,7-tetrahydro-2H-indazole-7-carboxylic acid [(1R)-1-phenyl-ethyl]-amide,
25	(7S)-2-(2,4-dichloro-phenyl)-3-(4-methoxy-phenyl)-4,5,6,7-tetrahydro-2H-indazole-7-carboxylic acid [(1R)-1-phenyl-ethyl]-amide,

Cpd	Name
26	2-(2,4-dichloro-phenyl)-3-(4-methoxy-phenyl)-4,5,6,7-tetrahydro-2H-indazole-7-carboxylic acid N ¹ -methyl-N ¹ -phenyl-hydrazide,
27	2-(2,4-dichloro-phenyl)-3-(4-methoxy-phenyl)-4,5,6,7-tetrahydro-2H-indazole-7-carboxylic acid [(1 <i>R</i>)-1-pyridin-2-yl-ethyl]-amide,
28	2-(2,4-dichloro-phenyl)-3-(4-methoxy-phenyl)-4,5,6,7-tetrahydro-2H-indazole-7-carboxylic acid (hexahydro-cyclopenta[c]pyrrol-2-yl)-amide,
29	3-(4-chloro-phenyl)-2-(2,4-dichloro-phenyl)-4,5,6,7-tetrahydro-2H-indazole-7-carboxylic acid [(1 <i>R</i>)-1-cyclohexyl-ethyl]-amide,
33	3-(4-chloro-phenyl)-2-(2,4-dichloro-phenyl)-4,5,6,7-tetrahydro-2H-indazole-7-carboxylic acid piperidin-1-ylamide
34	3-(4-chloro-phenyl)-2-(2,4-dichloro-phenyl)-4,5,6,7-tetrahydro-2H-indazole-7-carboxylic acid azepan-1-ylamide,
35	3-(4-chloro-phenyl)-2-(2,4-dichloro-phenyl)-4,5,6,7-tetrahydro-2H-indazole-7-carboxylic acid N ¹ -methyl-N ¹ -phenyl-hydrazide,
36	2-(2,4-dichloro-phenyl)-3-(4-fluoro-phenyl)-4,5,6,7-tetrahydro-2H-indazole-7-carboxylic acid [(1 <i>R</i>)-1-cyclohexyl-ethyl]-amide,
37	(7 <i>S</i>)-2-(2,4-dichloro-phenyl)-3-(4-fluoro-phenyl)-4,5,6,7-tetrahydro-2H-indazole-7-carboxylic acid [(1 <i>R</i>)-1-phenyl-ethyl]-amide,
38	(7 <i>R</i>)-2-(2,4-dichloro-phenyl)-3-(4-fluoro-phenyl)-4,5,6,7-tetrahydro-2H-indazole-7-carboxylic acid [(1 <i>R</i>)-1-phenyl-ethyl]-amide,
39	(7 <i>S</i>)-3-(4-chloro-phenyl)-2-(2,4-dichloro-phenyl)-4,5,6,7-tetrahydro-2H-indazole-7-carboxylic acid [(1 <i>R</i>)-1-phenyl-ethyl]-amide,
40	(7 <i>R</i>)-3-(4-chloro-phenyl)-2-(2,4-dichloro-phenyl)-4,5,6,7-tetrahydro-2H-indazole-7-carboxylic acid [(1 <i>R</i>)-1-phenyl-ethyl]-amide,
41	3-(4-bromo-phenyl)-2-(2,4-dichloro-phenyl)-4,5,6,7-tetrahydro-2H-indazole-7-carboxylic acid piperidin-1-ylamide,
44	3-(4-bromo-phenyl)-2-(2,4-dichloro-phenyl)-4,5,6,7-tetrahydro-2H-indazole-7-carboxylic acid [(1 <i>R</i>)-1-cyclohexyl-ethyl]-amide,
45	(7 <i>S</i>)-3-(4-bromo-phenyl)-2-(2,4-dichloro-phenyl)-4,5,6,7-tetrahydro-2H-indazole-7-carboxylic acid [(1 <i>R</i>)-1-phenyl-ethyl]-amide,
46	(7 <i>R</i>)-3-(4-bromo-phenyl)-2-(2,4-dichloro-phenyl)-4,5,6,7-tetrahydro-2H-indazole-7-carboxylic acid [(1 <i>R</i>)-1-phenyl-ethyl]-amide,
47	3-(5-chloro-thiophen-2-yl)-2-(2,4-dichloro-phenyl)-4,5,6,7-tetrahydro-2H-indazole-7-carboxylic acid [(1 <i>R</i>)-1-cyclohexyl-ethyl]-amide,
49	(7 <i>R</i>)-3-(5-chloro-thiophen-2-yl)-2-(2,4-dichloro-phenyl)-4,5,6,7-tetrahydro-2H-indazole-7-carboxylic acid [(1 <i>R</i>)-1-phenyl-ethyl]-amide,
51	(7 <i>R</i>)-3-(4-bromo-phenyl)-2-(2,4-dichloro-phenyl)-4,5,6,7-tetrahydro-2H-indazole-7-carboxylic acid piperidin-1-ylamide,
53	(7 <i>R</i>)-3-(5-bromo-thiophen-2-yl)-2-(2,4-dichloro-phenyl)-4,5,6,7-tetrahydro-2H-indazole-7-carboxylic acid [(1 <i>R</i>)-1-phenyl-ethyl]-amide,
55	(7 <i>R</i>)-3-(5-bromo-thiophen-2-yl)-2-(2,4-dichloro-phenyl)-4,5,6,7-tetrahydro-2H-indazole-7-carboxylic acid [(1 <i>R</i>)-1-cyclohexyl-ethyl]-amide,
56	(7 <i>S</i>)-3-(5-bromo-thiophen-2-yl)-2-(2,4-dichloro-phenyl)-4,5,6,7-tetrahydro-2H-indazole-7-carboxylic acid [(1 <i>S</i>)-2-hydroxy-1-phenyl-ethyl]-amide, and

Cpd	Name
57	(7R)-3-(5-bromo-thiophen-2-yl)-2-(2,4-dichloro-phenyl)-4,5,6,7-tetrahydro-2H-indazole-7-carboxylic acid [(1S)-2-hydroxy-1-phenyl-ethyl]-amide.

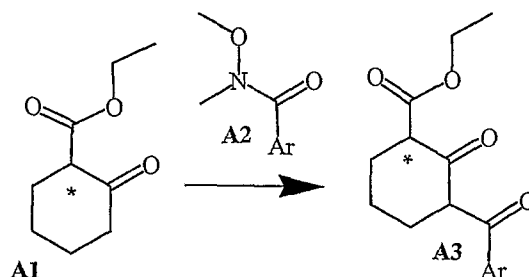
Synthetic Methods

Representative compounds of the present invention can be synthesized in accordance with the general synthetic schemes described below and are illustrated more particularly in the specific synthetic examples that follow. The general schemes and specific examples are offered by way of illustration; the invention should not be construed as being limited by the chemical reactions and conditions expressed. The methods for preparing the various starting materials used in the schemes and examples are well within the skill of persons versed in the art. No attempt has been made to optimize the yields obtained in any of the example reactions. One skilled in the art would know how to increase such yields through routine variations in reaction times, temperatures, solvents and/or reagents.

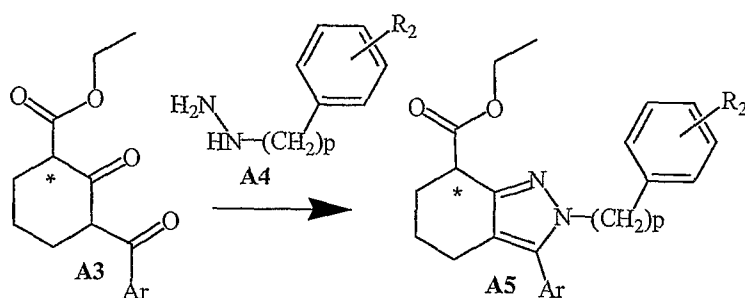
The terms used in describing the invention are commonly used and known to those skilled in the art. When used herein, the following abbreviations and formulae have the indicated meanings:

Cpd	compound
EDCI	1-(3-dimethylaminopropyl)-3-ethylcarbodiimide hydrochloride
DCM	dichloromethane
DMAP	4-dimethylaminopyridine
EtOAc	ethyl acetate
KOtBu	potassium tert-butoxy or potassium tert-butoxide
LDA	lithium diisopropylamine
LiHMDS	lithium bis(trimethylsilyl)amide
PTSA	<i>p</i> -toluene sulfonic acid
min(s)/hr(s)	minute(s)/hour(s)
N ₂	nitrogen
NaHCO ₃	sodium bicarbonate
RT/rt/r.t.	room temperature
TEA or Et ₃ N	triethylamine
THF	tetrahydrofuran

Scheme A



A solution of Compound **A1** (in a solvent such as THF and the like) in a reagent solution (such as LiHMDS in a solvent such as THF and the like) is reacted with a solution of Compound **A2** (in a solvent such as THF and the like) to provide Compound **A3**, which is used in the next step without further purification. When not commercially available, a particularly substituted Compound **A2** may be prepared by either literature methods or methods known to those skilled in the art.

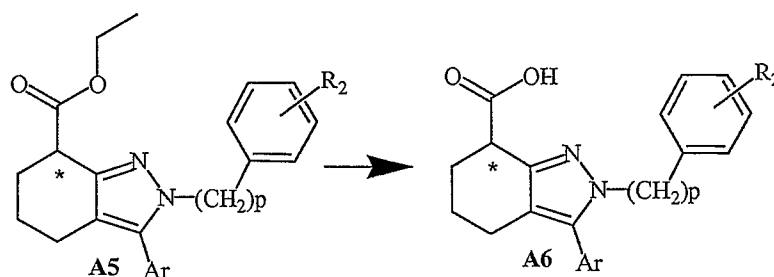


A solution of Compound **A3** (in a solvent such as one or more of MeOH, EtOH, CH₂Cl₂ and the like) is reacted with an anhydrous hydrazine Compound **A4** in the presence of a catalyst (such as a catalytic amount of PTSA and the like) to provide Compound **A5**.

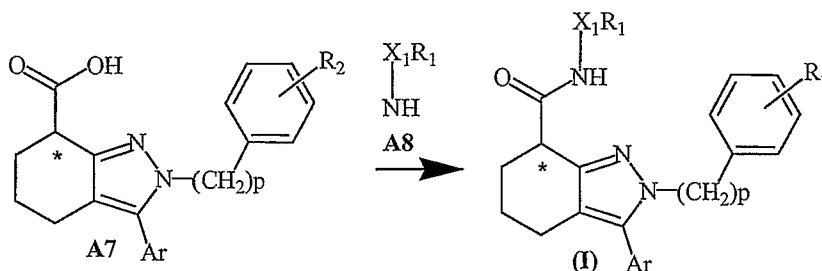
The hydrazine hydrochloride or dihydrochloride Compound **A4** may be converted to the free base by methods known to those skilled in the art. In the examples of the present invention, the free base is prepared either in situ (as shown for illustrative purposes in this Scheme) or separately (then added to the reaction mixture) by reaction with K₂CO₃.

As illustrated in this Scheme, Compound **A4** may also be further substituted with a variety of R₂ substituents (as previously defined herein). In many instances, the substituted hydrazine Compound **A4** is commercially available. When not commercially available, a particularly substituted Compound **A4** may be prepared by

methods known to those skilled in the art. More specifically, a halogenated X_1R_1 substituent moiety is reacted with a hydrazine hydrate solution at reflux and used without further purification as Compound A4.



- 5 An aqueous solution of a hydrolyzing agent (such as an aqueous solution of LiOH and the like in a solvent such as one or more of THF, MeOH, EtOH and the like) is reacted with a solution of Compound A5 (in a solvent such as THF and the like) to provide Compound A6.



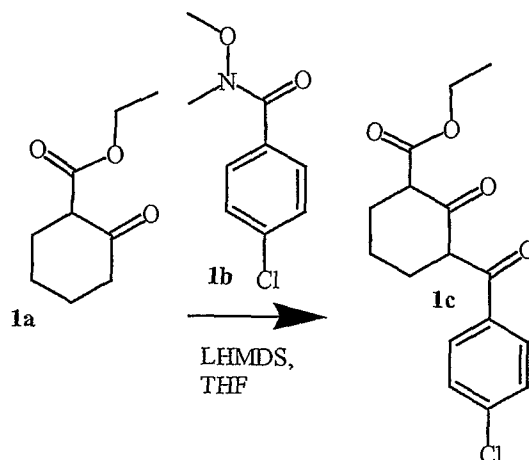
- 10 A reagent solution (such as one or more of CDI, EDCI, HOBt, DMAP and the like) is reacted with an equivalent solution of Compound A7 (in a solvent such as DMF, CH_2Cl_2 and the like). A solution of Compound A8 (in a reagent such as Et_3N and the like) and a catalyst (such as a catalytic amount of DMAP and the like) is reacted with the Compound A7 mixture to provide a Compound (I), representative of a
15 compound of Formula (I).

In general, Compound A8 is a commercially available substituted amine. When not commercially available, a particularly substituted amine Compound A8 may be prepared by methods known to those skilled in the art.

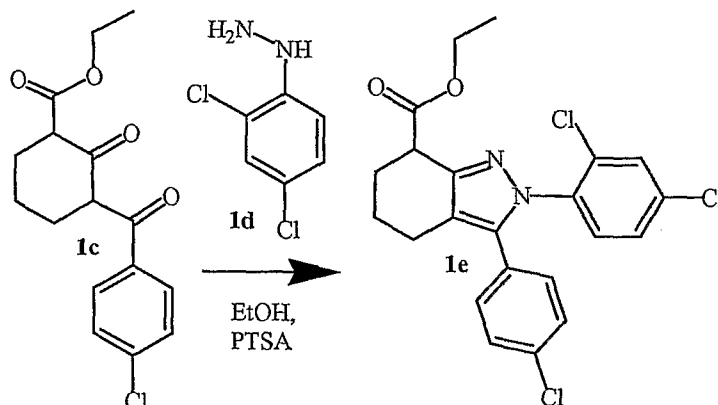
- 20 The synthetic examples that follow herein describe more completely the preparation of particular compounds included within the scope of the present invention.

Example 1

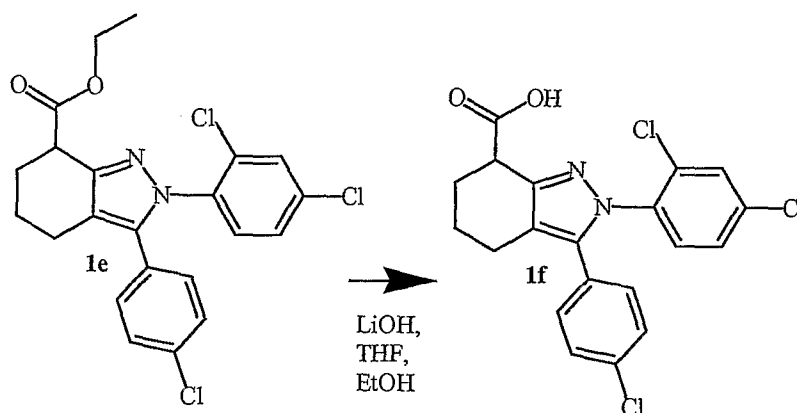
3-(4-chloro-phenyl)-2-(2,4-dichloro-phenyl)-4,5,6,7-tetrahydro-2H-indazole-7-carboxylic acid piperidin-1-ylamide (Cpd 33)



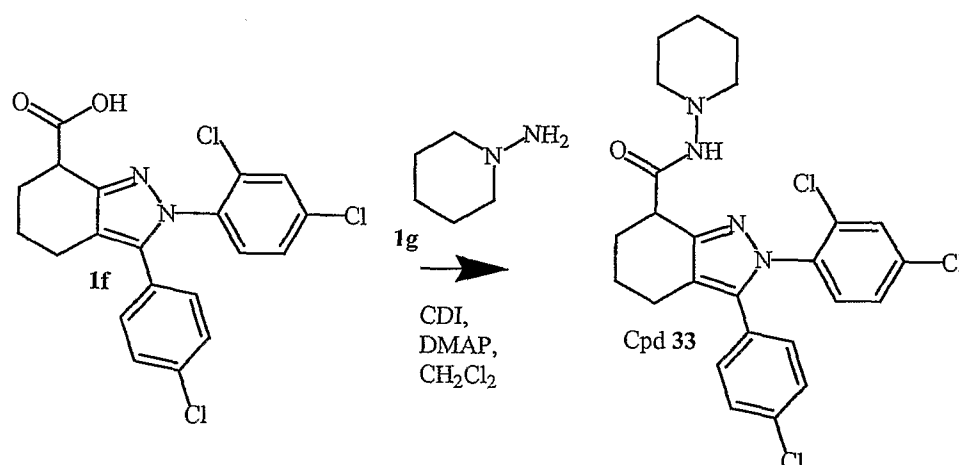
- 5 To a solution of LHMDS (21 mL, 2.1 mmol) in 50 mL of anhydrous THF under a nitrogen atmosphere at -78 °C was added 2-oxo-cyclohexanecarboxylic acid ethyl ester Compound **1a** (1.80 g, 10.0 mmol) in 10 mL of anhydrous THF. The resultant homogeneous mixture was left to stir at -78 °C for 40 min followed by the drop wise addition of 4-chloro-N-methoxy-N-methyl-benzamide Compound **1b** (2.0 g, 10 mmol)
- 10 in 10 mL of anhydrous THF. The reaction mixture was allowed to stir for 18 hours and allowed to warm to ambient temperature. The reaction mixture was quenched with water (50 mL) and the organic layer was extracted with EtOAc (200 mL) and washed with brine, separated and dried with anhydrous Na₂SO₄, then filtered and concentrated *in vacuo* to yield 3-(4-chloro-benzoyl)-2-oxo-cyclohexanecarboxylic acid ethyl ester
- 15 Compound **1c** (1.7 g) as an oil, which was used in the next step without further purification.



(2,4-dichloro-phenyl)-hydrazine Compound **1d** (1.07 g, 6.0 mmol) was added to a solution of Compound **1c** (1.7 g, 5.5 mmol) and PTSA (0.10 g, 0.55 mmol) in EtOH (50 mL) at ambient temperature under a N₂ atmosphere. The reaction mixture was stirred for 18 hours, concentrated to dryness and then purified by flash chromatography (eluted with 15% EtOAc in hexane) to afford 3-(4-chloro-phenyl)-2-(2,4-dichloro-phenyl)-4,5,6,7-tetrahydro-2H-indazole-7-carboxylic acid ethyl ester Compound **1e** (1.53 g, 62 %) as a solid.



LiOH (0.39 g, 1.2 equiv) was added to Compound **1e** (1.53 g, 3.4 mmol) in a 9:3:1 mixture of THF (65 mL), EtOH (21 mL) and water (7 mL). The mixture was stirred for 24 hours, acidified to about pH 3 with 1N HCl and extracted with EtOAc (100 mL). The organic layer was washed with brine and dried over Na₂SO₄, then filtered and concentrated *in vacuo* to yield 3-(4-chloro-phenyl)-2-(2,4-dichloro-phenyl)-4,5,6,7-tetrahydro-2H-indazole-7-carboxylic acid Compound **1f** (1.4 g, 97 %) as a white solid.



Piperidin-1-ylamine Compound **1g** (0.010 g, 0.10 mmol), EDCI (0.015 g, 0.10 mmol) and DMAP (0.012 g, 0.10 mmol) were added to a solution of Compound **1f** (0.042 g, 0.10 mmol) in CH_2Cl_2 (10 mL) at 0°C under a N_2 atmosphere. The mixture was stirred for 20 hours and allowed to warm to ambient temperature. The reaction mixture was concentrated *in vacuo* to yield a crude precipitate. The precipitate was purified by flash chromatography (25 % EtOAc in Hexane) to provide Compound **33** (0.038 g, 75 %) as a white solid. MS m/z 505, 507 ($\text{M}+\text{H}^+$)

Following the procedure of Example 1, substituting the appropriate known starting materials, reagents and solvents, the following compounds were prepared (MS is shown as $\text{M}+\text{H}^+$ unless otherwise noted):

Cpd	Name	MS
1	(2 <i>S</i> ,3 <i>R</i>)-3-{{2-(4-methoxy-phenyl)-3- <i>p</i> -tolyl-4,5,6,7-tetrahydro-2H-indazole-7-carboxyl]-amino}-bicyclo[2.2.1]heptane-2-carboxylic acid ethyl ester,	528
2	2-(4-methoxy-phenyl)-3- <i>p</i> -tolyl-4,5,6,7-tetrahydro-2H-indazole-7-carboxylic acid [1-(octahydro-2,5-methano-inden-5-yl)-ethyl]-amide,	524
3	(2 <i>S</i> ,3 <i>S</i>)-3-{{2-(4-methoxy-phenyl)-3- <i>p</i> -tolyl-4,5,6,7-tetrahydro-2H-indazole-7-carboxyl]-amino}-bicyclo[2.2.1]heptane-2-carboxylic acid ethyl ester,	528
4	2-benzyl-3-(4-chloro-phenyl)-4,5,6,7-tetrahydro-2H-indazole-7-carboxylic acid (1,3,3-trimethyl-bicyclo[2.2.1]hept-2-yl)-amide,	502, 504
5	2-benzyl-3-(4-chloro-phenyl)-4,5,6,7-tetrahydro-2H-indazole-7-carboxylic acid (1-cyclohexyl-ethyl)-amide,	476, 478
6	2-benzyl-3- <i>p</i> -tolyl-4,5,6,7-tetrahydro-2H-indazole-7-carboxylic acid (1,3,3-trimethyl-bicyclo[2.2.1]hept-2-yl)-amide,	482
7	2-benzyl-3- <i>p</i> -tolyl-4,5,6,7-tetrahydro-2H-indazole-7-carboxylic acid (1-adamantan-1-yl-ethyl)-amide,	508

Cpd	Name	MS
8	2-benzyl-3-p-tolyl-4,5,6,7-tetrahydro-2H-indazole-7-carboxylic acid (1-cyclohexyl-ethyl)-amide,	455
9	2-benzyl-3-(3-fluoro-phenyl)-4,5,6,7-tetrahydro-2H-indazole-7-carboxylic acid (1-cyclohexyl-ethyl)-amide,	460
10	2-{[3-(4-chloro-phenyl)-2-p-tolyl-4,5,6,7-tetrahydro-2H-indazole-7-carbonyl]-amino}-3-(4-hydroxy-phenyl)-propionic acid methyl ester,	544, 546
11	3-{[3-(4-chloro-phenyl)-2-p-tolyl-4,5,6,7-tetrahydro-2H-indazole-7-carbonyl]-amino}-N-(1-methoxycarbonyl-2-phenyl-ethyl)-succinamic acid,	643, 645
12	2-{[3-(4-chloro-phenyl)-2-(4-fluoro-phenyl)-4,5,6,7-tetrahydro-2H-indazole-7-carbonyl]-amino}-3-(4-hydroxy-phenyl)-propionic acid methyl ester,	548, 550
13	3-{[3-(4-chloro-phenyl)-2-(4-fluoro-phenyl)-4,5,6,7-tetrahydro-2H-indazole-7-carbonyl]-amino}-N-(1-methoxycarbonyl-2-phenyl-ethyl)-succinamic acid,	647, 649
14	2-{[3-(4-chloro-phenyl)-2-(4-methoxy-phenyl)-4,5,6,7-tetrahydro-2H-indazole-7-carbonyl]-amino}-3-(4-hydroxy-phenyl)-propionic acid methyl ester,	560, 562
15	3-{[3-(4-chloro-phenyl)-2-(4-methoxy-phenyl)-4,5,6,7-tetrahydro-2H-indazole-7-carbonyl]-amino}-N-(1-methoxycarbonyl-2-phenyl-ethyl)-succinamic acid,	659, 661
16	2-(4-methoxy-phenyl)-3-p-tolyl-4,5,6,7-tetrahydro-2H-indazole-7-carboxylic acid [(2 <i>S</i>)-1,3,3-trimethyl-bicyclo[2.2.1]hept-2-yl]-amide,	498
17	2-(4-methoxy-phenyl)-3-p-tolyl-4,5,6,7-tetrahydro-2H-indazole-7-carboxylic acid [(2 <i>R</i> ,3 <i>S</i>)-3-hydroxymethyl-bicyclo[2.2.1]hept-2-yl]-amide,	486
18	2-benzyl-3-(4-chloro-phenyl)-4,5,6,7-tetrahydro-2H-indazole-7-carboxylic acid (1-adamantan-1-yl-ethyl)-amide,	528, 530
19	2-benzyl-3-(3-fluoro-phenyl)-4,5,6,7-tetrahydro-2H-indazole-7-carboxylic acid [(2 <i>S</i>)-1,3,3-trimethyl-bicyclo[2.2.1]hept-2-yl]-amide,	486
20	2-benzyl-3-(3-fluoro-phenyl)-4,5,6,7-tetrahydro-2H-indazole-7-carboxylic acid [1-(octahydro-2,5-methano-inden-5-yl)-ethyl]-amide,	512
21	2-(2,4-dichloro-phenyl)-3-(4-methoxy-phenyl)-4,5,6,7-tetrahydro-2H-indazole-7-carboxylic acid piperidin-1-ylamide,	499, 501
22	2-(2,4-dichloro-phenyl)-3-(4-methoxy-phenyl)-4,5,6,7-tetrahydro-2H-indazole-7-carboxylic acid azepan-1-ylamide,	513, 515
23	2-(2,4-dichloro-phenyl)-3-(4-methoxy-phenyl)-4,5,6,7-tetrahydro-2H-indazole-7-carboxylic acid [(1 <i>R</i>)-1-phenyl-ethyl]-amide,	520, 522
24	(7 <i>R</i>)-2-(2,4-dichloro-phenyl)-3-(4-methoxy-phenyl)-4,5,6,7-tetrahydro-2H-indazole-7-carboxylic acid [(1 <i>R</i>)-1-phenyl-ethyl]-amide,	520, 522
25	(7 <i>S</i>)-2-(2,4-dichloro-phenyl)-3-(4-methoxy-phenyl)-4,5,6,7-tetrahydro-2H-indazole-7-carboxylic acid [(1 <i>R</i>)-1-phenyl-ethyl]-amide,	520, 522
26	2-(2,4-dichloro-phenyl)-3-(4-methoxy-phenyl)-4,5,6,7-tetrahydro-2H-indazole-7-carboxylic acid <i>N</i> '-methyl- <i>N</i> '-phenyl-hydrazide,	521, 523
27	2-(2,4-dichloro-phenyl)-3-(4-methoxy-phenyl)-4,5,6,7-tetrahydro-2H-indazole-7-carboxylic acid [(1 <i>R</i>)-1-pyridin-2-yl-ethyl]-amide,	521, 523

Cpd	Name	MS
28	2-(2,4-dichloro-phenyl)-3-(4-methoxy-phenyl)-4,5,6,7-tetrahydro-2H-indazole-7-carboxylic acid (hexahydro-cyclopenta[c]pyrrol-2-yl)-amide,	525, 527
29	3-(4-chloro-phenyl)-2-(2,4-dichloro-phenyl)-4,5,6,7-tetrahydro-2H-indazole-7-carboxylic acid [(1 <i>R</i>)-1-cyclohexyl-ethyl]-amide,	530, 532
30	2-(2,4-dichloro-phenyl)-3-(4-methoxy-phenyl)-4,5,6,7-tetrahydro-2H-indazole-7-carboxylic acid [(1 <i>R</i> ,2 <i>S</i>)-1-hydroxy-indan-2-yl]-amide,	548, 550
31	2-(2,4-dichloro-phenyl)-3-(4-methoxy-phenyl)-4,5,6,7-tetrahydro-2H-indazole-7-carboxylic acid [(1 <i>R</i>)-1-cyclohexyl-ethyl]-amide,	526, 528
32	2-(2,4-dichloro-phenyl)-3-(4-methoxy-phenyl)-4,5,6,7-tetrahydro-2H-indazole-7-carboxylic acid [(2 <i>R</i>)-2-methoxymethyl-pyrrolidin-1-yl]-amide,	529, 531
34	3-(4-chloro-phenyl)-2-(2,4-dichloro-phenyl)-4,5,6,7-tetrahydro-2H-indazole-7-carboxylic acid azepan-1-ylamide,	517, 519
35	3-(4-chloro-phenyl)-2-(2,4-dichloro-phenyl)-4,5,6,7-tetrahydro-2H-indazole-7-carboxylic acid N ¹ -methyl-N ¹ -phenyl-hydrazide,	525, 527
36	2-(2,4-dichloro-phenyl)-3-(4-fluoro-phenyl)-4,5,6,7-tetrahydro-2H-indazole-7-carboxylic acid [(1 <i>R</i>)-1-cyclohexyl-ethyl]-amide,	514, 516
37	(7 <i>S</i>)-2-(2,4-dichloro-phenyl)-3-(4-fluoro-phenyl)-4,5,6,7-tetrahydro-2H-indazole-7-carboxylic acid [(1 <i>R</i>)-1-phenyl-ethyl]-amide,	508, 510
38	(7 <i>R</i>)-2-(2,4-dichloro-phenyl)-3-(4-fluoro-phenyl)-4,5,6,7-tetrahydro-2H-indazole-7-carboxylic acid [(1 <i>R</i>)-1-phenyl-ethyl]-amide,	508, 510
39	(7 <i>S</i>)-3-(4-chloro-phenyl)-2-(2,4-dichloro-phenyl)-4,5,6,7-tetrahydro-2H-indazole-7-carboxylic acid [(1 <i>R</i>)-1-phenyl-ethyl]-amide,	524, 526
40	(7 <i>R</i>)-3-(4-chloro-phenyl)-2-(2,4-dichloro-phenyl)-4,5,6,7-tetrahydro-2H-indazole-7-carboxylic acid [(1 <i>R</i>)-1-phenyl-ethyl]-amide,	524, 526
41	3-(4-bromo-phenyl)-2-(2,4-dichloro-phenyl)-4,5,6,7-tetrahydro-2H-indazole-7-carboxylic acid piperidin-1-ylamide,	547, 549
42	3-(5-chloro-thiophen-2-yl)-2-(2,4-dichloro-phenyl)-4,5,6,7-tetrahydro-2H-indazole-7-carboxylic acid piperidin-1-ylamide,	509, 511
43	3-(5-bromo-thiophen-2-yl)-2-(2,4-dichloro-phenyl)-4,5,6,7-tetrahydro-2H-indazole-7-carboxylic acid piperidin-1-ylamide,	553, 555
44	3-(4-bromo-phenyl)-2-(2,4-dichloro-phenyl)-4,5,6,7-tetrahydro-2H-indazole-7-carboxylic acid [(1 <i>R</i>)-1-cyclohexyl-ethyl]-amide,	574, 576
45	(7 <i>S</i>)-3-(4-bromo-phenyl)-2-(2,4-dichloro-phenyl)-4,5,6,7-tetrahydro-2H-indazole-7-carboxylic acid [(1 <i>R</i>)-1-phenyl-ethyl]-amide,	568, 570
46	(7 <i>R</i>)-3-(4-bromo-phenyl)-2-(2,4-dichloro-phenyl)-4,5,6,7-tetrahydro-2H-indazole-7-carboxylic acid [(1 <i>R</i>)-1-phenyl-ethyl]-amide,	568, 570
47	3-(5-chloro-thiophen-2-yl)-2-(2,4-dichloro-phenyl)-4,5,6,7-tetrahydro-2H-indazole-7-carboxylic acid [(1 <i>R</i>)-1-cyclohexyl-ethyl]-amide,	536, 538
48	(7 <i>S</i>)-3-(5-chloro-thiophen-2-yl)-2-(2,4-dichloro-phenyl)-4,5,6,7-tetrahydro-2H-indazole-7-carboxylic acid [(1 <i>R</i>)-1-phenyl-ethyl]-amide,	530, 532
49	(7 <i>R</i>)-3-(5-chloro-thiophen-2-yl)-2-(2,4-dichloro-phenyl)-4,5,6,7-tetrahydro-2H-indazole-7-carboxylic acid [(1 <i>R</i>)-1-phenyl-ethyl]-amide,	530, 532
50	3-(4-chloro-phenyl)-2-(2,4-dichloro-phenyl)-4,5,6,7-tetrahydro-2H-indazole-7-carboxylic acid (hexahydro-cyclopenta[c]pyrrol-2-yl)-amide,	529, 531

Cpd	Name	MS
51	(7 <i>R</i>)-3-(4-bromo-phenyl)-2-(2,4-dichloro-phenyl)-4,5,6,7-tetrahydro-2H-indazole-7-carboxylic acid piperidin-1-ylamide,	547, 549
52	(7 <i>S</i>)-3-(5-bromo-thiophen-2-yl)-2-(2,4-dichloro-phenyl)-4,5,6,7-tetrahydro-2H-indazole-7-carboxylic acid [(1 <i>R</i>)-1-phenyl-ethyl]-amide,	574, 576
53	(7 <i>R</i>)-3-(5-bromo-thiophen-2-yl)-2-(2,4-dichloro-phenyl)-4,5,6,7-tetrahydro-2H-indazole-7-carboxylic acid [(1 <i>R</i>)-1-phenyl-ethyl]-amide,	574, 576
54	(7 <i>S</i>)-3-(5-bromo-thiophen-2-yl)-2-(2,4-dichloro-phenyl)-4,5,6,7-tetrahydro-2H-indazole-7-carboxylic acid [(1 <i>R</i>)-1-cyclohexyl-ethyl]-amide,	580, 582
55	(7 <i>R</i>)-3-(5-bromo-thiophen-2-yl)-2-(2,4-dichloro-phenyl)-4,5,6,7-tetrahydro-2H-indazole-7-carboxylic acid [(1 <i>R</i>)-1-cyclohexyl-ethyl]-amide,	580, 582
56	(7 <i>S</i>)-3-(5-bromo-thiophen-2-yl)-2-(2,4-dichloro-phenyl)-4,5,6,7-tetrahydro-2H-indazole-7-carboxylic acid [(1 <i>S</i>)-2-hydroxy-1-phenyl-ethyl]-amide,	590, 592
57	(7 <i>R</i>)-3-(5-bromo-thiophen-2-yl)-2-(2,4-dichloro-phenyl)-4,5,6,7-tetrahydro-2H-indazole-7-carboxylic acid [(1 <i>S</i>)-2-hydroxy-1-phenyl-ethyl]-amide,	590, 592
58	(7 <i>R</i>)-3-(5-bromo-thiophen-2-yl)-2-(2,4-dichloro-phenyl)-4,5,6,7-tetrahydro-2H-indazole-7-carboxylic acid [(1 <i>R</i>)-2-hydroxy-1-phenyl-ethyl]-amide, and	590, 592
59	(7 <i>S</i>)-3-(5-bromo-thiophen-2-yl)-2-(2,4-dichloro-phenyl)-4,5,6,7-tetrahydro-2H-indazole-7-carboxylic acid [(1 <i>R</i>)-2-hydroxy-1-phenyl-ethyl]-amide.	590, 592

Additional compounds may be made according to the synthetic methods of the present invention by one skilled in the art, differing only in possible starting materials, reagents and conditions used in the instant methods.

Biological Examples

5 The following examples illustrate that the compounds of the present invention are CB receptor modulators useful for treating, ameliorating or preventing a cannabinoid receptor mediated syndrome, disorder or disease in a subject in need thereof.

10 Examples 2-5 are intended as prophetic examples and are expected to demonstrate that said compounds are CB receptor modulators useful for treating, ameliorating or preventing a cannabinoid receptor mediated syndrome, disorder or disease in a subject in need thereof.

Example 1

Binding Assay for CB1 or CB2 Agonists or Inverse Agonists

The human CB1 and CB2 receptors were stably expressed in SK-N-MC cells transfected with pcDNA3 CB-1 (human) or pcDNA3 CB-2 (human). The cells were grown in T-180 cell culture flasks under standard cell culture conditions at 37 °C in a 5% CO₂ atmosphere. The cells were harvested by trypsinization and homogenized in a homogenization buffer (10 mM Tris, 0.2 mM MgCl₂, 5 mM KCl, with protease inhibitors aprotinin, leupeptin, pepstatin A and bacitracin) and centrifuged (2000 g). The supernatant was then centrifuged in 2M sucrose (31,300 g) to produce a semi-purified membrane pellet. The pellet was resuspended in homogenization and stored at -80 °C.

On the day of the assay, the pellet was thawed on ice and diluted in assay buffer (50 mM Tris-HCl, 5 mM MgCl₂, 2.5 mM EDTA, 0.5 mg/mL fatty acid free bovine serum albumin, pH 7.5). The diluted membrane pellet was added with buffer, either a test compound or vehicle standard and the radioligand [³H]³-CP-55,940 (0.2 nM) to the wells of a 96-well polypropylene plate. Non-specific binding was measured in wells containing WIN 55,212 (10 uM). The plate was covered and incubated for 90 minutes at 30 °C. The contents were then aspirated onto a Packard Unifilter GF/C filter bottom plate prewet with 0.5% polyethyleneimine. The wells of the polypropylene plate were rinsed and aspirated seven times with a 0.9% saline-0.5% Tween 20 solution. The Unifilter plate was dried, a scintillation cocktail was added to each well and the counts representing binding were quantitated in a TopCount scintillation counter.

CB1 and CB2 Receptor Binding Results

For compounds tested, an IC₅₀ binding value was obtained from percent inhibition studies in which various test concentrations were used. The binding value was calculated by linear regression. An average value is shown for those compounds where two or more IC₅₀ values were obtained.

For compounds without an IC₅₀ binding value, the percent inhibition (%) was obtained at a test concentration of 0.2 μM (*value obtained at 25 μM). An average value is shown for those compounds where two or more percent inhibition values were obtained.

Table 1

Cannabinoid CB1 Receptor Binding IC₅₀ (μM)

<u>Cpd</u>	<u>IC₅₀</u>	<u>Cpd</u>	<u>IC₅₀</u>	<u>Cpd</u>	<u>IC₅₀</u>
2	2.13	24	58%	41	0.04
3	0.06	25	0.004	44	0.002
4	5.52	26	0.006	45	66%
5	0.7	27	0.031	46	0.0008
6	0.4	28	59%	47	0.004
7	0.37	29	0.001	48	38%
8	0.24	32	46%	49	0.007
9	3.5	33	0.039	50	39%
16	0.18	34	0.035	51	0.014
17	1.8	35	0.002	52	44%
18	6.2	36	0.002	53	0.004
19	0.4	37	50%	54	35%
20	0.13	38	0.002	55	0.003
21	42%	39	0.022	56	0.046
22	59%	40	0.0006	57	0.3
23	0.008				

Table 2

Cannabinoid CB2 Receptor Binding IC₅₀ (μM)

<u>Cpd</u>	<u>IC₅₀</u>	<u>Cpd</u>	<u>IC₅₀</u>	<u>Cpd</u>	<u>IC₅₀</u>
2	2.6	23	28%	41	26%
3	0.37	24	28%	44	21%
4	3.9	25	35%	45	11%
5	6.1	26	32%	46	28%
6	0.84	28	23%	47	5%
7	0.8	29	7%	48	0%
8	1.1	32	6%	49	14%
9	2.13	33	0%	50	3%
16	66%*	34	0%	51	27%
17	1.57	35	3%	52	20%
18	1.9	36	0%	53	36%
19	0.29	37	4%	54	12%
20	0.07	38	14%	55	27%
21	18%	39	1%	56	0.3
22	22%	40	11%	57	0.3

Example 2

Functional Cell-Based Assay for CB1 or CB2 Agonist and Inverse Agonist Effects on Intra-Cellular Adenylate Cyclase Activity

The CB1 and CB2 receptors are G-protein coupled receptors (GPCR), which
5 influence cell function via the Gi-protein. These receptors modulate the activity of intracellular adenylate cyclase, which in turn produces the intracellular signal messenger cyclic-AMP (cAMP).

At baseline, or during non-ligand bound conditions, these receptors are
constitutively active and tonically suppress adenylate cyclase activity. The binding of
10 an agonist causes further receptor activation and produces additional suppression of adenylate cyclase activity. The binding of an inverse agonist inhibits the constitutive activity of the receptors and results in an increase in adenylate cyclase activity.

By monitoring intracellular adenylate cyclase activity, the ability of compounds
to act as agonists or inverse agonists can be determined.

15 *Assay*

Test compounds are evaluated in SK-N-MC cells which, using standard
transfection procedures, are stably transfected with human cDNA for pcDNA3-CRE β -
gal and pcDNA3 CB1 receptor (human) or pcDNA3 CB2 receptor (human). By
expressing CRE β -gal, the cells produced β -galactosidase in response to CRE promoter
20 activation by cAMP. Cells expressing CRE β -gal and either the human CB1 or CB2
receptor will produce less β -galactosidase when treated with a CB1/CB2 agonist and
will produce more β -galactosidase when treated with a CB1/CB2 inverse agonist.

Cell Growth

The cells are grown in 96-well plates under standard cell culture conditions at
25 37 °C in a 5% CO₂ atmosphere. After 3 days, the media is removed and a test
compound in media (wherein the media was supplemented with 2 mM L-glutamine,
1M sodium pyruvate, 0.1% low fatty acid FBS (fetal bovine serum) and antibiotics) is
added to the cell. The plates are incubated for 30 minutes at 37 °C and the plate cells
are then treated with forskolin over a 4-6 hour period, then washed and lysed. The

β -galactosidase activity is quantitated using commercially available kit reagents (Promega Corp. Madison, WI) and a Vmax Plate Reader (Molecular Devices, Inc).

CB1 Receptor Mediated Change in CRE β -gal Expression

For cells expressing CRE β -gal and the CB1 receptor, CB1 agonists reduce β -galactosidase activity in a dose-dependent manner and CB1 inverse agonists increase β -galactosidase activity in a dose-dependent manner.

The change in β -galactosidase activity is determined by setting a vehicle treated cell's activity value at 100% and expressing the β -galactosidase activity measured in a corresponding compound treated cell as a percent of the vehicle treated cell activity.

10 *CB1 Receptor Results*

The EC₅₀ value for functional activity for compounds tested is calculated by linear regression and was obtained from studies in which varying compound concentrations were used.

CB2 Receptor Mediated Change in CRE β -gal Expression

15 For cells expressing CRE β -gal and the CB2 receptor, CB2 agonists reduce β -galactosidase activity in a dose-dependent manner and CB2 inverse agonists increase β -galactosidase activity in a dose-dependent manner.

The change in β -galactosidase activity is determined by setting a vehicle treated cell's activity value at 100% and expressing the β -galactosidase activity measured in a corresponding compound treated cell as a percent of the vehicle treated cell activity.

Example 3

Acute Treatment (Ob/Ob Mice)

The effect of acute, single-dose administration of a compound of the invention is tested in hyperphagic obese ob/ob mice. Animals are orally administered (gavage) either test compound or vehicle. Body weight, plasma triglycerides and plasma glucose are monitored.

Animals administered a test compound are expected to have a relatively dose-

dependent decrease in body weight, plasma triglycerides and plasma glucose compared to animals administered vehicle.

Example 4

Oil of Mustard Induced Colitis Model

5 In the distal colon, the oil of mustard colitis model is characterized by a discontinuous pattern of mucosal epithelial damage, submucosal edema, infiltration of inflammatory cells (including macrophages, neutrophils and lymphocytes) into the mucosa and submucosa, increased wet weight of the colon, shrinkage of the colon length, diarrhea and apparent inflammation (see, Kimball E.S., Palmer J.M., D'Andrea
10 M.R., Hornby P.J. and Wade P.R., Acute colitis induction by oil of mustard results in later development of an IBS-like accelerated upper GI transit in mice, *Am. J. Physiol. Gastrointest. Liver Physiol.*, **2005**, 288: G1266-1273).

Colitis Induction

Male CD-1 mice and fresh oil of mustard (OM) (allyl isothiocyanate) are used.

15 The mice are briefly anesthetized with ketamine/xylazine and a solution of 0.5% OM in 30% ethanol (50 μ L) is administered intracolonicly (to a depth of 4 cm) via syringe (equipped with a ball-tipped 22 G needle).

20 A test compound is orally administered one day prior to colitis induction for assessing a prophylactic regimen or one day post-induction for assessing a therapeutic regimen. A test compound is orally administered daily thereafter. Two days after OM administration, the last test compound dose is administered.

25 Three days after OM administration, the animals are sacrificed. The colons are resected, examined for signs of inflammation, weighed after removing fecal contents and the length from the aboral end of the cecum to the anus is measured. The fecal contents are examined for signs of diarrhea. The distal colon between the 1st and the 4th centimeter is removed and placed in 10% neutral buffered formalin for histological analysis.

Macroscopic Observations and Criteria

The macroscopic observations of colon inflammation (a measure of colon damage), colon weight and length and stool consistency and appearance are assigned a score and used to evaluate colitis severity.

- 5 The four observation scores for each colon are combined, whereby a combined score of 0 represents a normal colon and a combined score of 15 represents a maximally affected colon. Statistical analyses are performed in Graphpad Prism 4.0 using ANOVA.

	Weight Score				
	0	1	2	3	4
Weight Gain	<5%	5-14%	15-24%	25-35%	>35%
	Length Score				
	0	1	2	3	4
Shortening	<5%	5-14%	15-24%	25-35%	>35%
	Stool Score				
	0	1	2	3	
Fecal Pellet Formation	normal (well-formed)	loosely-shaped, moist	amorphous, moist, sticky	diarrhea	
	Damage Score				
	0	1	2	3	4
Inflammation	none observed	mild, localized erythema	moderate, more widely distributed erythema	severe, extensively distributed erythema	penetrating ulcers, bloody lesions

Microscopic (Histological) Examination

- 10 Histological analyses of tissues consist of staining paraffin-embedded tissue sections with hematoxylin-eosin dye. The tissues are examined using light microscopy by an investigator who is blinded to the sample groups.

Histological Observations and Criteria

- 15 The microscopic observations of epithelial damage, cellular infiltration and damage or alteration of smooth muscle architecture (a measure of muscle damage) are assigned a score and used to evaluate colitis severity.

The scores for each colon are combined, whereby a combined score of 0 represents a normal colon and a combined score of 9 represents a maximally affected colon. Statistical analyses are performed in Graphpad Prism 4.0 using ANOVA.

Criteria and Observations

	Epithelial Damage Score			
	0	1	2	3
Epithelium Loss	intact	≤1/3 loss	>1/3 to 2/3 loss	>2/3 loss
	Cellular Infiltration Score			
	0	1	2	3
Focal Areas of Infiltration	none	1-2 focal areas	>2 focal areas	N/A
Infiltrated Cell Presence	none	≤1/3 of entire colon length	>1/3 to 2/3 of entire colon length	≥2/3 of entire colon length
	Architecture Score			
	0	1	2	3
Muscle Damage (any evidence of edema, hyperplasia or loss of architecture)	no damage observed	≤1/3 of entire colon length	≤2/3 of entire colon length	≥2/3 of entire colon length

5 *Prophylactic and Therapeutic Colitis Treatment Regimen Results*

The Macroscopic Score and Microscopic Score results for each treatment group in the prophylactic and therapeutic regimens are each combined into a mean score and expressed as % inhibition of colitis (% Inh).

Example 5

10 *Dextran Sulfate Sodium (DSS) Induced Colitis Model*

In the distal colon, the DSS colitis model is characterized by a discontinuous pattern of mucosal epithelial damage, infiltration of inflammatory cells (including macrophages, neutrophils and lymphocytes) into the mucosa and submucosa, decreased wet weight of the colon, shrinkage of the colon length and diarrhea (see, Blumberg R.S., Saubermann L.J. and Strober W., Animal models of mucosal inflammation and their relation to human inflammatory bowel disease, *Current Opinion in Immunology*, **1999**, Vol. 11: 648-656; Egger B., Bajaj-Elliott M., MacDonald T.T., Inglin R., Eysselein, V.E. and Buchler M.W., Characterization of acute murine dextran sodium sulphate colitis: Cytokine profile and dose dependency, *Digestion*, **2000**, Vol. 62: 240-

248; Stevceva L., Pavli P., Husband A.J. and Doe, W.F., The inflammatory infiltrate in the acute stage of the dextran sulphate sodium induced colitis: B cell response differs depending on the percentage of DSS used to induce it, *BMC Clinical Pathology*, **2001**, Vol 1: 3-13; and Diaz-Granados, Howe K., Lu J. and McKay D.M., Dextran sulfate sodium-induced colonic histopathology, but not altered epithelial ion transport, is reduced by inhibition of phosphodiesterase activity, *Amer. J. Pathology*, **2000**, Vol. 156: 2169-2177).

Colitis Induction

Female Balb/c mice are provided with a solution of 5% DSS (45 kD molecular weight) in tap water ad libitum over a 7-day period. The DSS solution is replenished daily and the amount consumed is measured.

The mice are orally administered a test compound on the day of colitis induction and then daily thereafter. Six days after the initial DSS administration, the last test compound dose is administered.

Seven days after the initial DSS administration, the animals are sacrificed. The colons are resected, examined for signs of inflammation, weighed after removing fecal contents and the length from the aboral end of the cecum to the anus is measured. The fecal contents are examined for signs of diarrhea. The distal colon between the 1st and the 4th centimeter is removed and placed in 10% neutral buffered formalin for histological analysis.

Macroscopic Observations and Criteria

The macroscopic observations of colon inflammation (a measure of colon damage), colon length and stool consistency and appearance are assigned a score and used to evaluate colitis severity.

The three observation scores for each colon are combined, whereby a combined score of 0 represents a normal colon and a combined score of 11 represents a maximally affected colon. Statistical analyses are performed in Graphpad Prism 4.0 using ANOVA.

	Weight Score				
	0	1	2	3	4
Weight Gain	<5%	5-14%	15-24%	25-35%	>35%
	Length Score				
	0	1	2	3	4
Shortening	<5%	5-14%	15-24%	25-35%	>35%
	Stool Score				
	0	1	2	3	
Fecal Pellet Formation	normal (well-formed)	loosely-shaped, moist	amorphous, moist, sticky	severe diarrhea	
	Damage Score				
	0	1	2	3	4
Inflammation	none observed	mild, reddening observed	moderate, more widely distributed reddening	severe, extensively distributed reddening	penetrating ulcers, bloody lesions

Microscopic (Histological) Examination

Histological analyses of tissues consist of staining paraffin-embedded tissue sections with hematoxylin-eosin dye. The tissues are examined using light microscopy by an investigator who is blinded to the sample groups.

5 *Histological Observations and Criteria*

The microscopic observations of epithelial damage, cellular infiltration and damage or alteration of smooth muscle architecture (a measure of muscle damage) are assigned a score and used to evaluate colitis severity.

10 The scores for each colon are combined, whereby a combined score of 0 represents a normal colon and a combined score of 9 represents a maximally affected colon. Statistical analyses are performed in Graphpad Prism 4.0 using ANOVA.

Criteria and Observations

	Epithelial Damage Score			
	0	1	2	3
Epithelium Loss	intact	≤1/3 loss	>1/3 to 2/3 loss	>2/3 loss

	Cellular Infiltration Score			
	0	1	2	3
Focal Areas of Infiltration	none	1-2 focal areas	>2 focal areas	N/A
Infiltrated Cell Presence	none	≤1/3 of entire colon length	>1/3 to 2/3 of entire colon length	≥2/3 of entire colon length

	Architecture Score			
	0	1	2	3
Muscle Damage (any evidence of edema, hyperplasia or loss of architecture)	no damage observed	≤1/3 of entire colon length	≤2/3 of entire colon length	≥2/3 of entire colon length

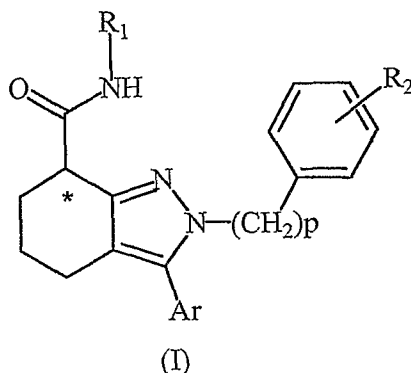
Colitis Treatment Regimen Results

The Macroscopic Score and Microscopic Score results for each treatment group are each combined into a mean score and expressed as % inhibition of colitis (% Inh).

5 It is to be understood that the preceding description of the invention and various examples thereof have emphasized certain aspects. Numerous other equivalents not specifically elaborated on or discussed may nevertheless fall within the spirit and scope of the present invention or the following claims and are intended to be included.

What is claimed is:

1. A compound of formula (I):



or a form thereof wherein

- 5 R_1 is selected from R_3 , (R_3) amino (wherein amino is optionally further substituted with one alkyl substituent), (R_3) alkyl (wherein alkyl is optionally further substituted with one, two or three substituents each selected from halogen, hydroxy, alkoxy, carboxy or alkoxy carbonyl) or
- 10 $\{[(R_3)(\text{alkyl})]\text{aminocarbonyl}\}$ alkyl (wherein each instance of alkyl is optionally further substituted with one, two or three substituents each selected from halogen, hydroxy, alkoxy, carboxy or alkoxy carbonyl);

- R_3 is selected from aryl, C_3 - C_{12} cycloalkyl or heterocyclyl each optionally substituted with one, two or three substituents each selected from hydroxy, oxo, halogen, amino, alkylamino, alkyl (optionally substituted
- 15 with one or two substituents each selected from halogen, hydroxy, alkoxy or aryl), alkoxy (optionally substituted with one or two substituents each selected from halogen, hydroxy or aryl), carboxy, alkoxy carbonyl, aminocarbonyl, alkylaminocarbonyl, aryl, aryloxy or heterocyclyl;

- 20 p is 0, 1 or 2;

- R_2 is one, two or three substituents each selected from hydrogen, halogen, alkyl (optionally substituted with one or two substituents each selected from halogen, hydroxy or alkoxy), hydroxy or alkoxy (optionally substituted

with one or two substituents each selected from halogen or hydroxy);
and

Ar is selected from aryl, C₃-C₁₂ cycloalkyl or heterocyclyl, each optionally substituted with one, two or three substituents each selected from
5 halogen, alkyl (optionally substituted with one or two substituents each selected from halogen, hydroxy or alkoxy), hydroxy or alkoxy (optionally substituted with one or two substituents each selected from halogen or hydroxy); and

* represents a chiral center.

- 10 2. The compound of claim 1, wherein R₁ is selected from R₃, (R₃)amino, [(alkyl)(R₃)]amino, (R₃)alkyl, [(hydroxy)(R₃)]alkyl, [(alkoxycarbonyl)(R₃)]alkyl or [({[(alkoxycarbonyl)(R₃)]alkyl}aminocarbonyl)(carboxy)]alkyl.
3. The compound of claim 1, wherein R₁ is selected from R₃, (R₃)amino, [(alkyl)(R₃)]amino, -CH[(CH₃)(R₃)], -CH[(CH₂-hydroxy)(R₃)],
15 -CH[(CO₂CH₃)(CH₂R₃)] or -CH[(CH₂CO₂H)(C(O)NH{CH[(CO₂CH₃)(CH₂R₃)])].
4. The compound of claim 1, wherein R₃ is selected from aryl, C₃-C₁₂cycloalkyl or heterocyclyl each optionally substituted with one one, two or three substituents each selected from hydroxy, alkyl, hydroxyalkyl, alkoxyalkyl or alkoxy carbonyl.
- 20 5. The compound of claim 1, wherein R₃ is selected from phenyl, cyclohexyl, indanyl, adamantanyl, bicyclo[2.2.1]heptyl, octahydro-2,5-methano-indenyl, pyrrolidinyl, piperidinyl, azepanyl, pyridinyl or hexahydro-cyclopenta[c]pyrrolyl each optionally substituted with one, two or three substituents each selected from hydroxy, alkyl, hydroxyalkyl, alkoxyalkyl or
25 alkoxy carbonyl.
6. The compound of claim 1, wherein p is 0 or 1.
7. The compound of claim 1, wherein R₂ is two substituents each selected from hydrogen, halogen, alkyl or alkoxy.

8. The compound of claim 1, wherein Ar is selected from aryl or heterocyclyl, optionally substituted with one substituent selected from halogen, alkyl or alkoxy.
9. The compound of claim 1, wherein Ar is selected from phenyl or thienyl each optionally substituted with one substituent selected from halogen, alkyl or alkoxy.
10. The compound of claim 1, wherein
 R_1 is selected from R_3 , (R_3) amino, $[(\text{alkyl})(R_3)]$ amino, (R_3) alkyl, $[(\text{hydroxy})(R_3)]$ alkyl, $[(\text{alkoxycarbonyl})(R_3)]$ alkyl or $[\{[(\text{alkoxycarbonyl})(R_3)]$ alkyl} aminocarbonyl](carboxy)]alkyl;
- R_3 is selected from aryl, C_3 - C_{12} cycloalkyl or heterocyclyl each optionally substituted with one, two or three substituents each selected from hydroxy, alkyl, hydroxyalkyl, alkoxyalkyl or alkoxycarbonyl;
- p is 0 or 1;
- R_2 is two substituents each selected from hydrogen, halogen, alkyl or alkoxy;
- Ar is selected from aryl or heterocyclyl, optionally substituted with one substituent selected from halogen, alkyl or alkoxy; and
- * represents a chiral center.
11. The compound of claim 1, wherein
 R_1 is selected from R_3 , (R_3) amino, $[(\text{alkyl})(R_3)]$ amino, $-\text{CH}[(\text{CH}_3)(R_3)]$, $-\text{CH}[(\text{CH}_2\text{-hydroxy})(R_3)]$, $-\text{CH}[(\text{CO}_2\text{CH}_3)(\text{CH}_2R_3)]$ or $-\text{CH}[(\text{CH}_2\text{CO}_2\text{H})(\text{C}(\text{O})\text{NH}\{\text{CH}[(\text{CO}_2\text{CH}_3)(\text{CH}_2R_3)]\})]$;
- R_3 is selected from phenyl, cyclohexyl, indanyl, adamantanyl, bicyclo[2.2.1]heptyl, octahydro-2,5-methano-indenyl, pyrrolidinyl, piperidinyl, azepanyl, pyridinyl or hexahydro-cyclopenta[c]pyrrolyl each optionally substituted with one, two or three substituents each selected from hydroxy, alkyl, hydroxyalkyl, alkoxyalkyl or alkoxycarbonyl;

p is 0 or 1;

R₂ is two substituents each selected from hydrogen, halogen, alkyl or alkoxy;

Ar is selected from phenyl or thienyl each optionally substituted with one substituent selected from halogen, alkyl or alkoxy; and

5 * represents a chiral center.

12. The compound of claim 1, 1, wherein the compound is selected from:

(2*S*,3*R*)-3- {[2-(4-methoxy-phenyl)-3-*p*-tolyl-4,5,6,7-tetrahydro-2H-indazole-7-carbonyl]-amino}-bicyclo[2.2.1]heptane-2-carboxylic acid ethyl ester,

2-(4-methoxy-phenyl)-3-*p*-tolyl-4,5,6,7-tetrahydro-2H-indazole-7-carboxylic acid [1-(octahydro-2,5-methano-inden-5-yl)-ethyl]-amide,

(2*S*,3*S*)-3- {[2-(4-methoxy-phenyl)-3-*p*-tolyl-4,5,6,7-tetrahydro-2H-indazole-7-carbonyl]-amino}-bicyclo[2.2.1]heptane-2-carboxylic acid ethyl ester,

2-benzyl-3-(4-chloro-phenyl)-4,5,6,7-tetrahydro-2H-indazole-7-carboxylic acid (1,3,3-trimethyl-bicyclo[2.2.1]hept-2-yl)-amide,

2-benzyl-3-(4-chloro-phenyl)-4,5,6,7-tetrahydro-2H-indazole-7-carboxylic acid (1-cyclohexyl-ethyl)-amide,

2-benzyl-3-*p*-tolyl-4,5,6,7-tetrahydro-2H-indazole-7-carboxylic acid (1,3,3-trimethyl-bicyclo[2.2.1]hept-2-yl)-amide,

2-benzyl-3-*p*-tolyl-4,5,6,7-tetrahydro-2H-indazole-7-carboxylic acid (1-adamantan-1-yl-ethyl)-amide,

2-benzyl-3-*p*-tolyl-4,5,6,7-tetrahydro-2H-indazole-7-carboxylic acid (1-cyclohexyl-ethyl)-amide,

2-benzyl-3-(3-fluoro-phenyl)-4,5,6,7-tetrahydro-2H-indazole-7-carboxylic acid (1-cyclohexyl-ethyl)-amide,

2- {[3-(4-chloro-phenyl)-2-*p*-tolyl-4,5,6,7-tetrahydro-2H-indazole-7-carbonyl]-amino}-3-(4-hydroxy-phenyl)-propionic acid methyl ester,

3- {[3-(4-chloro-phenyl)-2-*p*-tolyl-4,5,6,7-tetrahydro-2H-indazole-7-carbonyl]-amino}-N-(1-methoxycarbonyl-2-phenyl-ethyl)-succinamic acid,

2- {[3-(4-chloro-phenyl)-2-(4-fluoro-phenyl)-4,5,6,7-tetrahydro-2H-indazole-7-carbonyl]-amino}-3-(4-hydroxy-phenyl)-propionic acid methyl ester,

3- {[3-(4-chloro-phenyl)-2-(4-fluoro-phenyl)-4,5,6,7-tetrahydro-2H-indazole-7-carbonyl]-amino}-N-(1-methoxycarbonyl-2-phenyl-ethyl)-succinamic acid,

2- {[3-(4-chloro-phenyl)-2-(4-methoxy-phenyl)-4,5,6,7-tetrahydro-2H-indazole-7-carbonyl]-amino}-3-(4-hydroxy-phenyl)-propionic acid methyl ester,

3- {[3-(4-chloro-phenyl)-2-(4-methoxy-phenyl)-4,5,6,7-tetrahydro-2H-indazole-7-carbonyl]-amino}-N-(1-methoxycarbonyl-2-phenyl-ethyl)-succinamic acid,

2-(4-methoxy-phenyl)-3-*p*-tolyl-4,5,6,7-tetrahydro-2H-indazole-7-carboxylic acid [(2*S*)-1,3,3-trimethyl-bicyclo[2.2.1]hept-2-yl]-amide,

2-(4-methoxy-phenyl)-3-*p*-tolyl-4,5,6,7-tetrahydro-2H-indazole-7-carboxylic acid [(2*R*,3*S*)-3-hydroxymethyl-bicyclo[2.2.1]hept-2-yl]-amide,

2-benzyl-3-(4-chloro-phenyl)-4,5,6,7-tetrahydro-2H-indazole-7-carboxylic acid (1-adamantan-1-yl-ethyl)-amide,
2-benzyl-3-(3-fluoro-phenyl)-4,5,6,7-tetrahydro-2H-indazole-7-carboxylic acid [(2*S*)-1,3,3-trimethyl-bicyclo[2.2.1]hept-2-yl]-amide,
2-benzyl-3-(3-fluoro-phenyl)-4,5,6,7-tetrahydro-2H-indazole-7-carboxylic acid [1-(octahydro-2,5-methano-inden-5-yl)-ethyl]-amide,
2-(2,4-dichloro-phenyl)-3-(4-methoxy-phenyl)-4,5,6,7-tetrahydro-2H-indazole-7-carboxylic acid piperidin-1-ylamide,
2-(2,4-dichloro-phenyl)-3-(4-methoxy-phenyl)-4,5,6,7-tetrahydro-2H-indazole-7-carboxylic acid azepan-1-ylamide,
2-(2,4-dichloro-phenyl)-3-(4-methoxy-phenyl)-4,5,6,7-tetrahydro-2H-indazole-7-carboxylic acid [(1*R*)-1-phenyl-ethyl]-amide,
(7*R*)-2-(2,4-dichloro-phenyl)-3-(4-methoxy-phenyl)-4,5,6,7-tetrahydro-2H-indazole-7-carboxylic acid [(1*R*)-1-phenyl-ethyl]-amide,
(7*S*)-2-(2,4-dichloro-phenyl)-3-(4-methoxy-phenyl)-4,5,6,7-tetrahydro-2H-indazole-7-carboxylic acid [(1*R*)-1-phenyl-ethyl]-amide,
2-(2,4-dichloro-phenyl)-3-(4-methoxy-phenyl)-4,5,6,7-tetrahydro-2H-indazole-7-carboxylic acid N¹-methyl-N¹-phenyl-hydrazide,
2-(2,4-dichloro-phenyl)-3-(4-methoxy-phenyl)-4,5,6,7-tetrahydro-2H-indazole-7-carboxylic acid [(1*R*)-1-pyridin-2-yl-ethyl]-amide,
2-(2,4-dichloro-phenyl)-3-(4-methoxy-phenyl)-4,5,6,7-tetrahydro-2H-indazole-7-carboxylic acid (hexahydro-cyclopenta[c]pyrrol-2-yl)-amide,
3-(4-chloro-phenyl)-2-(2,4-dichloro-phenyl)-4,5,6,7-tetrahydro-2H-indazole-7-carboxylic acid [(1*R*)-1-cyclohexyl-ethyl]-amide,
2-(2,4-dichloro-phenyl)-3-(4-methoxy-phenyl)-4,5,6,7-tetrahydro-2H-indazole-7-carboxylic acid [(1*R*,2*S*)-1-hydroxy-indan-2-yl]-amide,
2-(2,4-dichloro-phenyl)-3-(4-methoxy-phenyl)-4,5,6,7-tetrahydro-2H-indazole-7-carboxylic acid [(1*R*)-1-cyclohexyl-ethyl]-amide,
2-(2,4-dichloro-phenyl)-3-(4-methoxy-phenyl)-4,5,6,7-tetrahydro-2H-indazole-7-carboxylic acid [(2*R*)-2-methoxymethyl-pyrrolidin-1-yl]-amide,
3-(4-chloro-phenyl)-2-(2,4-dichloro-phenyl)-4,5,6,7-tetrahydro-2H-indazole-7-carboxylic acid piperidin-1-ylamide
3-(4-chloro-phenyl)-2-(2,4-dichloro-phenyl)-4,5,6,7-tetrahydro-2H-indazole-7-carboxylic acid azepan-1-ylamide,
3-(4-chloro-phenyl)-2-(2,4-dichloro-phenyl)-4,5,6,7-tetrahydro-2H-indazole-7-carboxylic acid N¹-methyl-N¹-phenyl-hydrazide,
2-(2,4-dichloro-phenyl)-3-(4-fluoro-phenyl)-4,5,6,7-tetrahydro-2H-indazole-7-carboxylic acid [(1*R*)-1-cyclohexyl-ethyl]-amide,
(7*S*)-2-(2,4-dichloro-phenyl)-3-(4-fluoro-phenyl)-4,5,6,7-tetrahydro-2H-indazole-7-carboxylic acid [(1*R*)-1-phenyl-ethyl]-amide,
(7*R*)-2-(2,4-dichloro-phenyl)-3-(4-fluoro-phenyl)-4,5,6,7-tetrahydro-2H-indazole-7-carboxylic acid [(1*R*)-1-phenyl-ethyl]-amide,
(7*S*)-3-(4-chloro-phenyl)-2-(2,4-dichloro-phenyl)-4,5,6,7-tetrahydro-2H-indazole-7-carboxylic acid [(1*R*)-1-phenyl-ethyl]-amide,
(7*R*)-3-(4-chloro-phenyl)-2-(2,4-dichloro-phenyl)-4,5,6,7-tetrahydro-2H-indazole-7-carboxylic acid [(1*R*)-1-phenyl-ethyl]-amide,

- 3-(4-bromo-phenyl)-2-(2,4-dichloro-phenyl)-4,5,6,7-tetrahydro-2H-indazole-7-carboxylic acid piperidin-1-ylamide,
- 3-(5-chloro-thiophen-2-yl)-2-(2,4-dichloro-phenyl)-4,5,6,7-tetrahydro-2H-indazole-7-carboxylic acid piperidin-1-ylamide,
- 3-(5-bromo-thiophen-2-yl)-2-(2,4-dichloro-phenyl)-4,5,6,7-tetrahydro-2H-indazole-7-carboxylic acid piperidin-1-ylamide,
- 3-(4-bromo-phenyl)-2-(2,4-dichloro-phenyl)-4,5,6,7-tetrahydro-2H-indazole-7-carboxylic acid [(1*R*)-1-cyclohexyl-ethyl]-amide,
- (7*S*)-3-(4-bromo-phenyl)-2-(2,4-dichloro-phenyl)-4,5,6,7-tetrahydro-2H-indazole-7-carboxylic acid [(1*R*)-1-phenyl-ethyl]-amide,
- (7*R*)-3-(4-bromo-phenyl)-2-(2,4-dichloro-phenyl)-4,5,6,7-tetrahydro-2H-indazole-7-carboxylic acid [(1*R*)-1-phenyl-ethyl]-amide,
- 3-(5-chloro-thiophen-2-yl)-2-(2,4-dichloro-phenyl)-4,5,6,7-tetrahydro-2H-indazole-7-carboxylic acid [(1*R*)-1-cyclohexyl-ethyl]-amide,
- (7*S*)-3-(5-chloro-thiophen-2-yl)-2-(2,4-dichloro-phenyl)-4,5,6,7-tetrahydro-2H-indazole-7-carboxylic acid [(1*R*)-1-phenyl-ethyl]-amide,
- (7*R*)-3-(5-chloro-thiophen-2-yl)-2-(2,4-dichloro-phenyl)-4,5,6,7-tetrahydro-2H-indazole-7-carboxylic acid [(1*R*)-1-phenyl-ethyl]-amide,
- 3-(4-chloro-phenyl)-2-(2,4-dichloro-phenyl)-4,5,6,7-tetrahydro-2H-indazole-7-carboxylic acid (hexahydro-cyclopenta[*c*]pyrrol-2-yl)-amide,
- (7*R*)-3-(4-bromo-phenyl)-2-(2,4-dichloro-phenyl)-4,5,6,7-tetrahydro-2H-indazole-7-carboxylic acid piperidin-1-ylamide,
- (7*S*)-3-(5-bromo-thiophen-2-yl)-2-(2,4-dichloro-phenyl)-4,5,6,7-tetrahydro-2H-indazole-7-carboxylic acid [(1*R*)-1-phenyl-ethyl]-amide,
- (7*R*)-3-(5-bromo-thiophen-2-yl)-2-(2,4-dichloro-phenyl)-4,5,6,7-tetrahydro-2H-indazole-7-carboxylic acid [(1*R*)-1-phenyl-ethyl]-amide,
- (7*S*)-3-(5-bromo-thiophen-2-yl)-2-(2,4-dichloro-phenyl)-4,5,6,7-tetrahydro-2H-indazole-7-carboxylic acid [(1*R*)-1-cyclohexyl-ethyl]-amide,
- (7*R*)-3-(5-bromo-thiophen-2-yl)-2-(2,4-dichloro-phenyl)-4,5,6,7-tetrahydro-2H-indazole-7-carboxylic acid [(1*R*)-1-cyclohexyl-ethyl]-amide,
- (7*S*)-3-(5-bromo-thiophen-2-yl)-2-(2,4-dichloro-phenyl)-4,5,6,7-tetrahydro-2H-indazole-7-carboxylic acid [(1*S*)-2-hydroxy-1-phenyl-ethyl]-amide,
- (7*R*)-3-(5-bromo-thiophen-2-yl)-2-(2,4-dichloro-phenyl)-4,5,6,7-tetrahydro-2H-indazole-7-carboxylic acid [(1*S*)-2-hydroxy-1-phenyl-ethyl]-amide,
- (7*R*)-3-(5-bromo-thiophen-2-yl)-2-(2,4-dichloro-phenyl)-4,5,6,7-tetrahydro-2H-indazole-7-carboxylic acid [(1*R*)-2-hydroxy-1-phenyl-ethyl]-amide, and
- (7*S*)-3-(5-bromo-thiophen-2-yl)-2-(2,4-dichloro-phenyl)-4,5,6,7-tetrahydro-2H-indazole-7-carboxylic acid [(1*R*)-2-hydroxy-1-phenyl-ethyl]-amide.

13. The compound of claim 1, wherein the compound is selected from:

- (2*S*,3*S*)-3-{[2-(4-methoxy-phenyl)-3-*p*-tolyl-4,5,6,7-tetrahydro-2H-indazole-7-carbonyl]-amino}-bicyclo[2.2.1]heptane-2-carboxylic acid ethyl ester,
- 2-benzyl-3-*p*-tolyl-4,5,6,7-tetrahydro-2H-indazole-7-carboxylic acid (1,3,3-trimethyl-bicyclo[2.2.1]hept-2-yl)-amide,

2-benzyl-3-p-tolyl-4,5,6,7-tetrahydro-2H-indazole-7-carboxylic acid (1-adamantan-1-yl-ethyl)-amide,
2-benzyl-3-p-tolyl-4,5,6,7-tetrahydro-2H-indazole-7-carboxylic acid (1-cyclohexyl-ethyl)-amide,
2-(4-methoxy-phenyl)-3-p-tolyl-4,5,6,7-tetrahydro-2H-indazole-7-carboxylic acid [(2*S*)-1,3,3-trimethyl-bicyclo[2.2.1]hept-2-yl]-amide,
2-benzyl-3-(3-fluoro-phenyl)-4,5,6,7-tetrahydro-2H-indazole-7-carboxylic acid [(2*S*)-1,3,3-trimethyl-bicyclo[2.2.1]hept-2-yl]-amide,
2-benzyl-3-(3-fluoro-phenyl)-4,5,6,7-tetrahydro-2H-indazole-7-carboxylic acid [1-(octahydro-2,5-methano-inden-5-yl)-ethyl]-amide,
2-(2,4-dichloro-phenyl)-3-(4-methoxy-phenyl)-4,5,6,7-tetrahydro-2H-indazole-7-carboxylic acid azepan-1-ylamide,
2-(2,4-dichloro-phenyl)-3-(4-methoxy-phenyl)-4,5,6,7-tetrahydro-2H-indazole-7-carboxylic acid [(1*R*)-1-phenyl-ethyl]-amide,
(7*R*)-2-(2,4-dichloro-phenyl)-3-(4-methoxy-phenyl)-4,5,6,7-tetrahydro-2H-indazole-7-carboxylic acid [(1*R*)-1-phenyl-ethyl]-amide,
(7*S*)-2-(2,4-dichloro-phenyl)-3-(4-methoxy-phenyl)-4,5,6,7-tetrahydro-2H-indazole-7-carboxylic acid [(1*R*)-1-phenyl-ethyl]-amide,
2-(2,4-dichloro-phenyl)-3-(4-methoxy-phenyl)-4,5,6,7-tetrahydro-2H-indazole-7-carboxylic acid N¹-methyl-N¹-phenyl-hydrazide,
2-(2,4-dichloro-phenyl)-3-(4-methoxy-phenyl)-4,5,6,7-tetrahydro-2H-indazole-7-carboxylic acid [(1*R*)-1-pyridin-2-yl-ethyl]-amide,
2-(2,4-dichloro-phenyl)-3-(4-methoxy-phenyl)-4,5,6,7-tetrahydro-2H-indazole-7-carboxylic acid (hexahydro-cyclopenta[c]pyrrol-2-yl)-amide,
3-(4-chloro-phenyl)-2-(2,4-dichloro-phenyl)-4,5,6,7-tetrahydro-2H-indazole-7-carboxylic acid [(1*R*)-1-cyclohexyl-ethyl]-amide,
3-(4-chloro-phenyl)-2-(2,4-dichloro-phenyl)-4,5,6,7-tetrahydro-2H-indazole-7-carboxylic acid piperidin-1-ylamide
3-(4-chloro-phenyl)-2-(2,4-dichloro-phenyl)-4,5,6,7-tetrahydro-2H-indazole-7-carboxylic acid azepan-1-ylamide,
3-(4-chloro-phenyl)-2-(2,4-dichloro-phenyl)-4,5,6,7-tetrahydro-2H-indazole-7-carboxylic acid N¹-methyl-N¹-phenyl-hydrazide,
2-(2,4-dichloro-phenyl)-3-(4-fluoro-phenyl)-4,5,6,7-tetrahydro-2H-indazole-7-carboxylic acid [(1*R*)-1-cyclohexyl-ethyl]-amide,
(7*S*)-2-(2,4-dichloro-phenyl)-3-(4-fluoro-phenyl)-4,5,6,7-tetrahydro-2H-indazole-7-carboxylic acid [(1*R*)-1-phenyl-ethyl]-amide,
(7*R*)-2-(2,4-dichloro-phenyl)-3-(4-fluoro-phenyl)-4,5,6,7-tetrahydro-2H-indazole-7-carboxylic acid [(1*R*)-1-phenyl-ethyl]-amide,
(7*S*)-3-(4-chloro-phenyl)-2-(2,4-dichloro-phenyl)-4,5,6,7-tetrahydro-2H-indazole-7-carboxylic acid [(1*R*)-1-phenyl-ethyl]-amide,
(7*R*)-3-(4-chloro-phenyl)-2-(2,4-dichloro-phenyl)-4,5,6,7-tetrahydro-2H-indazole-7-carboxylic acid [(1*R*)-1-phenyl-ethyl]-amide,
3-(4-bromo-phenyl)-2-(2,4-dichloro-phenyl)-4,5,6,7-tetrahydro-2H-indazole-7-carboxylic acid piperidin-1-ylamide,
3-(4-bromo-phenyl)-2-(2,4-dichloro-phenyl)-4,5,6,7-tetrahydro-2H-indazole-7-carboxylic acid [(1*R*)-1-cyclohexyl-ethyl]-amide,

(7*S*)-3-(4-bromo-phenyl)-2-(2,4-dichloro-phenyl)-4,5,6,7-tetrahydro-2H-indazole-7-carboxylic acid [(1*R*)-1-phenyl-ethyl]-amide,
 (7*R*)-3-(4-bromo-phenyl)-2-(2,4-dichloro-phenyl)-4,5,6,7-tetrahydro-2H-indazole-7-carboxylic acid [(1*R*)-1-phenyl-ethyl]-amide,
 3-(5-chloro-thiophen-2-yl)-2-(2,4-dichloro-phenyl)-4,5,6,7-tetrahydro-2H-indazole-7-carboxylic acid [(1*R*)-1-cyclohexyl-ethyl]-amide,
 (7*R*)-3-(5-chloro-thiophen-2-yl)-2-(2,4-dichloro-phenyl)-4,5,6,7-tetrahydro-2H-indazole-7-carboxylic acid [(1*R*)-1-phenyl-ethyl]-amide,
 (7*R*)-3-(4-bromo-phenyl)-2-(2,4-dichloro-phenyl)-4,5,6,7-tetrahydro-2H-indazole-7-carboxylic acid piperidin-1-ylamide,
 (7*R*)-3-(5-bromo-thiophen-2-yl)-2-(2,4-dichloro-phenyl)-4,5,6,7-tetrahydro-2H-indazole-7-carboxylic acid [(1*R*)-1-phenyl-ethyl]-amide,
 (7*R*)-3-(5-bromo-thiophen-2-yl)-2-(2,4-dichloro-phenyl)-4,5,6,7-tetrahydro-2H-indazole-7-carboxylic acid [(1*R*)-1-cyclohexyl-ethyl]-amide,
 (7*S*)-3-(5-bromo-thiophen-2-yl)-2-(2,4-dichloro-phenyl)-4,5,6,7-tetrahydro-2H-indazole-7-carboxylic acid [(1*S*)-2-hydroxy-1-phenyl-ethyl]-amide, and
 (7*R*)-3-(5-bromo-thiophen-2-yl)-2-(2,4-dichloro-phenyl)-4,5,6,7-tetrahydro-2H-indazole-7-carboxylic acid [(1*S*)-2-hydroxy-1-phenyl-ethyl]-amide.

14. A method for treating, ameliorating or preventing a cannabinoid receptor mediated syndrome, disorder or disease in a subject in need thereof comprising the step of administering to the subject an effective amount of a compound of claim 1.
- 5 15. The method of claim 14, wherein the cannabinoid receptor is a CB1 or CB2 receptor; and, the compound of claim 1 is an agonist, antagonist or inverse-agonist of the receptor.
16. The method of claim 14, wherein the syndrome, disorder or disease is related to
 10 appetite, obesity, metabolism, diabetes, glaucoma-associated intraocular pressure, social and mood disorders, seizures, substance abuse, learning, cognition or memory, organ contraction or muscle spasm, bowel disorders, respiratory disorders, locomotor activity or movement disorders, immune and inflammation disorders, unregulated cell growth, pain management or neuroprotection.
- 15 17. The method of claim 14, wherein the effective amount of the compound of claim 1 is from about 0.001 mg/kg/day to about 300 mg/kg/day.

18. The method of claim 14, wherein the syndrome, disorder or disease is related to appetite, obesity or metabolism.
19. The method of claim 14, further comprising the step of administering to the subject a combination product and/or therapy, wherein the combination product
5 comprises an effective amount of a compound of claim 1 and a therapeutic agent.
20. The method of claim 19, wherein the therapeutic agent is an anticonvulsant or a contraceptive agent.
21. The method of claim 20, wherein the anticonvulsant is topiramate, analogs of
10 topiramate, carbamazepine, valproic acid, lamotrigine, gabapentin, phenytoin and the like and mixtures or pharmaceutically acceptable salts thereof.
22. The method of claim 20, wherein the contraceptive agent is a progestin-only contraceptive, a contraceptive having a progestin component and an estrogen component, or an oral contraceptive optionally having a folic acid component.
- 15 23. A method of contraception in a subject comprising the step of administering to the subject a composition, wherein the composition comprises a contraceptive and a CB1 receptor inverse-agonist or antagonist compound of claim 1, wherein the composition reduces the urge to smoke in the subject and/or assists the subject in losing weight.

INTERNATIONAL SEARCH REPORT

International application No
PCT/US2007/062020

A. CLASSIFICATION OF SUBJECT MATTER

INV. C07D231/56 C07D403/12 C07D409/04 A61K31/416 A61P25/04

According to International Patent Classification (IPC) or to both national classification and IPC

B. FIELDS SEARCHED

Minimum documentation searched (classification system followed by classification symbols)
C07D

Documentation searched other than minimum documentation to the extent that such documents are included in the fields searched

Electronic data base consulted during the international search (name of data base and, where practical, search terms used)

EPO-Internal, CHEM ABS Data

C. DOCUMENTS CONSIDERED TO BE RELEVANT

Category*	Citation of document, with indication, where appropriate, of the relevant passages	Relevant to claim No.
A	WO 2005/095353 A (JANSSEN PHARMACEUTICA NV [BE]; LAGU BHARAT [US]; LIOTTA FINA [US]; PAN) 13 October 2005 (2005-10-13) page 22, compounds 4, 6, 8; page 25, compound 42; page 28, compound 81; page 29, compound 121; page 30, compound 140; page 41, compounds 322 to 325; claims 1,16-28	1,14-23
A	US 3 520 901 A (MASSAROLI GIANGIACOMO) 21 July 1970 (1970-07-21) column 1, lines 13-37 column 4, lines 12-38 table 1	1,14,16
A,P	WO 2006/030124 A (SANOFI AVENTIS [FR]; BARTH FRANCIS [FR]; CONGY CHRISTIAN [FR]; RINALDI) 23 March 2006 (2006-03-23) claims 1,7-10; table III	1,14-16

 Further documents are listed in the continuation of Box C. See patent family annex.

* Special categories of cited documents :

- *A* document defining the general state of the art which is not considered to be of particular relevance
- *E* earlier document but published on or after the international filing date
- *L* document which may throw doubts on priority claim(s) or which is cited to establish the publication date of another citation or other special reason (as specified)
- *O* document referring to an oral disclosure, use, exhibition or other means
- *P* document published prior to the international filing date but later than the priority date claimed

- *T* later document published after the international filing date or priority date and not in conflict with the application but cited to understand the principle or theory underlying the invention
- *X* document of particular relevance; the claimed invention cannot be considered novel or cannot be considered to involve an inventive step when the document is taken alone
- *Y* document of particular relevance; the claimed invention cannot be considered to involve an inventive step when the document is combined with one or more other such documents, such combination being obvious to a person skilled in the art.
- * & * document member of the same patent family

Date of the actual completion of the international search

28 June 2007

Date of mailing of the international search report

05/07/2007

Name and mailing address of the ISA/

European Patent Office, P.B. 5818 Patentlaan 2
NL - 2280 HV Rijswijk
Tel. (+31-70) 340-2040, Tx. 31 651 epo nl,
Fax: (+31-70) 340-3016

Authorized officer

Hass, Christian

INTERNATIONAL SEARCH REPORT

International application No.
PCT/US2007/062020

Box II Observations where certain claims were found unsearchable (Continuation of item 2 of first sheet)

This International Search Report has not been established in respect of certain claims under Article 17(2)(a) for the following reasons:

1. Claims Nos.:
because they relate to subject matter not required to be searched by this Authority, namely:

Although claims 14-23 are directed to a method of treatment of the human/animal body, the search has been carried out and based on the alleged effects of the compound/composition.
2. Claims Nos.:
because they relate to parts of the International Application that do not comply with the prescribed requirements to such an extent that no meaningful International Search can be carried out, specifically:
3. Claims Nos.:
because they are dependent claims and are not drafted in accordance with the second and third sentences of Rule 6.4(a).

Box III Observations where unity of invention is lacking (Continuation of item 3 of first sheet)

This International Searching Authority found multiple inventions in this international application, as follows:

1. As all required additional search fees were timely paid by the applicant, this International Search Report covers all searchable claims.
2. As all searchable claims could be searched without effort justifying an additional fee, this Authority did not invite payment of any additional fee.
3. As only some of the required additional search fees were timely paid by the applicant, this International Search Report covers only those claims for which fees were paid, specifically claims Nos.:
4. No required additional search fees were timely paid by the applicant. Consequently, this International Search Report is restricted to the invention first mentioned in the claims; it is covered by claims Nos.:

Remark on Protest

- The additional search fees were accompanied by the applicant's protest.
- No protest accompanied the payment of additional search fees.

INTERNATIONAL SEARCH REPORT

Information on patent family members

International application No PCT/US2007/062020

Patent document cited in search report	A	Publication date	AR	Patent family member(s)	Publication date
WO 2005095353	A	13-10-2005	AR	048341 A1	19-04-2006
			AU	2005228868 A1	13-10-2005
			CA	2561305 A1	13-10-2005
			CN	1956964 A	02-05-2007
			EP	1735286 A1	27-12-2006
<hr style="border-top: 1px dashed black;"/>					
US 3520901	A	21-07-1970	BE	701374 A	15-01-1968
			CH	502342 A	31-01-1971
			DE	1695588 A1	24-06-1971
			FR	1555563 A	31-01-1969
			NL	6707299 A	17-01-1968
<hr style="border-top: 1px dashed black;"/>					
WO 2006030124	A	23-03-2006	AR	051288 A1	03-01-2007
			FR	2875230 A1	17-03-2006
<hr style="border-top: 1px dashed black;"/>					