

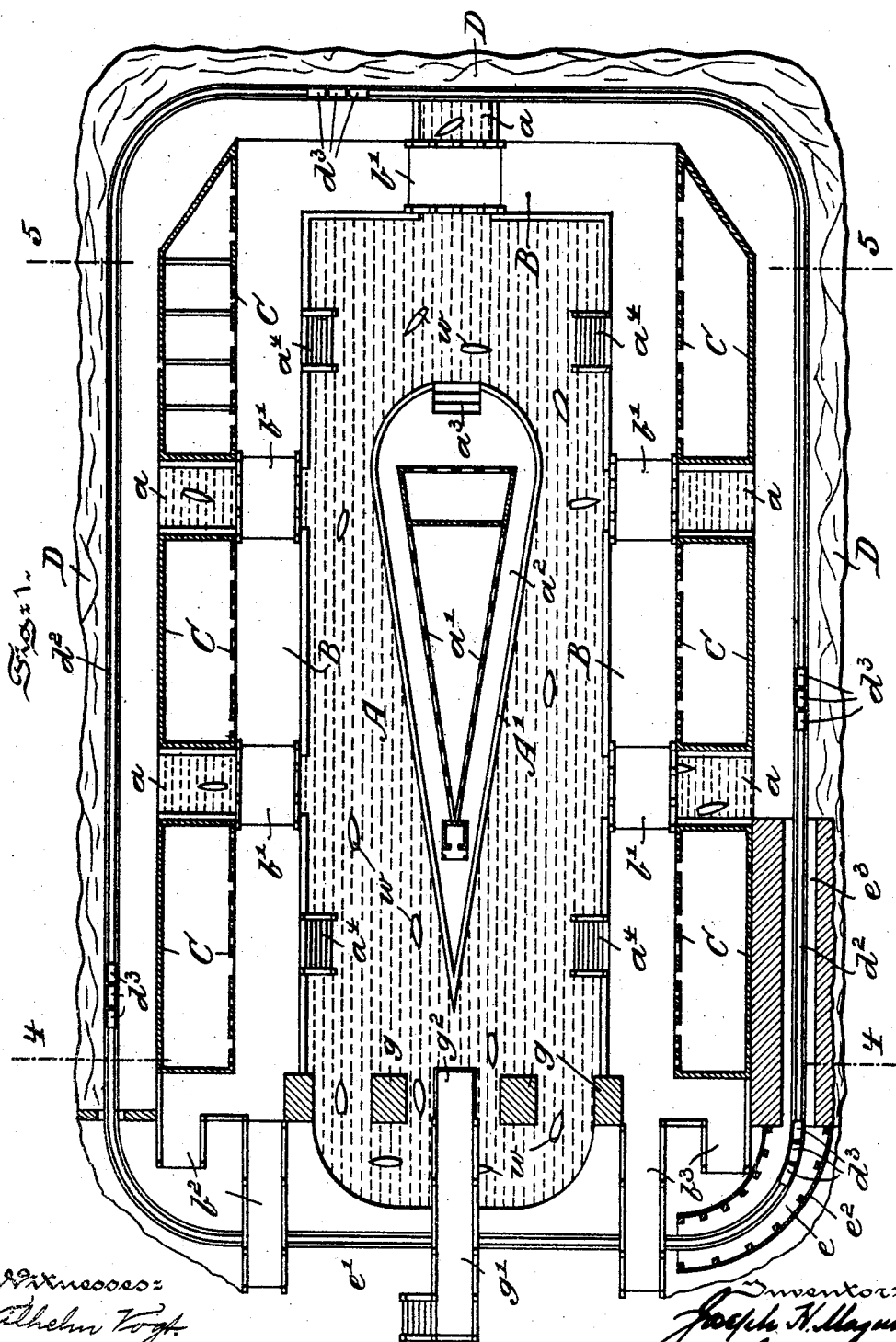
No. 774,917.

PATENTED NOV. 15, 1904.

J. H. MAGUIRE.
AMUSEMENT APPARATUS.
APPLICATION FILED JULY 19, 1904.

NO MODEL.

3 SHEETS—SHEET 1.



Witnesses:
Wilhelm Vogt
Jos. C. Wobensmith.

Inventor:
Joseph H. Maguire
By J. H. Maguire
Attorneys.

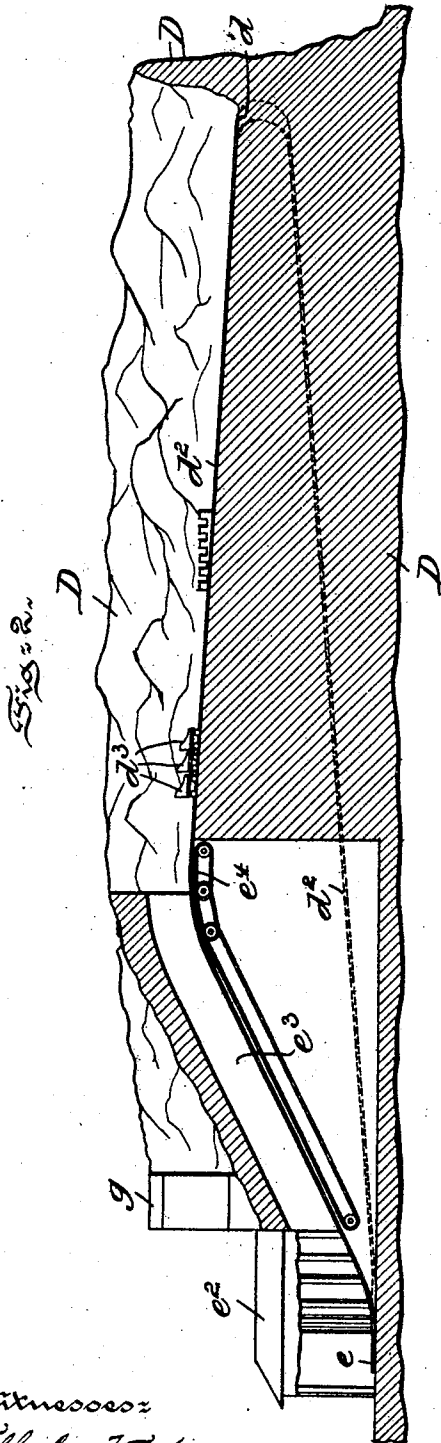
No. 774,917.

PATENTED NOV. 15, 1904.

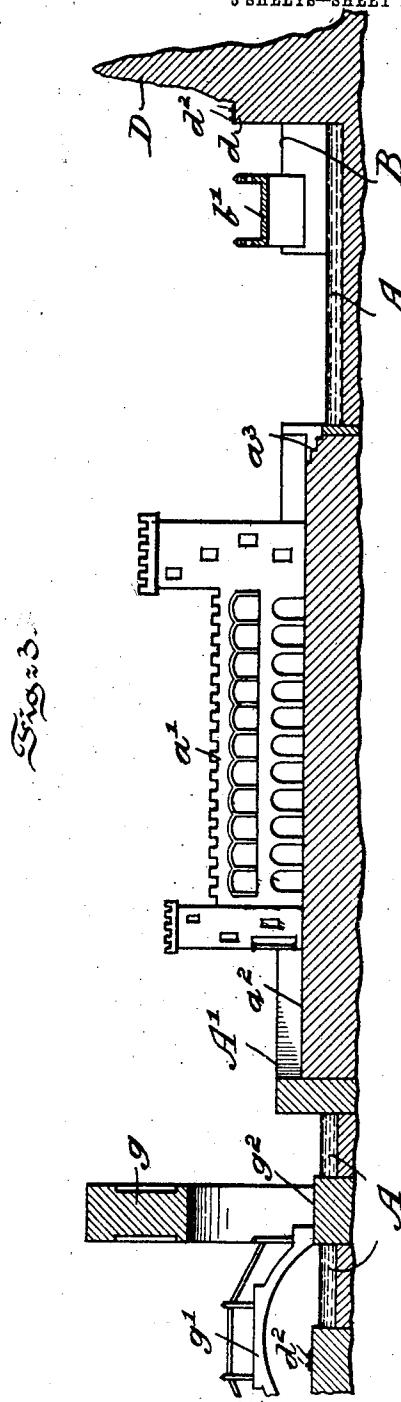
J. H. MAGUIRE.
AMUSEMENT APPARATUS.
APPLICATION FILED JULY 19, 1904.

NO MODEL.

3 SHEETS—SHEET 2.



Witnesses:
Wilhelm Toft
Jas. C. Woburnsmith.



Inventor:
Joseph H. Maguire
By *J. Watson*
Attorney.

No. 774,917.

PATENTED NOV. 15, 1904.

J. H. MAGUIRE.
AMUSEMENT APPARATUS.
APPLICATION FILED JULY 19, 1904.

NO MODEL.

3 SHEETS—SHEET 3.

Fig. 4.

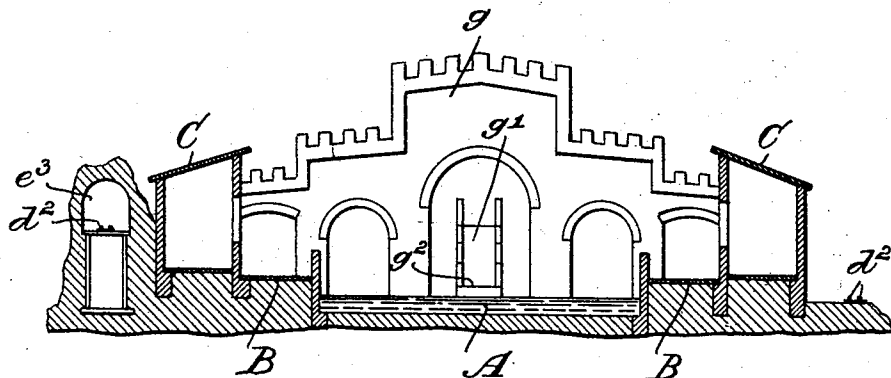
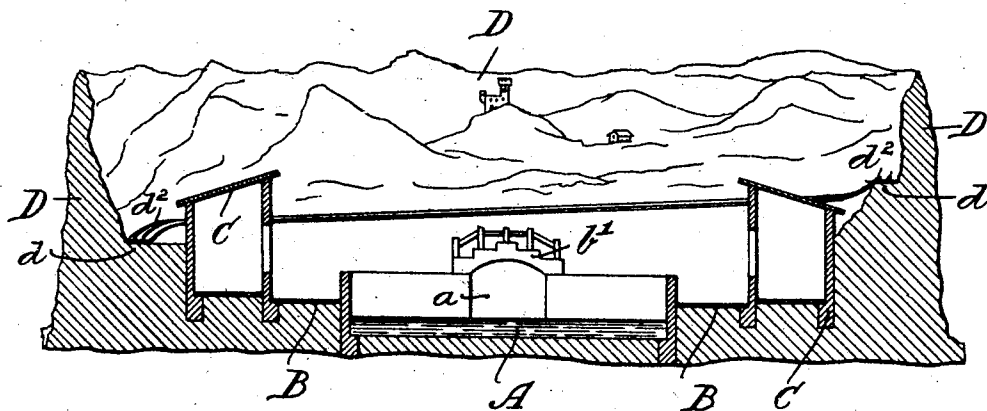


Fig. 5.



Witnesses:
Wilhelm Fögl
Jas. C. Wolnemieth

Inventor:
Joseph H. Maguire,
J. Walter Douglas
Attorneys.

UNITED STATES PATENT OFFICE.

JOSEPH H. MAGUIRE, OF WAYNE, PENNSYLVANIA.

AMUSEMENT APPARATUS.

SPECIFICATION forming part of Letters Patent No. 774,917, dated November 15, 1904.

Application filed July 19, 1904. Serial No. 217,160. (No model.)

To all whom it may concern:

Be it known that I, JOSEPH H. MAGUIRE, a citizen of the United States, residing at Wayne, in the county of Delaware and State of Pennsylvania, have invented certain new and useful Improvements in Amusement Apparatus, of which the following is a specification.

My invention has relation to an apparatus for erection particularly at seaside and summer resorts for pleasure and amusement, combining in its arrangement lake or lagoon life, with boating or gondola pleasures, mountain scenery, with its apparent hazardous car-travel, and promenading, with amusement and facility for satisfying different desires, and also with surrounding scenic effects readily observable from within the confined structure from all parts thereof.

The nature, characteristic features, and scope of my present invention will be more fully understood from the following description, taken in connection with the accompanying drawings, forming part hereof, in which—

Figure 1 is a top or plan view, partly in section, of an amusement apparatus embodying main features of my invention. Fig. 2 is a side elevation, partly sectioned, of an amusement apparatus, illustrating certain of the scenic effects of the same and also the course of the cars of a power-impelled and gravity pleasure-railway thereof. Fig. 3 is a longitudinal central sectional view of Fig. 1, partly in elevation, showing a lagoon or lake with an island therein and a suitable observatory or other structure located thereon and a portion of a platform forming a midway or esplanade surrounding the lagoon or lake, the mountainous or other scenic effect inclosing structure, and an entrance structure at one end. Fig. 4 is a sectional view on the line 4 4 of Fig. 1, showing in detail the entrance or front-end structure of the apparatus; and Fig. 5 is a sectional view on the line 5 5, showing the rear-end structure of the apparatus.

Referring to the drawings, A represents an oblong well forming a lagoon or lake adapted to be filled with water for the flotation of boats, gondolas, or the like *w* thereon. This lagoon has at different distances apart alcoves or recesses *a*. In the body of the lagoon is pro-

vided a suitable structure to constitute an island A', adapted to support a suitable observatory or other building *a'*, with promenades *a*² about the same and with a staircase *a*³ leading from the same to the lagoon or lake, so that access to the boats or gondolas *w* can readily be had therefrom. Extending along the lagoon or lake, on both sides and at the rear end, is provided a platform forming an esplanade or midway B. The recesses or alcoves *a*, extending from the lagoon or lake, are bridged at *b'* over the midway or esplanade, as clearly illustrated in Fig. 1. Along the midway or esplanade are arranged a series of booths or other structures C, in which are adapted to be exposed wares, trinkets, or eatables for sale, as well as being adapted for certain amusements or exhibitions. In rear of the esplanade B and booths C is an irregular wall or structure produced by plastic material and metals or the like to represent mountains or other scenic effects D and which irregular wall or structure constitutes the surrounding inclosure for the entire apparatus. Within and on a projecting ledge *d* of said wall or structure are provided rails *d*² for the cars *d*³ of a power-impelled and gravity railway circling or coursing the plant and having entrance and exit ways *e* and *e'*. The entrance-way to the railway is preferably covered by a shed *e*². From the entrance-way of the railway the cars while being impelled pass through a tunnel *e*³ and when they reach the highest point of elevation *e*⁴ of the structure D travel by gravity along the ledge *d* of the mountainous or other scenic effect part of the structure to the point of beginning for another trip or course. The esplanade or midway B has entrance and exit ways *b*² and *b*³ at the front of the structure or plant. The front of the structure *g* is also provided with a staircase *g'*, leading to a platform *g*², from which persons can alight to take the boats or gondolas of the lagoon or lake or leave the plant therefrom. Staircases *a*⁴ at suitable points along the lagoon lead to the esplanade or midway, as clearly illustrated in Fig. 1. The front of the plant being provided, preferably, with the ornamental structure *g*, for example, as illustrated in Fig. 4, protects the internal ar-

rangement of the plant from the view of the public and at the same time gives to the structure a decided ornamental and attractive appearance.

5 By the arrangement of the members of the structure in their combined form as hereinbefore defined there is provided an amusement apparatus in which several different types of amusement can be carried on, as well
10 as pleasure effects, in a confined space, such as promenading an esplanade provided therein, boating on a lagoon or lake, enjoying the exhilarating effect of riding in the cars of a combined power and gravity railway, as well as
15 being afforded amusement by the different industries and exhibitions being carried on along the midway or esplanade, with desirable scenic effects obtained from all points of the structure, due to the particular arrangement
20 of the mountainous or other scenic effect surrounding structure compassing the whole, with the fancies or tastes of persons frequenting such places catered to from different standpoints.

25 Having thus described the nature and objects of my invention, what I claim as new, and desire to secure by Letters Patent, is—

1. An amusement apparatus, comprising a well forming a lagoon or lake adapted to contain water and having alcoves or recesses, a
30 platform formed adjacent to said lagoon or lake to constitute an esplanade or midway, surrounding said lagoon or lake and spanning said alcoves or recesses, a structure lying adjacent to said esplanade or midway and extending above the same to constitute the inclosing structure and a railway adapted to travel along said structure, substantially as and
35 for the purposes described.

40 2. An amusement apparatus, comprising a well forming a lagoon having alcoves leading therefrom beneath a midway or esplanade, said recesses or alcoves being bridged in connection with said midway or esplanade and a
45 structure rising above said esplanade and arranged to represent mountains or other scenic effects having a ledge, railway-tracks adapted to permit of cars being impelled and traveling by gravity along said tracks, and entrances and exits to said railway, lagoon and
50 midway or esplanade, substantially as and for the purposes described.

3. An amusement apparatus, comprising an inclosing structure arranged to represent

mountains or other scenery, a platform confined within the inclosing structure but at a lower level and forming a midway or esplanade, a well forming a lagoon or lake for the flotation of boats or the like and located in proximity to said midway or esplanade and alcoves
55 or recesses extending laterally from said lagoon or lake and spanned by said platform, substantially as and for the purposes described.

4. An amusement apparatus, comprising an
60 inclosing structure joining a platform to form an esplanade or midway, a well forming a lagoon or lake having alcoves or recesses extending transversely therefrom and spanned by said platform, the wall of said lagoon or
65 lake forming the front of the esplanade or midway and entrance and exit ways to and from said esplanade or midway and lagoon or lake, substantially as and for the purposes described.

75 5. An amusement apparatus, comprising an inclosing structure, a platform having booths connected therewith, a well forming a lagoon or lake having alcoves or recesses, bridges spanning the alcoves or recesses and connected
80 with said platform, said inclosing structure provided with rails adapted for cars to travel over, and said lagoon or lake provided with a structure forming an island, and an entrance staircase and platform to and from the boats
85 or the like of said lagoon or lake, substantially as and for the purposes described.

6. An amusement apparatus, comprising an inclosing structure joining a platform to form
90 a midway or esplanade, said inclosing structure provided with a tunnel and ledges, a well adapted to form a lagoon and provided with alcoves or recesses, bridges spanning the alcoves or recesses of said lagoon to connect the
95 esplanade and provide an unbroken promenade, tracks provided along the ledges of said inclosing structure, cars adapted to be impelled and travel by gravity along said tracks, and entrance and exit ways to and from said
100 lagoon, esplanade and cars, substantially as and for the purposes described.

In testimony whereof I have hereunto set my signature in the presence of two subscribing witnesses.

JOSEPH H. MAGUIRE.

Witnesses:

J. WALTER DOUGLASS,
THOMAS M. SMITH.