

(12) 按照专利合作条约所公布的国际申请

(19) 世界知识产权组织
国际局

(43) 国际公布日
2019年5月16日 (16.05.2019)



(10) 国际公布号
WO 2019/091143 A1

- (51) 国际专利分类号:
H04W 72/04 (2009.01)
- (21) 国际申请号: PCT/CN2018/097616
- (22) 国际申请日: 2018年7月27日 (27.07.2018)
- (25) 申请语言: 中文
- (26) 公布语言: 中文
- (30) 优先权:
PCT/CN2017/109970
2017年11月8日 (08.11.2017) CN
PCT/CN2018/089285
2018年5月31日 (31.05.2018) CN
- (71) 申请人: **OPPO 广东移动通信有限公司 (GUANGDONG OPPO MOBILE TELECO-**

MMUNICATIONS CORP., LTD.) [CN/CN]; 中国广东省东莞市长安镇乌沙海滨路18号, Guangdong 523860 (CN)。

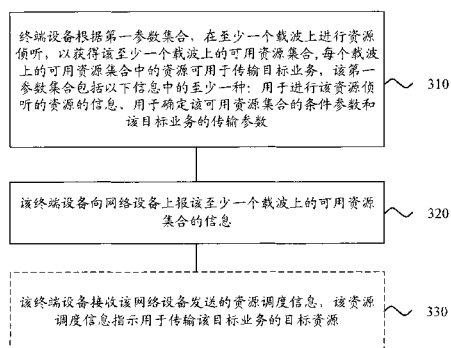
(72) 发明人: **唐海 (TANG, Hai)**; 中国广东省东莞市长安镇乌沙海滨路18号, Guangdong 523860 (CN)。
林晖闵 (LIN, Huci-Ming); 澳大利亚维多利亚州南亚拉区泰隆路52号, Victoria 3141 (AU)。

(74) 代理人: 深圳翼盛智成知识产权事务所 (普通合伙) (**ESSEN PATENT & TRADEMARK AGENCY**); 中国广东省深圳市福田区深南大道6021号喜年中心A座1709-1711, Guangdong 518040 (CN)。

(81) 指定国 (除另有指明, 要求每一种可提供的国家保护): AE, AG, AL, AM, AO, AT, AU, AZ, BA, BB, BG, BH, BN, BR, BW, BY, BZ, CA, CH, CL, CN, CO, CR, CU,

(54) **Title:** RESOURCE CONFIGURATION METHOD IN D2D COMMUNICATION, TERMINAL DEVICE, AND NETWORK DEVICE

(54) 发明名称: D2D通信中资源配置的方法、终端设备和网络设备



- 310 A terminal device performs, on at least one carrier, resource monitoring according to a first parameter set, so as to obtain an available resource set on said at least one carrier, the resources in the available resource set on each carrier being used to transmit a target service, the first parameter set comprising at least one piece of the following information: resource information for performing resource monitoring, condition parameters for determining the available resource set, and transmission parameters of the target service
- 320 The terminal device reports, to a network device, information concerning the available resource set on the at least one carrier
- 330 The terminal device receives resource scheduling information sent by the network device, the resource scheduling information indicating target resources for transmitting the target service

(57) **Abstract:** Disclosed in the present application are a resource configuration method in D2D communication, a terminal device, and a network device, said method comprising: a terminal device performing, on at least one carrier, resource monitoring according to a first parameter set, so as to obtain an available resource set on the at least one carrier, the resources in the available resource set on each carrier being used to transmit a target service; the terminal device reporting, to a network device, information concerning the available resource set on the at least one carrier, the available resource set being used for the network device to allocate transmission resources to a terminal device, the information concerning the available resource set being used for the network device to determine a target resource for transmitting the target service. Therefore, the terminal device performs resource monitoring and reports the obtained available resource set, such that the network device can allocate appropriate transmission resources to the terminal device according to the information concerning the available resource set, thereby reducing interferences.

(57) **摘要:** 本申请公开了一种D2D通信中资源配置的方法、终端设备和网络设备, 该方法包括: 终端设备根据第一参数集合, 在至少一个载波上进行资源侦听, 以获得该至少一个载波上的可用资源集合, 每个载波上的可用资源集合中的资源可用于传输目标业务; 该终端设备向网络设备上报该至少一个载波上的可用资源集合的信息, 该可用资源集合用于所述网络设备为终端设备, 该可用资源集合的信息用于网络设备确定用于传输该目标业务的目标资源。因此, 该终端设备通过进行资源侦听并上报得到的可用资源集合, 使得网络设备能够根据该可用资源集合的信息为该终端设备分配合适的传输资源, 从而降低了干扰。

CZ, DE, DJ, DK, DM, DO, DZ, EC, EE, EG, ES, FI, GB, GD, GE, GH, GM, GT, HN, HR, HU, ID, IL, IN, IR, IS, JO, JP, KE, KG, KH, KN, KP, KR, KW, KZ, LA, LC, LK, LR, LS, LU, LY, MA, MD, ME, MG, MK, MN, MW, MX, MY, MZ, NA, NG, NI, NO, NZ, OM, PA, PE, PG, PH, PL, PT, QA, RO, RS, RU, RW, SA, SC, SD, SE, SG, SK, SL, SM, ST, SV, SY, TH, TJ, TM, TN, TR, TT, TZ, UA, UG, US, UZ, VC, VN, ZA, ZM, ZW。

(84) 指定国 (除另有指明, 要求每一种可提供的地区保护): ARIPO (BW, GH, GM, KE, LR, LS, MW, MZ, NA, RW, SD, SL, ST, SZ, TZ, UG, ZM, ZW), 欧亚 (AM, AZ, BY, KG, KZ, RU, TJ, TM), 欧洲 (AL, AT, BE, BG, CH, CY, CZ, DE, DK, EE, ES, FI, FR, GB, GR, HR, HU, IE, IS, IT, LT, LU, LV, MC, MK, MT, NL, NO, PL, PT, RO, RS, SE, SI, SK, SM, TR), OAPI (BF, BJ, CF, CG, CI, CM, GA, GN, GQ, GW, KM, ML, MR, NE, SN, TD, TG)。

本国际公布:

— 包括国际检索报告 (条约第21条(3))。

RESOURCE CONFIGURATION METHOD IN D2D COMMUNICATION, TERMINAL DEVICE, AND NETWORK DEVICE

BACKGROUND

This application claims priority to PCT Patent Application No. PCT/CN2017/109970,
5 filed with the Chinese Patent Office on November 8, 2017 and entitled "METHOD,
TERMINAL DEVICE, AND NETWORK DEVICE FOR RESOURCE
CONFIGURATION IN D2D COMMUNICATION", which is incorporated herein by
reference in its entirety.

This application claims priority to PCT Patent Application No. PCT/CN2018/089285,
10 filed with the Chinese Patent Office on May 31, 2018 and entitled "METHOD,
TERMINAL DEVICE, AND NETWORK DEVICE FOR RESOURCE
CONFIGURATION IN D2D COMMUNICATION", which is incorporated herein by
reference in its entirety.

Technical Field

15 Embodiments of this application relate to the field of radio communications, and in
particular, to a method, a terminal device, and a network device for resource configuration
in device to device (D2D) communications.

Related Art

20 An Internet of Vehicles (IoV) communications system, also known as a Vehicle to
Everything (V2X) communications system, is a sidelink (SL) transmission technology
based on D2D communications. Different from a conventional Long Term Evolution (LTE)
system in which data is received or transmitted through a base station, an Internet of
Vehicles system performs direct device-to-device communication, and therefore, has higher
spectrum efficiency and lower transmission latency.

25 Two transmission modes are defined in the Internet of Vehicles system: a transmission
mode 3 (mode 3) and a transmission mode 4 (mode 4). Transmission resources used by a
terminal device that uses the transmission mode 3 are allocated by a network device, but a

terminal device that uses the transmission mode 4 can independently select transmission resources. When a resource pool is shared by the terminal device that uses the transmission mode 3 and the terminal device that uses the transmission mode 4, a conflict may occur between a resource allocated by the network device to the terminal device that uses the transmission mode 3 and a resource selected by the terminal device that uses the transmission mode 4. Therefore, an urgent problem to be resolved is how the network device efficiently allocates resources to the terminal device while reducing interference.

SUMMARY

Embodiments of this application provide a method, a terminal device, and a network device for resource configuration in D2D communications, so that the network device can efficiently allocate resources to the terminal device while reducing interference.

According to a first aspect, a method for resource configuration in D2D communications is provided, including: performing, by a terminal device, resource sensing on at least one carrier based on a first parameter set to obtain an available resource set on the at least one carrier, where a resource in an available resource set on each carrier can be used to transmit a target service, and the first parameter set includes at least one of: information about a resource for performing the resource sensing, a condition parameter for determining the available resource set, or a transmission parameter of the target service; and reporting, by the terminal device, information about the available resource set on the at least one carrier to a network device.

Optionally, the target resource is a resource in the available resource set that is reported by the terminal device and that is on the at least one carrier, and the target resource may include one or more resources.

Therefore, in the embodiment of this application, the terminal device performs resource sensing based on a specific transmission parameter, and determines the available resource set based on a sensing result. By reporting the available resource set to the network device, the terminal device assists the network device in allocating a transmission resource to the terminal device, thereby reducing interference.

According to a second aspect, a method for resource configuration in D2D communications is provided, including: receiving, by a network device, information reported by a terminal device about an available resource set on at least one carrier, where a resource in an available resource set on each carrier may be used to transmit a target service;
5 and determining, by the network device, in the available resource set on the at least one carrier, a target resource for transmitting the target service.

Optionally, the target resource is a resource in the available resource set that is reported by the terminal device and that is on the at least one carrier, and the target resource may include one or more resources.

10 Therefore, in the embodiment of this application, the network device can allocate the transmission resource to the terminal device in the available resource set based on the available resource set reported by the terminal device. The resource in the available resource set is obtained by the terminal device based on the sensing result, and therefore, the selecting, by the network device, the resource for the terminal device in the available
15 resource set can significantly reduce interference caused by and to other terminal devices. According to a third aspect, a terminal device is provided. The terminal device can perform operations of the terminal device in the first aspect or in any optional implementation of the first aspect. Specifically, the terminal device may include a module or unit that is configured to perform the operations of the terminal device in the first aspect or in any
20 possible implementation of the first aspect.

According to a fourth aspect, a network device is provided. The network device can perform operations of the network device in the second aspect or in any optional implementation of the second aspect. Specifically, the network device may include a module or unit that is configured to perform the operations of the network device in the
25 second aspect or in any possible implementation of the second aspect.

According to a fifth aspect, a terminal device is provided. The terminal device includes: a processor, a transceiver, and a memory. The processor, the transceiver, and the memory communicate with each other through an internal connection path. The memory is configured to store an instruction, and the processor is configured to execute the instruction

stored in the memory. When the processor executes the instruction stored in the memory, the terminal device is enabled to perform the method in the first aspect or in any possible implementation of the first aspect, or the terminal device is enabled to implement the terminal device according to the third aspect.

5 According to a sixth aspect, a network device is provided. The network device includes: a processor, a transceiver, and a memory. the processor, the transceiver, and the memory communicate with each other through an internal connection path. The memory is configured to store an instruction, and the processor is configured to execute the instruction stored in the memory. When the processor executes the instruction stored in the memory,
10 the network device is enabled to perform the method in the second aspect or in any possible implementation of the second aspect, or the network device is enabled to implement the network device according to the fourth aspect.

 According to a seventh aspect, a computer-readable storage medium is provided. The computer-readable storage medium stores a program. The program enables a terminal
15 device to perform the method for resource configuration in D2D communications according to the first aspect and any of various implementations of the first aspect.

 According to an eighth aspect, a computer-readable storage medium is provided. The computer-readable storage medium stores a program. The program enables a network
20 device to perform the method for resource configuration in D2D communications according to the second aspect and any of various implementations of the second aspect.

 According to a ninth aspect, a chip is provided. The chip includes an input interface, an output interface, a processor, and a memory. The processor is configured to execute an instruction stored in the memory. When the instruction is executed, the processor is enabled
25 to implement the method according to the first aspect or any possible implementation of the first aspect.

 According to a tenth aspect, a chip is provided. The chip includes an input interface, an output interface, a processor, and a memory. The processor is configured to execute an instruction stored in the memory. When the instruction is executed, the processor is enabled

to implement the method according to the second aspect or any possible implementation of the second aspect.

According to an eleventh aspect, a computer program product including an instruction is provided. When the computer program product is run on a computer, the computer is
5 enabled to execute the method according to the first aspect or any possible implementation of the first aspect.

According to a twelfth aspect, a computer program product including an instruction is provided. When the computer program product is run on a computer, the computer is enabled to execute the method according to the second aspect or any possible
10 implementation of the second aspect.

According to a thirteenth aspect, a communications system is provided. The communications system includes a terminal device and a network device.

The terminal device is configured to: perform resource sensing on at least one carrier based on a first parameter set to obtain an available resource set on the at least one carrier,
15 where a resource in an available resource set on each carrier can be used to transmit a target service, and the first parameter set includes at least one of: information about a resource for performing the resource sensing, a condition parameter for determining the available resource set, or a transmission parameter of the target service.

The network device is configured to: receive information reported by a terminal device
20 about an available resource set on at least one carrier, where a resource in an available resource set on each carrier may be used to transmit a target service; and determine, in the available resource set on the at least one carrier, a target resource for transmitting the target service.

Further, the terminal device is configured to perform the method according to the first
25 aspect or any possible implementation of the first aspect, and the network device is configured to perform the method according to the second aspect or any possible implementation of the second aspect.

BRIEF DESCRIPTION OF THE DRAWINGS

FIG. 1 is a schematic structural diagram of an application scenario according to an embodiment of this application;

FIG. 2 is a schematic structural diagram of another application scenario according to
5 an embodiment of this application;

FIG. 3 is a schematic flowchart of a method for resource configuration in D2D communications according to an embodiment of this application;

FIG. 4 is a schematic flowchart of a method for resource configuration in D2D communications according to another embodiment of this application;

10 FIG. 5 is a schematic block diagram of a terminal device according to an embodiment of this application;

FIG. 6 is a schematic block diagram of a network device according to an embodiment of this application;

15 FIG. 7 is a schematic structural diagram of a communications device according to an embodiment of this application;

FIG. 8 is a schematic structural diagram of a chip according to an embodiment of this application; and

FIG. 9 is a schematic structural diagram of a communications system according to an embodiment of this application.

20 DETAILED DESCRIPTION

The technical solutions in the embodiments of this application are described below with reference to the accompanying drawings.

It should be understood that, the technical solutions of the embodiments of this application can be applied to various communications systems, for example, a Global
25 System for Mobile Communications (GSM) system, a Code Division Multiple Access (CDMA) system, a Wideband Code Division Multiple Access (WCDMA) system, a Long

Term Evolution (LTE) system, an LTE frequency division duplex (FDD) system, an LTE Time Division Duplex (TDD) system, a Universal Mobile Telecommunication System (UMTS), and a further 5G communications system.

5 This application describes the embodiments with reference to a terminal device. The terminal device may alternatively be user equipment (UE), an access terminal, a user unit, a user station, a mobile site, a mobile station, a remote station, a remote terminal, a mobile device, a user terminal, a terminal, a wireless communications device, a user agent, or a user apparatus. The access terminal may be a cellular phone, a cordless phone, a Session Initiation Protocol (SIP) phone, a Wireless Local Loop (WLL) station, a personal digital
10 assistant (PDA), a handheld device having a wireless communication function, a computing device, another processing device connected to a wireless modem, an in-vehicle device, a wearable device, a terminal device in a future 5G network, a terminal device in a future evolved public land mobile network (PLMN), or the like.

This application describes the embodiments with reference to a network device. The
15 network device may be a device communicating with the terminal device. For example, the network device may be a base transceiver station (BTS) in a GSM system or a CDMA system, or may be a NodeB (NB) in a WCDMA system, or may be an evolved NodeB (eNB or eNodeB) in an LTE system. Alternatively, the network device may be a relay node, an access point, an in-vehicle device, a wearable device, a network-side device in a future
20 5G network, a network-side device in a future evolved PLMN network, or the like.

FIG. 1 and FIG. 2 are schematic diagrams of a possible application scenario according to an embodiment of this application. FIG. 1 illustrates one network device and two terminal devices. Optionally, a radio communications system may include a plurality of network devices, and another number of terminal devices may be included in coverage of
25 each network device. This is not limited in the embodiment of this application. In addition, the radio communications system may further include other network entities such as a mobility management entity (MME), a serving gateway (S-GW), and a packet data network gateway (P-GW). However, the embodiments of this application are not limited thereto.

Specifically, a terminal device 20 and a terminal device 30 may communicate in a

D2D communications mode. During D2D communication, the terminal device 20 directly communicates with the terminal device 30 through a D2D link, that is, a sidelink (SL). For example, as shown in FIG. 1 or FIG. 2, the terminal device 20 directly communicates with the terminal device 30 through a sidelink. In FIG. 1, a transmission resource for the communication performed between the terminal device 20 and the terminal device 30 through the sidelink is allocated by the network device. In FIG. 2, a transmission resource for the communication performed between the terminal device 20 and the terminal device 30 through the sidelink is independently selected by the terminal device, and does not need to be allocated by the network device.

The D2D communication may mean Vehicle to Vehicle (V2V) communication or Vehicle to Everything (V2X) communication. In the V2X communication, X may be any device capable of radio reception and transmission, such as but not limited to a slowly moving wireless apparatus, a fast moving in-vehicle device, or a network control node capable of radio transmission and reception. Understandably, the embodiments of this application are mainly applied to a V2X communication scenario, but are also applicable to any other D2D communication scenarios. This is not limited in the embodiments of this application.

In Release-14 of the 3GPP protocol, two transmission modes are defined: a transmission mode 3 (mode 3) and a transmission mode 4 (mode 4). The transmission resource of the terminal device that uses the transmission mode 3 is allocated by a base station. The terminal device performs data transmission on the sidelink by using the resource allocated by the base station. The base station may allocate the resource for a single transmission to the terminal device, or may allocate a semi-static transmission resource to the terminal device. If the terminal device that uses the transmission mode 4 is capable of sensing, data is transmitted by means of sensing and reservation. If the terminal device is not capable of sensing, the terminal device randomly selects a transmission resource in a resource pool. The terminal device capable of sensing obtains an available resource set in the resource pool by means of sensing, and the terminal device randomly selects a resource in the set to perform data transmission. Because a service in the Internet

of Vehicles system is periodic, the terminal device generally uses a semi-static transmission mode. To be specific, after selecting a transmission resource, the terminal device continuously uses the resource in a plurality of transmission periods, thereby reducing resource reselection and a probability of resource conflicts. Control information for a current transmission carries information about a resource reserved by the terminal device for a next transmission. Therefore, by detecting the control information of the terminal device, other terminal devices can determine whether the resource has been reserved and used by the terminal device, thereby fulfilling the purpose of reducing resource conflicts.

In Release-14 of the 3GPP protocol, the resource pool corresponding to the transmission mode 3 is orthogonal to the resource pool corresponding to the transmission mode 4. The terminal device that uses the mode 3 performs data transmission on a time-frequency resource in the resource pool that supports the mode 3, and the terminal device that uses the mode 4 performs data transmission on a time-frequency resource in the resource pool that supports the mode 4.

In the new Release-15 of the 3GPP protocol, to improve a utilization ratio of resources, the terminal device that uses the transmission mode 3 and the terminal device that uses the transmission mode 4 can share a resource pool. The terminal device that uses the transmission mode 3 is connected to the base station, and its transmission resource is allocated by the base station. However, when allocating a resource for the terminal device that uses the transmission mode 3, the base station is not aware of resource occupation status in the resource pool. If the resource allocated by the base station to the terminal device that uses the transmission mode 3 has been occupied by the terminal device that uses the transmission mode 4, interference may occur.

Therefore, in the embodiment of this application, the terminal device performs resource sensing based on a specific transmission parameter, and determines the available resource set based on a sensing result. By reporting the available resource set to the network device, the terminal device assists the network device in allocating a transmission resource to the terminal device, thereby reducing interference.

Understandably, in the embodiment of this application, the terminal device that

supports Release-15 may include a terminal device that supports Release-15, or a terminal device that supports another release in addition to Release-15, for example, a terminal device that supports Release-16 in addition to Release-15.

5 FIG. 3 is a schematic flowchart of a method for resource configuration in D2D communications according to an embodiment of this application. The method may be performed by a terminal device. The terminal device may be, for example, the terminal device 20 or the terminal device 30 shown in FIG. 1. The method for resource configuration includes at least a part of the following content.

10 In step 310, the terminal device performs resource sensing on at least one carrier based on a first parameter set to obtain an available resource set on the at least one carrier.

Resources in an available resource set on each carrier may be used to transmit a target service. The first parameter set includes at least one of: information about a resource for performing the resource sensing, a condition parameter for determining the available resource set, or a transmission parameter of the target service.

15 In step 320, the terminal device reports information about the available resource set on the at least one carrier to a network device.

The information about the available resource set is used for the network device to determine a target resource for transmitting the target service.

Optionally, the method further includes step 330.

20 In step 330, the terminal device receives resource scheduling information transmitted by the network device, where the resource scheduling information indicates the target resource for transmitting the target service.

25 Optionally, the target resource is a resource in the available resource set that is reported by the terminal device and that is on the at least one carrier, and the target resource may include one or more resources. All resources in the available resource set are available transmission resources, briefly referred to as available resources. For example, the available resources are resources that are obtained by the terminal device after resource sensing, that meet requirements and that can be used to transmit the target service.

Specifically, before transmitting the target service, the terminal device may perform resource sensing on one or more carriers based on parameters in the first parameter set, and determine an available resource set on the one or more carriers based on a sensing result. The resources in the available resource set can be used for the terminal device to transmit the target service. After determining the available resource set on the at least one carrier, the terminal device reports the information about the available resource set on the at least one carrier to the network device, so that the network device is assisted in allocating a transmission resource for the target service. After receiving the available resource set that is reported by the terminal device and that is on the at least one carrier, the network device may select, in the available resource set, an appropriate transmission resource for the target service, and use resource scheduling information to indicate to the terminal device the target resource for transmitting the target service.

Specifically, the terminal device may be, for example, a terminal device that uses a first transmission mode in Release-15. The first transmission mode may be, for example, equivalent to the transmission mode 3 in Release-14 of the 3GPP protocol. When the terminal device uses the first transmission mode, a time-frequency resource used by the terminal device to perform the data transmission is a resource scheduled by the network device.

Therefore, the terminal device performs resource sensing based on a specific transmission parameter, and determines the available resource set based on a sensing result. By reporting the available resource set to the network device, the terminal device assists the network device in allocating a transmission resource to the terminal device, thereby reducing interference.

Optionally, the information about the resource for performing the resource sensing includes at least one of: information about a resource pool for performing the resource sensing, information about a carrier for performing the resource sensing, information about a subband for performing the resource sensing, information about a number of PRBs for performing the resource sensing, information about a sensing window for performing the resource sensing, or information about a resource selection window for performing the

resource sensing. The information about the resource selection window may include, for example, a value of T1, a value of T2, information about the length of the selection window, and the like.

Optionally, the condition parameter for determining the available resource set includes
5 at least one of: a physical sidelink shared channel-reference signal received power (PSSCH-RSRP) threshold, the number of resources in the available resource set, or a percentage of available resources.

The percentage of available resources is a ratio of the number of resources in the available resource set to the total number of resources in the sensing window for
10 performing the resource sensing.

Optionally, the transmission parameter of the target service includes at least one of the following parameters: information about a priority of the target service, information about a traffic volume of the target service, a transmission period of the target service, latency of the target service, a number of times of retransmission of the target service, a data packet
15 size of the target service, or a modulation and coding scheme of the target service.

For example, based on an index of a carrier in the first parameter set, information about a resource pool on the carrier, a size of a subband that needs resource sensing, a number of PRBs that need resource sensing, the information about the sensing window, and the like, the terminal device may perform resource sensing in the sensing window based on
20 the size of the subband or the number of the PRBs. The terminal device may perform resource exclusion based on the PSSCH-RSRP threshold and the quantity (such as B) of resources required in an available resource set on each carrier to exclude resources that have a measured PSSCH-RSRP value higher than the PSSCH-RSRP threshold and that are occupied and/or reserved by other terminal devices. In addition, the terminal device may
25 select B resources with a smallest received signal strength indicator (RSSI) value in the remaining resources, and use them as the available resource set that can be used to transmit the target service.

In another example, based on the transmission parameter of the target service in the

first parameter set, such as a data packet size of the target service, or a modulation and coding scheme of the target service, or the like, the terminal device may determine the size of the subband that needs resource sensing and/or the number of PRBs that need resource sensing or the like. In this way, resource sensing is performed in the sensing window of the
5 corresponding carrier based on the size of the subband or the number of PRBs, and an available transmission resource is selected in the resource selection window based on a sensing result.

In another example, based on the data packet size of the target service, information about a period of the target service, or information about a priority of the target service or
10 the like, the terminal device may determine the size of the subband that needs resource sensing and/or the number of PRBs that need resource sensing or the like. In this way, resource sensing is performed in the sensing window of the corresponding carrier based on the size of the subband or the number of PRBs, and an available transmission resource is selected in the resource selection window based on a sensing result.

In another example, the terminal device may determine a PSSCH-RSRP threshold based on the information about the priority of the target service, perform resource sensing based on the PSSCH-RSRP threshold, and select an available transmission resource in the
15 resource selection window based on a sensing result.

In another example, the terminal device may determine a size of the resource selection
20 window based on information about latency of the target service, and then select an available transmission resource in the resource selection window based on a result of the resource sensing.

In another example, the terminal device determines a size of the resource selection window based on the information about the resource selection window, and determines an
25 available resource in the resource selection window based on a sensing result. The information about the resource selection window may include, for example, at least one of: a start point of the resource selection window, an end point of the resource selection window, or a window length.

Optionally, before step 310, that is, before the terminal device performs resource sensing on the at least one carrier based on the first parameter set, the method further includes: receiving, by a physical layer of the terminal device, the first parameter set transmitted by a higher layer of the terminal device; or receiving, by the terminal device, the first parameter set transmitted by the network device.

Optionally, before the receiving, by the physical layer of the terminal device, the first parameter set transmitted by the network device, the method further includes: reporting, by the terminal device, a second parameter set to the network device.

The second parameter set includes at least one of: a channel busy ratio (CBR) of each of at least one carrier, a buffer status report (BSR), a transmission period of the target service, a priority of the target service, or a latency requirement of the target service.

Specifically, if the terminal device obtains the first parameter set by using the network device, before receiving the first parameter set transmitted by the network device, the terminal device may transmit a second parameter set to the network device, so that the network device determines the first parameter set based on the second parameter set, and transmits the first parameter set to the terminal device for selecting the available resource set. The second parameter set may be, for example, the CBR, the BSR, the transmission period of the target service, the latency of the target service, or the information about the priority of the target service, or the like.

In this embodiment, the terminal device transmits the second parameter set to the network device, so that the network device determines the first parameter set for performing resource sensing and resource selection. In this way, the terminal device obtains the available resource set based on the first parameter set and reports the available resource set, and the network device can allocate a transmission resource to the terminal device based on the available resource set, thereby reducing interference.

Optionally, in step 320, the reporting, by the terminal device, the information about the available resource set on the at least one carrier to the network device includes: reporting, by the terminal device, the information about the available resource set on the at

least one carrier to the network device by using uplink control information (UCI), a Media Access Control (MAC) control element (CE), or Radio Resource Control (RRC) signaling.

Optionally, in step 320, the reporting, by the terminal device, the information about the available resource set on the at least one carrier to the network device includes:
5 reporting, by the terminal device, assistance information (UEAssistanceInformation) of the terminal device while reporting the information about the available resource set on the at least one carrier to the network device.

In other words, while reporting the information about the available resource set, the terminal device reports the assistance information concurrently. The assistance information
10 may include, for example, information about a traffic volume of the target service, the priority of the target service, or a period of the target service. For details of the assistance information of the terminal device, refer to description on UEAssistanceInformation in existing protocols.

Optionally, the reporting, by the terminal device, the information about the available
15 resource set on the at least one carrier to the network device includes: reporting, by the terminal device, a resource bitmap of the at least one carrier to the network device, where the resource bitmap of each carrier includes a plurality of bits, the plurality of bits are in one-to-one correspondence with a plurality of resources in the sensing window in which the terminal device performs the resource sensing on each carrier, or the plurality of bits are in
20 one-to-one correspondence with a plurality of resources in a part of the sensing window in which the terminal device performs the resource sensing on each carrier, or the plurality of bits are in one-to-one correspondence with a plurality of resources in a resource selection window of the terminal device on each carrier, and a value of each of the plurality of bits indicates whether a resource corresponding to the each bit belongs to an available resource
25 set on each carrier.

The resource selection window may mean all resources in a time range $[n+T1, n+T2]$, where $T1 \geq 0$, $T2 \geq T1$, and n is a time point of performing resource sensing.

A possible implementation is that all sensed resources on a carrier are represented by a

resource bitmap. The resource bitmap includes a plurality of bits, and each bit corresponds to a resource. The plurality of bits are in one-to-one correspondence with the plurality of resources that are sensed on the carrier. The value of each bit is used to indicate whether the resource corresponding to the bit is available, that is, whether the resource belongs to the available resource set on the carrier. For example, in the process of resource sensing performed by the terminal device, if the resource is available, the value of the bit corresponding to the resource is set to 1; or, if the resource is not available, the value of the bit corresponding to the resource is set to 0. The number of all available resources finally obtained is equal to the number of resources in the available resource set, where the number of resources is set in the first parameter. The terminal device finally reports the resource bitmap corresponding to the carrier to the network device. In this way, the network device is aware of the resources on the carrier that are available for transmitting the target service, and selects the target resource in the available resources to transmit the target service.

Optionally, resources in a part of the sensing window on a carrier are represented by a resource bitmap. For example, the sensing window is $[n-1000, n-1]$, where n is a time point of performing resource sensing. However, the resource bitmap is in one-to-one correspondence with the resources in the part of the sensing window, where the part of sensing window is $[n-100, n-1]$. For the rest, refer to the relevant description in the foregoing embodiment, and details are not described herein again.

Optionally, resources in a selection window on a carrier are represented by a resource bitmap. For example, the terminal device performs sensing in the sensing window $[n-1000, n-1]$, and determines the resources available in the selection window $[n, n+100]$. An available resource is represented by 1, and an unavailable resource is represented by 0. The resource bitmap is in one-to-one correspondence with a plurality of resources in the selection window. The terminal device finally reports the resource bitmap corresponding to the carrier to the network device. In this way, the network device is aware of the resources on the carrier that are available for transmitting the target service, and selects the target resource in the available resources to transmit the target service.

In another possible implementation, the resource bitmap includes a first resource

bitmap, the first resource bitmap includes a plurality of bits, the plurality of bits are in one-to-one correspondence with a plurality of time units in a first time range, and a value of each of the plurality of bits indicates whether an available resource exists in a time unit corresponding to the each bit. The time unit may include, for example, a subframe, or a slot.

The first time range may be, for example, a sensing window for the terminal device to perform the resource sensing, or a resource selection window for performing resource selection.

Further, optionally, the resource bitmap includes a second resource bitmap, the second resource bitmap includes a plurality of bits, the plurality of bits are in one-to-one correspondence with a plurality of frequency-domain units in a first frequency-domain range, and a value of each of the plurality of bits indicates whether an available resource exists in a frequency-domain unit corresponding to the each bit. The frequency-domain units may include, for example, an RBG, a subband, and an RB.

The first frequency-domain range may be, for example, a frequency-domain range of a system bandwidth for the terminal device to perform the resource sensing, or a frequency-domain range of a resource pool for performing the resource sensing.

For example, the resource bitmap includes a first resource bitmap and a second resource bitmap. A plurality of bits in the first resource bitmap are in one-to-one correspondence with a plurality of subframes. A plurality of bits in the second resource bitmap are in one-to-one correspondence with a plurality of subbands. If a resource on a time unit indicated by a bit in the first resource bitmap is an available resource, and a resource on a frequency-domain unit indicated by a bit in the second resource bitmap is an available resource, then a resource formed from the time unit and the frequency-domain unit belongs to the available resource set.

In another possible implementation, the information about the available resource set further includes a time-domain index of at least one time unit in a second time range, an available resource exists on a time unit corresponding to each time-domain index, and the

second time range may be a sensing window for the terminal device to perform the resource sensing, or a resource selection window for performing resource selection. The time unit may include, for example, a subframe, or a slot. In this case, optionally, the resource bitmap may include a second resource bitmap. A bit in the second resource bitmap may indicate a
5 specific frequency-domain location of the available resource that exists on a time unit corresponding to a time-domain index carried in the information about the available resource set.

For example, if the second time range is a resource selection window $[n, n+100]$ milliseconds and the available resource set includes an index k of a subframe in the
10 resource selection window, then it indicates that an available resource exists on the subframe corresponding to the index k . Further, if the available resource set further includes a bitmap and each bit in the bitmap corresponds to a subband, then the available resource set indicates that, in the frequency-domain resources on the subframe k , a resource on the subband corresponding to a bit value 1 is an available resource.

In another possible implementation, the information about the available resource set further includes a frequency-domain index of at least one frequency-domain unit in a second frequency-domain range. An available resource exists on each frequency-domain unit, and the second frequency-domain range may be a frequency-domain range of a system bandwidth that is used for the terminal device to perform the source sensing, or a
15 frequency-domain range of a resource pool for performing the resource sensing. The frequency-domain units may include, for example, an RBG, a subband, and an RB. In this case, optionally, the resource bitmap may include a first resource bitmap. A bit in the first resource bitmap may indicate a specific time-domain location of the available resource that exists on a frequency-domain unit corresponding to a frequency-domain index carried in
20 the information about the available resource set.
25

Understandably, the terminal device may report the available resource set in the form of a resource bitmap; or the terminal device may directly report the time-domain location and/or the frequency-domain location of each available resource in the available resource set; or, the terminal device may also indicate the available resource set to the network

device by other means. This is not limited in the embodiment of this application.

Optionally, the reporting, by the terminal device, the information about the available resource set on the at least one carrier to the network device includes: reporting, by the terminal device, an index of at least one candidate target resource in the available resource set on the at least one carrier to the network device.

An index of each candidate target resource in an available resource set on each carrier is used to indicate a location of each candidate target resource in the sensing window of each carrier, or indicate a location of each candidate target resource in the resource selection window of each carrier, or indicate a location of each candidate target resource in an available resource set on each carrier, or indicate a time-frequency resource location of each candidate target resource on each carrier.

In an implementation different from the foregoing implementation in which the resource bitmap is reported, the terminal device may not report all available resources in the available resource set to the network device, but select one or more resources in an available resource set on each carrier and use the resources as candidate target resources, and report only the candidate target resources to the network device, thereby reducing bit overheads. The number of the reported candidate target resources may be configured by the network device or specified in the protocol. In the candidate target resources, the network device may select one or more target resources for the terminal device to transmit the target service.

For example, the terminal device may, in an available resource set on each carrier, select several resources with the lowest value of sidelink received signal strength indicator S-RSSI or PSSCH-RSRP as candidate target resources, and report candidate target resource indexes to the network device. The number of the reported candidate target resource indexes is configured or pre-configured by the network device.

Each candidate target resource index on a carrier may be determined based on the resources in the sensing window of resource sensing on the carrier. For example, the index may indicate the location of each candidate target resource among all resources in the

sensing window.

For example, assuming that the index is used to indicate the location of each candidate target resource in the sensing window and that the total number of resources in the sensing window in which the terminal device performs the resource sensing is 12, the indexes of the 12 resources are 1 to 12 successively based on the time-domain location thereof, and the number of candidate target resources is 4. If four resources that have the lowest value of S-RSSI or PSSCH-RSRP and that are selected by the terminal device after the sensing on the 12 resources are the resources indexed 1, 2, 4, and 7, the terminal device will report the indexes 1, 2, 4, and 7 to the network device, so that the network device selects a target resource in the four resources and indicates the target resource to the terminal device.

Alternatively, each candidate target resource index on the carrier may be determined based on the resources in the resource selection window on the carrier. For example, the index may indicate the location of each candidate target resource among all resources in the resource selection window.

For example, assuming that the index is used to indicate the location of each candidate target resource in the resource selection window and that the total number of resources in the selection window in which the terminal device performs the resource selection is 12, the indexes of the 12 resources are 1 to 12 successively based on the time-domain location thereof, and the number of candidate target resources is 4. If, after the values of S-RSSI or PSSCH-RSRP on the 12 resources are sensed and forecast, four resources that have the lowest value of S-RSSI or PSSCH-RSRP and that are selected by the terminal device are the resources indexed 1, 2, 4, and 7, the terminal device will report the indexes 1, 2, 4, and 7 to the network device, so that the network device selects a target resource in the four resources and indicates the target resource to the terminal device.

Alternatively, each candidate target resource index on the carrier may be determined based on the resources in the available resource set obtained after the sensing is performed on the carrier. For example, the index may indicate the location of each candidate target resource among all resources in the available resource set.

Alternatively, each candidate target resource index on the carrier may be determined based on the location of each candidate target resource on the carrier, for example, determined based on a time-domain location and a frequency-domain location of the candidate target resource. In this case, the target resource index includes a time-domain
5 location index and a frequency-domain location index of the candidate target resource on the carrier.

If the first parameter set is not transmitted by the network device to the terminal device, but is transmitted by a higher layer of the terminal device to the physical layer of the terminal device, optionally, the method further includes: reporting, by the terminal
10 device, a third parameter set to the network device.

Optionally, the third parameter set includes at least one of: information about a resource that is used for performing the resource sensing, a condition parameter for determining the available resource set, and a transmission parameter of the target service.

Optionally, the information about the resource for performing the resource sensing
15 includes at least one of: information about a resource pool for performing the resource sensing, information about a carrier for performing the resource sensing, information about a subband for performing the resource sensing, information about a number of physical resource blocks (PRBs) for performing the resource sensing, and information about a third time range.

20 The information about the third time range may include, for example, at least one of:

information about a sensing window for performing the resource sensing, information about a resource selection window for performing resource selection, or a time range relative to a specific time point.

The specific time point may be, for example, any one of: a time point of resource
25 sensing performed by the terminal device, a time point of reporting the available resource set by the terminal device, a first subframe (that is, a subframe 0) in a radio frame period, a time point at which the terminal device receives an instruction from the network device, a time point of occurrence of a service of the terminal device, or a time point determined

based on subframe offset information and information about the service period of the terminal device. The subframe offset information and the service period may be carried in assistance information (UEAssistanceInformation) reported by the terminal device to the network device.

- 5 The time range may be, for example, $[n+T1, n+T2]$, where n is the specific time point, $T1 > 0$, and $T2 > T1$.

Optionally, the condition parameter for determining the available resource set includes at least one of: a physical sidelink shared channel-reference signal received power (PSSCH-RSRP) threshold, a number of resources and a percentage of available resources in
10 the available resource set, where the percentage of available resources is a ratio of a number of resources in the available resource set to a total number of resources in the sensing window for performing the resource sensing; and/or

Optionally, the transmission parameter of the target service includes at least one of the following parameters: information about a priority of the target service, information about a
15 traffic volume of the target service, a transmission period of the target service, latency of the target service, a number of times of retransmission of the target service, a data packet size of the target service, or a modulation and coding scheme of the target service.

Understandably, parameters in the third parameter set may be the same as parameters in the first parameter set in part or in whole.

20 Optionally, in step 330, if the at least one carrier includes a target carrier, and the target resource is a resource in the available resource set on the target carrier, then the resource scheduling information may include an index of the target resource. The index of the target resource is used to indicate the location of the target resource in the sensing window of the target carrier, or indicate the location of the target resource in the available
25 resource set on the target carrier, or indicate a time-frequency resource location of the target resource on the target carrier.

Specifically, the target resource on the target carrier is a resource selected by the network device for the terminal device to transmit the target service. The network device

may transmit the resource scheduling information to the terminal device. The resource scheduling information includes an index of the target resource. The index of the target resource is used to indicate the location of the target resource in the available resource set, or indicate the location of the target resource in the sensing window of the target carrier, or
5 indicate the time-frequency resource location of the target resource on the target carrier.

When the at least one carrier includes one carrier, the carrier is the target carrier.

When the at least one carrier includes a plurality of carriers, the target carrier may be, for example, a carrier with the lowest CBR value in the plurality of carriers. The terminal device may report a second parameter set to the network device. The second parameter set
10 includes CBRs of the plurality of carriers, and the network device may determine the target carrier based on the received CBRs on the plurality of carriers.

For example, it is assumed that the available resource set that is reported by the terminal device to the network device and that is on the target carrier includes eight available resources, and the eight available resources are represented by a resource bitmap.
15 It is assumed that the total number of resources in the sensing window in which the terminal device performs resource sensing is 12, and the resource bitmap used to represent the available resource set is 1100 1011 1011, where 1 indicates that the resource belongs to the available resource set, and 0 indicates that the resource does not belong to the available resource set. If the network device selects a second available resource based on the resource
20 bitmap and allocates the resource to the terminal device, the network device may transmit resource scheduling information carrying the index 2 to the terminal device. The resource scheduling information instructs the terminal device to transmit the target service by using the second resource in the available resource set.

In another example, it is assumed that the available resource set that is reported by the terminal device to the network device and that is on the target carrier includes 12 available
25 resources, and the terminal device reports the available resource set to the network device by using RRC signaling. In the RRC signaling, the available resource set includes time-domain information and frequency-domain information of each available resource. Based on the available resource set reported by the terminal device, the network device

selects the fourth available resource in the available resource set as a transmission resource of the terminal device, and allocates the resource to the terminal device. Therefore, the network device may transmit resource scheduling information carrying the index 4 to the terminal device. The resource scheduling information instructs the terminal device to transmit the target service by using the fourth resource in the available resource set.

Understandably, the network device may use the foregoing resource index to indicate, to the terminal device, the target resource that is in the available resource set and that is used to transmit the target service.

Optionally, the available resource scheduling information includes $K \times N$ bits, K is the number of target resources, K is an integer greater than or equal to 1, N is the number of bits occupied by the index of the target resource, $N = \log_2(M)$, and M is the number of resources in the sensing window of the target carrier, or the number of resources in the available resource set on the target carrier, or the number of candidate target resource indexes reported by the terminal device to the network device.

For example, if the network device selects, in the available resource set on the target carrier, two transmission resources for the target service to transmit the target service twice, for example, to transmit the target service once and retransmit the target service once, then the resource scheduling information transmitted by the network device includes indexes of the two resources. The index of each resource is represented by N bits. Therefore, the two resources need to be represented by $2N$ bits, where $N = \log_2(M)$, and M is the number of resources in the available resource set on the target bearer, or the number of resources in the sensing window of the target carrier, or the number of candidate target resource indexes reported by the terminal device to the network device. For example, if the number of resources in the sensing window of the target carrier is 4000 (1000 subframes, each sub-frame having four subbands, totaling 4000 resources), then $M=4000$; or, if the number of resources in the available resource set on the target carrier is 1000, then $M=1000$; or, if the terminal device reports four candidate target resource indexes to the network device, then $M=4$.

FIG. 4 is a schematic flowchart of a method for resource configuration in D2D

communications according to an embodiment of this application. The method shown in FIG. 4 may be performed by a network device, and the network device may be, for example, the network device 10 shown in FIG. 1. As shown in FIG. 4, the method for resource configuration in D2D communications includes the following steps.

5 In step 410, a network device receives information reported by a terminal device about an available resource set on at least one carrier.

Resources in an available resource set on each carrier may be used to transmit a target service.

10 In step 420, the network device determines, in the available resource set on the at least one carrier, a target resource for transmitting the target service. Optionally, the target resource is one or more resources in the available resource set on the at least one carrier.

Optionally, the method may further include step 430.

15 In step 430, the network device transmits resource scheduling information to the terminal device, where the resource scheduling information is used to indicate the target resource.

20 Therefore, the network device can allocate the transmission resource to the terminal device in the available resource set based on the available resource set reported by the terminal device. The resource in the available resource set is obtained by the terminal device based on the sensing result, and therefore, the selecting, by the network device, the resource for the terminal device in the available resource set can significantly reduce interference caused by and to other terminal devices.

25 Optionally, before the receiving, by a network device, information reported by a terminal device about an available resource set on at least one carrier, the method further includes: transmitting, by the network device, a first parameter set to the terminal device, where the first parameter set is used for the terminal device to perform resource sensing on the at least one carrier to obtain the available resource set on the at least one carrier, and the first parameter set includes at least one of: information about a resource for performing the resource sensing, a condition parameter for determining the available resource set, and a

transmission parameter of the target service.

Optionally, the information about the resource for performing the resource sensing includes at least one of: information about a resource pool for performing the resource sensing, information about a carrier for performing the resource sensing, information about
5 a subband for performing the resource sensing, information about a number of physical resource blocks (PRBs) for performing the resource sensing, or information about a sensing window for performing the resource sensing.

Optionally, the condition parameter for determining the available resource set includes at least one of: a physical sidelink shared channel-reference signal received power
10 (PSSCH-RSRP) threshold, a number of resources and a percentage of available resources in the available resource set, where the percentage of available resources is a ratio of a number of resources in the available resource set to a total number of resources in the sensing window for performing the resource sensing.

Optionally, the transmission parameter of the target service includes at least one of the
15 following parameters: information about a priority of the target service, information about a traffic volume of the target service, a transmission period of the target service, latency of the target service, a number of times of retransmission of the target service, a data packet size of the target service, or a modulation and coding scheme of the target service.

Optionally, before the transmitting, by the network device, a first parameter set to the
20 terminal device, the method further includes: receiving, by the network device, a second parameter set reported by the terminal device, where the second parameter set includes at least one of: a channel busy ratio (CBR) of each of the plurality of carriers, a buffer status report (BSR), a priority of the target service, or a latency requirement of the target service; and determining, by the network device, the first parameter set based on the second
25 parameter set.

Optionally, the receiving, by a network device, information reported by a terminal device about an available resource set on at least one carrier includes: receiving, by the network device, the information reported by the terminal device about the available

resource set on the at least one carrier by using uplink control information (UCI), a media access control (MAC) control element (CE), or radio resource control (RRC) signaling.

Optionally, the receiving, by a network device, information reported by a terminal device about an available resource set on at least one carrier includes: receiving, by the
5 network device, assistance information (UEAssistanceInformation) while receiving the information reported by the terminal device about the available resource set on the at least one carrier, where the assistance information is reported by the terminal device.

Optionally, the receiving, by a network device, information reported by a terminal device about an available resource set on at least one carrier includes: receiving, by the
10 network device, a resource bitmap that is reported by the terminal device and that is of the at least one carrier. The resource bitmap of each carrier includes a plurality of bits, the plurality of bits are in one-to-one correspondence with a plurality of resources in the sensing window in which the terminal device performs the resource sensing on each carrier, and a value of each of the plurality of bits indicates whether a resource corresponding to the
15 each bit belongs to an available resource set on each carrier.

Optionally, the receiving, by a network device, information reported by a terminal device about an available resource set on at least one carrier includes: receiving, by the network device, an index that is reported by the terminal device and that is of at least one candidate target resource in the available resource set on the at least one carrier. An index
20 of each candidate target resource in an available resource set on each carrier is used to indicate the location of each candidate target resource in the sensing window of each carrier, or indicate the location of each candidate target resource in an available resource set on each carrier, or indicate a time-frequency resource location of each candidate target resource on each carrier.

25 Optionally, the at least one carrier includes a target carrier, and the target resource is a resource in an available resource set on the target carrier.

The resource scheduling information includes an index of the target resource, the index of the target resource is used to indicate the location of the target resource among a

plurality of resources in the sensing window of the target carrier, or indicate the location of the target resource in the available resource set on the target carrier, or indicate the time-frequency resource location of the target resource on the target carrier.

Optionally, the resource scheduling information includes $K \times N$ bits, where K is the number of target resources, K is an integer greater than or equal to 1, N is the number of bits occupied by the index of the target resource, $N = \log_2(M)$, and M is the number of resources in the sensing window of the target carrier, or the number of resources in the available resource set on the target carrier, or the number of candidate target resource indexes reported by the terminal device to the network device.

Understandably, for a detailed process of resource configuration performed by the network device, refer to relevant description of the terminal device in FIG. 3. For brevity, details are not described herein again.

Further, understandably, in various embodiments of this application, the sequence number of a step described above does not mean the implementation order of the step. The implementation order of each step shall depend on its functionality and intrinsic logic, and shall not constitute any limitation on the implementation process of the embodiment of this application.

It should be noted that, to the extent that no conflict occurs, the embodiments of this application and/or the technical features of the embodiments described herein may be combined with each other as required, and the technical solutions obtained after the combination shall also fall within the protection scope of this application.

The foregoing has described in detail the method for resource configuration in D2D communications according to the embodiment of this application. The following will describe an apparatus according to an embodiment of this application with reference to FIG. 5 to FIG. 8. The technical features described in the method embodiment are applicable to the following apparatus embodiment.

FIG. 5 is a schematic block diagram of a terminal device 500 according to an embodiment of this application. As shown in FIG. 5, the terminal device 500 includes a

sensing unit 510 and a transceiver unit 520.

The resource sensing unit 510 is configured to perform resource sensing on at least one carrier based on a first parameter set to obtain an available resource set on the at least one carrier, where a resource in an available resource set on each carrier can be used to transmit a target service, and the first parameter set includes at least one of: information
5 about a resource for performing the resource sensing, a condition parameter for determining the available resource set, or a transmission parameter of the target service.

The transceiver unit 520 is configured to report, to a network device, information about the available resource set that is obtained by the sensing unit 510 and that is on the at
10 least one carrier.

Therefore, the terminal device performs resource sensing based on a specific transmission parameter, and determines the available resource set based on a sensing result. By reporting the available resource set to the network device, the terminal device assists the network device in allocating a transmission resource to the terminal device, thereby
15 reducing interference.

Optionally, the information about the resource for performing the resource sensing includes at least one of: information about a resource pool for performing the resource sensing, information about a carrier for performing the resource sensing, information about a subband for performing the resource sensing, information about a number of physical
20 resource blocks (PRBs) for performing the resource sensing, or information about a sensing window for performing the resource sensing; and/or

The condition parameter for determining the available resource set includes at least one of: a physical sidelink shared channel-reference signal received power (PSSCH-RSRP) threshold, a number of resources and a percentage of available resources in the available
25 resource set, where the percentage of available resources is a ratio of a number of resources in the available resource set to a total number of resources in the sensing window for performing the resource sensing; and/or

The transmission parameter of the target service includes at least one of the following

parameters: information about a priority of the target service, information about a traffic volume of the target service, a transmission period of the target service, latency of the target service, a number of times of retransmission of the target service, a data packet size of the target service, or a modulation and coding scheme of the target service.

5 Optionally, the transceiver unit 520 is specifically configured to: receive, at a physical layer, the first parameter set transmitted from a higher layer; or receive the first parameter set transmitted by the network device.

 Optionally, the transceiver unit 520 is further configured to: report a second parameter set to the network device, where the second parameter set includes at least one of: a channel
10 busy ratio (CBR) of each of a plurality of carriers, a buffer status report (BSR), the priority of the target service, or a latency requirement of the target service.

 Optionally, the transceiver unit 520 is specifically configured to: report the information about the available resource set on the at least one carrier to the network device by using uplink control information (UCI), a media access control (MAC) control element
15 (CE), or radio resource control (RRC) signaling.

 Optionally, the transceiver unit 520 is specifically configured to: report assistance information of the terminal device while reporting the information about the available resource set on the at least one carrier to the network device.

 Optionally, the transceiver unit 520 is specifically configured to: report a resource
20 bitmap of the at least one carrier to the network device, where the resource bitmap of each carrier includes a plurality of bits, the plurality of bits are in one-to-one correspondence with a plurality of resources in the sensing window in which the terminal device performs the resource sensing on each carrier, or the plurality of bits are in one-to-one
25 correspondence with a plurality of resources in a resource selection window of the terminal device on each carrier, and a value of each of the plurality of bits indicates whether a resource corresponding to the each bit belongs to an available resource set on each carrier.

 Optionally, the transceiver unit 520 is specifically configured to: report an index of at least one candidate target resource in the available resource set on the at least one carrier to

the network device, where an index of each candidate target resource in an available resource set on each carrier is used to indicate a location of each candidate target resource in the sensing window of each carrier, or indicate a location of each candidate target resource in the resource selection window of each carrier, or indicate a location of each candidate target resource in an available resource set on each carrier, or indicate a time-frequency resource location of each candidate target resource on each carrier.

Optionally, the transceiver unit 520 is further configured to: receive resource scheduling information transmitted by the network device, where the resource scheduling information indicates a target resource for transmitting the target service.

Optionally, the at least one carrier includes a target carrier, and the target resource is a resource in the available resource set on the target carrier. The resource scheduling information includes an index of the target resource. The index of the target resource is used to indicate the location of the target resource in the sensing window of the target carrier, or indicate the location of the target resource in the available resource set on the target carrier, or indicate a time-frequency resource location of the target resource on the target carrier.

Optionally, the resource scheduling information includes $K \times N$ bits, where K is the number of target resources, K is an integer greater than or equal to 1, N is the number of bits occupied by the index of the target resource, $N = \log_2(M)$, and M is the number of resources in the sensing window of the target carrier, or the number of resources in the available resource set on the target carrier, or the number of candidate target resource indexes reported by the terminal device to the network device.

Understandably, the terminal device 500 can perform the corresponding operations of the method 300 performed by the terminal device in the foregoing method embodiment. For brevity, no details are described herein again.

FIG. 6 is a schematic block diagram of a network device 600 according to an embodiment of this application. As shown in FIG. 6, the network device 600 includes a transceiver unit 610 and a determining unit 620.

The transceiver unit 610 is configured to receive information reported by a terminal device about an available resource set on at least one carrier, where a resource in an available resource set on each carrier may be used to transmit a target service.

5 The determining unit 620 is configured to determine, in the available resource set that is received by the transceiver unit 610 and that is on the at least one carrier, a target resource for transmitting the target service.

Therefore, the network device can allocate the transmission resource to the terminal device in the available resource set based on the available resource set reported by the terminal device. The resource in the available resource set is obtained by the terminal
10 device based on the sensing result, and therefore, the selecting, by the network device, the resource for the terminal device in the available resource set can significantly reduce interference caused by and to other terminal devices.

Optionally, the transceiver unit 610 is further configured to: transmit a first parameter set to the terminal device, where the first parameter set is used for the terminal device to
15 perform resource sensing on the at least one carrier to obtain the available resource set on the at least one carrier, and the first parameter set includes at least one of: information about a resource for performing the resource sensing, a condition parameter for determining the available resource set, and a transmission parameter of the target service.

Optionally, the information about the resource for performing the resource sensing
20 includes at least one of: information about a resource pool for performing the resource sensing, information about a carrier for performing the resource sensing, information about a subband for performing the resource sensing, information about a number of physical resource blocks (PRBs) for performing the resource sensing, or information about a sensing window for performing the resource sensing; and/or

25 The condition parameter for determining the available resource set includes at least one of: a physical sidelink shared channel-reference signal received power (PSSCH-RSRP) threshold, a number of resources and a percentage of available resources in the available resource set, where the percentage of available resources is a ratio of a number of resources

in the available resource set to a total number of resources in the sensing window for performing the resource sensing; and/or

The transmission parameter of the target service includes at least one of the following parameters: information about a priority of the target service, information about a traffic
5 volume of the target service, a transmission period of the target service, latency of the target service, a number of times of retransmission of the target service, a data packet size of the target service, or a modulation and coding scheme of the target service.

Optionally, the transceiver unit 610 is further configured to: transmit the first
10 parameter set to the terminal device, where the first parameter set is used for the terminal device to perform resource sensing on the at least one carrier to obtain an available resource set on the at least one carrier.

Optionally, the transceiver unit 610 is further configured to: receive a second
15 parameter set reported by the terminal device, where the second parameter set includes at least one of: a channel busy ratio (CBR) of each of the plurality of carriers, a buffer status report (BSR), a priority of the target service, or a latency requirement of the target service; and the determining unit 620 is further configured to determine the first parameter set based on the second parameter set.

Optionally, the transceiver unit 610 is specifically configured to: receive the
20 information reported by the terminal device about the available resource set on the at least one carrier by using uplink control information (UCI), a media access control (MAC) control element (CE), or radio resource control (RRC) signaling.

Optionally, the transceiver unit 610 is specifically configured to: receive assistance
25 information while receiving the information reported by the terminal device about the available resource set on the at least one carrier, where the assistance information is reported by the terminal device.

Optionally, the transceiver unit 610 is specifically configured to: receive a resource
bitmap that is reported by the terminal device and that is of the at least one carrier, where the resource bitmap of each carrier includes a plurality of bits, the plurality of bits are in

one-to-one correspondence with a plurality of resources in the sensing window in which the terminal device performs the resource sensing on each carrier, or the plurality of bits are in one-to-one correspondence with a plurality of resources in a resource selection window of the terminal device on each carrier, and a value of each of the plurality of bits indicates
5 whether a resource corresponding to the each bit belongs to an available resource set on each carrier.

Optionally, the transceiver unit 610 is specifically configured to: receive an index that is reported by the terminal device and that is of at least one candidate target resource in the available resource set on the at least one carrier. An index of each candidate target resource
10 in an available resource set on each carrier is used to indicate a location of each candidate target resource in the sensing window of each carrier, or indicate a location of each candidate target resource in the resource selection window of each carrier, or indicate a location of each candidate target resource in an available resource set on each carrier, or indicate a time-frequency resource location of each candidate target resource on each
15 carrier.

Optionally, the transceiver unit 610 is further configured to: transmit resource scheduling information to the terminal device, where the resource scheduling information is used to indicate the target resource determined by the determining unit 620.

Optionally, the at least one carrier includes a target carrier, and the target resource is a
20 resource in the available resource set on the target carrier. The resource scheduling information includes an index of the target resource. The index of the target resource is used to indicate the location of the target resource among a plurality of resources in the sensing window of the target carrier, or indicate the location of the target resource in the available resource set on the target carrier, or indicate a time-frequency resource location of
25 the target resource on the target carrier.

Optionally, the resource scheduling information includes $K \times N$ bits, where K is the number of target resources, K is an integer greater than or equal to 1, N is the number of bits occupied by the index of the target resource, $N = \log_2(M)$, and M is the number of resources in the sensing window of the target carrier, or the number of resources in the

available resource set on the target carrier, or the number of candidate target resource indexes reported by the terminal device to the network device.

Understandably, the network device 600 can perform the corresponding operations of the method 400 performed by the network device in the foregoing method embodiment. For
5 brevity, no details are described herein again.

FIG. 7 is a schematic structural diagram of a communications device 700 according to an embodiment of this application. As shown in FIG. 7, the communications device includes a processor 710, a transceiver 720, and a memory 730. The processor 710, the transceiver 720, and the memory 730 communicate with each other through an internal
10 connection path. The memory 730 is configured to store an instruction, and the processor 710 is configured to execute the instruction stored in the memory 730, to control the transceiver 720 to receive a signal or send a signal.

Optionally, the processor 710 may invoke program code stored in the memory 730, to perform corresponding operations in the method 300 performed by the terminal device in
15 the method embodiments. For brevity, details are not described herein again.

Optionally, the processor 710 may invoke program code stored in the memory 730, to perform corresponding operations in the method 400 performed by the network device in the method embodiments. For brevity, details are not described herein again.

It should be understood that, the processor of this embodiment of this application may
20 be an integrated circuit chip, and has a signal processing capability. During implementation, the steps of the foregoing method embodiment may be implemented by using a hardware integrated logic circuit in the processor or implemented by using an instruction in a software form. The foregoing processor may be a general purpose processor, a digital signal processor (DSP), an application-specific integrated circuit (ASIC), a
25 field-programmable gate array (FPGA), or another programmable logic device, discrete gate or transistor logic device, or discrete hardware component. The processor may implement or perform methods, steps and logical block diagrams disclosed in the embodiments of this application. The general purpose processor may be a microprocessor

or the processor may be any conventional processor and the like. Steps of the methods disclosed with reference to the embodiments of this application may be directly executed and completed by means of a hardware decoding processor, or may be executed and completed by using a combination of hardware and software modules in the decoding processor. The software module may be located in a mature storage medium in the field, such as a random access memory, a flash memory, a read-only memory, a programmable read-only memory, an electrically-erasable programmable memory, or a register. The storage medium is located in the memory, and the processor reads information in the memory and completes the steps in the foregoing methods in combination with hardware of the processor.

It can be understood that, the memory in the embodiments of this application may be a volatile memory or a non-volatile memory, or may include both a volatile memory and a non-volatile memory. The nonvolatile memory may be a read-only memory (ROM), a programmable read-only memory (PROM), an erasable programmable read-only memory (erasable PROM, EPROM), an electrically erasable programmable read-only memory (EEPROM), or a flash memory. The volatile memory may be a random access memory (RAM), and is used as an external cache. Through exemplary but not limitative description, many forms of RAMs may be used, for example, a static random access memory (SRAM), a dynamic random access memory (DRAM), a synchronous dynamic random access memory (SDRAM), a double data rate synchronous dynamic random access memory (DDR SDRAM), an enhanced synchronous dynamic random access memory (ESDRAM), a synchlink dynamic random access memory (SLDRAM) and a direct rambus random access memory (DR RAM). It should be noted that, the memory for the system and the method described herein aims to include but not limited to these memories and any other suitable types of memories.

FIG. 8 is a schematic structural diagram of a chip according to an embodiment of this application. The chip 800 in FIG. 8 includes an input interface 801, an output interface 802, at least one processor 803, and a memory 804. The input interface 801, the output interface 802, the processor 803, and the memory 804 are connected through an internal connection

path. The processor 803 is configured to execute code stored in the memory 804.

Optionally, when the code is executed, the processor 803 may implement the method 300 performed by the terminal device in the method embodiments. For brevity, details are not described herein again.

5 Optionally, when the code is executed, the processor 803 may implement the method 400 performed by the network device in the method embodiments. For brevity, details are not described herein again.

10 It should be noted that, the chip mentioned in the embodiments of this application may also be referred to as a system-level chip, a system chip, a chip system, a system on chip, or the like.

FIG. 9 is a schematic block diagram of a communications system 900 according to an embodiment of this application. As shown in FIG. 9, the communications system 900 includes a terminal device 910 and a network device 920.

15 The terminal device 910 is configured to: perform resource sensing on at least one carrier based on a first parameter set to obtain an available resource set on the at least one carrier, where the resource in an available resource set on each carrier is configured to transmit a target service, and the first parameter set includes at least one of: information about a resource for performing the resource sensing, a condition parameter for determining the available resource set, or a transmission parameter of the target service; and report
20 information about the available resource set on the at least one carrier to a network device.

25 The network device 920 is configured to: receive the information of the available resource set that is reported by the terminal device and on the at least one carrier, where the resource in an available resource set on each carrier may be used for transmitting the target service; and determine the target resource of the target service in the available resource set on the at least one carrier.

The terminal device 910 may be configured to implement the corresponding function implemented by the terminal device in the method 300. The composition of the terminal device 910 may be as shown in the terminal device 500 in FIG. 5. For brevity, details are

not described herein again.

The network device 920 may be configured to implement the corresponding function implemented by the network device in the method 400. The composition of the network device 920 may be as shown in the network device 600 in FIG. 6. For brevity, details are
5 not described herein again.

It should be understood that in this embodiment of the present disclosure, "B corresponding to A" indicates that B is associated with A, and B may be determined based on A. However, it should further be understood that determining B according to A does not mean that B is determined according to A only; that is, B may also be determined according
10 to A and/or other information.

A person of ordinary skill in the art may be aware that, in combination with the examples described in the embodiments disclosed in this specification, units and algorithm steps may be implemented by electronic hardware, or a combination of computer software and electronic hardware. Whether the functions are performed by hardware or software
15 depends on particular applications and design constraint conditions of the technical solutions. A person skilled in the art may use different methods to implement the described functions for each particular application, but it should not be considered that the implementation goes beyond the scope of this application.

It may be clearly understood by a person skilled in the art that, for the purpose of
20 convenient and brief description, for a detailed working process of the foregoing system, apparatus, and unit, refer to a corresponding process in the foregoing method embodiments, and details are not described herein again.

In the several embodiments provided in this application, it should be understood that the disclosed system, apparatus, and method may be implemented in other manners. For
25 example, the described apparatus embodiments are merely schematic. For example, the unit division is merely logical function division and may be other division in actual implementation. For example, a plurality of units or components may be combined or integrated into another system, or some features may be ignored or not performed. In

addition, the displayed or discussed mutual couplings or direct couplings or communication connections may be implemented through some interfaces. The indirect couplings or communication connections between the apparatuses or units may be implemented in electrical, mechanical or other forms.

5 The units described as separate parts may or may not be physically separate, and parts displayed as units may or may not be physical units, may be located in one position, or may be distributed on a plurality of network units. Some or all of the units may be selected according to actual needs to achieve the objectives of the solutions of the embodiments.

10 In addition, functional units in the embodiments of this application may be integrated into one monitoring unit, or each of the units may exist alone physically, or two or more units are integrated into one unit.

15 When the functions are implemented in a form of a software functional module and sold or used as an independent product, the functions may be stored in a computer-readable storage medium. Based on such an understanding, the technical solutions of this application essentially, or the part contributing to the prior art, or part of the technical solutions may be implemented in the form of a software product. The computer software product is stored in a storage medium, and includes several instructions for instructing a computer device (which may be a personal computer, a server, a network device, and the like) to perform all or a part of the steps of the method described in the embodiment of this application. The
20 foregoing storage medium includes: any medium that can store program codes, such as a USB flash disk, a removable hard disk, a read-only memory (ROM), a random access memory (RAM), a magnetic disk, or an optical disk.

25 The foregoing descriptions are merely specific implementation manners of this application, but are not intended to limit the protection scope of this application. Any variation or replacement readily figured out by a person skilled in the art within the technical scope disclosed in this application shall fall within the protection scope of this application. Therefore, the protection scope of this application shall be subject to the protection scope of the claims.

CLAIMS

What is claimed is:

1. A method for resource configuration in device-to-device (D2D) communications, comprising:

5 performing, by a terminal device, resource sensing on at least one carrier based on a first parameter set to obtain an available resource set on the at least one carrier, wherein a resource in an available resource set on each carrier can be used to transmit a target service, and the first parameter set comprises at least one of: information about a resource for performing the resource sensing, a condition parameter for determining the available
10 resource set, or a transmission parameter of the target service; and

reporting, by the terminal device, information about the available resource set on the at least one carrier to a network device.

2. The method according to claim 1, wherein

15 the information about the resource for performing the resource sensing comprises at least one of: information about a resource pool for performing the resource sensing, information about a carrier for performing the resource sensing, information about a subband for performing the resource sensing, information about a number of physical resource blocks (PRBs) for performing the resource sensing, information about a sensing window for performing the resource sensing, or information about a resource selection
20 window for performing resource selection; and/or

the condition parameter for determining the available resource set comprises at least one of: a physical sidelink shared channel-reference signal received power (PSSCH-RSRP) threshold, a number of resources and a percentage of available resources in the available resource set, wherein the percentage of available resources is a ratio of a number of
25 resources in the available resource set to a total number of resources in the sensing window for performing the resource sensing; and/or

the transmission parameter of the target service comprises at least one of the following parameters: information about a priority of the target service, information about a traffic

volume of the target service, a transmission period of the target service, latency of the target service, a number of times of retransmission of the target service, a data packet size of the target service, or a modulation and coding scheme of the target service.

3. The method according to claim 1 or 2, further comprising:

5 receiving, by a physical layer of the terminal device, the first parameter set transmitted by a higher layer of the terminal device; or

receiving, by the terminal device, the first parameter set transmitted by the network device.

4. The method according to any one of claims 1 to 3, further comprising:

10 reporting, by the terminal device, a second parameter set to the network device, wherein the second parameter set comprises at least one of: a channel busy ratio (CBR) of each of the at least one carrier, a buffer status report (BSR), the transmission period of the target service, the priority of the target service, or a latency requirement of the target service.

15 5. The method according to any one of claims 1 to 4, wherein the reporting, by the terminal device, information about the available resource set on the at least one carrier to a network device comprises:

20 reporting, by the terminal device, the information about the available resource set on the at least one carrier to the network device by using uplink control information (UCI), a media access control (MAC) control element (CE), or radio resource control (RRC) signaling.

6. The method according to any one of claims 1 to 5, wherein the reporting, by the terminal device, information about the available resource set on the at least one carrier to a network device comprises:

25 reporting, by the terminal device, assistance information of the terminal device while reporting the information about the available resource set on the at least one carrier to the network device.

7. The method according to any one of claims 1 to 6, wherein the reporting, by the terminal device, information about the available resource set on the at least one carrier to a network device comprises:

5 reporting, by the terminal device, a resource bitmap of the at least one carrier to the network device, wherein the resource bitmap of each carrier comprises a plurality of bits, the plurality of bits are in one-to-one correspondence with a plurality of resources in the sensing window in which the terminal device performs the resource sensing on each carrier, or the plurality of bits are in one-to-one correspondence with a plurality of resources in a resource selection window of the terminal device on each carrier, and a value of each of the
10 plurality of bits indicates whether a resource corresponding to the each bit belongs to an available resource set on each carrier.

8. The method according to claim 7, wherein the resource bitmap comprises a first resource bitmap, the first resource bitmap comprises a plurality of bits, the plurality of bits are in one-to-one correspondence with a plurality of time units in a first time range, and a
15 value of each of the plurality of bits indicates whether an available resource exists in a time unit corresponding to the each bit.

9. The method according to claim 8, wherein the first time range is the sensing window for the terminal device to perform the resource sensing, or the resource selection window for performing resource selection.

20 10. The method according to any one of claims 7 to 9, wherein the resource bitmap comprises a second resource bitmap, the second resource bitmap comprises a plurality of bits, the plurality of bits are in one-to-one correspondence with a plurality of frequency-domain units in a first frequency-domain range, and a value of each of the plurality of bits indicates whether an available resource exists in a frequency-domain unit
25 corresponding to the each bit.

11. The method according to claim 10, wherein the first frequency-domain range is a frequency-domain range of a system bandwidth for the terminal device to perform the resource sensing, or a frequency-domain range of a resource pool for performing the

resource sensing.

12. The method according to claim 10 or 11, wherein the information about the available resource set comprises a time-domain index of at least one time unit in a second time range, an available resource exists on a time unit corresponding to each time-domain index, and the second time range is the sensing window for the terminal device to perform
5 the resource sensing or a resource selection window for performing resource selection.

13. The method according to any one of claims 1 to 12, wherein the reporting, by the terminal device, information about the available resource set on the at least one carrier to a network device comprises:

10 reporting, by the terminal device, an index of at least one candidate target resource in the available resource set on the at least one carrier to the network device, wherein

an index of each candidate target resource in an available resource set on each carrier is used to indicate a location of each candidate target resource in the sensing window of each carrier, or indicate a location of each candidate target resource in the resource
15 selection window of each carrier, or indicate a location of each candidate target resource in an available resource set on each carrier, or indicate a time-frequency resource location of each candidate target resource on each carrier.

14. The method according to any one of claims 1 to 13, further comprising:

20 reporting, by the terminal device, a third parameter set to the network device, wherein the third parameter set comprises at least one of: the information about the resource for performing the resource sensing, the condition parameter for determining the available resource set, and the transmission parameter of the target service.

15. The method according to claim 14, wherein the information about the resource for performing the resource sensing comprises at least one of:

25 the information about the resource pool for performing the resource sensing, the information about the carrier for performing the resource sensing, the information about the subband for performing the resource sensing, the information about the number of physical resource blocks (PRBs) for performing the resource sensing, the information about the

sensing window for performing the resource sensing, or the information about the resource selection window for performing resource selection; and/or

the condition parameter for determining the available resource set comprises at least one of: a physical sidelink shared channel-reference signal received power (PSSCH-RSRP) threshold, a number of resources and a percentage of available resources in the available resource set, wherein the percentage of available resources is a ratio of a number of resources in the available resource set to a total number of resources in the sensing window for performing the resource sensing; and/or

the transmission parameter of the target service comprises at least one of the following parameters: information about a priority of the target service, information about a traffic volume of the target service, a transmission period of the target service, latency of the target service, a number of times of retransmission of the target service, a data packet size of the target service, or a modulation and coding scheme of the target service.

16. The method according to any one of claims 1 to 15, further comprising:
receiving, by the terminal device, resource scheduling information transmitted by the network device, wherein the resource scheduling information indicates a target resource for transmitting the target service.

17. The method according to claim 16, wherein the at least one carrier comprises a target carrier, and the target resource is a resource in an available resource set on the target carrier; and

the resource scheduling information comprises an index of the target resource, the index of the target resource is used to indicate the location of the target resource in the sensing window of the target carrier, or indicate the location of the target resource in the available resource set on the target carrier, or indicate the time-frequency resource location of the target resource on the target carrier.

18. The method according to claim 16, wherein the resource scheduling information comprises $K \times N$ bits, wherein K is the number of target resources, K is an integer greater than or equal to 1, N is the number of bits occupied by the index of the target resource,

$N=\log_2(M)$, and M is the number of resources in the sensing window of the target carrier, or the number of resources in the available resource set on the target carrier, or the number of candidate target resource indexes reported by the terminal device to the network device.

19. A method for resource configuration in device-to-device (D2D) communications,
5 comprising:

receiving, by a network device, information reported by a terminal device about an available resource set on at least one carrier, wherein a resource in an available resource set on each carrier may be used to transmit a target service; and

determining, by the network device, in the available resource set on the at least one
10 carrier, a target resource for transmitting the target service.

20. The method according to claim 19, further comprising:

transmitting, by the network device, a first parameter set to the terminal device, wherein the first parameter set is used for the terminal device to perform resource sensing on the at least one carrier to obtain the available resource set on the at least one carrier, and
15 the first parameter set comprises at least one of: information about a resource for performing the resource sensing, a condition parameter for determining the available resource set, and a transmission parameter of the target service.

21. The method according to claim 20, wherein

the information about the resource for performing the resource sensing comprises at
20 least one of: information about a resource pool for performing the resource sensing, information about a carrier for performing the resource sensing, information about a subband for performing the resource sensing, information about a number of physical resource blocks (PRBs) for performing the resource sensing, information about a sensing window for performing the resource sensing, or information about a resource selection
25 window for performing resource selection; and/or

the condition parameter for determining the available resource set comprises at least one of: a physical sidelink shared channel-reference signal received power (PSSCH-RSRP) threshold, a number of resources and a percentage of available resources in the available

resource set, wherein the percentage of available resources is a ratio of a number of resources in the available resource set to a total number of resources in the sensing window for performing the resource sensing; and/or

5 the transmission parameter of the target service comprises at least one of the following parameters: information about a priority of the target service, information about a traffic volume of the target service, a transmission period of the target service, latency of the target service, a number of times of retransmission of the target service, a data packet size of the target service, or a modulation and coding scheme of the target service.

22. The method according to any one of claims 19 to 21, further comprising:

10 receiving, by the network device, a second parameter set reported by the terminal device, wherein the second parameter set comprises at least one of: a channel busy ratio (CBR) of each of the at least one carrier, a buffer status report (BSR), the transmission period of the target service, the priority of the target service, or a latency requirement of the target service; and

15 determining, by the network device, the first parameter set based on the second parameter set.

23. The method according to any one of claims 19 to 22, wherein the receiving, by a network device, information reported by a terminal device about an available resource set on at least one carrier comprises:

20 receiving, by the network device, the information reported by the terminal device about the available resource set on the at least one carrier by using uplink control information (UCI), a media access control (MAC) control element (CE), or radio resource control (RRC) signaling.

24. The method according to any one of claims 19 to 23, wherein the receiving, by a
25 network device, information reported by a terminal device about an available resource set on at least one carrier comprises:

receiving, by the network device, assistance information while receiving the information reported by the terminal device about the available resource set on the at least

one carrier, wherein the assistance information is reported by the terminal device.

25. The method according to any one of claims 19 to 24, wherein the receiving, by a network device, information reported by a terminal device about an available resource set on at least one carrier comprises:

5 receiving, by the network device, a resource bitmap that is reported by the terminal device and that is of the at least one carrier, wherein the resource bitmap of each carrier comprises a plurality of bits, the plurality of bits are in one-to-one correspondence with a plurality of resources in the sensing window in which the terminal device performs the resource sensing on each carrier, or the plurality of bits are in one-to-one correspondence
10 with a plurality of resources in a resource selection window of the terminal device on each carrier, and a value of each of the plurality of bits indicates whether a resource corresponding to the each bit belongs to an available resource set on each carrier.

26. The method according to claim 25, wherein the resource bitmap comprises a first resource bitmap, the first resource bitmap comprises a plurality of bits, the plurality of bits
15 are in one-to-one correspondence with a plurality of time units in a first time range, and a value of each of the plurality of bits indicates whether an available resource exists in a time unit corresponding to the each bit.

27. The method according to claim 26, wherein the first time range is the sensing window for the terminal device to perform the resource sensing, or the resource selection
20 window for performing resource selection.

28. The method according to any one of claims 25 to 29, wherein the resource bitmap comprises a second resource bitmap, the second resource bitmap comprises a plurality of bits, the plurality of bits are in one-to-one correspondence with a plurality of frequency-domain units in a first frequency-domain range, and a value of each of the
25 plurality of bits indicates whether an available resource exists in a frequency-domain unit corresponding to the each bit.

29. The method according to claim 28, wherein the first frequency-domain range is a frequency-domain range of a system bandwidth for the terminal device to perform the

resource sensing, or a frequency-domain range of a resource pool for performing the resource sensing.

30. The method according to claim 28 or 29, wherein the information about the available resource set further comprises a time-domain index of at least one time unit in a
5 second time range, an available resource exists on a time unit corresponding to each time-domain index, and the second time range is the sensing window for the terminal device to perform the resource sensing or a resource selection window for performing resource selection.

31. The method according to any one of claims 19 to 30, wherein the receiving, by a
10 network device, information reported by a terminal device about an available resource set on at least one carrier comprises:

receiving, by the network device, an index that is reported by the terminal device and that is of at least one candidate target resource in the available resource set on the at least one carrier, wherein

15 an index of each candidate target resource in an available resource set on each carrier is used to indicate a location of each candidate target resource in the sensing window of each carrier, or indicate a location of each candidate target resource in the resource selection window of each carrier, or indicate a location of each candidate target resource in an available resource set on each carrier, or indicate a time-frequency resource location of
20 each candidate target resource on each carrier.

32. The method according to any one of claims 19 to 31, further comprising:

receiving, by the network device, a third parameter set reported by the terminal device, wherein the third parameter set comprises at least one of: the information about the resource for performing the resource sensing, the condition parameter for determining the
25 available resource set, and the transmission parameter of the target service.

33. The method according to claim 32, wherein the information about the resource for performing the resource sensing comprises at least one of:

the information about the resource pool for performing the resource sensing, the

information about the carrier for performing the resource sensing, the information about the subband for performing the resource sensing, the information about the number of physical resource blocks (PRBs) for performing the resource sensing, the information about the sensing window for performing the resource sensing, or the information about the resource selection window for performing resource selection; and/or

the condition parameter for determining the available resource set comprises at least one of: a physical sidelink shared channel-reference signal received power (PSSCH-RSRP) threshold, a number of resources and a percentage of available resources in the available resource set, wherein the percentage of available resources is a ratio of a number of resources in the available resource set to a total number of resources in the sensing window for performing the resource sensing; and/or

the transmission parameter of the target service comprises at least one of the following parameters: information about a priority of the target service, information about a traffic volume of the target service, a transmission period of the target service, latency of the target service, a number of times of retransmission of the target service, a data packet size of the target service, or a modulation and coding scheme of the target service.

34. The method according to any one of claims 19 to 33, further comprising:

transmitting, by the network device, resource scheduling information to the terminal device, wherein the resource scheduling information is used to indicate the target resource.

35. The method according to claim 34, wherein the at least one carrier comprises a target carrier, and the target resource is a resource in an available resource set on the target carrier; and

the resource scheduling information comprises an index of the target resource, the index of the target resource is used to indicate the location of the target resource in the sensing window of the target carrier, or indicate the location of the target resource in the available resource set on the target carrier, or indicate the time-frequency resource location of the target resource on the target carrier.

36. The method according to claim 34, wherein the resource scheduling information

comprises $K \times N$ bits, wherein K is the number of target resources, K is an integer greater than or equal to 1, N is the number of bits occupied by the index of the target resource, $N = \log_2(M)$, and M is the number of resources in the sensing window of the target carrier, or the number of resources in the available resource set on the target carrier, or the number of candidate target resource indexes reported by the terminal device to the network device.

37. A terminal device, comprising:

a resource sensing unit, configured to perform resource sensing on at least one carrier based on a first parameter set to obtain an available resource set on the at least one carrier, wherein a resource in an available resource set on each carrier can be used to transmit a target service, and the first parameter set comprises at least one of: information about a resource for performing the resource sensing, a condition parameter for determining the available resource set, or a transmission parameter of the target service; and

a transceiver unit, configured to report, to a network device, information about the available resource set that is obtained by the sensing unit and that is on the at least one carrier.

38. The terminal device according to claim 37, wherein

the information about the resource for performing the resource sensing comprises at least one of: information about a resource pool for performing the resource sensing, information about a carrier for performing the resource sensing, information about a subband for performing the resource sensing, information about a number of physical resource blocks (PRBs) for performing the resource sensing, information about a sensing window for performing the resource sensing, or information about a resource selection window for performing resource selection; and/or

the condition parameter for determining the available resource set comprises at least one of: a physical sidelink shared channel-reference signal received power (PSSCH-RSRP) threshold, a number of resources and a percentage of available resources in the available resource set, wherein the percentage of available resources is a ratio of a number of resources in the available resource set to a total number of resources in the sensing window

for performing the resource sensing; and/or

the transmission parameter of the target service comprises at least one of the following parameters: information about a priority of the target service, information about a traffic volume of the target service, a transmission period of the target service, latency of the target service, a number of times of retransmission of the target service, a data packet size
5 of the target service, or a modulation and coding scheme of the target service.

39. The terminal device according to claim 37 or 38, wherein the transceiver unit is specifically configured to:

receive, at a physical layer, the first parameter set transmitted from a higher layer; or
10 receive the first parameter set transmitted by the network device.

40. The terminal device according to claim 39, wherein the transceiver unit is further configured to:

report a second parameter set to the network device, wherein the second parameter set comprises at least one of: a channel busy ratio (CBR) of each of the at least one carrier, a
15 buffer status report (BSR), the transmission period of the target service, the priority of the target service, or a latency requirement of the target service.

41. The terminal device according to any one of claims 37 to 40, wherein the transceiver unit is specifically configured to:

report the information about the available resource set on the at least one carrier to the
20 network device by using uplink control information (UCI), a media access control (MAC) control element (CE), or radio resource control (RRC) signaling.

42. The terminal device according to any one of claims 37 to 41, wherein the transceiver unit is specifically configured to:

report assistance information of the terminal device while reporting the information
25 about the available resource set on the at least one carrier to the network device.

43. The terminal device according to any one of claims 37 to 42, wherein the transceiver unit is specifically configured to:

report a resource bitmap of the at least one carrier to the network device, wherein the resource bitmap of each carrier comprises a plurality of bits, the plurality of bits are in one-to-one correspondence with a plurality of resources in the sensing window in which the terminal device performs the resource sensing on each carrier, or the plurality of bits are in
5 one-to-one correspondence with a plurality of resources in a resource selection window of the terminal device on each carrier, and a value of each of the plurality of bits indicates whether a resource corresponding to the each bit belongs to an available resource set on each carrier.

44. The terminal device according to claim 43, wherein the resource bitmap comprises
10 a first resource bitmap, the first resource bitmap comprises a plurality of bits, the plurality of bits are in one-to-one correspondence with a plurality of time units in a first time range, and a value of each of the plurality of bits indicates whether an available resource exists in a time unit corresponding to the each bit.

45. The terminal device according to claim 44, wherein the first time range is the
15 sensing window for the terminal device to perform the resource sensing, or the resource selection window for performing resource selection.

46. The terminal device according to any one of claims 43 to 46, wherein the resource
20 bitmap comprises a second resource bitmap, the second resource bitmap comprises a plurality of bits, the plurality of bits are in one-to-one correspondence with a plurality of frequency-domain units in a first frequency-domain range, and a value of each of the plurality of bits indicates whether an available resource exists in a frequency-domain unit corresponding to the each bit.

47. The terminal device according to claim 46, wherein the first frequency-domain
25 range is a frequency-domain range of a system bandwidth for the terminal device to perform the resource sensing, or a frequency-domain range of a resource pool for performing the resource sensing.

48. The terminal device according to claim 46 or 47, wherein the information about the available resource set further comprises a time-domain index of at least one time unit in

a second time range, an available resource exists on a time unit corresponding to each time-domain index, and the second time range is the sensing window for the terminal device to perform the resource sensing or a resource selection window for performing resource selection.

5 49. The terminal device according to any one of claims 37 to 48, wherein the transceiver unit is specifically configured to:

report an index of at least one candidate target resource in the available resource set on the at least one carrier to the network device, wherein

10 an index of each candidate target resource in an available resource set on each carrier is used to indicate a location of each candidate target resource in the sensing window of each carrier, or indicate a location of each candidate target resource in the resource selection window of each carrier, or indicate a location of each candidate target resource in an available resource set on each carrier, or indicate a time-frequency resource location of each candidate target resource on each carrier.

15 50. The terminal device according to any one of claims 37 to 49, wherein the transceiver unit is further configured to:

report a third parameter set to the network device, wherein the third parameter set comprises at least one of: the information about the resource for performing the resource sensing, the condition parameter for determining the available resource set, and the
20 transmission parameter of the target service.

51. The terminal device according to claim 50, wherein the information about the resource for performing the resource sensing comprises at least one of:

25 the information about the resource pool for performing the resource sensing, the information about the carrier for performing the resource sensing, the information about the subband for performing the resource sensing, the information about the number of physical resource blocks (PRBs) for performing the resource sensing, the information about the sensing window for performing the resource sensing, or the information about the resource selection window for performing resource selection; and/or

the condition parameter for determining the available resource set comprises at least one of: a physical sidelink shared channel-reference signal received power (PSSCH-RSRP) threshold, a number of resources and a percentage of available resources in the available resource set, wherein the percentage of available resources is a ratio of a number of
5 resources in the available resource set to a total number of resources in the sensing window for performing the resource sensing; and/or

the transmission parameter of the target service comprises at least one of the following parameters: information about a priority of the target service, information about a traffic volume of the target service, a transmission period of the target service, latency of the
10 target service, a number of times of retransmission of the target service, a data packet size of the target service, or a modulation and coding scheme of the target service.

52. The terminal device according to any one of claims 37 to 51, wherein the transceiver unit is further configured to:

receive resource scheduling information transmitted by the network device, wherein
15 the resource scheduling information indicates a target resource for transmitting the target service.

53. The terminal device according to claim 52, wherein the at least one carrier comprises a target carrier, and the target resource is a resource in an available resource set on the target carrier; and

20 the resource scheduling information comprises an index of the target resource, the index of the target resource is used to indicate the location of the target resource in the sensing window of the target carrier, or indicate the location of the target resource in the available resource set on the target carrier, or indicate the time-frequency resource location of the target resource on the target carrier.

25 54. The terminal device according to claim 52, wherein the resource scheduling information comprises $K \times N$ bits, wherein K is the number of target resources, K is an integer greater than or equal to 1, N is the number of bits occupied by the index of the target resource, $N = \log_2(M)$, and M is the number of resources in the sensing window of the

target carrier, or the number of resources in the available resource set on the target carrier, or the number of candidate target resource indexes reported by the terminal device to the network device.

55. A network device, comprising:

5 a transceiver unit, configured to receive information reported by a terminal device about an available resource set on at least one carrier, wherein a resource in an available resource set on each carrier may be used to transmit a target service; and

a determining unit, configured to determine, in the available resource set that is received by the transceiver unit and that is on the at least one carrier, a target resource for transmitting the target service.

10

56. The network device according to claim 55, wherein the transceiver unit is further configured to:

transmit a first parameter set to the terminal device, wherein the first parameter set is used for the terminal device to perform resource sensing on the at least one carrier to obtain the available resource set on the at least one carrier, and the first parameter set comprises at least one of: information about a resource for performing the resource sensing, a condition parameter for determining the available resource set, and a transmission parameter of the target service.

15

57. The network device according to claim 56, wherein

20 the information about the resource for performing the resource sensing comprises at least one of: information about a resource pool for performing the resource sensing, information about a carrier for performing the resource sensing, information about a subband for performing the resource sensing, information about a number of physical resource blocks (PRBs) for performing the resource sensing, information about a sensing window for performing the resource sensing, or information about a resource selection window for performing resource selection; and/or

25

the condition parameter for determining the available resource set comprises at least one of: a physical sidelink shared channel-reference signal received power (PSSCH-RSRP)

threshold, a number of resources and a percentage of available resources in the available resource set, wherein the percentage of available resources is a ratio of a number of resources in the available resource set to a total number of resources in the sensing window for performing the resource sensing; and/or

5 the transmission parameter of the target service comprises at least one of the following parameters: information about a priority of the target service, information about a traffic volume of the target service, a transmission period of the target service, latency of the target service, a number of times of retransmission of the target service, a data packet size of the target service, or a modulation and coding scheme of the target service.

10 58. The network device according to any one of claims 55 to 57, wherein the transceiver unit is further configured to:

 receive a second parameter set reported by the terminal device, wherein the second parameter set comprises at least one of: a channel busy ratio (CBR) of each of the at least one carrier, a buffer status report (BSR), the priority of the target service, the transmission
15 period of the target service, or a latency requirement of the target service, wherein

 the determining unit is further configured to determine the first parameter set based on the second parameter set.

 59. The network device according to any one of claims 55 to 58, wherein the transceiver unit is specifically configured to:

20 receive the information reported by the terminal device about the available resource set on the at least one carrier by using uplink control information (UCI), a media access control (MAC) control element (CE), or radio resource control (RRC) signaling.

 60. The network device according to any one of claims 55 to 59, wherein the transceiver unit is specifically configured to:

25 receive assistance information while receiving the information reported by the terminal device about the available resource set on the at least one carrier, wherein the assistance information is reported by the terminal device.

61. The network device according to any one of claims 55 to 60, wherein the transceiver unit is specifically configured to:

5 receive a resource bitmap that is reported by the terminal device and that is of the at least one carrier, wherein the resource bitmap of each carrier comprises a plurality of bits, the plurality of bits are in one-to-one correspondence with a plurality of resources in the sensing window in which the terminal device performs the resource sensing on each carrier, or the plurality of bits are in one-to-one correspondence with a plurality of resources in a resource selection window of the terminal device on each carrier, and a value of each of the plurality of bits indicates whether a resource corresponding to the each bit belongs to an
10 available resource set on each carrier.

62. The network device according to claim 61, wherein the resource bitmap comprises a first resource bitmap, the first resource bitmap comprises a plurality of bits, the plurality of bits are in one-to-one correspondence with a plurality of time units in a first time range, and a value of each of the plurality of bits indicates whether an available resource exists in
15 a time unit corresponding to the each bit.

63. The network device according to claim 62, wherein the first time range is the sensing window for the terminal device to perform the resource sensing, or the resource selection window for performing resource selection.

64. The network device according to any one of claims 61 to 63, wherein the resource
20 bitmap comprises a second resource bitmap, the second resource bitmap comprises a plurality of bits, the plurality of bits are in one-to-one correspondence with a plurality of frequency-domain units in a first frequency-domain range, and a value of each of the plurality of bits indicates whether an available resource exists in a frequency-domain unit corresponding to the each bit.

25 65. The network device according to claim 64, wherein the first frequency-domain range is a frequency-domain range of a system bandwidth for the terminal device to perform the resource sensing, or a frequency-domain range of a resource pool for performing the resource sensing.

66. The network device according to claim 64 or 65, wherein the information about the available resource set further comprises a time-domain index of at least one time unit in a second time range, an available resource exists on a time unit corresponding to each time-domain index, and the second time range is the sensing window for the terminal device to perform the resource sensing or a resource selection window for performing resource selection.

67. The network device according to any one of claims 55 to 66, wherein the transceiver unit is specifically configured to:

receive an index that is reported by the terminal device and that is of at least one candidate target resource in the available resource set on the at least one carrier, wherein

an index of each candidate target resource in an available resource set on each carrier is used to indicate a location of each candidate target resource in the sensing window of each carrier, or indicate a location of each candidate target resource in the resource selection window of each carrier, or indicate a location of each candidate target resource in an available resource set on each carrier, or indicate a time-frequency resource location of each candidate target resource on each carrier.

68. The network device according to any one of claims 55 to 67, wherein the transceiver unit is further configured to:

receive a third parameter set reported by the terminal device, wherein the third parameter set comprises at least one of: the information about the resource for performing the resource sensing, the condition parameter for determining the available resource set, and the transmission parameter of the target service.

69. The network device according to claim 68, wherein the information about the resource for performing the resource sensing comprises at least one of:

the information about the resource pool for performing the resource sensing, the information about the carrier for performing the resource sensing, the information about the subband for performing the resource sensing, the information about the number of physical resource blocks (PRBs) for performing the resource sensing, the information about the

sensing window for performing the resource sensing, or the information about the resource selection window for performing resource selection; and/or

the condition parameter for determining the available resource set comprises at least one of: a physical sidelink shared channel-reference signal received power (PSSCH-RSRP) threshold, a number of resources and a percentage of available resources in the available
5 resource set, wherein the percentage of available resources is a ratio of a number of resources in the available resource set to a total number of resources in the sensing window for performing the resource sensing; and/or

the transmission parameter of the target service comprises at least one of the following
10 parameters: information about a priority of the target service, information about a traffic volume of the target service, a transmission period of the target service, latency of the target service, a number of times of retransmission of the target service, a data packet size of the target service, or a modulation and coding scheme of the target service.

70. The network device according to any one of claims 55 to 69, wherein the
15 transceiver unit is further configured to:

transmit resource scheduling information to the terminal device, wherein the resource scheduling information is used to indicate the target resource.

71. The network device according to any one of claims 55 to 70, wherein the at least
20 one carrier comprises a target carrier, and the target resource is a resource in an available resource set on the target carrier; and

the resource scheduling information comprises an index of the target resource, the index of the target resource is used to indicate the location of the target resource in the sensing window of the target carrier, or indicate the location of the target resource in the available resource set on the target carrier, or indicate the time-frequency resource location
25 of the target resource on the target carrier.

72. The network device according to claim 70, wherein the resource scheduling information comprises $K \times N$ bits, wherein K is the number of target resources, K is an integer greater than or equal to 1, N is the number of bits occupied by the index of the

target resource, $N=\log_2(M)$, and M is the number of resources in the sensing window of the target carrier, or the number of resources in the available resource set on the target carrier, or the number of candidate target resource indexes reported by the terminal device to the network device.

5 73. A terminal device, comprising a processor, wherein the processor is configured to invoke an instruction stored in a memory to perform the method according to any one of claims 1 to 18.

 74. A network device, comprising a processor, wherein the processor is configured to invoke an instruction stored in a memory to perform the method according to any one of
10 claims 19 to 36.

 75. A storage medium, wherein the storage medium stores a computer program, and when the computer program is executed by a computing device, the storage medium is enabled to implement the method according to any one of claims 1 to 18.

 76. A storage medium, wherein the storage medium stores a computer program, and
15 when the computer program is executed by a computing device, the storage medium is enabled to implement the method according to any one of claims 19 to 36.

 77. A chip, wherein the chip comprises a processor, and the processor is configured to invoke a computer program from a memory and run the computer program, so that a device equipped with the chip performs the method for resource configuration in D2D
20 communications according to any one of claims 1 to 18.

 78. A chip, wherein the chip comprises a processor, and the processor is configured to invoke a computer program from a memory and run the computer program, so that a device equipped with the chip performs the method for resource configuration in D2D communications according to any one of claims 19 to 36.

25 79. A communications system, comprising the terminal device according to any one of claims 37 to 54 and the network device according to any one of claims 55 to 72.

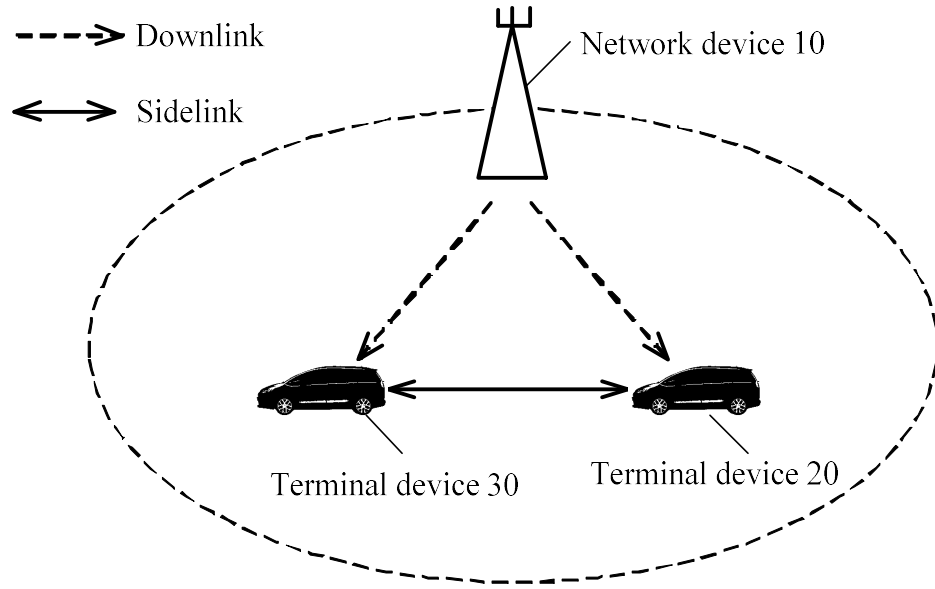


FIG. 1

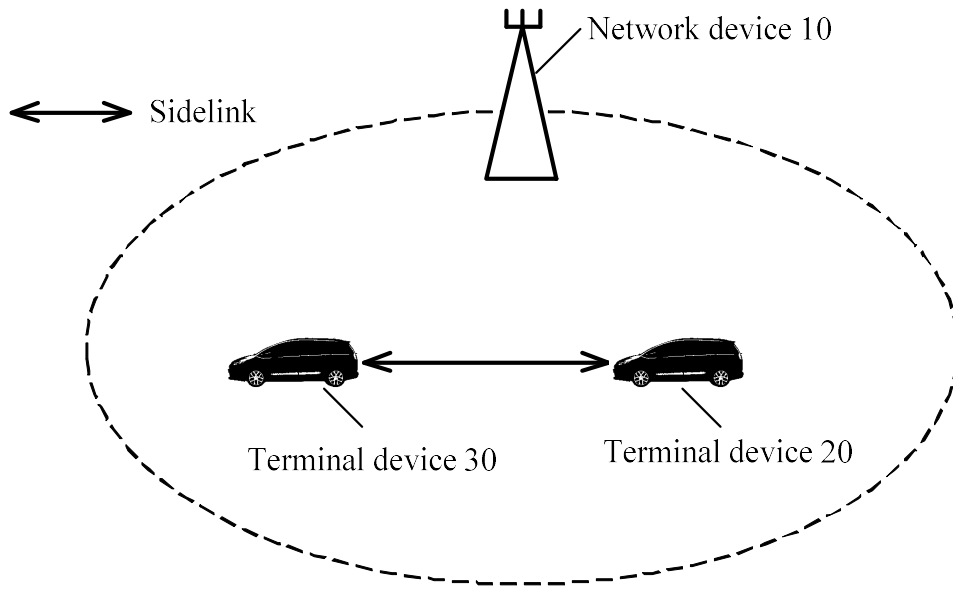


FIG. 2

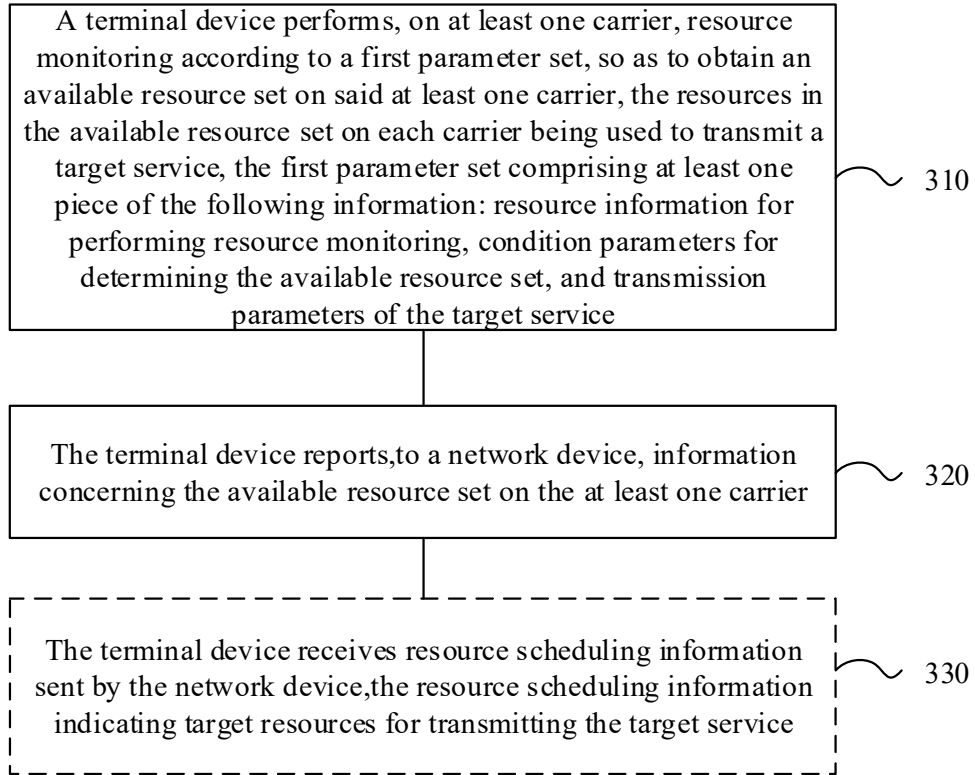


FIG. 3

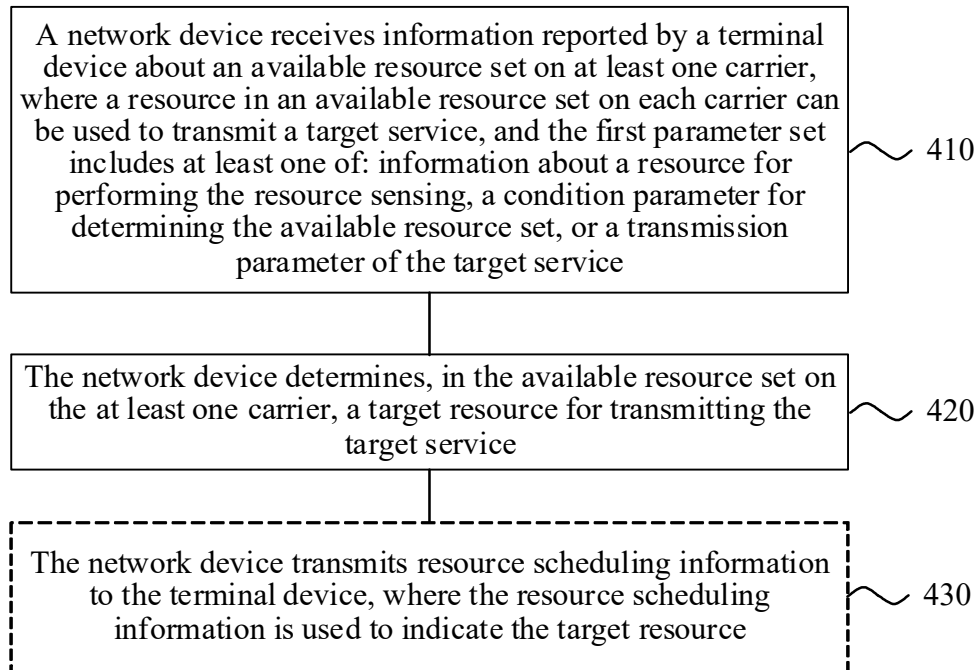


FIG. 4

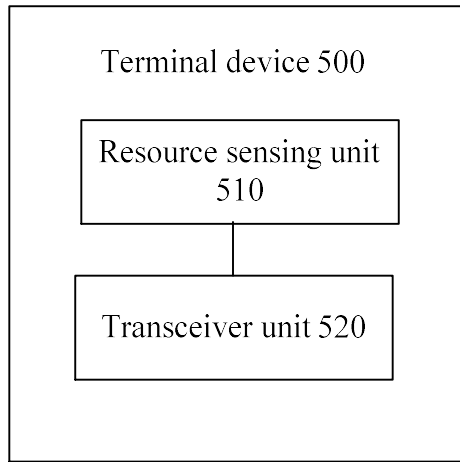


FIG. 5

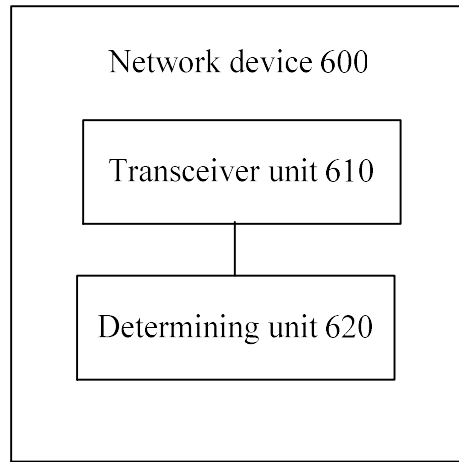


FIG. 6

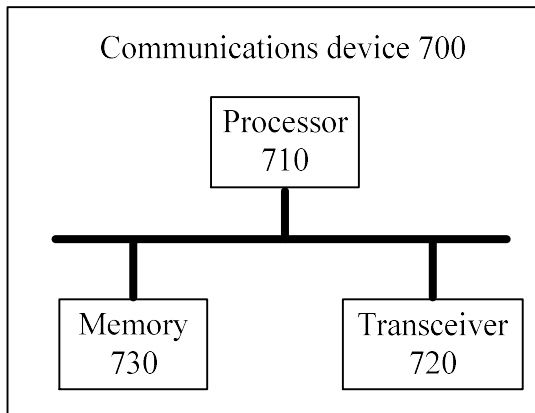


FIG. 7

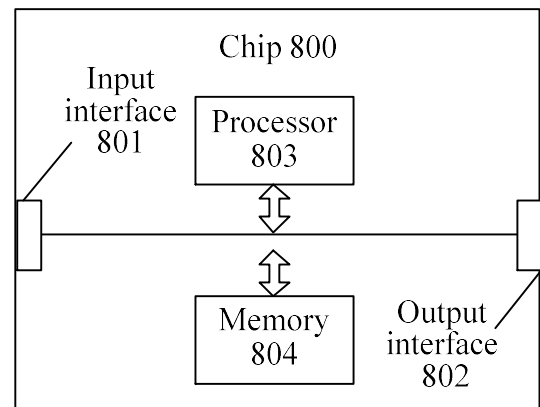


FIG. 8

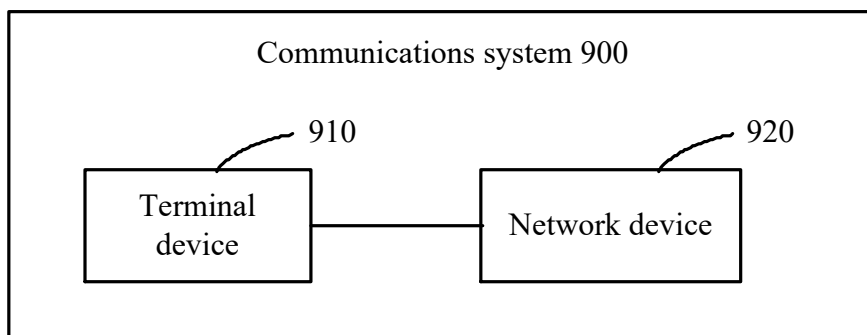


FIG. 9