



US00D797852S

(12) **United States Design Patent** (10) **Patent No.:** **US D797,852 S**  
**Oltman et al.** (45) **Date of Patent:** **\*\* \*Sep. 19, 2017**

(54) **PEN**  
(71) Applicant: **Sanford, L.P.**, Downers Grove, IL (US)  
(72) Inventors: **William T. Oltman**, Grand Rapids, MI (US); **Stefaan Van Den Broecke**, Kalamazoo, MI (US)  
(73) Assignee: **Sanford, L.P.**, Downers Grove, IL (US)  
(\* ) Notice: This patent is subject to a terminal disclaimer.  
(\*\*) Term: **14 Years**

D448,047 S \* 9/2001 Lewis, Jr. .... D19/174  
D458,964 S \* 6/2002 Nakazawa ..... D19/173  
D545,366 S \* 6/2007 Ternovits ..... D19/169  
D545,367 S \* 6/2007 Ternovits ..... D19/173  
D546,884 S \* 7/2007 Ternovits ..... D19/176  
D546,887 S \* 7/2007 Ternovits ..... D19/196  
D548,789 S \* 8/2007 Ternovits ..... D19/168  
D562,891 S \* 2/2008 Qiu ..... D19/172  
D572,755 S \* 7/2008 Brigham ..... D19/121  
D572,760 S \* 7/2008 Ma ..... D19/167  
D579,048 S \* 10/2008 Martin ..... D19/170  
D616,497 S \* 5/2010 Shiina ..... D19/173  
D701,573 S \* 3/2014 Ikeda ..... D19/171  
D708,263 S \* 7/2014 Laemle ..... D19/179  
D736,317 S \* 8/2015 Miller ..... D19/173

(21) Appl. No.: **29/517,018**  
(22) Filed: **Feb. 9, 2015**  
(51) **LOC (10) Cl.** ..... **19-06**  
(52) **U.S. Cl.**  
USPC ..... **D19/173; D19/904; D19/923**  
(58) **Field of Classification Search**  
USPC ..... D14/411; D19/115-204  
CPC ..... B43K 5/00; B43K 5/005; B43K 7/00;  
B43K 7/10; B43K 7/12; B43K 8/04  
See application file for complete search history.

**OTHER PUBLICATIONS**

“Pilot G 2 Mini”, on or before Feb. 9, 2015, 1 page.  
“Pilot G 2 Limited”, on or before Feb. 9, 2015, 1 page.  
“Pilot G 2 Pro”, on or before Feb. 9, 2015, 1 page.  
“Pilot G 6”, on or before Feb. 9, 2015, 1 page.

(Continued)

*Primary Examiner* — Elizabeth Albert  
(74) *Attorney, Agent, or Firm* — Saidman DesignLaw Group, LLC

(56) **References Cited**

**U.S. PATENT DOCUMENTS**

3,219,016 A \* 11/1965 Hechtle ..... B43K 24/163  
401/112  
3,225,746 A \* 12/1965 Hechtle ..... B43K 24/163  
401/112  
4,371,278 A \* 2/1983 Joo ..... G10D 7/06  
401/195  
D324,238 S \* 2/1992 Nitta ..... D19/173  
D364,424 S \* 11/1995 Shimizu ..... D19/174  
D400,581 S \* 11/1998 Hasegawa ..... D19/174  
D404,070 S \* 1/1999 Hasegawa ..... D19/173  
D426,572 S \* 6/2000 Salemme ..... D19/168

(57) **CLAIM**  
The ornamental design for a “pen,” as shown and described.

**DESCRIPTION**

FIG. 1 is a perspective view of a pen showing our new design;  
FIG. 2 is a back view thereof;  
FIG. 3 is a front view thereof;  
FIG. 4 is a right side view thereof;  
FIG. 5 is a left side view thereof;  
FIG. 6 is a bottom view thereof; and,  
FIG. 7 is a top view thereof.

**1 Claim, 6 Drawing Sheets**



(56)

**References Cited**

OTHER PUBLICATIONS

"Pilot G Knock", on or before Feb. 9, 2015, 1 page.  
"Pilot MR", on or before Feb. 9, 2015, 1 page.  
"Pilot B2P", on or before Feb. 9, 2015, 1 page.  
Design U.S. Appl. No. 29/517,014, filed Feb. 9, 2015, entitled  
"Pen", Inventor Oltman et al.

\* cited by examiner

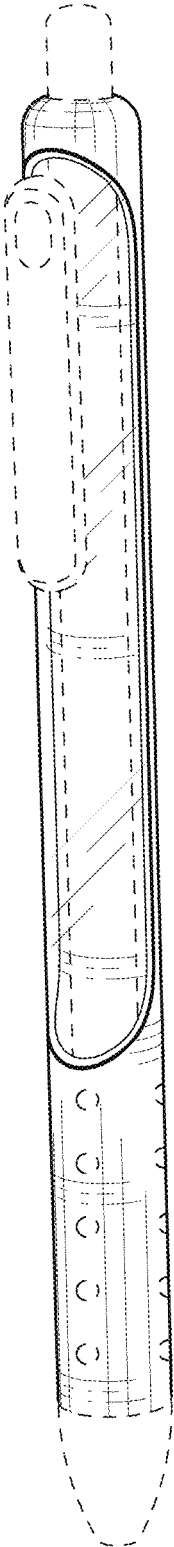


FIG. 1

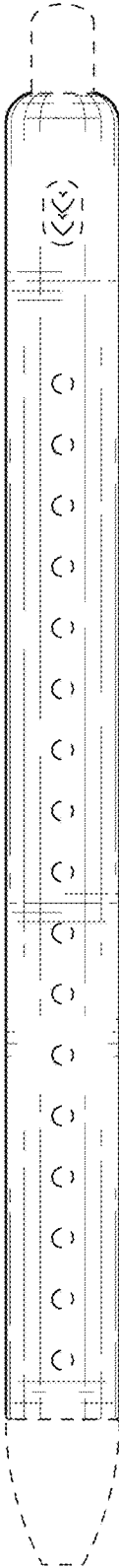


FIG. 2




FIG. 3




FIG. 4

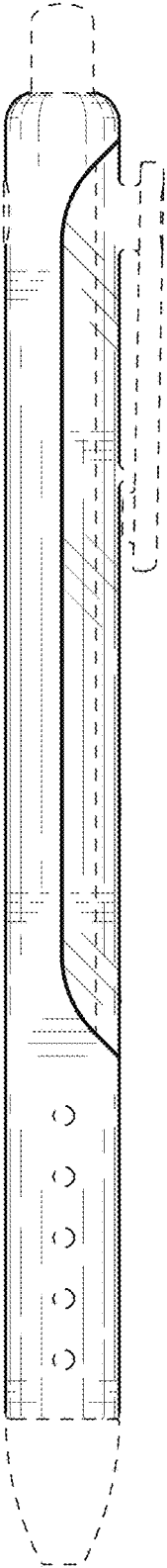


FIG. 5



FIG. 6

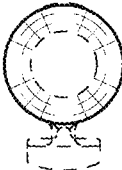


FIG. 7