



US00D346493S

United States Patent [19]

[11] Patent Number: Des. 346,493

Nichols

[45] Date of Patent: ** May 3, 1994

[54] GOLF ACCESSORY ORGANIZER

4,893,739 1/1990 Conner 224/918 X
5,031,812 7/1991 Gustine 224/918 X

[76] Inventor: Joseph Nichols, 527 Lincoln Dr.,
Great Falls, Mont. 59945

Primary Examiner—A. Hugo Word
Assistant Examiner—Doris V. Coles
Attorney, Agent, or Firm—Richard C. Litman

[**] Term: 14 Years

[21] Appl. No.: 828,646

[57] CLAIM

[22] Filed: Jan. 31, 1992

The ornamental design for golf accessory organizer, as shown and described.

[52] U.S. Cl. D3/224; D3/257;
D3/904

[58] Field of Search D3/100, 104, 105, 106;
D2/630; 224/223, 226, 227, 224, 250, 238, 918,
919, 215

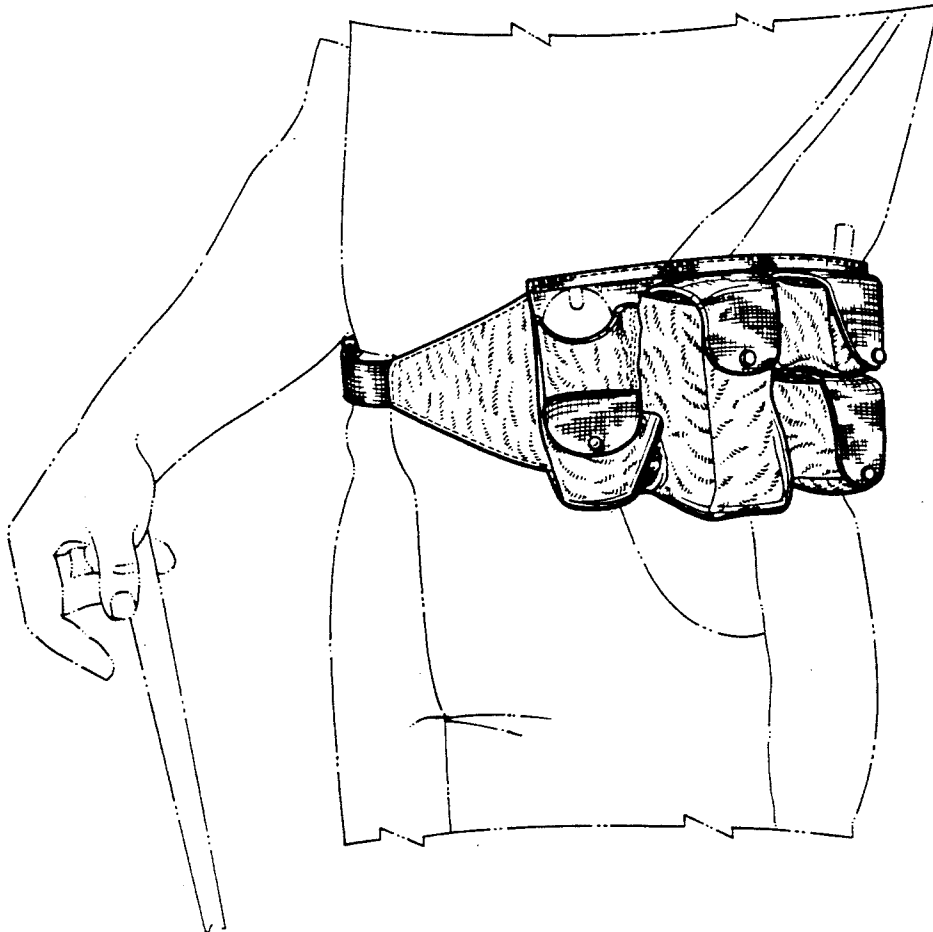
DESCRIPTION

[56] References Cited

U.S. PATENT DOCUMENTS

| | | | | |
|------------|--------|--------------|-------|----------|
| D. 323,067 | 1/1992 | Palma | | D3/100 X |
| D. 332,176 | 1/1993 | Mueller | | D3/100 X |
| D. 334,471 | 4/1993 | Yerby et al. | | D3/106 |
| D. 334,663 | 4/1993 | Petrillo | | D3/106 |
| 1,176,266 | 3/1916 | Batchelder | | 224/227 |
| 1,194,335 | 8/1916 | Jennings | | 224/227 |
| 4,852,782 | 8/1989 | Wu et al. | | 224/226 |

FIG. 1 is an environmental perspective view of a golf accessory organizer showing my new design; FIG. 2 is a front view thereof; FIG. 3 is a back view thereof; FIG. 4 is a top view thereof; FIG. 5 is a bottom view thereof; FIG. 6 is a left side elevational view thereof; and, FIG. 7 is a right side elevational view thereof. The broken line showing part of a human figure in FIG. 1 and a green repair tool in FIGS. 1 and 2 is for illustrative purposes only and forms no part of the claimed design.



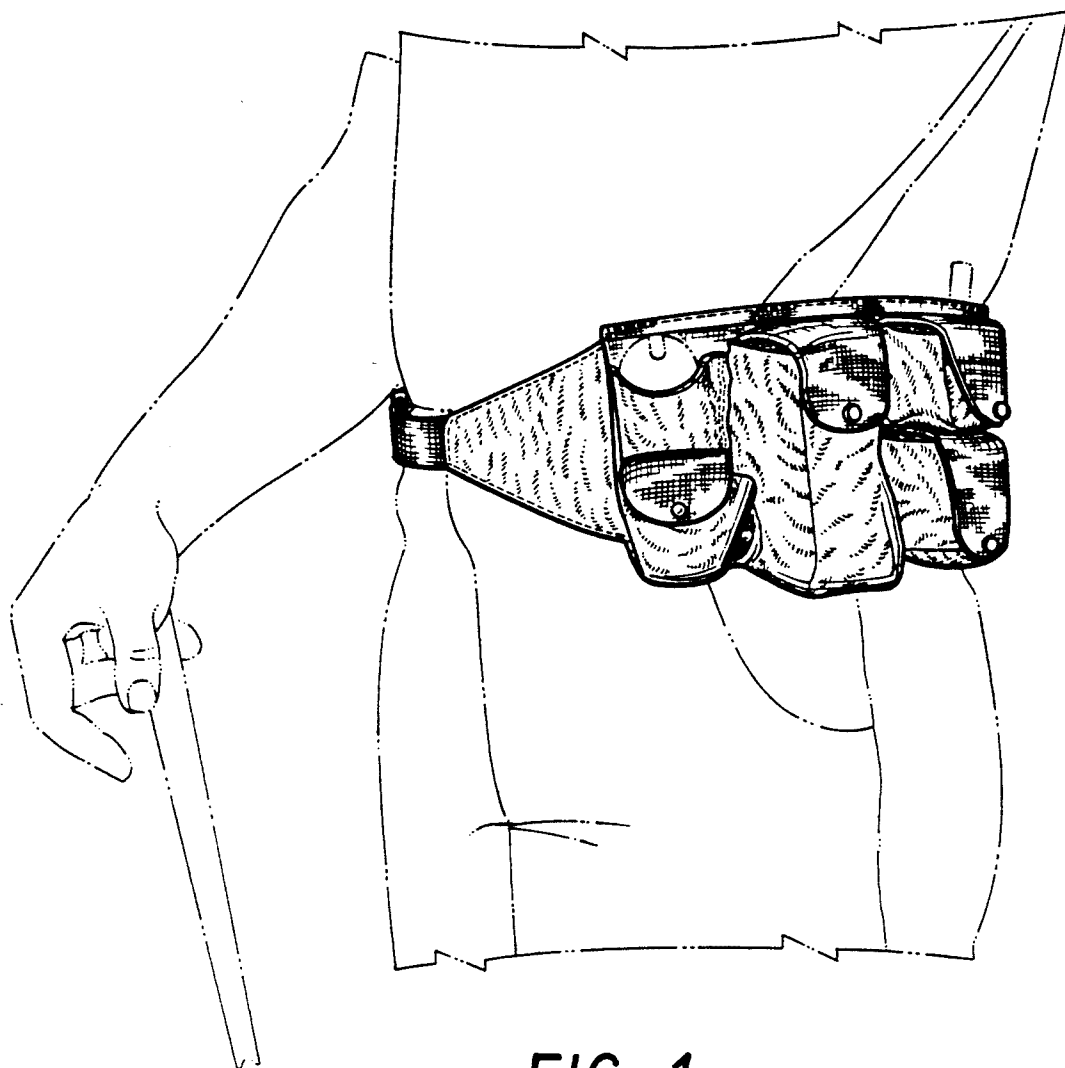


FIG. 1



FIG. 6



FIG. 7




FIG. 2

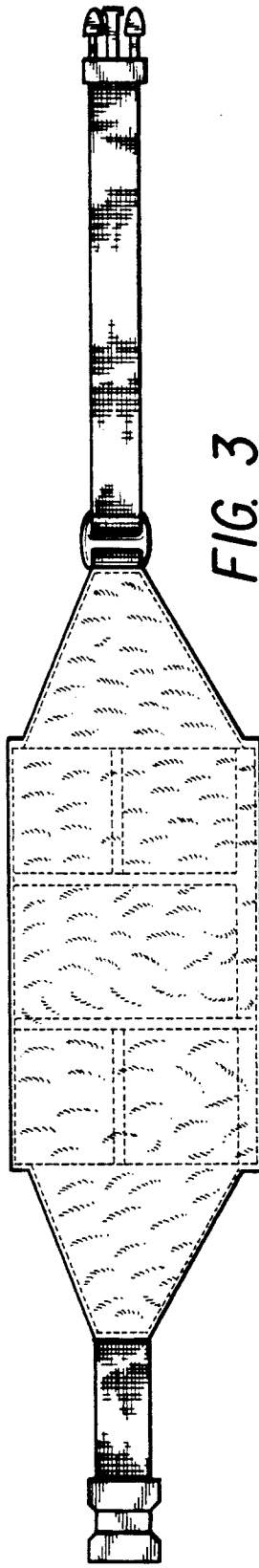


FIG. 3

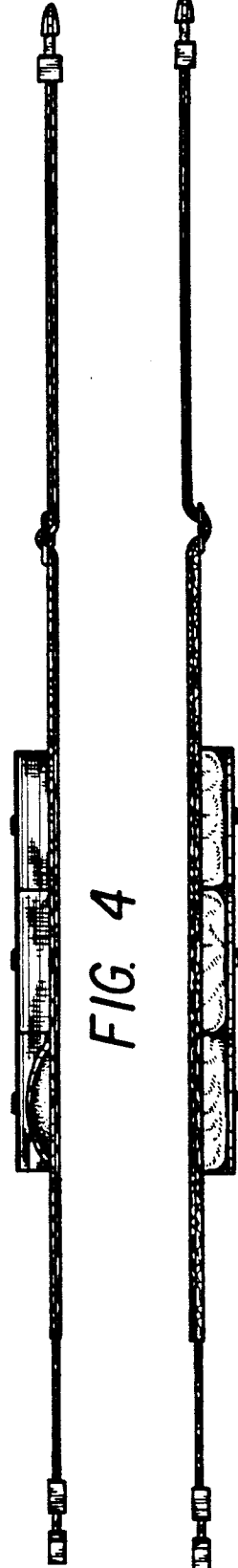


FIG. 4

FIG. 5