

A&A Ref: 150399

PUBLICATION PARTICULARS AND ABSTRACT
(Section 32(3)(a) - Regulations 22(1)(g) and 31)

| | | | | | | |
|----|----|-----------------------|----|--------------|----|-----------------|
| 21 | 01 | PATENT APPLICATION NO | 22 | LODGING DATE | 43 | ACCEPTANCE DATE |
|----|----|-----------------------|----|--------------|----|-----------------|

2004/4586

9 June 2004

23-8-09

| | | |
|----|------------------------------|---------------------|
| 51 | INTERNATIONAL CLASSIFICATION | NOT FOR PUBLICATION |
|----|------------------------------|---------------------|

C07C C07D A61K A61P

CLASSIFIED BY: ISA

| | |
|----|------------------------------|
| 71 | FULL NAME(S) OF APPLICANT(S) |
|----|------------------------------|

Schering Corporation

| | |
|----|-----------------------------|
| 72 | FULL NAME(S) OF INVENTOR(S) |
|----|-----------------------------|

ZHU, Zhaoning
GUO, Zhuyan
SINNING, Lisa
MCKITTRICK, Brian

MAZZOLA, Jr., Robert
LAVEY, Brian J.
KOZLOWSKI, Joseph
SHIH, Neng-Yang

| | | | |
|---------------------------|---------|---------------|---------------------|
| EARLIEST PRIORITY CLAIMED | COUNTRY | NUMBER | DATE |
| | 33 US | 31 60/342,332 | 32 20 December 2001 |

NOTE: The country must be indicated by its International Abbreviation - see schedule 4 of the Regulations

| | |
|----|--------------------|
| 54 | TITLE OF INVENTION |
|----|--------------------|

Compounds for the treatment of inflammatory disorders

| | |
|----|------------------------------------|
| 57 | ABSTRACT (NOT MORE THAN 150 WORDS) |
|----|------------------------------------|

| | |
|------------------|-----|
| NUMBER OF SHEETS | 194 |
|------------------|-----|

The sheet(s) containing the abstract is/are attached.

If no classification is furnished, Form P.9 should accompany this form.
The figure of the drawing to which the abstract refers is attached.

COMPOUNDS FOR THE TREATMENT OF INFLAMMATORY DISORDERS

CROSS-REFERENCE TO RELATED APPLICATION

This application claims the benefit of priority from U.S. Provisional Patent Application Serial No. 60/342,332, filed December 20, 2001, incorporated herein by reference.

BACKGROUND OF THE INVENTION

Field of the Invention

This invention relates to hydroxamic or carboxylic acid functional compounds that can inhibit the production of tumor necrosis factor alpha (TNF- α), pharmaceutical compositions comprising such compounds, and methods of treatment using such compounds.

Description

Tumor necrosis factor alpha (TNF- α) has been shown to play a pivotal role in immune and inflammatory responses. Inappropriate or over-expression of TNF- α is a hallmark of a number of diseases, including rheumatoid arthritis (RA), Crohn's disease and sepsis. Inhibition of TNF- α production has been shown to be beneficial in many preclinical models of inflammatory disease, making inhibition of TNF- α production or signaling an appealing target for the development of novel anti-inflammatory drugs.

Tumor necrosis factor alpha is a cell-associated cytokine that is processed from a 26 kd precursor form to a 17 kd active form. See Black R.A. "Tumor necrosis factor-alpha converting enzyme" Int J Biochem Cell Biol. 2002 Jan;34(1):1-5 and Moss ML, White JM, Lambert MH, Andrews RC. "TACE and other ADAM proteases as targets for drug discovery" Drug Discov Today. 2001 Apr 1;6(8):417-426, each of which is incorporated by reference herein.

TNF- α has been shown to be a primary mediator in humans and animals of inflammation, fever and acute phase responses, similar to those

observed during acute infection and shock. Excess TNF- α has been shown to be lethal. Blocking the effects of TNF- α with specific antibodies can be beneficial in a variety of conditions, including autoimmune diseases such as rheumatoid arthritis (Feldman et al, Lancet, (1994) 344, 1105), non-insulin dependent diabetes mellitus (Lohmander L. S. et al., Arthritis Rheum. 36 (1993) 1214-22) and Crohn's disease (Macdonald T. et al., Clin. Exp. Immunol. 81 (1990) 301).

Metalloproteinases (MP) are important in the uncontrolled breakdown of connective tissue, including proteoglycan and collagen, leading to resorption of the extracellular matrix. This is a feature of many pathological conditions, such as rheumatoid and osteo- arthritis, corneal, epidermal or gastric ulceration; tumor metastasis or invasion; periodontal disease and bone disease. Normally these catabolic enzymes are tightly regulated at the level of their synthesis as well as at their level of extracellular activity through the action of specific inhibitors, such as alpha-2-macroglobulins and TIMP (tissue inhibitor of metalloproteinase), which form inactive complexes with the MP's.

Osteo- and rheumatoid arthritis (OA and RA, respectively) are destructive diseases of articular cartilage characterized by localized erosion of the cartilage surface. Findings have shown that articular cartilage from the femoral heads of patients with OA, for example, had a reduced incorporation of radiolabeled sulfate over controls, suggesting that there must be an enhanced rate of cartilage degradation in OA (Mankin et al. J. Bone Joint Surg. 52A (1970) 424-434). There are four classes of protein degradative enzymes in mammalian cells: serine, cysteine, aspartic and metalloproteinases. The available evidence supports that it is the metalloproteinases that are responsible for the degradation of the extracellular matrix of articular cartilage in OA and RA. Increased activities of collagenases and stromelysin have been found in OA cartilage and the activity correlates with severity of the lesion (Mankin et al. Arthritis Rheum. 21, 1978, 761-766, Woessner et al. Arthritis Rheum. 26, 1983, 63-68 and Ibid. 27, 1984, 305-312). In addition, aggrecanase (a newly identified metalloproteinase enzymatic activity) has been identified that provides the

specific cleavage product of proteoglycan, found in RA and OA patients (Lohmander L. S. et al. Arthritis Rheum. 36, 1993, 1214-22).

Therefore, metalloproteinases (MP) have been implicated as the key enzymes in the destruction of mammalian cartilage and bone. It can be expected that the pathogenesis of such diseases can be modified in a beneficial manner by the administration of MP inhibitors, and many compounds have been suggested for this purpose (see Wahl et al. Ann. Rep. Med. Chem. 25, 175-184, AP, San Diego, 1990).

Compounds that inhibit the production of TNF- α are therefore of therapeutic importance for the treatment of inflammatory disorders. Recently it has been shown that a matrix metalloproteinase (MMP) or family of metalloproteinases, hereafter known as TNF- α convertases (TACE), as well as other MP's are capable of converting TNF- α from its inactive to active form (Gearing et al Nature, 1994, 370, 555). Since excessive TNF- α production has been noted in several disease conditions also characterized by MMP-mediated tissue degradation, compounds which inhibit both MMPs and TNF- α production may also have a particular advantage in diseases where both mechanisms are involved.

There are several patents which disclose hydroxamate and carboxylate based MMP inhibitors.

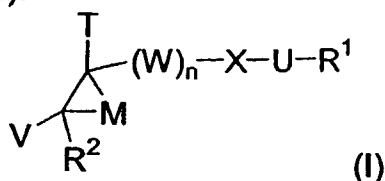
W095/09841 describes compounds that are hydroxamic acid derivatives and are inhibitors of cytokine production.

European Patent Application Publication No. 574,758 A1, discloses hydroxamic acid derivatives as collagenase inhibitors. GB 2 268 934 A and WO 94/24140 claim hydroxamate inhibitors of MMPs as inhibitors of TNF- α production.

There is a need in the art for inhibitors of MMPs, in particular TNF- α convertase, which can be useful as anti-inflammatory compounds and cartilage protecting therapeutics. The inhibition of TNF- α convertase and other metalloproteinases can prevent the degradation of cartilage by these enzymes, thereby alleviating the pathological conditions of osteo- and rheumatoid arthritis.

SUMMARY OF THE INVENTION

In one embodiment, the present invention provides a compound represented by Formula (I):



or a pharmaceutically acceptable salt, solvate or isomer thereof, wherein:

M is $-(\text{C}(\text{R}^{30})(\text{R}^{40}))_m-$, wherein m is 1 to 6;

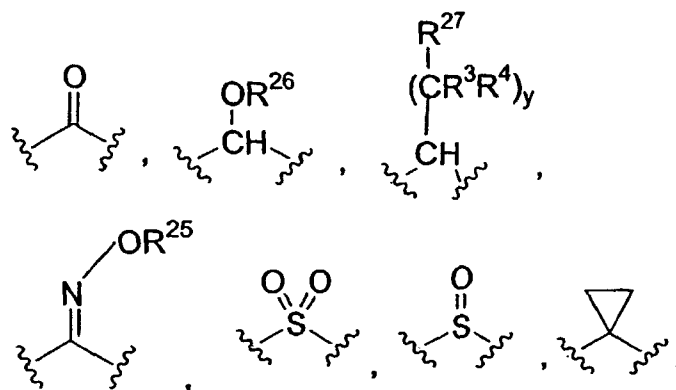
T is selected from the group consisting of R^{21} -substituted alkyl, cycloalkyl, heterocycloalkyl, cycloalkenyl, heterocycloalkenyl, aryl, heteroaryl, $-\text{OR}^3$, $-\text{C}(\text{O})\text{R}^4$, $-\text{C}(\text{O})\text{OR}^3$, $-\text{C}(\text{O})\text{NR}^{24}\text{R}^{25}$, $-\text{C}(\text{O})\text{NR}^{24}\text{OR}^3$, $-\text{C}(\text{O})\text{SR}^3$, $-\text{NR}^{24}\text{R}^{25}$, $-\text{NR}^{25}\text{C}(\text{O})\text{R}^4$, $-\text{NR}^{25}\text{C}(\text{O})\text{OR}^3$, $-\text{NR}^{25}\text{C}(\text{O})\text{NR}^{24}\text{R}^{25}$, $-\text{NR}^{25}\text{C}(\text{O})\text{NR}^{24}\text{OR}^3$, $-\text{SR}^3$, $-\text{S}(\text{O})_x\text{NR}^{24}\text{R}^{25}$, $-\text{S}(\text{O})_x\text{NR}^{25}\text{OR}^3$, $-\text{CN}$, $-\text{P}(\text{O})(\text{R}^{24})(\text{OR}^{24})$, $-\text{P}(\text{O})(\text{OR}^{24})(\text{OR}^{24})$, $-\text{C}(\text{R}^4)(=\text{N}(\text{OR}^3))$, $-\text{C}(\text{O})\text{-AA-NR}^{24}\text{R}^{25}$ and $-\text{C}(\text{O})\text{-AA-NR}^{25}\text{OR}^3$,

wherein each of the cycloalkyl, heterocycloalkyl, cycloalkenyl, heterocycloalkenyl, aryl and heteroaryl groups of T is independently unsubstituted or substituted with one to five independently selected R^{20} moieties which can be the same or different, each R^{20} moiety being independently selected from the group of R^{20} moieties below;

V is selected from the group consisting of alkyl, R^{21} -substituted alkyl, cycloalkyl, heterocycloalkyl, cycloalkenyl, heterocycloalkenyl, aryl, heteroaryl, $-\text{OR}^3$, $-\text{C}(\text{O})\text{R}^4$, $-(\text{CR}^{23}\text{R}^{24})_{n1}\text{C}(\text{O})\text{OR}^3$, $-\text{C}(\text{O})\text{NR}^{24}\text{R}^{25}$, $-(\text{CR}^{23}\text{R}^{24})_{n1}\text{C}(\text{O})\text{NR}^{25}\text{OR}^3$, $-\text{C}(\text{O})\text{SR}^3$, $-\text{NR}^{24}\text{R}^{25}$, $-\text{NR}^{25}\text{C}(\text{O})\text{R}^4$, $-\text{NR}^{25}\text{C}(\text{O})\text{OR}^3$, $-\text{NR}^{25}\text{C}(\text{O})\text{NR}^{24}\text{R}^{25}$, $-\text{NR}^{25}\text{C}(\text{O})\text{NR}^{24}\text{OR}^3$, $-\text{SR}^3$, $-\text{S}(\text{O})_x\text{NR}^{24}\text{R}^{25}$, $-\text{S}(\text{O})_x\text{NR}^{25}\text{OR}^3$, $-\text{CN}$, $-\text{P}(\text{O})(\text{R}^{24})(\text{OR}^{24})$, $-\text{P}(\text{O})(\text{OR}^{24})(\text{OR}^{24})$, $-\text{C}(\text{R}^4)(=\text{N}(\text{OR}^3))$, $-\text{C}(\text{O})\text{-AA-NR}^{24}\text{R}^{25}$ and $-\text{C}(\text{O})\text{-AA-NR}^{25}\text{OR}^3$,

wherein each of the cycloalkyl, heterocycloalkyl, cycloalkenyl, heterocycloalkenyl, aryl and heteroaryl groups of V is independently unsubstituted or substituted with one to three independently selected R^{20} moieties which can be the same or different, each R^{20} moiety being independently selected from the group of R^{20} moieties below;

W is selected from the group consisting of



a covalent bond, $-(C(R^3)(R^4))_{n2}-$, $-O-$, $-S-$, and $-N(Z)-$;

X is selected from the group consisting of alkylene, cycloalkylene, heterocycloalkylene, arylene, heteroarylene and $-C\equiv C-$, wherein each of the alkylene, cycloalkylene, heterocycloalkylene, arylene or heteroarylene groups of X is independently unsubstituted or substituted with one to four independently selected R^{20} moieties which can be the same or different, each R^{20} moiety being independently selected from the group of R^{20} moieties below;

U is selected from the group consisting of a covalent bond, $-(C(R^3)(R^4))_p-$, $-Y-(C(R^3)(R^4))_q-$, $-(C(R^3)(R^4))_t-Y-$, and $-Y-$;

Y is selected from the group consisting of $-O-$, $-S(O)_x-$, $-N(Z)-$, $-C(O)-$, $-OC(O)-$, $-C(O)N(R^{24})-$, $-N(R^{24})C(O)N(R^{25})-$, $-N(R^{24})S(O)-$, $-N(R^{24})S(O)_2-$, $-S(O)N(R^{24})-$, and $-S(O)_2N(R^{24})-$;

Z is selected from the group consisting of $-R^3$, $-C(O)R^3$, $-S(O)_xR^3$ and $-C(O)NR^3R^4$;

n is 0 to 2;

n1 is 0 to 2;

n2 is 1 to 2;

p is 1 to 4;

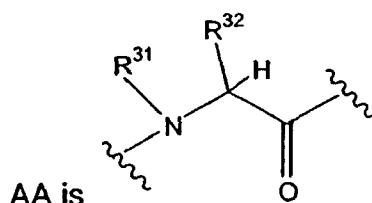
q is 1 to 4;

t is 1 to 4;

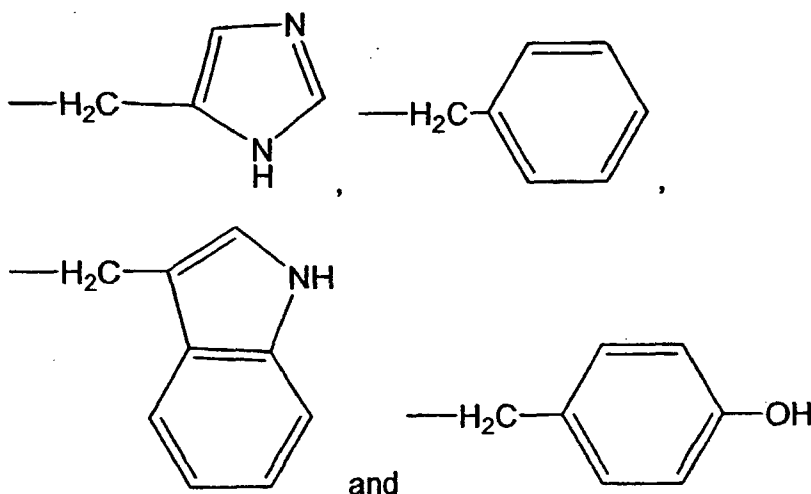
v is 1 to 3;

x is 0 to 2;

y is 0 to 3;



, wherein R^{31} and R^{32} are the same or different and are each independently selected from the group consisting of H, alkyl, cycloalkyl, aryl, heteroaryl, $-NR^{24}R^{25}$, $-(CH_2)_3NH(C=NH)NH_2$, $-CH_2C(O)NH_2$, $-CH_2C(O)OH$, $-CH_2SH$, $-CH_2S-SCH_2CH(NH_2)C(O)OH$, $-CH_2CH_2C(O)OH$, $-CH_2CH_2C(O)NH_2$, $-(CH_2)_4NH_2$, $-CH_2CH_2CH(OH)CH_2NH_2$, $-CH_2CH(CH_3)_2$, $-CH(CH_3)CH_2(CH_3)$, $-CH_2CH_2SCH_3$, $-CH_2OH$, $-CH(OH)(CH_3)$,

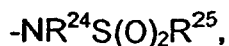


or R^{31} and R^{32} , together with the N to which R^{31} is attached and the C to which R^{31} is attached, form a 5-membered ring which is unsubstituted or independently substituted with a hydroxyl group;

R^1 is selected from the group consisting of alkyl, R^{21} -substituted alkyl, cycloalkyl, heterocycloalkyl, cycloalkenyl, heterocycloalkenyl, aryl, heteroaryl, $-C\equiv CR^3$ and $-CR^3=CR^4R^5$,

wherein each of the alkyl, cycloalkyl, heterocycloalkyl, cycloalkenyl, heterocycloalkenyl, aryl and heteroaryl groups of R^1 is independently unsubstituted or substituted with one to five independently selected R^{20} moieties which can be the same or different, each R^{20} moiety being independently selected from the group of R^{20} moieties below,

each R^2 , R^4 and R^5 is the same or different and each is independently selected from the group consisting of H, halo, alkyl, R^{22} -substituted alkyl, cycloalkyl, heterocycloalkyl, cycloalkenyl, heterocycloalkenyl, aryl, heteroaryl, $-OR^6$, $-C(O)R^7$, $-C(O)OR^6$, $-NR^{24}R^{25}$, $-NR^{24}C(O)R^{25}$, $-N(=C-O-NR^{24}R^{25})$,



wherein each of the cycloalkyl, heterocycloalkyl, cycloalkenyl, heterocycloalkenyl, aryl and heteroaryl groups of R^2 , R^4 and R^5 is independently unsubstituted or substituted with one to four independently selected alkyl, R^{22} -substituted alkyl or R^{22} moieties which can be the same or different, each R^{22} moiety being independently selected from the group of R^{22} moieties below;

each R^3 is the same or different and is independently selected from the group consisting of H, alkyl, R^{22} -substituted alkyl, cycloalkyl, heterocycloalkyl, cycloalkenyl, heterocycloalkenyl, aryl, heteroaryl, $-\text{OR}^6$, $-\text{C}(\text{O})\text{R}^7$, $-\text{C}(\text{O})\text{OR}^6$, $-\text{NR}^{24}\text{R}^{25}$, $-\text{NR}^{24}\text{C}(\text{O})\text{R}^{25}$, $-\text{N}(=\text{C}-\text{O}-\text{NR}^{24}\text{R}^{25})$ and $-\text{NR}^{24}\text{S}(\text{O})_2\text{R}^{25}$,

each of the cycloalkyl, heterocycloalkyl, cycloalkenyl, heterocycloalkenyl, aryl and heteroaryl groups of R^3 is independently unsubstituted or substituted with one to four independently selected alkyl, R^{22} -substituted alkyl or R^{22} moieties which can be the same or different, each R^{22} moiety being independently selected from the group of R^{22} moieties below;

each R^6 is independently selected from the group consisting of H, alkyl and $-\text{OCF}_3$;

each R^7 is independently selected from the group consisting of H, alkyl, heteroaryl and $-\text{CF}_3$;

each R^{20} is independently selected from the group consisting of: alkyl, R^{21} -substituted alkyl, $-\text{OR}^3$, halo, $-\text{CN}$, $-\text{NO}_2$, $-\text{NR}^{24}\text{R}^{25}$, $-\text{C}(\text{O})\text{R}^3$, $-\text{C}(\text{O})\text{OR}^3$, $-\text{C}(\text{O})\text{NR}^{24}\text{R}^{25}$, $-\text{S}(\text{O})_x\text{NR}^{24}\text{R}^{25}$, $-\text{S}(\text{O})_x\text{R}^5$, $-\text{CF}_3$, $-\text{OCF}_3$, $-\text{CF}_2\text{CF}_3$, $-\text{C}(=\text{NOH})\text{R}^3$, aryl, halo-substituted aryl, heteroaryl, cycloalkyl, heterocycloalkyl, $-\text{N}(\text{R}^{25})\text{S}(\text{O})_x\text{R}^5$, $-\text{N}(\text{R}^{25})\text{C}(\text{O})\text{R}^5$, and $-\text{N}(\text{R}^{25})\text{C}(\text{O})\text{NR}^{24}\text{R}^{25}$,

wherein each of the aryl, halo-substituted aryl, heteroaryl, cycloalkyl and heterocycloalkyl groups of R^{20} is independently unsubstituted or substituted with one to four independently selected R^{22} moieties which can be the same or different, each R^{22} moiety being independently selected from the group of R^{23} moieties below,

or two R^{20} groups taken together with the carbon to which both R^{20}



R^{21} is one to three substituents independently selected from the group consisting of: $-OR^3$, halo, $-CN$, $-NO_2$, $-NR^{24}R^{25}$, $-C(O)R^3$, $-C(O)OR^3$, $-C(O)NR^{24}R^{25}$, $-S(O)_xNR^{24}R^{25}$, $-SO_xR^5$, $-CF_3$, $-OCF_3$, $-CF_2CF_3$, $-C(=NOH)R^3$, R^{23} -substituted alkyl, aryl, heteroaryl, cycloalkyl, heterocycloalkyl, $-N(R^{25})S(O)_xR^5$, $-N(R^{25})C(O)R^5$, and $-N(R^{25})C(O)NR^{24}R^{25}$;

wherein each of the aryl, halo-substituted aryl, heteroaryl, cycloalkyl, and heterocycloalkyl groups of R^{21} is independently unsubstituted or substituted with one to four independently selected R^{23} moieties which can be the same or different, each R^{23} moiety being independently selected from the group of R^{23} moieties below,

or two R^{21} groups taken together with the carbon to which both R^{21}



each R^{22} is independently selected from the group consisting of: halo, alkynyl, aryl, heteroaryl, $-OR^{24}$, $-(C_1-C_6 \text{ alkyl})-OR^{24}$, $-CN$, $-NO_2$, $-NR^{24}R^{25}$, $-C(O)R^{23}$, $-C(O)OR^{23}$, $-C(O)NR^{24}R^{25}$, $-S(O)_xNR^{24}R^{25}$, $-S(O)_xR^{23}$, $-CF_3$, $-OCF_3$, $-CF_2CF_3$, $-C(=NOH)R^{23}$, $-N(R^{24})S(O)_xR^{25}$, $-N(R^{24})C(O)R^{25}$, and $-N(R^{24})C(O)NR^{24}R^{25}$;

or two R^{22} groups taken together with the carbon to which both R^{22}



each R^{23} is independently selected from the group consisting of H, hydroxyl, halo and alkyl;

each R^{24} is independently selected from the group consisting of H and alkyl;

each R^{25} is independently selected from the group consisting of H, hydroxyl, alkyl, hydroxyalkyl, aryl, cycloalkyl, heteroaryl, $-NR^{24}R^{24}$, $-(C_1 \text{ to } C_6 \text{ alkyl})NR^{24}R^{24}$, $-CF_3$ and $-S(O)_xR^{23}$;

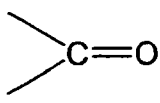
each R^{26} is independently selected from the group consisting of H, hydroxyl, alkyl, hydroxyalkyl, aryl, cycloalkyl, heteroaryl and $-NR^3R^4$;

R^{27} is independently selected from the group consisting of heteroaryl, heterocycloalkyl and $-NR^{24}R^{25}$;

R^{30} is independently selected from the group consisting of H and R^{20} substituent groups above;

R^{40} is independently selected from the group consisting of H and R^{20} substituent groups above,

or R^{30} and R^{40} , taken together with the carbon to which R^{30} and R^{40} are

attached, is  ;

with the proviso that at least one of V or T is selected from the group consisting of $-C(O)N(R^3)(OR^4)$, $-C(O)OR^3$ and $-C(O)NR^{24}R^{25}$, and

when $-(W)_n-X-U-$ is alkylene, R^1 is not alkyl.

In another embodiment, a compound of Formula I is provided with the provisos that at least one of V or T is selected from the group consisting of $-C(O)N(R^3)(OR^4)$, $-C(O)OR^3$ and $-C(O)NR^{24}R^{25}$, and

when $-(W)_n-X-U-$ is alkylene, R^1 is not alkyl, and

when $-(W)_n-X-$ is alkylene, $-Y-$ is not $-N(R^{24})C(O)-$, and

when one of T or V is $-NR^{25}S(O)_xR^3$, the other of T or V is not $-C(O)NR^{25}OR^3$.

Another aspect of the present invention is a composition comprising at least one of the above compounds. Methods of using the compounds for the treatment of MMP and TNF- α mediated diseases and conditions also are provided. The compounds of the invention may be used alone or in combination with other appropriate therapeutic agents.

Other than in the operating examples, or where otherwise indicated, all numbers expressing quantities of ingredients, reaction conditions, and so forth used in the specification and claims are to be understood as being modified in all instances by the term "about."

DETAILED DESCRIPTION OF THE INVENTION

In its several embodiments, the present invention provides a novel class of inhibitors of MMP and TNF- α convertase, pharmaceutical

compositions containing one or more of the compounds, methods of preparing pharmaceutical formulations comprising one or more such compounds, and methods of treatment, prevention or amelioration of one or more of the symptoms of inflammation.

In one embodiment, the present invention provides compounds which are represented by structural Formula (I) above or a pharmaceutically acceptable salt, solvate or isomer thereof, wherein the various moieties are as described above.

In one embodiment, m is 4. In another embodiment, m is 3. In another embodiment, m is 2. In another embodiment, m is 1.

In another embodiment, R^{30} is H or $-(C_1-C_6)\text{alkyl}$. In another embodiment, R^{30} is H.

In another embodiment, R^{40} is H or $-(C_1-C_6)\text{alkyl}$. In another embodiment, R^{40} is H.

In another embodiment, T is selected from the group consisting of $-C(O)R^4$, $-C(O)OR^3$, $-C(O)NR^{23}R^{25}$, and $-C(O)NR^{23}OR^3$.

In one embodiment, T is $-C(O)R^4$ in which R^4 is a pyrrolidiny ring that is unsubstituted or substituted with one to three R^{22} moieties which are each independently selected from the group consisting of $-OR^{24}$, $-(C_1-C_6\text{ alkyl})-OR^{24}$ and $-NR^{23}R^{24}$. Preferred R^{22} moieties are hydroxyl, hydroxyalkyl and alkylamino and amino.

In another embodiment, T is $-C(O)OR^3$ in which R^3 is alkyl.

In another embodiment, T is $-C(O)NR^{23}R^{25}$ in which R^{23} is H or alkyl and R^{25} is H, alkyl or $-(C_1\text{ to }C_6\text{ alkyl})NR^{23}N^{24}$.

In another embodiment, T is $-C(O)NR^{23}OR^3$ in which R^{23} is H or alkyl and R^3 is H or alkyl.

In another embodiment, V is $-C(O)NR^{23}OR^3$ in which R^{23} is H or alkyl and R^3 is H or alkyl. In another embodiment, V is $-C(O)OR^3$ in which R^3 is H or alkyl, such as methyl.

In another embodiment, W is $-C(R^3)(R^4)-$ in which R^3 is H and R^4 is H or W is a covalent bond.

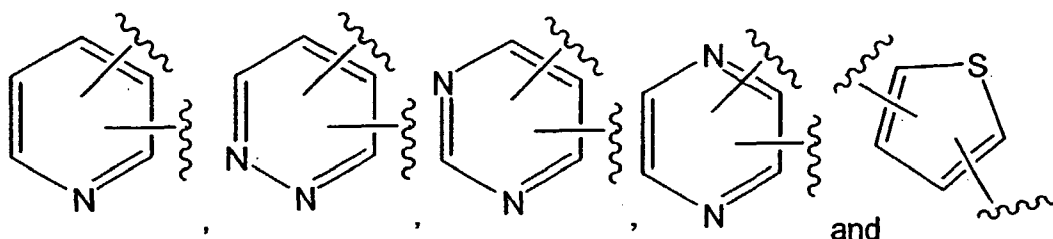
In another embodiment, n is 1.

In another embodiment, X is arylene which is unsubstituted or substituted with one to two independently selected R^{20} moieties which can be the same or different.

In another embodiment, X is phenylene which is unsubstituted or substituted with one or two halo substituents which can be the same or different.

In another embodiment, X is a heteroarylene which is unsubstituted or substituted with one to two independently selected R^{20} moieties which can be the same or different.

In another embodiment, X is a heteroarylene selected from the group consisting of



which is unsubstituted or substituted with one or two halo substituents, such as Cl, F or I, which can be the same or different.

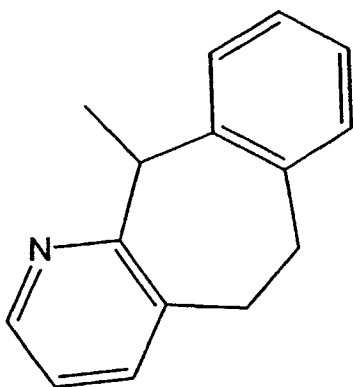
In another embodiment, U is $-Y-(C(R^3)(R^4))_q-$. In another embodiment, Y is $-O-$. In another embodiment, q is 1, R^3 is H or alkyl and R^4 is H or alkyl.

In another embodiment, R^1 is selected from the group consisting of cycloalkyl, aryl and heteroaryl, wherein each of the cycloalkyl, aryl and heteroaryl groups of R^1 is independently unsubstituted or substituted with one to five independently selected R^{20} moieties which can be the same or different, each R^{20} moiety being independently selected from the group of R^{20} moieties above.

In another embodiment, R^1 is a cycloalkyl group selected from the group consisting of cyclopropyl, cyclobutyl and cyclohexyl, wherein each of the cycloalkyl groups is independently unsubstituted or substituted with one to five independently selected R^{20} moieties which can be the same or different, each R^{20} moiety being independently selected from the group of R^{20} moieties above, such as alkyl.

In another embodiment, R^1 is an aryl group selected from the group consisting of phenyl, naphthyl, indanyl and tetrahydronaphthalenyl, wherein each of the aryl groups is independently unsubstituted or substituted with one to five independently selected R^{20} moieties which can be the same or different, each R^{20} moiety being independently selected from the group of R^{20} moieties above, such as alkyl.

In another embodiment, R^1 is a heteroaryl group selected from the group consisting of chromanyl, quinolyl, isoquinolyl, triazolyl, pyridyl, imidazolyl, thiazolyl, benzodioxolyl and



, wherein each of the heteroaryl groups is independently unsubstituted or substituted with one to five independently selected R^{20} moieties which can be the same or different, each R^{20} moiety being independently selected from the group of R^{20} moieties, such as alkyl, R^{21} -substituted alkyl, halo, amino, carboxamide, aryl, heteroaryl, heterocycloalkyl and $-OR^3$.

In another embodiment, R^1 is a fused bicyclic aryl group which is unsubstituted or substituted with one to three independently selected R^{20} moieties which can be the same or different.

In another embodiment, R^1 is a fused bicyclic heteroaryl group which is unsubstituted or substituted with one to three independently selected R^{20} moieties which can be the same or different.

In another embodiment, R^2 is H.

In another embodiment, each R^3 is independently H, alkyl or aryl.

In another embodiment, each R^4 is independently H, alkyl or aryl.

In another embodiment, each R^5 is independently H, alkyl or aryl.

In another embodiment, each R^{20} is independently selected from the group consisting of alkyl, R^{21} -substituted alkyl, $-OR^3$, halo, $-CN$, $-NO_2$, $-NR^3R^4$,

$-\text{C}(\text{O})\text{OR}^3$, $-\text{S}(\text{O})_x\text{R}^5$, $-\text{CF}_3$, $-\text{OCF}_3$, aryl, heteroaryl, cycloalkyl, wherein each of the aryl, heteroaryl and cycloalkyl groups of R^{20} is independently unsubstituted or substituted with one to four independently selected R^{22} moieties which can be the same or different, each R^{22} moiety being independently selected from the group of R^{23} moieties.

In another embodiment, R^{20} is a heteroaryl group selected from the group consisting of pyrazinyl, pyrrolyl, pyridyl and morpholinyl.

In another embodiment, R^{20} is a cycloalkyl selected from the group consisting of cyclopropyl, cyclobutyl and cyclohexyl.

In another embodiment, R^{20} is a heterocycloalkyl selected from the group consisting of piperazinyl and pyrrolidinyl.

In another embodiment, each R^{20} moiety is selected from the group consisting of $-(\text{C}_1-\text{C}_6)\text{alkyl}$ and aryl.

In another embodiment, M is $-(\text{C}(\text{R}^{30})(\text{R}^{40}))_m-$, wherein m is 1 to 4; V is $-\text{C}(\text{O})\text{OR}^3$ or $-\text{C}(\text{O})\text{NR}^{25}\text{OR}^3$; T is R^{21} -substituted alkyl, $-\text{CN}$, $-\text{C}(\text{O})\text{OR}^3$, $-\text{C}(\text{O})\text{NR}^{25}\text{OR}^3$, $-\text{C}(\text{O})\text{NR}^{24}\text{R}^{25}$, $-\text{C}(\text{O})\text{R}^4$ or $-\text{C}(\text{R}^4)(=\text{N}(\text{OR}^3))$; W is a covalent bond or $-(\text{C}(\text{R}^3)(\text{R}^4))_{n2}$; X is arylene or heteroarylene, each of which can be independently unsubstituted or substituted with one to four independently selected R^{20} moieties; R^1 is cycloalkyl, aryl, heteroaryl, each of which can be independently unsubstituted or substituted with one to four independently selected R^{20} moieties; R^2 is H ; and each of the other variables are as above in the Summary of the Invention.

A preferred group of compounds are shown in Table 1 below.

Except where stated otherwise, the following definitions apply throughout the present specification and claims. Additionally, all technical and scientific terms used herein have the same meaning as is commonly understood by one skilled in the art to which this invention belongs. These definitions apply regardless of whether a term is used by itself or in combination with other terms. Hence the definition of "alkyl" applies to "alkyl" as well as to the "alkyl" portions of "alkoxy", etc.

"Patient" or "subject" includes both humans and animals.

"Mammal" includes humans and other mammalian animals.

"Alkyl" means an aliphatic hydrocarbon group that may be straight or branched and comprising 1 to about 20 carbon atoms in the chain. Preferred alkyl groups contain 1 to about 12 carbon atoms in the chain. More preferred alkyl groups contain 1 to about 6 carbon atoms in the chain. Branched means that one or more lower alkyl groups such as methyl, ethyl or propyl, are attached to a linear alkyl chain. "Lower alkyl" means a group having about 1 to about 6 carbon atoms in the chain which may be straight or branched. The alkyl may be substituted.

The phrase " R^{21} -substituted alkyl" means that the alkyl group can be substituted by one or more R^{21} substituents that may be the same or different, each substituent being independently selected from the group consisting of R^{21} substituents listed above. Each of the aryl, halo-substituted aryl, heteroaryl, cycloalkyl and heterocycloalkyl groups of R^{21} can be unsubstituted or independently substituted with one to four independently selected R^{23} moieties which can be the same or different, each R^{23} moiety being independently selected from the group of R^{23} moieties above.

The phrase " R^{22} -substituted alkyl" means that the alkyl group can be substituted by one or more R^{22} substituents that may be the same or different, each substituent being independently selected from the group consisting of R^{22} substituents listed above.

The phrase " R^{52} -substituted alkyl" means that the alkyl group can be substituted by one or more R^{52} substituents which may be the same or different, each substituent being independently selected from the group consisting of R^{21} substituents listed above.

"Alkenyl" means an aliphatic hydrocarbon group comprising at least one carbon-carbon double bond and which may be straight or branched and comprising 2 to about 15 carbon atoms in the chain. Preferred alkenyl groups have 2 to about 12 carbon atoms in the chain; and more preferably 2 to about 6 carbon atoms in the chain. Branched means that one or more lower alkyl groups such as methyl, ethyl or propyl, are attached to a linear alkenyl chain. "Lower alkenyl" means 2 to about 6 carbon atoms in the chain which may be straight or branched. The alkenyl may be substituted and the term " R^{35} -substituted alkenyl" means that the alkenyl group may be substituted by one or more substituents which can be the same or different, each substituent

being independently selected from the group consisting of R³⁵ substituents listed above.

"Aryl" means an aromatic monocyclic or multicyclic (for example, bicyclic) ring system comprising about 5 to about 14 carbon atoms, preferably about 6 to about 10 carbon atoms. The aryl groups of T, V, X (arylene) and R¹ can be unsubstituted or independently substituted with one to five independently selected R²⁰ moieties which can be the same or different, and are as defined herein. The aryl groups of R², R³, R⁴, R⁵ and R²⁰ can be unsubstituted or independently substituted with one to four independently selected R²² moieties which can be the same or different, and are as defined herein. The aryl groups of R²¹ can be unsubstituted or independently substituted with one to four independently selected R²³ moieties which can be the same or different, and are as defined herein. Non-limiting examples of suitable aryl groups include phenyl, naphthyl, indenyl, tetrahydronaphthyl and indanyl.

"Alkylene" refers to an alkanediyl group commonly having free valencies on two carbon atoms. Non-limiting examples include methylene, propylene and the like.

"Arylene" is a bivalent group derived from an aromatic hydrocarbon by removal of a hydrogen atom from two ring carbon atoms. Non-limiting examples include phenylene and the like.

"Heteroarylene" is a bivalent group derived from a heterocyclic aromatic compound by removal of a hydrogen atom from two ring atoms such as, for example, the bivalent group derived from pyridine, pyrrole and the like. The bonds to the parent moiety can be through different carbon ring atoms, different hetero ring atoms or through a carbon ring atom and a hetero ring atom.

"Heteroaryl" represents cyclic aromatic groups of 5 or 6 atoms or bicyclic groups of 8 to 12 atoms having 1, 2 or 3 heteroatoms independently selected from O, S or N, said heteroatom(s) interrupting a carbocyclic ring structure and having a sufficient number of delocalized pi electrons to provide aromatic character, provided that the rings do not contain adjacent oxygen and/or sulfur atoms. Preferred monocyclic heteroaryls contain about 5 to about 6 ring atoms. Preferred bicyclic heteroaryls contain about 10 ring

atoms. The heteroaryl groups of T, V, X (heteroarylene) and R^1 can be unsubstituted or independently substituted with one to five independently selected R^{20} moieties which can be the same or different, and are as defined herein. The heteroaryl groups of R^2 , R^3 , R^4 , R^5 and R^{20} can be unsubstituted or independently substituted with one to four independently selected R^{22} moieties which can be the same or different, and are as defined herein. The heteroaryl groups of R^{21} can be unsubstituted or independently substituted with one to four independently selected R^{23} moieties which can be the same or different, and are as defined herein. The prefix aza, oxa or thia before the heteroaryl root name means that at least a nitrogen, oxygen or sulfur atom respectively, is present as a ring atom. Nitrogen atoms can form an N-oxide. All regioisomers are contemplated, e.g., 2-pyridyl, 3-pyridyl and 4-pyridyl. Useful 6-membered heteroaryl groups include pyridyl, pyrimidinyl, pyrazinyl, pyridazinyl, morpholinyl and the like and the N-oxides thereof. Useful 5-membered heteroaryl rings include furyl, triazolyl, thienyl, pyrrolyl, thiazolyl, isothiazolyl, imidazolyl, pyrazolyl, isoxazolyl and the like. Typical bicyclic groups are benzo-fused ring systems derived from the heteroaryl groups named above, e.g. quinolyl, isoquinolyl, phthalazinyl, quinazolinyl, benzofuranyl, benzothienyl, benzodioxolyl, indolyl and the like.

"Cycloalkyl" means a non-aromatic mono- or multicyclic ring system comprising about 3 to about 10 carbon atoms, preferably about 5 to about 10 carbon atoms. Preferred cycloalkyl rings contain about 5 to about 7 ring atoms. The cycloalkyl groups of T, V, X (cycloalkylene) and R^1 can be unsubstituted or independently substituted with one to five independently selected R^{20} moieties which can be the same or different, and are as defined herein. The cycloalkyl groups of R^2 , R^3 , R^4 , R^5 and R^{20} can be unsubstituted or independently substituted with one to four independently selected R^{22} moieties which can be the same or different, and are as defined herein. The cycloalkyl groups of R^{21} can be unsubstituted or independently substituted with one to four independently selected R^{23} moieties which can be the same or different, and are as defined herein. Non-limiting examples of suitable monocyclic cycloalkyls include cyclopropyl, cyclobutyl, cyclopentyl, cyclohexyl and the like. Non-limiting examples of suitable multicyclic cycloalkyls include 1-decalinyl, norbornyl, adamantyl and the like.

"Halo" means fluoro, chloro, bromo, or iodo groups. Preferred are fluoro, chloro or bromo, and more preferred are fluoro and chloro.

"Cycloalkenyl" means a non-aromatic mono or multicyclic ring system comprising about 3 to about 10 carbon atoms, preferably about 5 to about 10 carbon atoms which contains at least one carbon-carbon double bond. Preferred cycloalkenyl rings contain about 5 to about 7 ring atoms. The cycloalkenyl groups of T, V and R¹ can be unsubstituted or independently substituted with one to five independently selected R²⁰ moieties which can be the same or different, and are as defined herein. The cycloalkenyl groups of R², R³, R⁴, R⁵ and R²⁰ can be unsubstituted or independently substituted with one to four independently selected R²² moieties which can be the same or different, and are as defined herein. The cycloalkenyl groups of R²¹ can be unsubstituted or independently substituted with one to four independently selected R²³ moieties which can be the same or different, and are as defined herein. Non-limiting examples of suitable monocyclic cycloalkenyls include cyclopentenyl, cyclohexenyl, cycloheptenyl, and the like. Non-limiting example of a suitable multicyclic cycloalkenyl is norbornyl.

"Heterocycloalkenyl" means a non-aromatic monocyclic or multicyclic ring system comprising about 3 to about 10 ring atoms, preferably about 5 to about 10 ring atoms, in which one or more of the atoms in the ring system is an element other than carbon, for example nitrogen, oxygen or sulfur atom, alone or in combination, and which contains at least one carbon-carbon double bond or carbon-nitrogen double bond. There are no adjacent oxygen and/or sulfur atoms present in the ring system. Preferred heterocycloalkenyl rings contain about 5 to about 6 ring atoms. The prefix aza, oxa or thia before the heterocyclenyl root name means that at least a nitrogen, oxygen or sulfur atom respectively is present as a ring atom. The heterocycloalkenyl groups of T, V and R¹ can be unsubstituted or independently substituted with one to five independently selected R²⁰ moieties which can be the same or different, and are as defined herein. The heterocycloalkenyl groups of R², R³, R⁴, R⁵ and R²⁰ can be unsubstituted or independently substituted with one to four independently selected R²² moieties which can be the same or different, and are as defined herein. The heterocycloalkenyl groups of R²¹ can be unsubstituted or independently substituted with one to four independently

selected R^{23} moieties which can be the same or different, and are as defined herein. The nitrogen or sulfur atom of the heterocycloalkenyl can be optionally oxidized to the corresponding N-oxide, S-oxide or S,S-dioxide. Non-limiting examples of suitable monocyclic aza heterocycloalkenyl groups include 1,2,3,4- tetrahydropyridyl, 1,2-dihydropyridyl, 1,4,5,6- tetrahydropyrimidinyl, 2-pyrrolinyl, 2-imidazolyl, 2-pyrazolyl, and the like. Non-limiting examples of suitable oxa heterocycloalkenyl groups include 3,4- dihydro-2H-pyranyl, dihydrofuranyl, and the like. Non-limiting example of a suitable multicyclic oxa heterocycloalkenyl group is 7- oxabicyclo[2.2.1]heptenyl. Non-limiting examples of suitable monocyclic thia heterocycloalkenyl rings include dihydrothiophenyl, dihydrothiopyranyl, and the like.

"Heterocycloalkyl" means a non-aromatic saturated monocyclic or multicyclic ring system comprising about 3 to about 10 ring atoms, preferably about 5 to about 10 ring atoms, in which one or more of the atoms in the ring system is an element other than carbon, for example nitrogen, oxygen or sulfur, alone or in combination. There are no adjacent oxygen and/or sulfur atoms present in the ring system. Preferred heterocycloalkyls contain about 5 to about 6 ring atoms. The prefix aza, oxa or thia before the heterocyclyl root name means that at least a nitrogen, oxygen or sulfur atom respectively is present as a ring atom. The heterocycloalkyl groups of T, V, X (cycloalkylene) and R^1 can be unsubstituted or independently substituted with one to five independently selected R^{20} moieties which can be the same or different, and are as defined herein. The heterocycloalkyl groups of R^2 , R^3 , R^4 , R^5 and R^{20} can be unsubstituted or independently substituted with one to four independently selected R^{22} moieties which can be the same or different, and are as defined herein. The heterocycloalkyl groups of R^{21} can be unsubstituted or independently substituted with one to four independently selected R^{23} moieties which can be the same or different, and are as defined herein. The nitrogen or sulfur atom of the heterocycloalkyl can be optionally oxidized to the corresponding N-oxide, S-oxide or S,S-dioxide. Non-limiting examples of suitable monocyclic heterocycloalkyl rings include piperidyl, pyrrolidinyl, piperazinyl, morpholinyl, 1,3-dioxolanyl, tetrahydrofuranyl, tetrahydrothiophenyl and the like.

"Heterocycloalkylene" is a bivalent group derived from a heterocyclic cycloalkyl compound by removal of a hydrogen atom from two ring atoms such as, for example, the bivalent group derived from piperazine and the like. The bonds to the parent moiety can be through different carbon ring atoms, different hetero ring atoms or through a carbon ring atom and a hetero ring atom.

"Hydroxyalkyl" means a HO-alkyl- group in which alkyl group is as previously defined. Preferred hydroxyalkyls contain lower alkyl. Non-limiting examples of suitable hydroxyalkyl groups include hydroxymethyl and 2-hydroxyethyl.

The term "optionally substituted" means optional substitution with the specified groups, radicals or moieties.

As a general note, any open-ended nitrogen atom with unfulfilled valence in the chemical structures in this application refers to NH, or in the case of a terminal nitrogen, -NH₂. Similarly, any open-ended oxygen atom with unfulfilled valence in the chemical structures in this application refers to -OH and any open-ended carbon atom with unfilled valence is appropriately filled with -H.

As used herein, the term "composition" is intended to encompass a product comprising the specified ingredients in the specified amounts, as well as any product which results, directly or indirectly, from combination of the specified ingredients in the specified amounts.

Prodrugs and solvates of the compounds of the invention are also contemplated herein. The term "prodrug", as employed herein, denotes a compound that is a drug precursor which, upon administration to a subject, undergoes chemical conversion by metabolic or chemical processes to yield a compound of formula I or a salt and/or solvate thereof. A discussion of prodrugs is provided in T. Higuchi and V. Stella, *Pro-drugs as Novel Delivery Systems* (1987) Volume 14 of the A.C.S. Symposium Series, and in *Bioreversible Carriers in Drug Design*, (1987) Edward B. Roche, ed., American Pharmaceutical Association and Pergamon Press, both of which are incorporated herein by reference thereto.

"Solvate" means a physical association of a compound of this invention with one or more solvent molecules. This physical association involves

varying degrees of ionic and covalent bonding, including hydrogen bonding. In certain instances the solvate will be capable of isolation, for example when one or more solvent molecules are incorporated in the crystal lattice of the crystalline solid. "Solvate" encompasses both solution-phase and isolatable solvates. Non-limiting examples of suitable solvates include ethanlates, methanlates, and the like. "Hydrate" is a solvate wherein the solvent molecule is H₂O.

"Effective amount" or "therapeutically effective amount" is meant to describe an amount of compound of the present invention effective in inhibiting TNF- α or MMP and thus producing the desired therapeutic, ameliorative, inhibitory or preventative effect.

The compounds of formula I can form salts which are also within the scope of this invention. Reference to a compound of formula I herein is understood to include reference to salts thereof, unless otherwise indicated. The term "salt(s)", as employed herein, denotes acidic salts formed with inorganic and/or organic acids, as well as basic salts formed with inorganic and/or organic bases. In addition, when a compound of formula I contains both a basic moiety, such as, but not limited to a pyridine or imidazole, and an acidic moiety, such as, but not limited to a carboxylic acid, zwitterions ("inner salts") may be formed and are included within the term "salt(s)" as used herein. Pharmaceutically acceptable (i.e., non-toxic, physiologically acceptable) salts are preferred, although other salts are also useful. Salts of the compounds of the formula I may be formed, for example, by reacting a compound of formula I with an amount of acid or base, such as an equivalent amount, in a medium such as one in which the salt precipitates or in an aqueous medium followed by lyophilization.

Exemplary acid addition salts include acetates, adipates, alginates, ascorbates, aspartates, benzoates, benzenesulforates, bisulfates, borates, butyrates, citrates, camphorates, camphorsulfonates, cyclopentanepropionates, digluconates, dodecylsulfates, ethanesulfonates, fumarates, glucoheptanoates, glycerophosphates, hemisulfates, heptanoates, hexanoates, hydrochlorides, hydrobromides, hydroiodides, 2-hydroxyethanesulfonates, lactates, maleates, methanesulfonates, 2-

naphthalenesulfonates, nicotines, nitrates, oxalates, pectinates, persulfates, 3-phenylpropionates, phosphates, picrates, pivalates, propionates, salicylates, succinates, sulfates, sulfonates (such as those mentioned herein), tartarates, thiocyanates, toluenesulfonates (also known as tosylates,) undecanoates, and the like. Additionally, acids which are generally considered suitable for the formation of pharmaceutically useful salts from basic pharmaceutical compounds are discussed, for example, by S. Berge *et al*, *Journal of Pharmaceutical Sciences* (1977) 66(1) 1-19; P. Gould, *International J. of Pharmaceutics* (1986) 33 201-217; and Anderson *et al*, *The Practice of Medicinal Chemistry* (1996), Academic Press, New York). These disclosures are incorporated herein by reference thereto.

Exemplary basic salts include ammonium salts, alkali metal salts such as sodium, lithium, and potassium salts, alkaline earth metal salts such as calcium and magnesium salts, salts with organic bases (for example, organic amines) such as benzathines, dicyclohexylamines, hydrabamines (formed with N,N-bis(dehydroabietyl)ethylenediamine), N-methyl-D-glucamines, N-methyl-D-glucamides, t-butyl amines, and salts with amino acids such as arginine, lysine and the like. Basic nitrogen-containing groups may be quarternized with agents such as lower alkyl halides (e.g. methyl, ethyl, propyl, and butyl chlorides, bromides and iodides), dialkyl sulfates (e.g. dimethyl, diethyl, dibutyl, and diamyl sulfates), long chain halides (e.g. decyl, lauryl, myristyl and stearyl chlorides, bromides and iodides), aralkyl halides (e.g. benzyl and phenethyl bromides), and others.

All such acid salts and base salts are intended to be pharmaceutically acceptable salts within the scope of the invention and all acid and base salts are considered equivalent to the free forms of the corresponding compounds for purposes of the invention.

Compounds of formula I, and salts, solvates and prodrugs thereof, may exist in their tautomeric form (for example, as an amide or imino ether). All such tautomeric forms are contemplated herein as part of the present invention.

All stereoisomers (for example, geometric isomers, optical isomers and the like) of the present compounds (including those of the salts, solvates and prodrugs of the compounds as well as the salts and solvates of the prodrugs),

such as those which may exist due to asymmetric carbons on various substituents, including enantiomeric forms (which may exist even in the absence of asymmetric carbons), rotameric forms, atropisomers, and diastereomeric forms, are contemplated within the scope of this invention. Individual stereoisomers of the compounds of the invention may, for example, be substantially free of other isomers, or may be admixed, for example, as racemates or with all other, or other selected, stereoisomers. The chiral centers of the present invention can have the S or R configuration as defined by the *IUPAC* 1974 Recommendations. The use of the terms "salt", "solvate" "prodrug" and the like, is intended to equally apply to the salt, solvate and prodrug of enantiomers, stereoisomers, rotamers, tautomers, racemates or prodrugs of the inventive compounds.

When a variable appears more than once in the structural formula, for example R^3 or R^5 , the identity of each variable appearing more than once may be independently selected from the definition for that variable.

The compounds of the present invention can have pharmacological properties, for example the compounds of Formula I can be inhibitors of TACE (TNF- α) and/or MMP activity. The compounds of Formula I can have anti-inflammatory activity and/or immunomodulatory activity and can be useful in the treatment of diseases including but not limited to septic shock, haemodynamic shock, sepsis syndrome, post ischaemic reperfusion injury, malaria, mycobacterial infection, meningitis, psoriasis, congestive heart failure, fibrotic diseases, cachexia, graft rejection, cancers such as cutaneous T-cell lymphoma, diseases involving angiogenesis, autoimmune diseases, skin inflammatory diseases, inflammatory bowel diseases such as Crohn's disease and colitis, osteo and rheumatoid arthritis, ankylosing spondylitis, psoriatic arthritis, adult Still's disease, ureitis, Wegener's granulomatosis, Behcehe disease, Sjogren's syndrome, sarcoidosis, polymyositis, dermatomyositis, multiple sclerosis, radiation damage, hyperoxic alveolar injury, periodontal disease, HIV, non-insulin dependent diabetes mellitus, systemic lupus erythematosus, glaucoma, sarcoidosis, idiopathic pulmonary fibrosis, bronchopulmonary dysplasia, retinal disease, scleroderma, osteoporosis, renal ischemia, myocardial infarction, cerebral stroke, cerebral

ischemia, nephritis, hepatitis, glomerulonephritis, cryptogenic fibrosing aveolitis, psoriasis, transplant rejection, atopic dermatitis, vasculitis, allergy, seasonal allergic rhinitis, reversible airway obstruction, adult respiratory distress syndrome, asthma, chronic obstructive pulmonary disease (COPD) and/or bronchitis. It is contemplated that a compound of this invention may be useful in treating one or more of the diseases listed.

Additionally, a compound of the present invention may be co-administered or used in combination with disease-modifying antirheumatic drugs (DMARDS) such as methotrexate, azathioprine, leflunomide, pencillinamine, gold salts, mycophenolate mofetil, cyclophosphamide and other similar drugs. They may also be co-administered with or used in combination with NSAIDS such as piroxicam, naproxen, indomethacin, ibuprofen and the like; COX-2 selective inhibitors such as Vioxx® and Celebrex®; immunosuppressives such as steroids, cyclosporin, Tacrolimus, rapamycin and the like; biological response modifiers (BRMs) such as Enbrel®, Remicade®, IL-1 antagonists, anti-CD40, anti-CD28, IL-10, anti-adhesion molecules and the like; and other anti-inflammatory agents such as p38 kinase inhibitors, PDE4 inhibitors, other chemically different TACE inhibitors, chemokine receptor antagonists, Thalidomide and other small molecule inhibitors of pro-inflammatory cytokine production.

Also, a compound of the present invention may be co-administered or used in combination with an H1 antagonist for the treatment of seasonal allergic rhinitis and/or asthma. Suitable H1 antagonists may be, for example, Claritin®, Clarinex®, Allegra®, or Zyrtec®.

In another aspect, the invention provides a method for treating rheumatoid arthritis comprising administering a compound of the formula I in combination with compound selected from the class consisting of a COX-2 inhibitor e.g. Celebrex® or Vioxx®; a COX-1 inhibitor e.g. Feldene®; an immunosuppressive e.g. methotrexate or cyclosporin; a steroid e.g. β -methasone; and anti-TNF- α compound, e.g. Enbrel® or Remicade®; a PDE IV inhibitor, or other classes of compounds indicated for the treatment of rheumatoid arthritis.

In another aspect, the invention provides a method for treating multiple sclerosis comprising administering a compound of the formula I in combination with a compound selected from the group consisting of Avonex®, Betaseron, Copaxone or other compounds indicated for the treatment of multiple sclerosis.

TACE activity is determined by a kinetic assay measuring the rate of increase in fluorescent intensity generated by TACE catalyzed cleavage of an internally quenched peptide substrate (SPDL-3). The purified catalytic domain of recombinant human TACE (rhTACEc, Residue 215 to 477 with two mutation (S266A and N452Q) and a 6xHis tail) is used in the assay. It is purified from the baculovirus/Hi5 cells expression system using affinity chromatography. The substrate SPDL-3 is an internally quenched peptide (MCA-Pro-Leu-Ala-Gln-Ala-Val-Arg-Ser-Ser-Ser-Dpa-Arg-NH₂), with its sequence derived from the pro-TNF α cleavage site. MCA is (7-Methoxycoumarin-4-yl)acetyl. Dpa is N-3-(2,4-Dinitrophenyl)-L-2,3-diaminopropionyl.

A 50 μ l assay mixture contains 20 mM HEPES, pH 7.3, 5 mM CaCl₂, 100 μ M ZnCl₂, 2 % DMSO, 0.04% Methylcellulose, 30 μ M SPDL-3, 70 pM rhTACEc and a test compound. RhTACEc is pre-incubated with the testing compound for 90 min. at 25 °C. Reaction is started by addition of the substrate. The fluorescent intensity (excitation at 320 nm, emission at 405 nm) was measured every 45 seconds for 30 min. using a fluorospectrometer (GEMINI XS, Molecular Devices). Rate of enzymatic reaction is shown as Units per second. Effect of a test compound is shown as % of TACE activity in the absence of the compound.

Useful compounds for TACE inhibitory activity can exhibit K_i values of less than about 1000 nm, preferably about 0.01 nm to about 1000 nm, more preferably about 0.1 nm to about 100 nm, more preferably about 0.1 to about 15 nm, and most preferably less than about 15 nm. Representative compounds of the invention which exhibit excellent TACE inhibitory activity (K_i values of less than about 20 nanomolar, nm) are as follows: Compounds BX, JH, BD, BW, KM, BL, O, P, JY, JX, CV, CA, JG, BV, CC, JO, CP, JN, CT, FQ, DE, FN, KX, LB, IZ, GV, JB, JA, LA, KY, BY, JD, BO, BP, DA, FG, CU, CW,

LC, JF, DB, CS, JC, JE, KZ, CO, JT, JU, JS, JR, FY, CR, GA, GB, CY, JV, BR, CZ, FZ, BQ, CQ, FX, FU, FW, JW, FV, CN, CA, JP, BS, LM, LI and LH. The Compound letter designations refer to the letter designations for the various structures in Table 1 in the EXAMPLES section found below.

The pharmaceutical compositions containing the active ingredient may be in a form suitable for oral use, for example, as tablets, lozenges, aqueous or oily suspensions, dispersible powders or granules, emulsions, hard or soft capsules, or syrups or elixirs. Compositions intended for oral use may be prepared according to any method known to the art for the manufacture of pharmaceutical compositions and such compositions may contain one or more agents selected from the group consisting of sweetening agents, flavoring agents, coloring agents and preserving agents in order to provide pharmaceutically elegant and palatable preparations. Tablets contain the active ingredient in admixture with non-toxic pharmaceutically acceptable excipients that are suitable for the manufacture of tablets. These excipients may be for example, inert diluents, such as calcium carbonate, sodium carbonate, lactose, calcium phosphate or sodium phosphate; granulating and disintegrating agents, for example, corn starch, or alginic acid; binding agents, for example starch, gelatin or acacia, and lubricating agents, for example magnesium stearate, stearic acid or talc. The tablets may be uncoated or they may be coated by known techniques to delay disintegration and absorption in the gastrointestinal tract and thereby provide a sustained action over a longer period. For example, a time delay material such as glyceryl monostearate or glyceryl distearate may be employed. They may also be coated by the technique described in the U.S. Pat. Nos. 4,256,108; 4,166,452; and 4,265,874 to form osmotic therapeutic tablets for controlled release.

Formulations for oral use may also be presented as hard gelatin capsules wherein the active ingredients is mixed with an inert solid diluent, for example, calcium carbonate, calcium phosphate or kaolin, or a soft gelatin capsules where in the active ingredient is mixed with water or an oil medium, for example peanut oil, liquid paraffin or olive oil.

Aqueous suspensions contain the active material in admixture with excipients suitable for the manufacture of aqueous suspensions. Such excipients are suspending agents, for example, sodium

carboxymethylcellulose, methylcellulose, hydroxypropylmethyl-cellulose, sodium alginate, polyvinyl-pyrrolidone, gum tragacanth and gum acacia; dispersing or wetting agents may be a naturally-occurring phosphatide, for example, lecithin, or condensation products of an alkylene oxide with fatty acids, for example polyoxyethylene stearate, or condensation products of ethylene oxide with long chain aliphatic alcohols, for example, heptadecaethylene-oxycetanol, or condensation products of ethylene oxide with partial esters derived from fatty acids and a hexitol such as polyoxyethylene sorbitol monooleate, or condensation products of ethylene oxide with partial esters derived from fatty acids and hexitol anhydrides, for example, polyethylene sorbitan monooleate. The aqueous suspensions may also contain one or more preservatives, for example, ethyl or n-propyl, p-hydroxybenzoate, one or more coloring agents, one or more flavoring agents, and one or more sweetening agents, such as sucrose, saccharin or aspartame.

Oily suspensions may be formulated by suspending the active ingredient in a vegetable oil, for example, arachis oil, olive oil, sesame oil or coconut oil, or in mineral oil such as liquid paraffin. The oily suspensions may contain a thickening agent, for example, beeswax, hard paraffin or cetyl alcohol. Sweetening agents such as those set forth above, and flavoring agents may be added to provide a palatable oral preparation. These compositions may be preserved by the addition of an anti-oxidant such as ascorbic acid.

Dispersible powders and granules suitable for preparation of an aqueous suspension by the addition of water provide the active ingredient in admixture with a dispersing or wetting agent, suspending agent and one or more preservatives. Suitable dispersing or wetting agents and suspending agents are exemplified by those already mentioned above. Additional excipients, e.g., sweetening, flavoring and coloring agents, may also be present.

The pharmaceutical compositions of the invention may also be in the form of an oil-in-water emulsions. The oily phase may be a vegetable oil, e.g., olive oil or arachis oil, or a mineral oil, e.g., liquid paraffin or mixtures of these. Suitable emulsifying agents may be naturally-occurring phosphatides, e.g.,

soy beans, lecithin, and esters or partial esters derived from fatty acids and hexitol anhydrides, for example, sorbitan monooleate, and condensation products of the said partial esters with ethylene oxide, e.g., polyoxyethylene sorbitan monooleate. The emulsions may also contain sweetening and flavoring agents.

Syrups and elixirs may be formulated with sweetening agents, for example, glycerol, propylene glycol, sorbitol or sucrose. Such formulations may also contain a demulcent, a preservative and flavoring and coloring agents.

The pharmaceutical compositions may be in the form of a sterile injectable aqueous or oleagenous suspension. This suspension may be formulated according to the known art using those suitable dispersing or wetting agents and suspending agents which have been mentioned above. The sterile injectable preparation may also be a sterile injectable solution or suspension in a non-toxic parenterally-acceptable diluent or solvent, e.g., as a solution in 1,3-butane diol. Among the acceptable vehicles and solvents that may be employed are water, Ringer's solution and isotonic sodium chloride solution. In addition, sterile fixed oils are conventionally employed as a solvent or suspending medium. For this purpose any bland fixed oil may be employed including synthetic mono- or diglycerides. In addition, fatty acids such as oleic acid find use in the preparation of injectables.

Compounds of the invention may also be administered in the form of suppositories for rectal administration of the drug. The compositions can be prepared by mixing the drug with a suitable non-irritating excipient which is solid at ordinary temperatures but liquid at the rectal temperature and will therefore melt in the rectum to release the drug. Such materials are cocoa butter and polyethylene glycols.

For topical use, creams, ointments, jellies, solutions or suspensions, etc., containing the compound of The invention are employed. (For purposes of this application, topical application shall include mouthwashes and gargles.)

The compounds for the present invention can be administered in the intranasal form via topical use of suitable intranasal vehicles, or via transdermal routes, using those forms of transdermal skin patches well known to those of ordinary skill in the art. To be administered in the form of a

transdermal delivery system, the dosage administration will, of course, be continuous rather than intermittent throughout the dosage regimen.

Compounds of the present invention may also be delivered as a suppository employing bases such as cocoa butter, glycerinated gelatin, hydrogenated vegetable oils, mixtures of polyethylene glycols of various molecular weights and fatty acid esters of polyethylene glycol.

In another embodiment, there is provided use of a compound of Formula (I) for manufacture of a medicament for treatment or prevention of inflammation or any of the other diseases discussed herein in a subject.

The dosage regimen utilizing the compounds of the present invention is selected in accordance with a variety of factors including type, species, weight, sex and medical condition of the patient; the severity of the condition to be treated; the route of administration; the renal and hepatic function of the patient; and the particular compound thereof employed. A physician or veterinarian of ordinary skill can readily determine and prescribe the effective amount of the drug required to prevent, counter, arrest or reverse the progress of the condition. Optimal precision in achieving concentration of drug within the range that yields efficacy without toxicity requires a regimen based on the kinetics of the drug's availability to target sites. This involves a consideration of the distribution, equilibrium, and elimination of a drug. Preferably, doses of the compound of Formula I useful in the method of the present invention range from 0.01 to 1000 mg per day. Most preferably, dosages range from 0.1 to 500 mg/day. For oral administration, the compositions are preferably provided in the form of tablets containing 0.01 to 1000 milligrams of the active ingredient, particularly 0.01, 0.05, 0.1, 0.5, 1.0, 2.5, 5.0, 10.0, 15.0, 25.0, 50.0, 100 and 500 milligrams of the active ingredient for the symptomatic adjustment of the dosage to the patient to be treated. An effective amount of the drug is ordinarily supplied at a dosage level of from about 0.0002 mg/kg to about 50 mg/kg of body weight per day. The range is more particularly from about 0.001 mg/kg to 1 mg/kg of body weight per day.

Advantageously, the active agent of the present invention may be administered in a single daily dose, or the total daily dosage may be administered in dividend doses of two, three or four time daily.

The amount of active ingredient that may be combined with the carrier materials to produce single dosage form will vary depending upon the host treated and the particular mode of administration.

It will be understood, however, that the specific dose level for any particular patient will depend upon a variety of factors including the age, body weight, general health, sex, diet, time of administration, route or administration, rate of excretion, drug combination and the severity of the particular disease undergoing therapy.

The compounds of the invention may be produced by processes known to those skilled in the art and as shown in the following reaction schemes and in the preparations and examples described below.

EXAMPLES

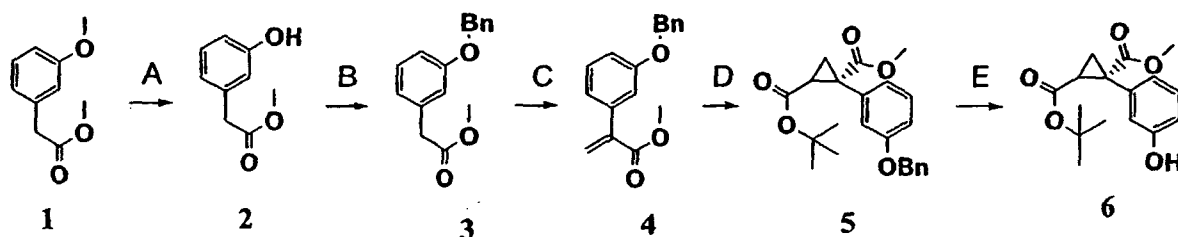
The following abbreviations are used in the procedures and schemes: dichloromethane (DCM); tetrabutylammonium bromide (TBAB); Benzyl (Bn); acetonitrile (MeCN); ethyl acetate (EtOAc); Tetrahydrofuran (THF); Trifluoroacetic acid (TFA); 1-hydroxy-7-aza-benzotriazole (HOAt); 1-hydroxybenzotriazole (HOBt); N-methylmorpholine (NMM); 1-(3-dimethylaminopropyl)-3-ethylcarbodiimide hydrochloride (EDCI); diisopropylethyl amine (DIEA); 1-hydroxybenzotriazole (HOBt); Dimethoxyethane (DME). [1-(chloromethyl)-4-fluoro-1,4-diazoniabicyclo[2.2.2]octane bis(tetrafluoroborate)] (Selectfluor); 4-N,N-dimethylaminopyridine (DMAP); 1,8-diazabicyclo[5.4.0]undec-7-ene (DBU); Saturated (sat.); anhydrous. (anhyd); room temperature (rt); hour (h); Minutes (Min), Retention Time (R_t); molecular weight (MW); milliliter (mL); gram (g). milligram (mg); equivalent (eq).

All NMR data were collected on 400 MHz NMR spectrometers unless otherwise indicated. LC-Electrospray-Mass spectroscopy with a C-18 column and 5% to 95% MeCN in water as the mobile phase was used to determine the molecular mass and retention time.

The compounds in the invention may be produced by processes known to those skilled in the art and as shown in the following reaction schemes and in the preparations and examples described below. Table 1 contains the

compounds with retention time/observed MW and/or NMR data. The compounds of Table 1 can be obtained using synthetic methods similar to those below as listed in the last column of Table 1 using appropriate reagents known to those skilled in the art.

METHOD 1



SYNTHESIS OF COMPOUND 2

To a solution of 50 g (0.28 mol) of compound 1 in 500 mL of anhyd. DCM in an ice bath was added 560 mL 1N BBr_3 in DCM. The final solution was stirred for 30 min before it was quenched with 200 mL MeOH. After the solvent was evaporated, the residue was dissolved in 500 mL of DCM, washed with water, sat. NaHCO_3 , and brine. The organic phase was dried over anhyd. sodium sulfate. The solvent was evaporated to give 41.5 g of desired compound 2 (90%) which was used in the next step without purification.

SYNTHESIS OF COMPOUND 3

To a mixture of 41.5 g of Compound 2 in 500 mL DCM, was added 10 eq. anhyd. K_2CO_3 , 0.05 eq of tetrabutylammonium bromide (TBAB), and 1 eq. of benzylbromide. The mixture was stirred overnight, and the solid was filtered and washed with DCM. The combined organic solution was washed with water, saturated aqueous Na_2CO_3 , brine, and dried over anhyd. sodium sulfate. The solvent was evaporated to give 57.6 g of compound 3 (90%), which was used in the next steps without purification.

SYNTHESIS OF COMPOUND 4

To a solution of 57.6 g of Compound 3 in 500 mL of hexane was added K_2CO_3 (10 eq), TBAB (0.05 eq) and paraformaldehyde (20 eq), and the final mixture was refluxed overnight under effective stirring. The reaction mixture was partitioned between water and DCM, and the aqueous layer was extracted with DCM. The combined organic solution was washed with water,

sat. Na_2CO_3 , brine, and dried over anhyd. Na_2SO_4 . The solvent was removed and the residue chromatographed with 1-10% ethylacetate in hexane to give 31 g of compound 4 (51%).

SYNTHESIS OF COMPOUND 5

To a solution of 31 g of Compound 4 in 500 mL of MeCN was added S-carbo-tert-butoxymethyl-tetrahydrothiophene bromide (1.1 eq) and DBU (1.5 eq). The solution was stirred overnight and the solvent was evaporated. The residue dissolved in 500 mL DCM. The organic solution was washed with H_2O , 0.1 N HCl, water, brine, and dried over anhyd. Na_2SO_4 . After removal of the solvent, the residue was chromatographed with 1-20% EtOAc/Hexane to give 32 g of compound 5 (73%).

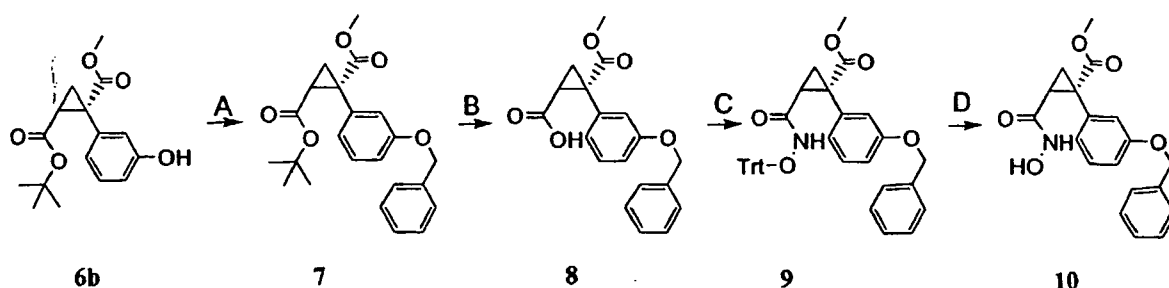
SYNTHESIS OF 6

A mixture of 100 mL methanol solution of 2.0 g of Compound 5 with 200 mg of 10% Pd/C was stirred under H_2 until the starting material disappeared. The solution was filtered and the solvent evaporated to give compound 6 in quantitative yield.

CHIRAL RESOLUTION OF COMPOUND 6

Compound 6 (1.0 g) was resolved with an OD chiral column eluted with 5% IPA/Hexane (120 mL/min). The first peak at 19.9 min was collected as enantiomer 6a and the second peak at 28.17 min was collected as enantiomer 6b.

METHOD 2



SYNTHESIS OF COMPOUND 7

To a mixture of compound 6 (99 mg, 0.34 mmol), 31 mg of TBAB, 154 mg of anhyd K_2CO_3 in 2 mL of anhyd DCM was added 0.06 mL of benzyl bromide. The final solution was heated to 40 °C for 3 h. The mixture was diluted with

50 mL DCM and washed with water before the organic layer was dried over anhyd Na_2SO_4 . The solvent was evaporated to give compound 7, which was used in the next step without purification.

SYNTHESIS OF COMPOUND 8

A solution of Compound 7 (100 mg) in 30% TFA in DCM was kept for 4 h before the solvent was evaporated. The residue was adjusted to pH~9.5 with a 1:1 ratio of sat. $\text{NaHCO}_3/\text{Na}_2\text{CO}_3$ and the aqueous solution washed with ether. After acidification to pH ~ 2, the aq layer was extracted with EtOAc. The combined organic layers were dried and solvent removed to give compound 8, which was used without purification for next step.

SYNTHESIS OF COMPOUND 9

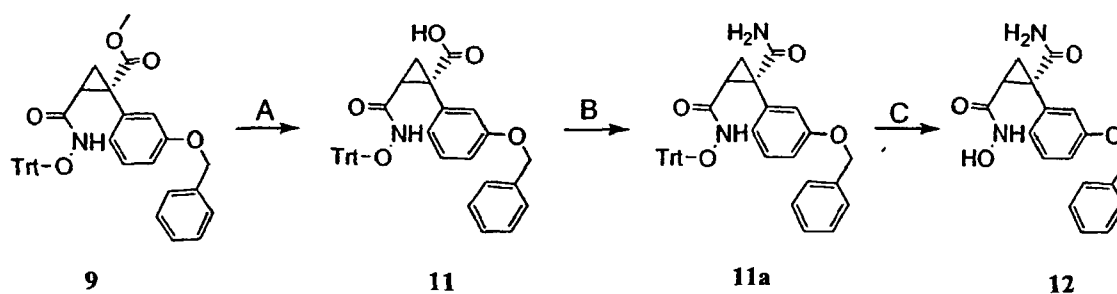
To a DCM solution of compound 8 at 0 °C were added HOAt (47 mg), O-tritylhydroxylamine (284 mg) and NMM 0.23 mL followed by 105 mg EDCI. The final solution was stirred overnight and the reaction mixture was diluted with 50 mL DCM and washed with NaHCO_3 and water. The organic layer was dried over anhyd Na_2SO_4 . After removal of solvent the residue was chromatographed on a silica gel column eluting with 10-40% EtOAc in hexane to give 132 mg of Compound 9.

SYNTHESIS OF COMPOUND 10

To a 2 mL solution of 60 mg of Compound 9 was added 55 mg of triethylsilane followed by 230 mg of TFA. The solution was evaporated and the residue was purified through a C-18 reverse phase HPLC column eluting with 5 – 95 % of acetonitrile in water to give 32 mg of Compound 20 as a white solid.

^1H NMR (CD_3CN) of 10: δ 7.6 – 7.4 (m, 5H); 7.3 (m, 1H); 6.95 (m, 3H); 5.2 (m, 2H); 3.7 (s, 3H); 2.6 (m, 1H); 2.05 (m, 1H); 1.85 (m, 1H).

METHOD 3



SYNTHESIS OF COMPOUND 11

A solution 150 mg of Compound 9 and 1 g of LiOH•H₂O in a mixture of 20 mL MeOH, 10 mL THF and 10 mL H₂O was refluxed for 30 min. The solvent was evaporated and the residue was dissolved in a mixture of 100mL DCM/100mL of sat. aq ammonium chloride. The organic layer was separated, dried over anhyd sodium sulfate, and the solvent evaporated to give 150 mg of 11.

SYNTHESIS OF COMPOUND 11a

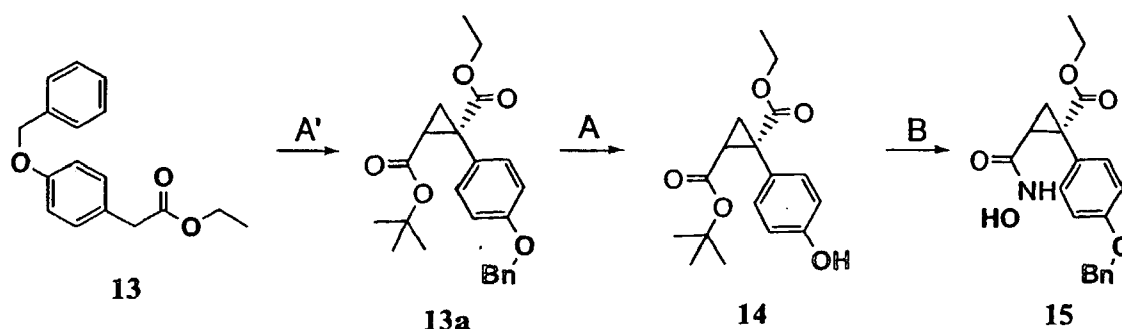
Compound 11 was dissolved in 2 ml of DMF followed by addition of 6 eq. of ammonium chloride, 2.5 eq. of HOBt, 25 eq of DIEA and 2.5 eq of EDCI. The mixture was stirred overnight followed by dilution with DCM and washed with water. The organic layer was dried over anhyd. sodium sulfate and the solvent was evaporated. The residue was chromatographed with a silica gel column to give 106 mg of Compound 11a.

SYNTHESIS OF COMPOUND 12

Compound 12 was synthesized from 11a following a procedure similar to the transformation from 9 to 10 (Method 2).

¹H NMR(CDCl₃) of 12: δ 7.4 – 7.6 (m, 5H); 7.29 (m, 1H); 7.05 (m, 3H); 6.4 (br. s, 1H); 5.85 (br. s, 1H); 5.2 (m, 2H); 2.59 (m, 1H); 1.9 (m, 1H); 1.75 (m, 1H).

METHOD 4



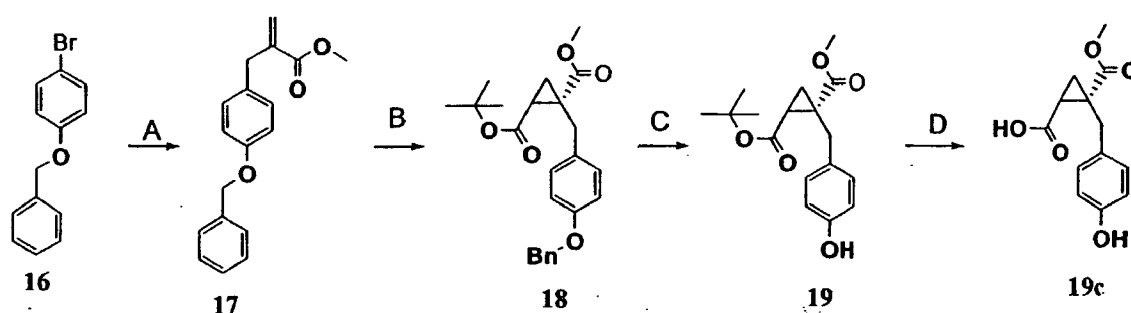
SYNTHESIS OF COMPOUND 14

Compound **14** was synthesized from **13** following procedures similar to the transformation from **3** to **6** (Method 1).

SYNTHESIS OF COMPOUND 15

Compound **15** was synthesized from **14** following procedures similar to the transformation from **6** to **10** (Method 2).

^1H NMR(CD_3CN) of **15**: δ 7.45 – 7.62 (m, 5H); 7.3 (m, 2H); 7.01 (m, 2H); 5.2 (s, 2H); 4.18 (m, 2H); 2.6 (m, 1H); 2.02 (m, 1H); 1.85 (m, 1H); 1.23 (m, 3H).

METHOD 5SYNTHESIS OF COMPOUND 17

To a solution of 10.5 g of Compound **16** (40 mmol) in 100 mL of anhyd THF at -78°C was added 53 mL of 1.5 M tert-Butyllithium in hexane over 5 min.

After the solution was stirred at -78°C for 1 h, it was added into a mixture of CuCN (40 mmol) in 20 mL of THF at 0°C . The solution was stirred for 30 min before it was cooled to -78°C and added to a solution of methyl 2-(bromomethyl)acrylate (29 mmol) in 20 mL of THF at -78°C . The reaction was stirred for 30 min at -78°C followed by warming to -10°C for 10 min before it was poured into a mixture of saturated NH_4Cl in ice. The mixture was extracted with DCM and the residue chromatographed with 10% EtOAc/Hexane to give 6.0 g of the desired product **17**.

^1H NMR (CDCl_3) of **17**: δ 7.5–7.3 (m, 5H); 7.13 (d, 2H); 6.94 (d, 2H); 6.22 (br s, 1H); 5.47 (br s, 1H); 5.05 (s, 2H); 3.75 (s, 3H); 3.59 (s, 2H).

SYNTHESIS OF COMPOUND 18

Compound **18** was synthesized from **17** following a procedure similar to the transformation from **4** to **5** (Method 1).

SYNTHESIS OF COMPOUND 19

Compound **19** was synthesized from **18** following a procedure similar to the transformation from **5** to **6** (Method 1).

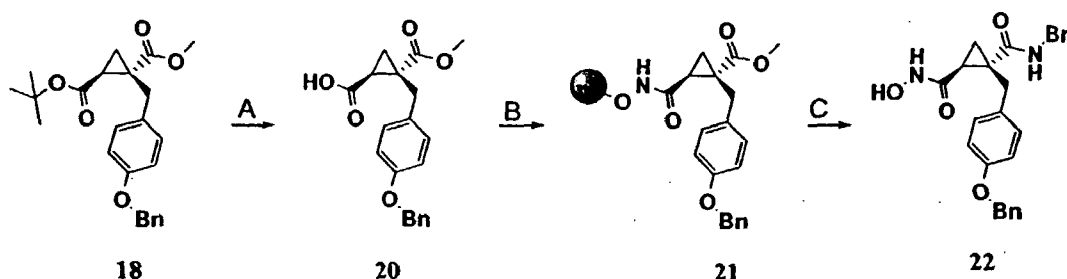
CHIRAL RESOLUTION OF 19

Methods similar to the resolution of Compound **6** were used for the resolution of Compound **19**. The first enantiomer was collected as **19a** and the second enantiomer collected as **19b**.

SYNTHESIS OF COMPOUND 19c

Compound **19c** was synthesized from **19a** following a procedure similar to the transformation from **7** to **8** (Method 2).

METHOD 6



SYNTHESIS OF COMPOUND 20

Compound **20** was synthesized from **18** following a procedure similar to the transformation of **7** to **8** (Method 2).

SYNTHESIS OF COMPOUND 21

A solution of acid **20** (0.190 mg, 0.56 mmol), Wang hydroxylamine resin (0.500 g, 1 mmol/g), EDCI (0.172 g, 0.90 mmol), NMM (0.400 mL, 3.64 mmol), and HOAt (0.075 g, 0.55 mmol) in DCM (7 mL) was agitated for 14 hours at room temperature. The liquid was drained, and the resin was washed with CH₂Cl₂ (3x), THF (3x), and MeOH (3x) in an alternating sequence. The resin was dried under high vacuum to yield resin **21** (0.630 g, 0.79 mmol/g).

SYNTHESIS OF COMPOUND 22

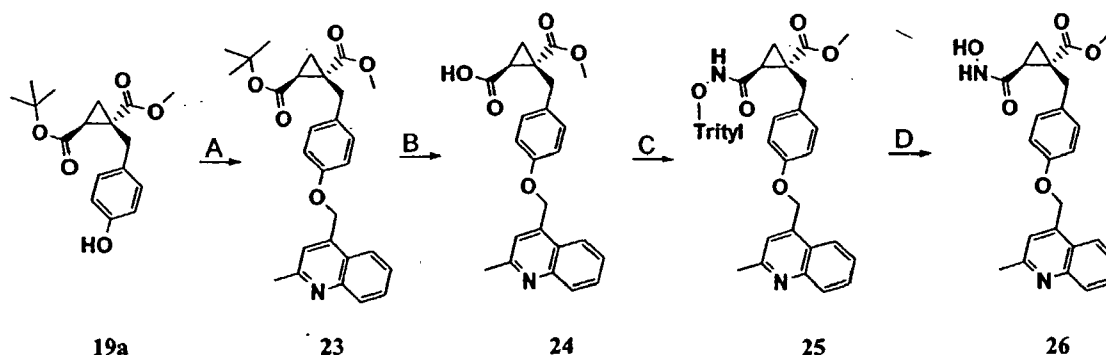
A mixture of resin **21** (0.067 g, 0.79 mmol/g) and 1M Bu₄NOH in THF (2 mL) was agitated at 60 °C for 4 h. The liquid was drained and the resin was washed with 1% AcOH in DMF (2x 30 min.) followed by an alternating cycle of

washes with MeOH (3x), THF (3x) and CH₂Cl₂ (3x). The resulting resin was dried under high vacuum for 4 hours.

A mixture of the carboxylic acid resin prepared above (0.067 g, 0.79 mmol/g), EDCI (0.045 g, 0.23 mmol), HOBt (0.030 g, 0.20 mmol) and NMM (0.026 mL, 0.24 mmol) in NMP (2 mL) was agitated for 20 minutes before the addition of benzyl amine (0.026 mL, 0.24 mmol). This mixture was agitated for 18 hours at rt. The liquid was drained, and the resin was washed with an alternating cycle of CH₂Cl₂ (3x), THF (3x), and MeOH (3x). The remaining resin was treated with 50% TFA/CH₂Cl₂ (2 mL) and agitated for 1 hour. The liquid was drained, and the remaining resin was washed with CH₂Cl₂ (2x). Concentration of the liquid afforded Compound **22** (10 mg, 0.023 mmol).

¹H NMR (CD₃CN/D₂O, 2:1) of **22**: δ 7.29 – 7.44 (m, 6H), 7.14-7.07 (m, 4H), 6.84-6.81 (m, 4H), 5.03 (s, 2H), 4.22-4.13 (m, 2H), 3.12-2.93 (m, 2H), 2.07-2.03 (m, 1H), 1.49-1.46 (m, 1H), 1.40-1.38 (m, 1H).

METHOD 7



SYNTHESIS OF COMPOUND **23**

To a solution of compound **19a** (0.04 g) and 4-chloromethyl-2-methylquinoline (1.5 eq) in 1 mL of DMF was added 0.25 g of potassium carbonate and 20 mg of tetrabutylammonium iodide. The mixture was stirred overnight before it was partitioned in a mixture of DCM/water. The aqueous layer was extracted twice with DCM and the combined organic layer was dried and solvent removed. The residue was chromatographed to give compound **23** (0.08g).

SYNTHESIS OF COMPOUND **24**

Compound **24** was synthesized from **23** following a procedure similar to the transformation of **7** to **8** (Method 2).

SYNTHESIS OF COMPOUND 25

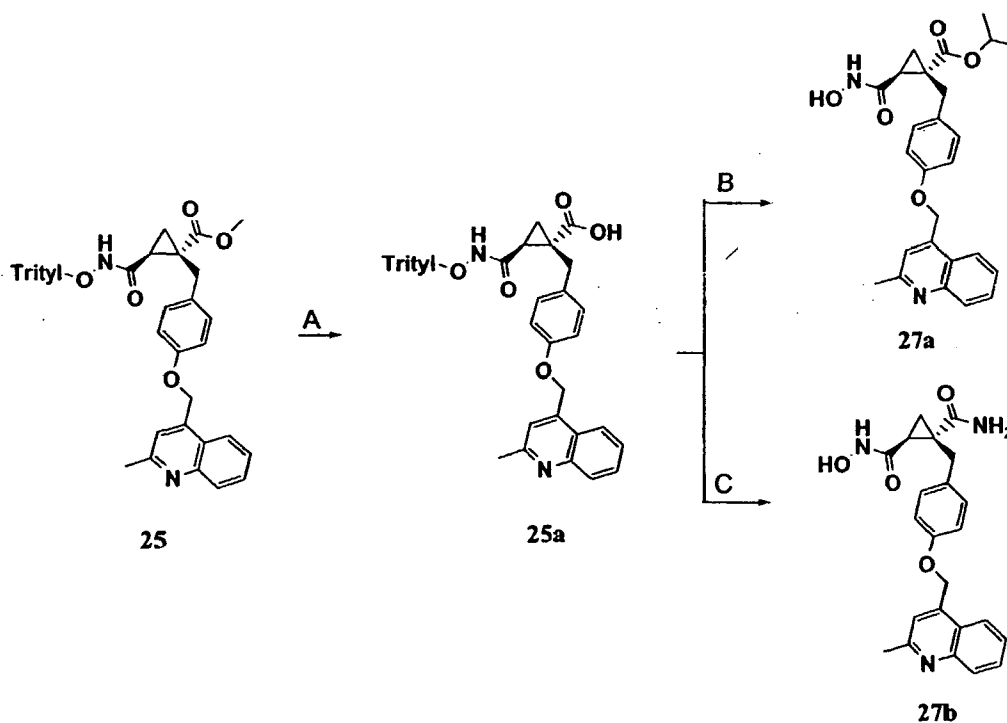
Compound **25** was synthesized from **24** following a procedure similar to the transformation of **8** to **9** (Method 2).

SYNTHESIS OF COMPOUND 26

Compound **26** was synthesized from **25** following a procedure similar to the transformation of **9** to **10** (Method 2).

^1H NMR ($\text{CD}_3\text{CN}/\text{D}_2\text{O}$, 2:1) of **26**: δ 8.38 (m, 1H), 8.28 (m, 1H), 8.05 (m, 1H), 8.01 (s, 1H); 7.88 (m, 1H); 7.20 (m, 2H); 7.04 (m, 2H); 5.71 (s, 2H), 3.57 (s, 3H), 2.96-3.4 (m, 2H), 2.95 (s, 3H); 2.23 (m, 1H), 1.49-1.46 (m, 2H).

METHOD 8



SYNTHESIS OF COMPOUND 25a

Compound **25a** was synthesized from **25** using a procedure similar to the transformation of **9** to **11** (Method 3).

SYNTHESIS OF COMPOUND 27a

To a solution of acid **25a** (0.043 g, 0.067 mmol) in CH_2Cl_2 (1 mL) at room temperature was added DMAP (0.025 mg, 0.20 mmol) and EDCI (0.033 g, 0.17 mmol). This mixture was stirred for 25 minutes and 2-propanol (0.20 mL,

2.6 mmol) was then added. The resulting mixture was stirred for 16 hours. The reaction was quenched with H₂O and diluted with ethyl acetate. The organic phase was removed, and the aqueous layer was extracted with ethyl acetate (3x). The combined organic layers were washed with H₂O (2x), brine (1x), dried (Na₂SO₄), filtered, and concentrated. The residue was purified by flash chromatography to afford compound **27a**.

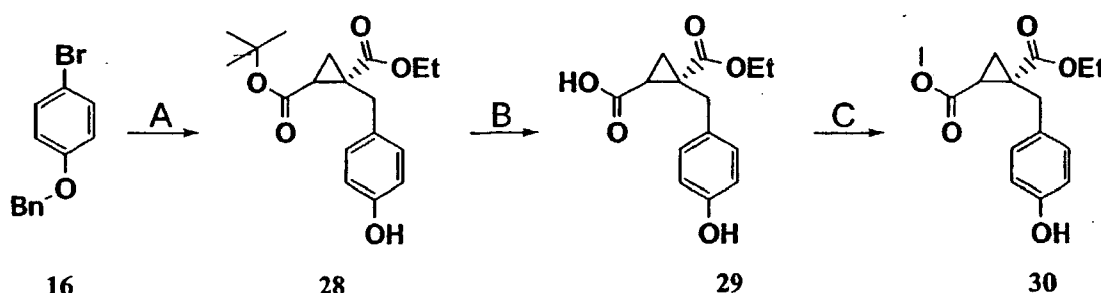
¹H NMR (CD₃OD): δ 8.4 (m, 1H), 8.05–8.02 (m, 3H), 7.93 (m, 1H), 7.25 (m, 2H); 7.05 (m, 2H); 5.8 (s, 2H), 4.88 (m, 1H); 3.0–3.24 (m, 2H), 2.96 (s, 3H); 2.24 (m, 1H); 1.5 (m, 2H); 1.1 (m, 6H).

SYNTHESIS OF COMPOUND 27b

Compound **27b** was synthesized from **25a** following procedures similar to the transformation of **11** to **12** (Method 3).

¹H NMR (CD₃OD) of **27b**: δ 8.12 (m, 1H), 8.01 (m, 1H), 7.80 (m, 1H), 7.62 (m, 2H); 7.23 (m, 2H); 7.01 (m, 2H); 5.57 (s, 2H), 3.1–3.3 (m, 2H); 2.74 (s, 3H); 2.14 (m, 1H), 1.54 (m, 1H); 1.46 (m, 1H).

METHOD 9



SYNTHESIS OF 28

Compound **28** was synthesized from **16** following procedures similar to the transformation of **16** to **19** (Method 5).

SYNTHESIS OF 29

Compound **28** was synthesized following a procedure similar to the transformation of **7** to **8** (Method 2).

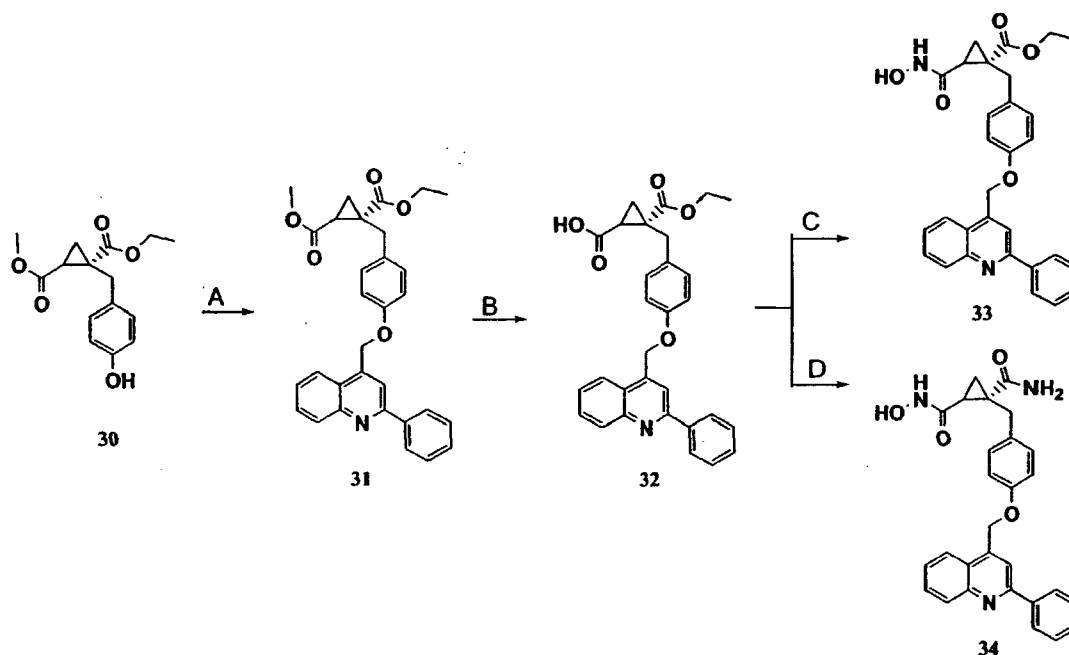
CHIRAL RESOLUTION OF 29

Compound **29** was resolved with a Chiralpak AS column eluting with 40% iPrOH/hexanes (0.1% AcOH) at 70 mL/min. The first peak at was collected as enantiomer **29a** and the second peak was collected as enantiomer **29b**.

SYNTHESIS OF COMPOUND 30

To a methanolic solution of **29a** (0.5 g) was added 6 drops of sulfuric acid and the solution was refluxed for 1 h. After removal of methanol, the residue was partitioned in a mixture of DCM/water. The water layer was extracted with DCM (3x) and the combined organic layer was dried and solvent evaporated to give 0.51 g of product **30**.

METHOD 10



SYNTHESIS OF COMPOUND 31

Compound **31** was synthesized from **30** following a procedure similar to the transformation of **6** to **7** (Method 2) or **19a** to **23** (Method 7).

SYNTHESIS OF COMPOUND 32

To a solution of Compound **31** (0.08 g) in 4 mL of methanol was added 100 mg LiOH in 1 mL of water. The suspension was stirred for 2h at rt and the solution was partitioned in a mixture of DCM/saturated ammonium chloride. The aqueous layer was extracted with DCM and the combined organic layer was dried and solvent removed to give 75 mg of crude **32** which was used for next step without purification.

SYNTHESIS OF COMPOUND 33

Compound **33** was synthesized from **32** following procedures similar to the transformation from **8** to **10** (Method 2).

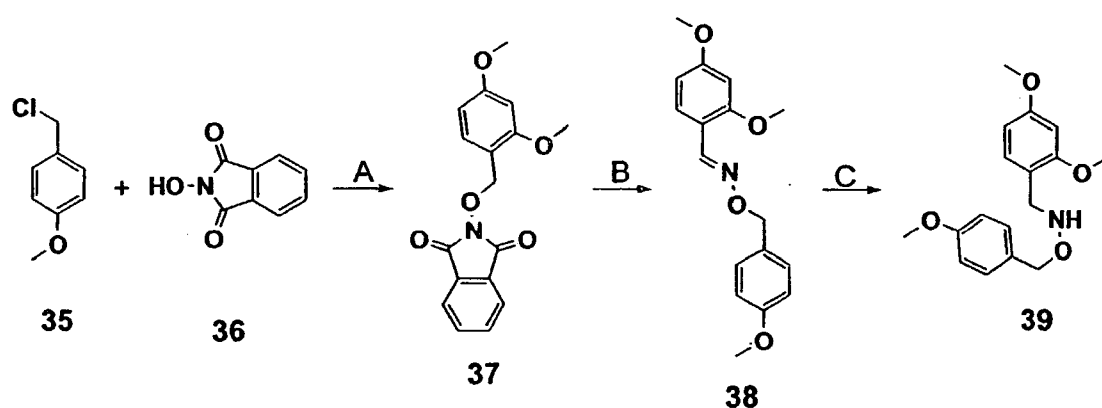
^1H NMR ($\text{CD}_3\text{CN}/\text{D}_2\text{O}$, 2:1): δ 8.07-8.18 (m, 5H), 7.8 (m, 1H), 7.60 (m, 1H), 7.5 (m, 3H); 7.23 (m, 2H); 7.01 (m, 2H); 5.57 (m, 2H), 3.97 (m, 2H); 2.9-3.2 (m, 2H); 2.2 (m, 1H); 1.5 (m, 2H); 1.1 (m, 3H).

SYNTHESIS OF COMPOUND 34

Compound **34** was synthesized from **32** following a procedure similar to the transformation from **8** to **9** (Method 2) and then **9** to **12** (Method 3).

^1H NMR (CD_3OD) of **34**: δ 8.3-8.5 (m, 3H), 8.05-8.15 (m, 3H), 7.85-7.97 (m, 1H), 7.62-7.76 (m, 3H); 7.26 (m, 2H); 7.10 (m, 2H); 5.8 (s, 2H), 3.1-3.3 (m, 2H); 2.14 (m, 1H), 1.54 (m, 1H); 1.46 (m, 1H).

METHOD 11



SYNTHESIS OF COMPOUND 37

A solution of 11.5 g of **35** (7.4 mmol), **36** (1 eq) and Diisopropylethylamine (1.5 eq) in 200 mL Acetonitrile was refluxed for 3 h. After removing all the solvent, the solid (**37**, 22 g) was used for next step without purification.

SYNTHESIS OF COMPOUND 38

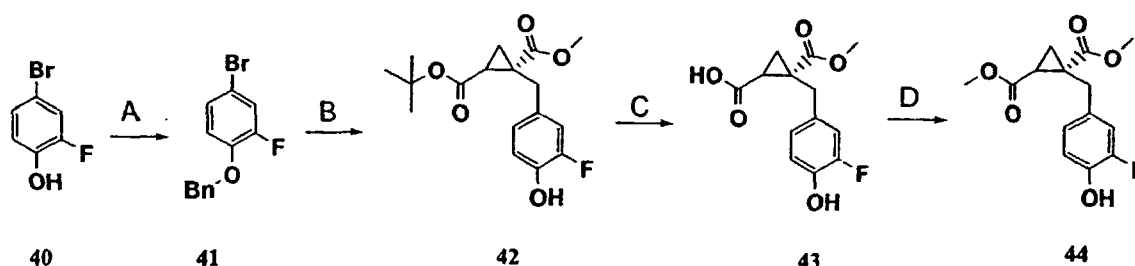
A solution of compound **37** (22 g) and 300 mL of 20% hydrazine monohydrate in methanol was refluxed for 20 minutes. After removal of the solvents, the solid was partitioned between 1N NaOH and DCM. The aq layer was extracted with DCM (x3) before the combined organic layers were dried and evaporated to give 9.5g crude product. The hydroxylamine was mixed with 9.0 g of 2,4-dimethoxybenzaldehyde, 10 g of sodium acetate in 200 mL of acetic acid. After the mixture was refluxed for 2 h, white precipitates formed upon cooling of the reaction. After removal of the solvent, the content was

dissolved into DCM and the organic phase was washed with water. After removal of solvent, the solid was recrystallized from MeOH to give 11 g of **38** as a white solid.

SYNTHESIS OF COMPOUND 39

To a solution of compound **38** (11 g, 36 mmol) in 200 mL acetic acid was added sodium cyanoborohydride (4 eq). The reaction was stirred for 30 min, and after removal of solvents, the solid was partitioned between saturated sodium carbonate/DCM and the aqueous layer was extracted with DCM (3x). The combined organic layers were dried and evaporated. The residue was chromatographed with a silica gel column using ethyl acetate in hexane as elutant to give 9.5 gram crude product **39**.

METHOD 12



SYNTHESIS OF COMPOUND 41

Compound **41** was synthesized from **40** following a procedure similar to the transformation from **2** to **3** (Method 1).

SYNTHESIS OF COMPOUND 42

Compound **42** was synthesized from **41** following procedures similar to the transformation from **16** to **19** (Method 5).

SYNTHESIS OF COMPOUND 43

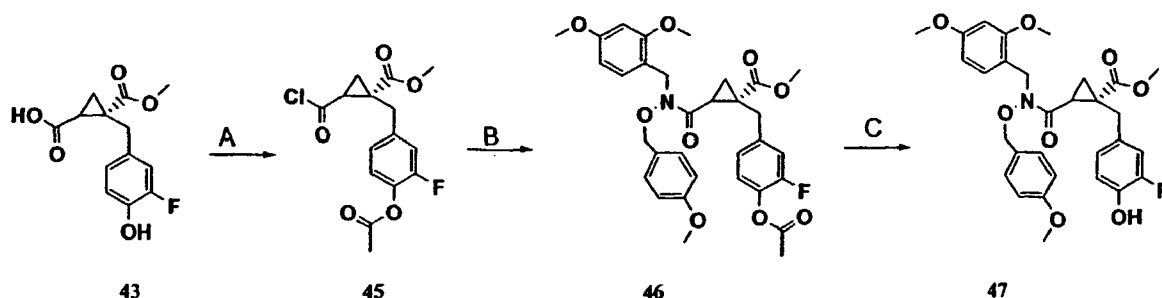
Compound **43** was synthesized from **42** following a procedure similar to the transformation from **7** to **8** (Method 2).

CHIRAL RESOLUTION OF 43

Compound **43** was resolved with a procedure similar to the resolution of compound **29**. The first peak at was collected as enantiomer **43a** and the second peak was collected as enantiomer **43b**.

SYNTHESIS OF COMPOUND 44

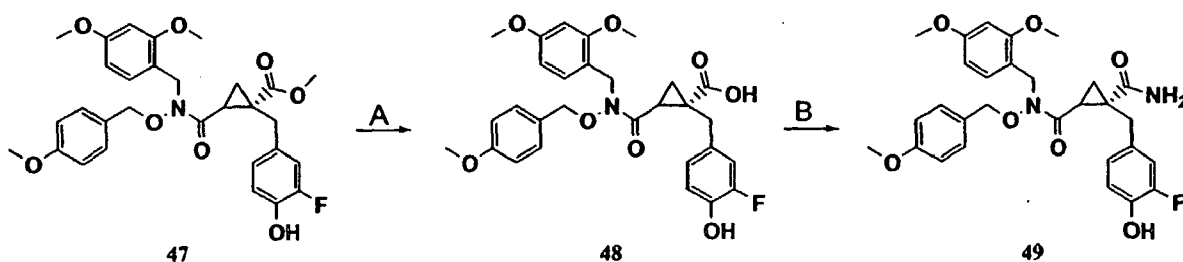
Compound **44** was synthesized from **43a** following a procedure similar to the transformation from **29** to **30** (Method 9).

METHOD 13**SYNTHESIS OF COMPOUND 45**

To a cooled solution of compound 43 (5.5 g, 20.5 mmol), DMAP (1mmol), diisopropylethylamine (2.0 eq) in 40 mL anhyd. DCM at 0°C was added acetyl chloride. The starting material disappeared in 30 min and the reaction mixture was washed with 0.5 N HCl. After removal of solvent, the residue was dissolved in 30 mL of anhyd. DCM followed by addition of oxalyl chloride (3 eq) and 2 drops of DMF. The reaction was kept overnight under rt and solvent evaporated to give a crude product 45 as an oil, which was used for next step without further purification.

SYNTHESIS OF COMPOUND 47

After evaporating solvent from the DCM solution of 45 three times, the crude acid chloride was dissolved in 20 mL of DCM followed by addition of a 5 mL DCM solution of compound 39 with 2 eq of diisopropylethylamine. After the solution was stirred overnight at rt, the solvent was evaporated to give the crude product 46. After the crude product was treated with 7N ammonia in methanol for 30 min, the solvent was removed and the residue chromatographed on a silica gel column eluted with ethyl acetate and hexane to give 5.1 g of product 47.

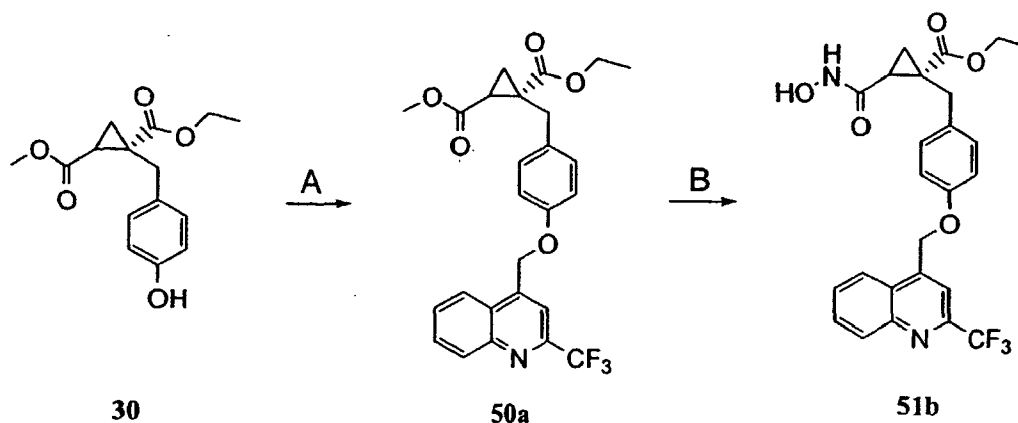
METHOD 14**SYNTHESIS OF COMPOUND 48**

Compound **48** was synthesized from compound **47** following a procedure similar to the transformation from **9** to **11** (Method 3).

SYNTHESIS OF COMPOUND 49

Compound **49** was synthesized from compound **48** following procedures similar to the transformation from **11** to **11a** (Method 3).

METHOD 15



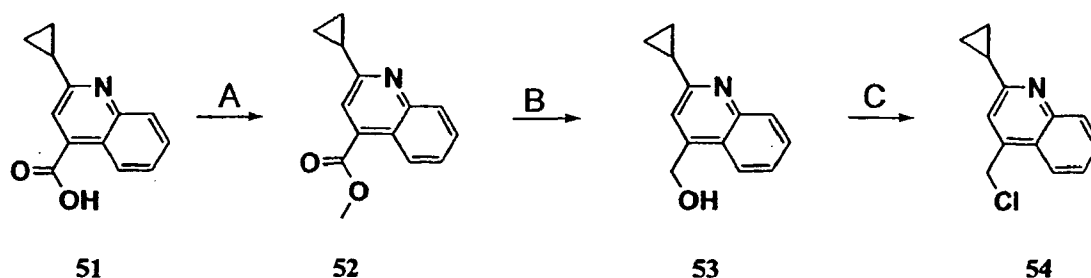
SYNTHESIS OF COMPOUND 50a

Compound **50a** was synthesized following a procedure similar to the transformation from **30** to **31** (Method 10).

SYNTHESIS OF COMPOUND 51b

Compound **50a** (98 mg, 2 mmol) was dissolved in MeOH and hydroxylamine hydrochloride (440 mg, 6.3 mmol) and DBU (1.76 mL, 11.8 mmol) were added. The reaction mixture was stirred at rt for 2 h. AcOH (680 μ L, 11.8 mmol) was added and the reaction mixture was concentrated to dryness. The crude product was purified via silica gel chromatography using 95:5 CH_2Cl_2 :MeOH as the mobile phase to give 12 mg of **51b**.

^1H NMR (300 MHz, CDCl_3): δ 7.90 (m, 1H), 7.80 (m, 1H), 7.63 (s, 1H), 7.58-7.50 (m, 1H), 7.46-7.43 (m, 1H), 6.89 (m, 2H), 6.64 (m, 2H), 5.28 (s, 2H), 3.73-3.70 (m, 2H), 2.98 (s, 2H), 1.92 (m, 1H), 1.25-1.21 (m, 2H), 0.81 (m, 3H).

METHOD 16SYNTHESIS OF COMPOUND 52

To a mixture of compound **51** (0.5 gram) in 30 mL of methanol was added sulfuric acid (1.5 eq) and the mixture was refluxed for 6 h. After removal of the solvent, the residue was dissolved in DCM and the solution was washed with sat sodium bicarbonate. The organic layer was dried and solvent evaporated to give 0.5 g of product **52**, which was used without purification for next step.

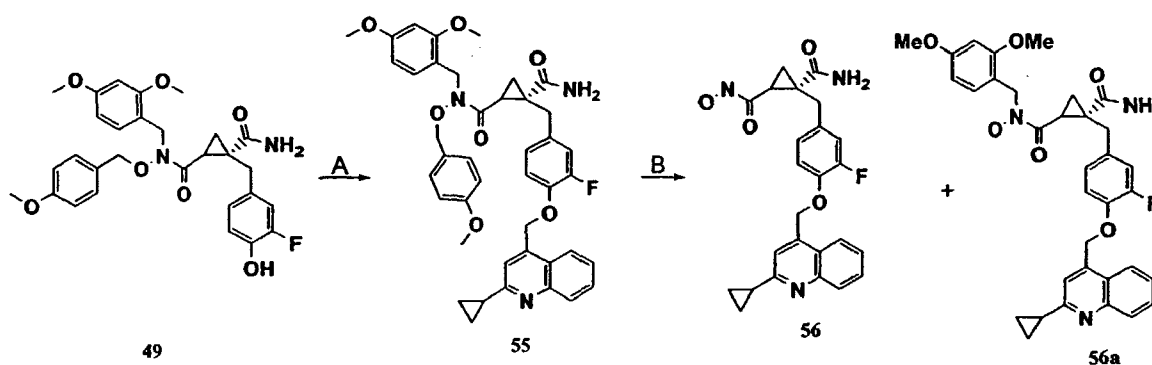
SYNTHESIS OF COMPOUND 53

To a solution of compound **52** (0.5 gram) in 20 mL of methanol was added sodium borohydride (2 eq), and the mixture was stirred overnight. After the removal of solvent, the residue was partitioned in DCM and water. The aqueous layer was extracted (3x) and the combined organic layer was dried, solvent evaporated to give compound **53** (0.45 g) which was used for next step without purification.

^1H NMR (CDCl_3) δ 7.96 (d, 1 H); 7.81 (d, 1 H); 7.61 (m, 1 H); 7.41 (m, 1 H); 7.21 (s, 1 H); 5.13 (s, 2H); 2.20 (m, 1H); 1.06 (m, 4 H).

SYNTHESIS OF COMPOUND 54

To a solution of compound **53** (0.5 gram) in 20 mL of anhyd. DCM was added thionyl chloride (2 eq), and the mixture was stirred for 30 min. After removal of solvent, the residue was partitioned in DCM and water. The aqueous layer was extracted(3x) and the combined organic layer was dried, solvent evaporated to give compound **54** (0.55 g) which was used for next step without purification.

METHOD 17SYNTHESIS OF COMPOUND 55

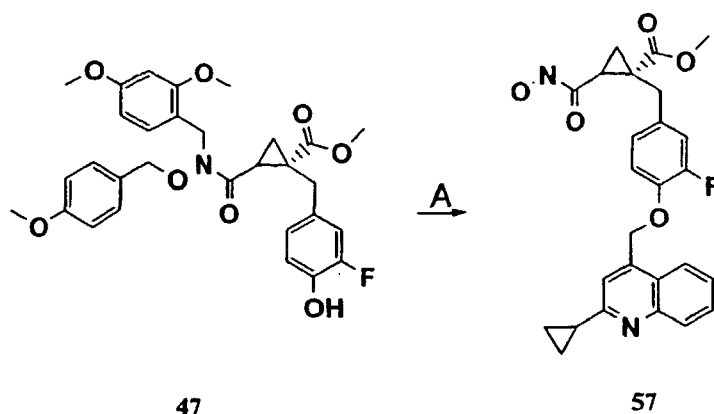
To a 1 mL DMF solution of 20 mg of **49** (0.036mmol), 9 mg of **54** as a HCl salt (0.035 mmol) and 2 mg of tetrabutylammonium iodide was added with 200 mg of potassium carbonate and the mixture was stirred overnight. After removal of DMF, the residue was chromatographed to give 23 mg of product **55**.

SYNTHESIS OF COMPOUND 56

To a solution of compound **55** in 1 mL of DCM was added 5 eq of triethylsilane and 1 mL TFA. The solution was let stand for 2 h and the solvent evaporated. The residue was chromatographed with a C-30 reverse phase HPLC eluted with 5 – 95% acetonitrile in water to give 15 mg of **56**.

¹H NMR (CD₃OD): δ 8.08 (m, 1H); 7.95 (m, 1H); 7.75 (m, 1H); 7.55 (m, 1H); 7.4 (s, 1H); 7.0-7.2 (m, 3H); 5.6(s, 2H); 3.1-3.3 (m, 2H); 2.3 (m, 1H); 2.15(m, 1H); 1.55(m, 1H); 1.45(m, 1H); 1.05-1.2 (m, 4H).

METHOD 18

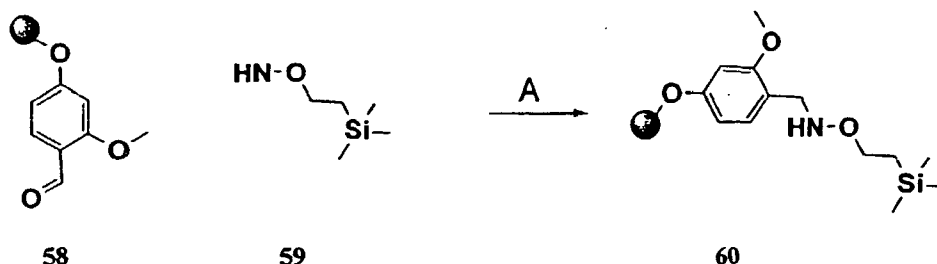


SYNTHESIS OF COMPOUND 57

Compound **57** was synthesized following procedures similar to the transformation of **49** to **56** (Method 17).

^1H NMR (CD_3OD): δ 8.08 (m, 1H); 7.95 (m, 1H); 7.75 (m, 1H); 7.55 (m, 1H); 7.4 (s, 1H); 7.0-7.2 (m, 3H); 5.6 (s, 2H); 3.61 (s, 3H); 3.0-3.25 (m, 2H); 2.3 (m, 2H); 1.55 (m, 2H); 1.05-1.2 (m, 4H).

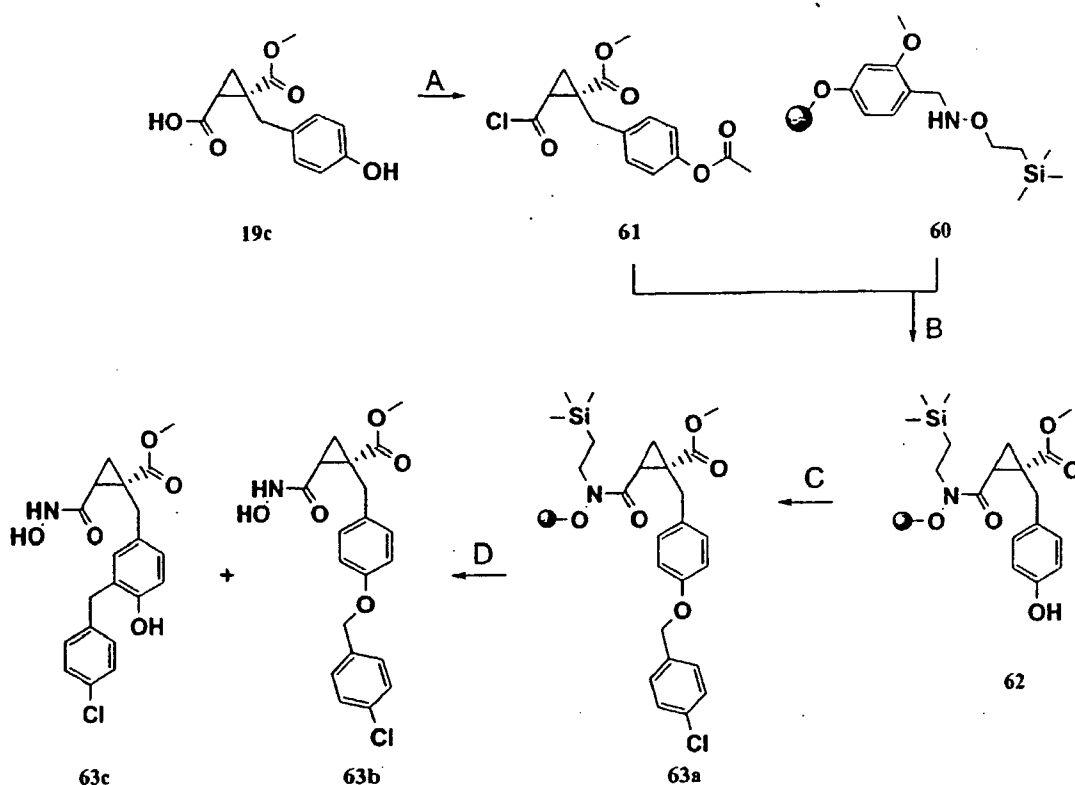
METHOD 19



SYNTHESIS OF RESIN 60

The mixture of 8.3 gram pre-swelled resin **58** (0.91 mmol/g) and 1.1 eq of **59** as a HCl salt in 20 mL of 10:20:70 solvent mixture of HOAc:MeOH:THF was agitated overnight. After the resin was washed with MeOH, THF and DCM, it was preswelled in 20 mL anhyd. DCM. After the mixture was cooled down to 0°C , 15 equivalent of $\text{BH}_3\cdot\text{Py}$ and 23 eq of dichloroacetic acid were added. After the reaction was agitated overnight, the resin was washed with MeOH, THF and DCM and dried *in vacuo* to give resin **60**.

METHOD 20



SYNTHESIS OF COMPOUND 61

Compound **61** was synthesized following procedures similar to the transformation from **43** to **45** (Method 13).

Synthesis of resin bound compound 62

Compound **61** (150 mg, 0.46 mmol) was dissolved in 2 mL of anhyd DCM and the solution was added to 178 mg of resin **60** with 0.2 mL of DIEA. The final mixture was agitated for 12 h before the resin was washed with 20% piperidine in DMF followed by wash with combination of MeOH, DCM and THF. The loading level of the final resin was determined to be 0.4 mmol/g after cleavage with 75% TFA in DCM overnight.

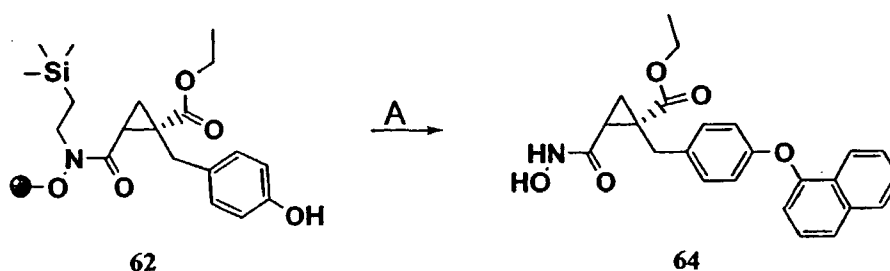
SYNTHESIS OF RESIN BOUND COMPOUND 63b and 63c.

To preswelled resin **62** (75 mg) with anhyd THF was added 5 eq of 1,1'-(azodicarboxyl)dipiperidine, 5 eq of 2,3-dichlorobenzylalcohol and 7 eq of tributylphosphine in 3 mL of THF under nitrogen. The final reaction mixture was heated to 70 °C with agitation overnight. After washing with MeOH, DCM and THF, the resin was cleaved with 75% TFA in DCM for 2 h. The residue after removal of the solvent was purified with a C-18 reverse phase column eluted with 5-95% of MeCN in water to give desired products **63b** and **63c**.

^1H NMR (CD_3OD) for **63b**: δ 7.36-7.43 (m, 4H); 7.14-7.17 (m, 2H); 6.86-6.88 (m, 2H); 5.03 (2H, s); 3.61 (3H, s); 2.96-3.20 (2H, m); 2.23-2.27 (1H, m); 1.52-1.54 (2H, m).

^1H NMR (CD_3OD) for **63c**: δ 7.17-7.23 (m, 4H); 6.89-6.93 (m, 2H); 6.65-6.67 (m, 1H); 3.87 (s, 2H); 3.54 (3H, s); 2.86-3.12 (2H, m); 2.18-2.22 (1H, m); 1.47-1.49 (2H, m).

METHOD 21

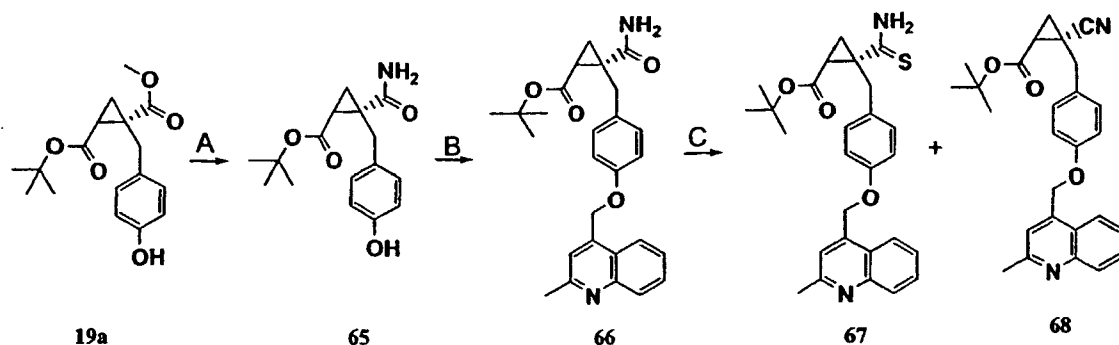


SYNTHESIS OF COMPOUND 64

To pre-swelled resin **62** (75 mg) was added 100mg 5 micron 4 Å molecular sieves, 2 eq. of anhyd. copper acetate, and 5 eq of 1-naphthylboronic acid followed by 2mL of anhyd. DCM. The reaction mixture was agitated at rt overnight and the resin washed with THF. The above procedure was repeated before the resin was washed with MeOH, DCM, THF, and cleaved with 75%TFA in DCM for 2 h. After removal of organic solvent, the residue was purified with a C-18 reverse phase column eluted with 5-95% MeCN in water to give 4 mg of desired product **64**.

^1H NMR (CD_3OD): δ 8.1 (m, 1H); 7.85 (m, 1H); 7.6 (m, 1H); 7.5 (m, 2H); 7.37 (m, 1H); 7.23 (m, 2H); 6.95 (m, 2H); 6.86 (m, 1H); 4.07(m, 2H); 3.1-3.3 (m, 2H); 2.23 (m, 1H); 1.55 (m, 2H); 1.16 (m, 3H).

METHOD 22



SYNTHESIS OF COMPOUND 65

Compound **65** was synthesized from **19** following procedures similar to transformation from compound **9** to **11a** (Method 3)

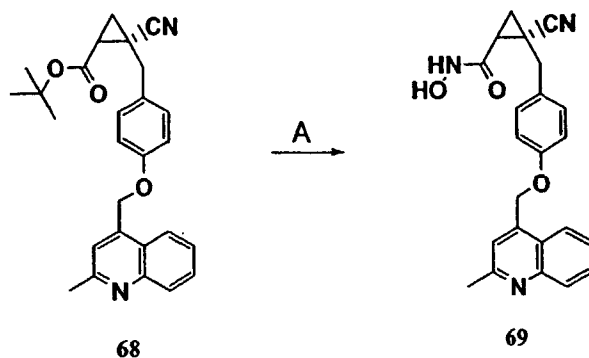
SYNTHESIS OF COMPOUND 66

Compound **66** was synthesized from **65** following a procedure similar to transformation from compound **2** to **3** (Method 1) or **19a** to **23** (Method 7).

SYNTHESIS OF COMPOUND 67 AND 68

Lawesson's reagent (250 mg, 0.62 mmol) was added to amide **66** (544 mg, 1.2 mmol) in toluene and the reaction was refluxed for an hour before another 0.5 equiv of Lawesson's reagent was added. The reaction was heated for one more hour and the mixture was diluted with DCM, washed with a saturated sodium bicarbonate(3x) and water(3x). The organic extract was dried over sodium sulfate and concentrated. The crude material was purified via flash chromatography eluting with a 0-2% 2N NH₃/CH₃OH:CH₂Cl₂ gradient affording a 1:4 ratio of thioamide **67** to nitrile **68**.

METHOD 23

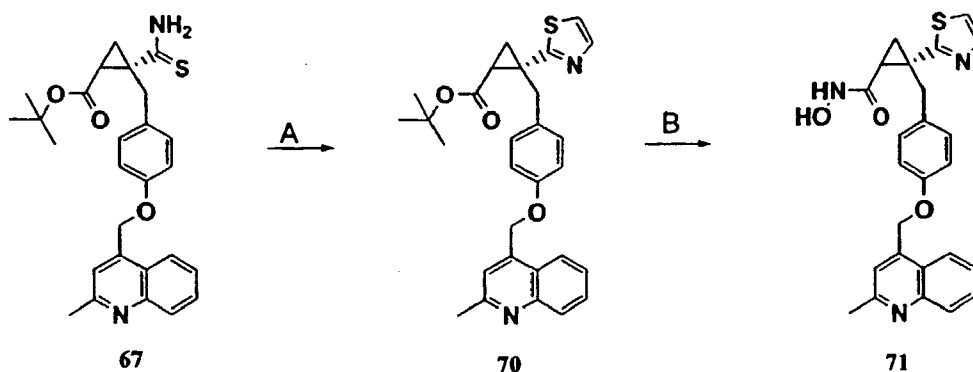


SYNTHESIS OF COMPOUND 69

Compound **69** was synthesized from **68** following procedures similar to the transformation of **7** to **10** (Method 2).

^1H NMR (CD_3OD): δ 8.45 (m, 1H); 8.16 (m, 3 H); 7.97 (m, 1H) 7.3 (m, 2H); 7.15 (m, 2H); 5.87 (s, 2H); 3.09 (s, 2H); 3.07 (s, 3H); 2.25 (m, 1H); 1.6 (m, 2H).

METHOD 24



SYNTHESIS OF COMPOUND 70

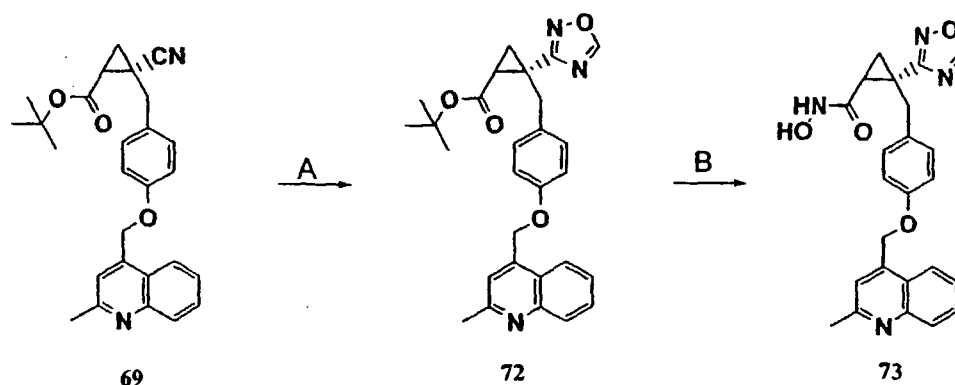
A 50% aq. chloroacetaldehyde solution (0.100 mL, 0.79 mmol) and potassium bicarbonate (80 mg, 0.8 mmol) was added to thioamide **67** (74 mg, 0.16 mmol) in tetrahydrofuran. The solution was stirred overnight at room temperature. The reaction was concentrated and the residue was partitioned between DCM and water. The organic extracts were washed with water (3x), dried over sodium sulfate and concentrated. The crude material was dissolved in DCM (2 mL) with diisopropylethylamine (0.056 mL, 0.032 mL) and the solution was cooled to 0 °C before trifluoroacetic anhydride (0.040 mL, 0.03 mmol) was added. The reaction was stirred at room temperature for 1.5 hr before it was concentrated. The residue was dissolved in DCM, washed with a saturated bicarbonate(3x), and water (3x). The organic extracts were dried over sodium sulfate and concentrated. The crude material was purified via flash chromatography eluted with 0-3% 2N NH_3 in $\text{CH}_3\text{OH}/\text{CH}_2\text{Cl}_2$ gradient to afford **70**.

SYNTHESIS OF COMPOUND 71

Compound **71** was synthesized following procedures similar to the transformation of **7** to **10** (Method 2).

^1H NMR (CD_3OD): δ 8.45 (m, 1H); 8.10 (m, 2 H); 8.08 (m, 1H); 7.97 (m, 1H) 7.58 (m, 1H); 7.36 (m, 1H); 7.14 (m, 2H); 7.01 (m, 2H); 5.80 (s, 2H); 3.3-3.5 (m,); 2.95 (s, 3H); 2.25 (m, 1H); 1.83 (m, 1H); 1.77 (m, 1H).

METHOD 25



SYNTHESIS OF COMPOUND 72

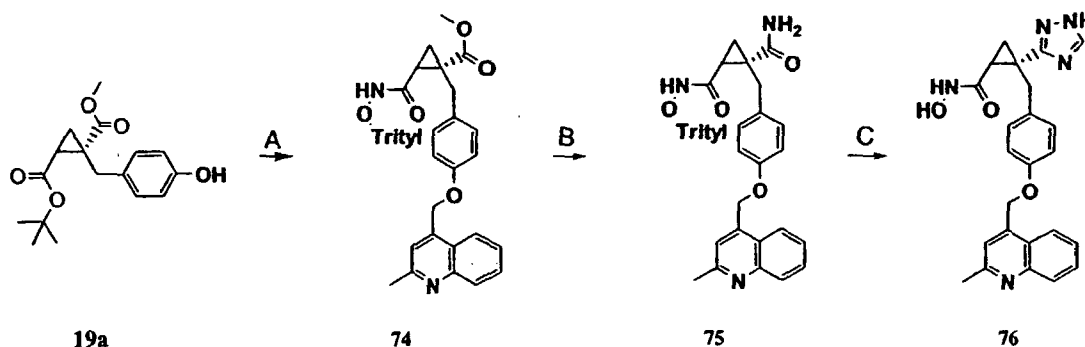
Hydroxylamine hydrochloride (186 mg, 2.7 mmol) and diisopropylethylamine (0.47 mL, 2.7 mmol) were combined in ethanol and agitated for 30 minutes before compound **69** (105 mg, 0.25 mmole) was added to the solution. The reaction was irradiated in a microwave for five minutes at 100 °C followed by addition of 10 eq of both hydroxylamine hydrochloride and diisopropylethylamine. The reaction was irradiated with a microwave for five additional minutes at 100 °C before the reaction was concentrated. The residue was dissolved in DCM and washed with a saturated aqueous solution of sodium bicarbonate (3x) and water (3x). The organic extracts were dried over sodium sulfate and concentrated to afford 113 mg of crude material. Pyridinium-p-toluenesulfonate (63 mg, 0.25 mmol) and triethylorthoformate (1 mL, 6.0 mmol) were added to the above crude material in ethanol followed by irradiation in a microwave for 5 minutes at 100 °C. The reaction was concentrated and the resulting oil was dissolved in DCM, washed with a sat sodium bicarbonate (3x) and water (3x). The organic extracts were dried over sodium sulfate and concentrated. The crude material was chromatographed with a silica gel column eluted with a 0-3% 2*N* NH₃ in CH₃OH/CH₂Cl₂ gradient to afford **72**.

SYNTHESIS OF COMPOUND 73

Compound **73** was synthesized from **72** following procedures similar to the transformation of **7** to **10** (Method 2).

^1H NMR (CD_3OD): δ 9.05 (s, 1H); 8.41 (m, 1H); 8.10 (m, 3 H); 7.91 (m, 1H); 7.25 (m, 2H); 7.02 (m, 2H); 5.80 (s, 2H); 3.3-3.5 (m,); 2.95 (s, 3H); 2.25 (m, 1H); 1.75 (m, 1H); 1.64 (m, 1H).

METHOD 26



SYNTHESIS OF COMPOUND 74

Compound **74** was synthesized from **19a** following procedures similar to the transformation from **6b** to **9** (Method 2).

SYNTHESIS OF COMPOUND 75

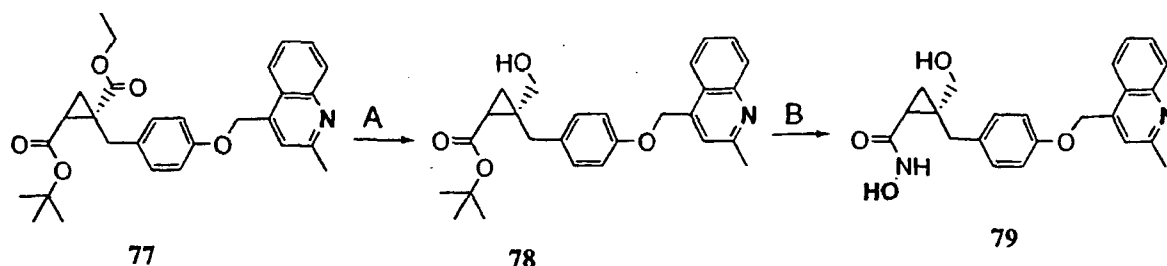
Compound **75** was synthesized from **74** following procedures similar to the transformation from **9** to **11a** (Method 3).

SYNTHESIS OF COMPOUND 76

Amide **75** (10 mg) was dissolved in 1 mL of *N,N*-dimethylformamide-dimethyl acetal and irradiated with a microwave at 100 °C for 5 minutes. After the solution was concentrated, the residue was dissolved in glacial acetic acid before hydrazine monohydrate was added. The reaction was irradiated again with a microwave for 100 °C for 5 minutes and the solution was concentrated. The final product mixture was purified via reverse phase HPLC eluting with a 0-95% $\text{CH}_3\text{CN}/\text{H}_2\text{O}$ gradient to give compound **76**.

^1H NMR (CD_3OD): δ 8.35 (m, 1H); 8.7-8.17 (m, 4 H); 7.91 (m, 1H); 7.10 (m, 2H); 6.98 (m, 2H); 5.76 (s, 2H); 3.3-3.5 (m,); 2.95 (s, 3H); 2.08 (m, 1H); 1.68 (m, 2H).

METHOD 27



SYNTHESIS OF COMPOUND 77

Compound **77** was synthesized from **28** following a procedure similar to transformation from compound **2** to **3** (Method 1) or **19** to **23** (Method 7).

SYNTHESIS OF COMPOUND 78

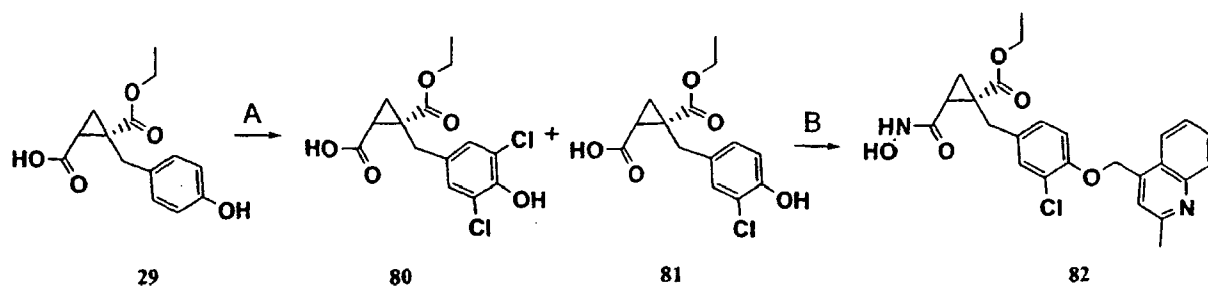
Sodium borohydride (48 mg, 1.3 mmol) was added to a solution of **77** (60 mg, 0.13 mmol) in methanol under reflux. Additional amount of sodium borohydride was added until the starting material is completely consumed. After the reaction was concentrated, the residue was partitioned between DCM and water. The aqueous solution was extracted with DCM (3x) and the combined organic layers were washed with a sat. solution of NaHCO₃ (3x), H₂O (3x), dried over sodium sulfate. After removal of solvent, the crude material was purified via flash chromatography eluted with ethyl acetate/hexane to afford **78**.

SYNTHESIS OF COMPOUND 79

Compound **78** was treated with 30% trifluoroacetic acid in DCM (1-2 mL) for 2.5 h followed by removal of solvent. The residue was treated with 2N NH₃ in methanol followed by removal of solvent. The residue was used for the synthesis of compound **79** following procedures similar to the transformation of **8** to **10** (Method 2).

¹H NMR (CD₃OD) of **79**: δ 8.35 (m, 1H); 8.13 (m, 1H); 8.01 (m, 1H); 7.96 (s, 1H); 7.84 (m, 1H); 7.21 (m, 2H); 7.05 (m, 2H); 5.76 (s, 2H); 3.2-3.3 (m,); 2.93 (m, 5H); 1.54 (m, 1H); 1.29 (m, 1H); 0.96 (m, 1H).

METHOD 28



SYNTHESIS OF COMPOUND 80 AND 81

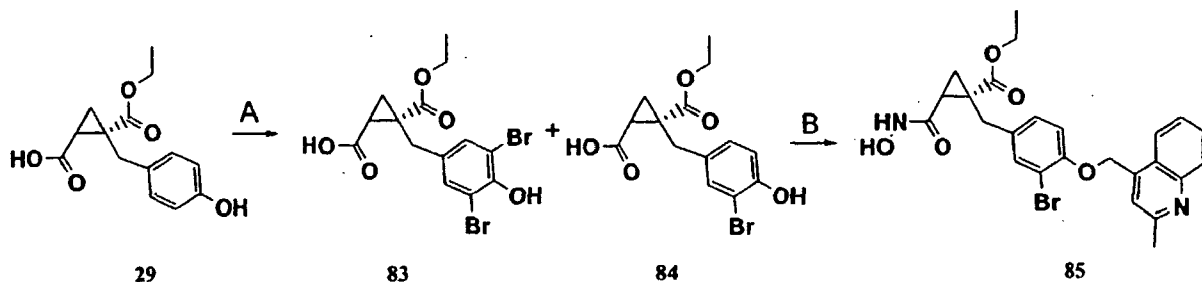
To a 2 mL solution of 0.264 g (1 mmol) of **29** was added N-chlorosuccinate (1.1 eq) and the solution was stirred for 2 h. After removal of solvent, the product mixture was purified via a C-18 reverse phase column eluted with 5 – 95% acetonitrile in water get pure 0.20 g of **80** and 0.05 g of **81**.

SYNTHESIS OF COMPOUND 82

Compound **82** was synthesized from **81** following a procedure similar to transformation from **29** to **30** (Method 9) and **30** to **33** (Method 10).

^1H NMR (CDCl_3): δ 8.10 (m, 1 H); 7.85 (m, 1H); 7.70 (m, 1H); 7.54 (m, 1H); 7.26 (m, 2H); 6.98 (m, 1H); 6.71 (m, 1H); 5.41 (s, 2H); 4.1 (m, 2H); 3.14 (m, 2H); 2.73 (s, 3H); 2.23 (m, 1H); 1.65 (m, 1H); 1.56 (m, 1H); 1.16 (m, 3H).

METHOD 29



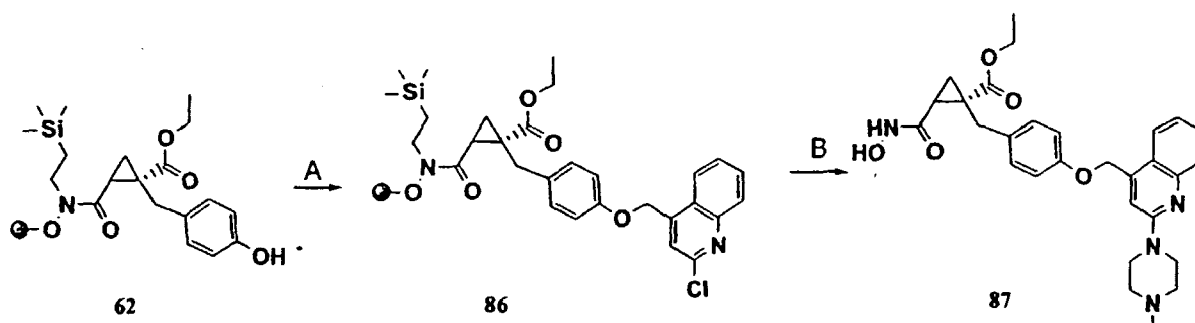
SYNTHESIS OF COMPOUND 83 AND 84

Compounds **83** and **84** were synthesized from **29** following procedures similar to transformation of **29** to **80** and **81** (Method 28).

SYNTHESIS OF COMPOUND 85

Compound **85** was synthesized from **84** following a procedure similar to transformation from **29** to **30** (Method 9) and from **30** to **33** (Method 10).

^1H NMR (CD_3OD): δ 8.41 (m, 1 H); 8.06-8.22 (m, 3H); 7.94 (m, 1H); 7.54 (m, 1H); 7.26 (m, 2H); 5.88 (s, 2H); 4.07 (m, 2H); 2.98-3.25 (m, 2H); 2.87 (s, 3H); 2.23 (m, 1H); 1.54 (m, 2H); 1.16 (m, 3H).

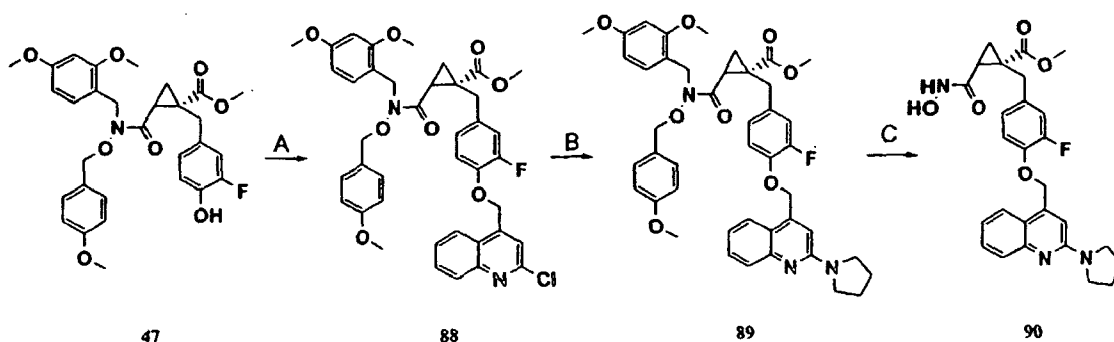
Method 30SYNTHESIS OF COMPOUND 86

Compound 86 was synthesized following a procedure similar to the transformation of 62 to 63a (Method 20).

SYNTHESIS OF COMPOUND 87

A mixture of resin 86 (0.070 g, ~ 0.7 mmol/g) and 1-methyl piperazine (0.5 mL) in toluene (1 mL) was agitated at 80 °C for 68 hours. The liquid was drained, and the resin was washed with an alternating cycle of CH₂Cl₂ (3x), THF (3x), and MeOH (3x). The resin was dried under vacuum for 10 minutes. The cartridge was charged with 75% TFA/CH₂Cl₂ and agitated at room temperature for 24 hours. The liquid was collected, and the resulting black resin was washed with CH₂Cl₂ (3x). The solvent was removed, and the residue was purified by reverse phase HPLC to provide 87.

¹H NMR (CD₃OD): δ 7.92-7.90 (m, 1H), 7.75-7.73 (m, 1H), 7.63-7.58 (m, 1H), 7.37-7.34 (m, 2H), 7.21-7.19 (m, 2H), 6.99-6.97 (m, 2H), 5.48 (s, 2H), 4.09-3.98 (m, 6H), 3.29-3.27 (m, 4H), 3.22-3.18 (m, 1H), 3.04-3.00 (m, 1H), 2.86 (s, 3H), 2.28-2.23 (m, 1H), 1.55-1.53 (m, 2H), 1.17-1.13 (m, 3H).

METHOD 31

SYNTHESIS OF COMPOUND 88

Compound **88** was prepared from **49** following a procedure similar to the transformation of **2** to **3** (Method 1).

SYNTHESIS OF COMPOUND 89

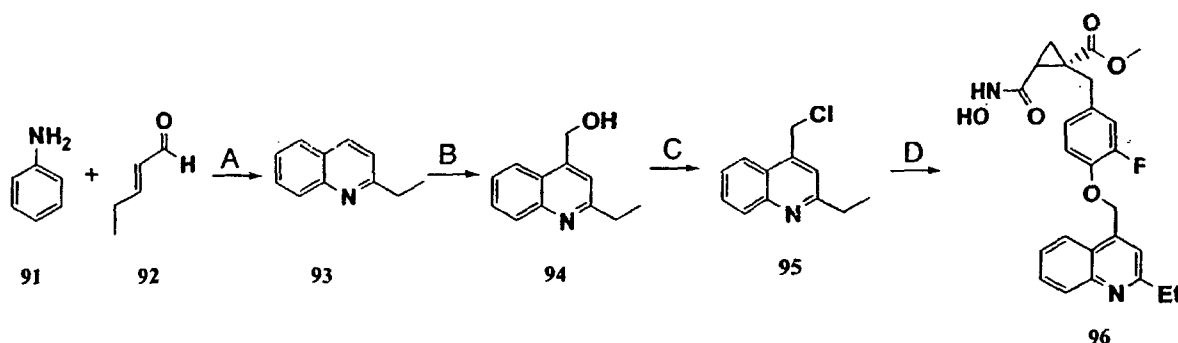
A mixture of **88** and pyrrolidine in DME was irradiated in a microwave (100 °C for 25 minutes). The mixture was concentrated and purified by reverse phase HPLC to provide the product **89**.

SYNTHESIS OF COMPOUND 90

Compound **90** was prepared from **89** following a procedure similar to the transformation from **55** to **56** (Method 17).

¹H NMR (CD₃OD): δ 8.06-8.03 (m, 1H), 7.95-7.93 (m, 1H), 7.83-7.80 (m, 1H), 7.57-7.53 (m, 1H), 7.40-7.38 (m, 1H), 7.23-7.19 (m, 1H), 7.09-7.02 (m, 2H), 5.63 (s, 2H), 3.82-3.78 (m, 4H), 3.63 (s, 3H), 3.22-3.18 (m, 1H), 3.06-3.02 (m, 1H), 2.31-2.05 (m, 5H), 1.58-1.52 (m, 2H).

Method 32



SYNTHESIS OF COMPOUND 93

To a 250 mL round bottom flask containing aniline (1.8 mL, 20 mmol) was added concentrated HCl (5 mL) followed by chloranil (4.9g 20mmol) and *n*-BuOH. The mixture was heated to reflux and stirred vigorously at which time a solution of pentenal (2.4 mL, 24.5 mmol) in *n*-BuOH (2 mL) was added slowly over a 45 minute period. After the addition was complete, the mixture was refluxed for another 20 minutes and then cooled to room temperature. The mixture was diluted with ethyl acetate, and the organic layer was separated which was discarded. The aqueous phase was basicified with a saturated solution of Na₂CO₃ and extracted with ethyl acetate (3x). The

collected organic layers were dried (Na_2SO_4), filtered, and concentrated. The brown oil was purified by flash chromatography to give compound **93**.

SYNTHESIS OF COMPOUND 94

To a solution of **93** (0.927, 5.9 mmol) in MeOH (12 mL) and H_2O (6 mL) was added concentrated H_2SO_4 (0.300 mL) followed by iron powder (0.100 g, 1.8 mmol). The reaction was evacuated and flash with nitrogen (3x) and then cooled to 0 °C. Hydroxylamine-O-sulfonic acid (2.0 g, 17.7 mmol) was added and the resulting mixture was stirred at 0 °C for 15 minutes and at room temperature for 5 hours. The mixture was basicified with a saturated Na_2CO_3 solution and diluted with CH_2Cl_2 . The organic layer was removed, and the aqueous layer was extracted with CH_2Cl_2 (4x). The combined organic layers were dried (Na_2SO_4), filtered, and concentrated. The residue was purified by flash chromatography to give compound **94**.

SYNTHESIS OF COMPOUND 95

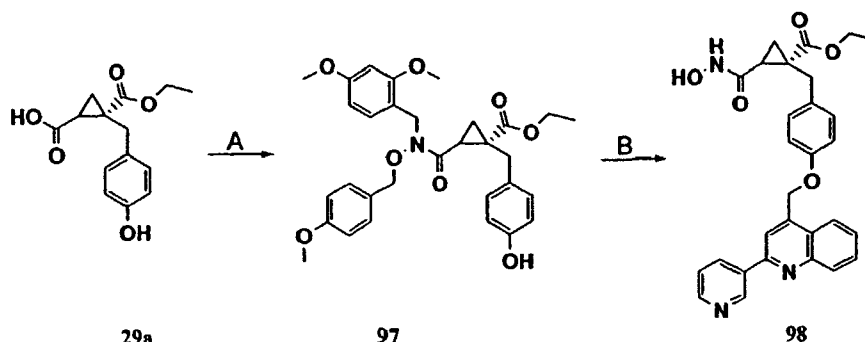
Compound **95** was synthesized from **94** following a procedure similar to the transformation of **53** to **54** (Method 16).

SYNTHESIS OF COMPOUND 96

Compound **96** was synthesized from **95** following a procedure similar to the transformation of **47** to **57** (Method 18).

^1H NMR (CD_3OD): δ 8.10 (m, 1H), 8.03 (m, 1H), 7.79 (m, 1H), 7.67 (s, 1H), 7.63 (m, 1H), 7.12 (m, 1H), 7.05 (m, 1H), 6.98 (m, 1H); 5.63 (s, 2H), 3.57 (s, 3H), 3.0-3.2 (m, 2H), 3.0 (m, 2H), 2.26 (m, 1H); 1.52 (m, 2H); 1.35 (m, 3H).

METHOD 33



SYNTHESIS OF COMPOUND 97

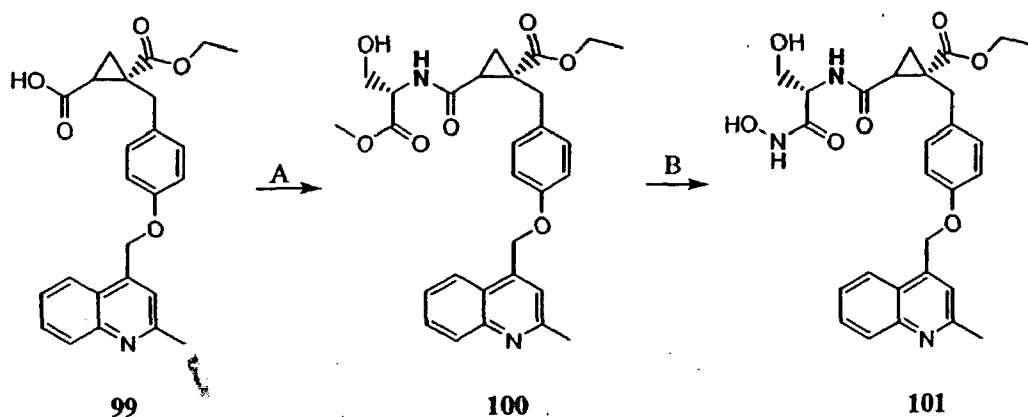
Compound **97** was synthesized from **29a** following procedures similar to the transformation of **43** to **47** (Method 13) and **47** to **57** (Method 18).

SYNTHESIS OF COMPOUND 98

Compound **98** was synthesized from **97** following procedures similar to the transformation of **50** to **56** (Method 17).

¹H NMR (CD₃OD): δ 9.48 (s, 1H); 9.07 (m, 1H); 8.80 (m, 1H); 8.30 (s, 1H), 8.21 (m, 2H), 7.98 (m, 1H), 7.87 (s, 1H), 7.73 (m, 1H), 7.22 (m, 2H), 7.04 (m, 2H), 5.70 (s, 2H), 4.04 (m, 2H), 2.95-3.22 (m, 2H), 2.24 (m, 1H), 1.51 (m, 2H); 1.12 (m, 3H).

METHOD 34



SYNTHESIS OF COMPOUND 99

Compound 99 was synthesized from 30 following procedures similar to the transformation from 30 to 32 (Method 10).

SYNTHESIS OF COMPOUND 100

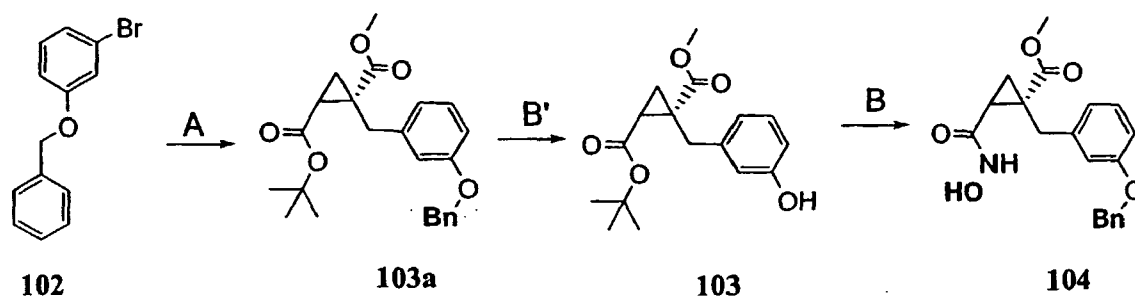
Compound 99 (0.07 g, 0.17 mmol), (L)- serine methyl ester (26 mg, 0.17 mmol), and N-methyl morpholine (51 mg, 0.5 mmol) were dissolved in DMF. After addition of EDCI (48 mg, 0.25 mmol), the reaction mixture was stirred overnight at rt. The reaction mixture was diluted with EtOAc, washed with water, and concentrated. The crude product was purified via silica gel chromatography using a 2:1 EtOAc: Hexanes mobile phase to give 58 mg of compound 100.

SYNTHESIS OF COMPOUND 101

Compound 101 was synthesized from 100 following a procedure similar to the transformation of 50a to compound 51b (Method 15).

^1H NMR (300 MHz, CD_3OD): δ 8.08 (m, 1H), 7.98 (m, 1H), 7.74 (m, 1H), 7.57 (m, 2H), 7.18 (m, 2H), 6.95 (m, 2H), 5.54 (s, 2H), 4.4 (m, 1H), 4.04 (m, 2H); 3.72 (m, 2H); 2.94-3.22 (m, 2H), 2.70 (s, 3H); 2.51 (m, 1H), 1.52 (m, 2H), 1.14 (m, 3H).

METHOD 35



SYNTHESIS OF COMPOUND 103

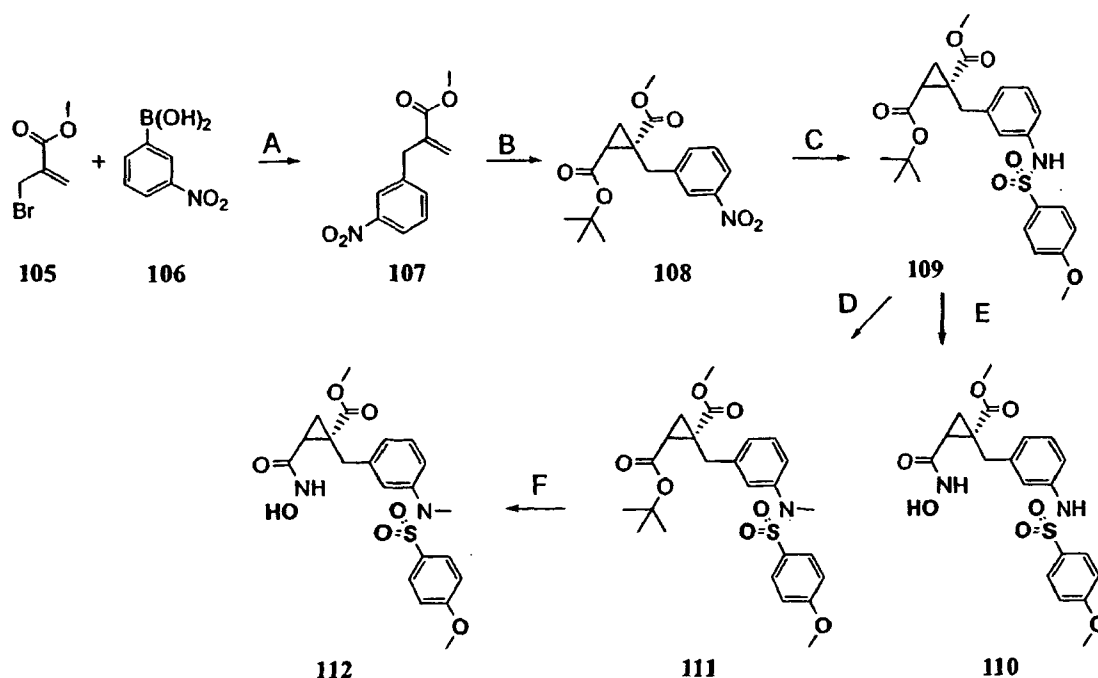
Compound **103** was synthesized from compound **102** following procedures similar to the transformation from **16** to **19** (Method 5).

SYNTHESIS OF COMPOUND 104

Compound **104** was synthesized from **103** following procedures similar to the transformation from **6** to **10** (Method 2).

^1H NMR (CD_3CN): δ 7.41-7.61 (m, 5H), 7.25 (m, 1H), 6.92 (m, 3H), 5.17 (s, 2H), 3.67 (s, 3H), 3.08-3.33 (m, 2H), 2.35 (m, 1H), 1.64 (m, 1H); 1.56 (m, 1H).

METHOD 36



SYNTHESIS OF COMPOUND 107

To a solution of methyl 2-(bromomethyl)acrylate **105** (2.0 mL, 16.6 mmol) and *m*-nitrophenylboronic acid **106** (3.0 g, 17.9 mmol) in toluene (150 mL) was added Pd(dppf)Cl₂•CHCl₃ (0.978 g, 1.34 mmol) and aqueous 3N K₂CO₃ (16 mL). The mixture was heated to reflux and stirred for 1 hour. The solution was cooled to room temperature and diluted with 1N NaOH (150 mL) and EtOAc (150 mL). The aqueous layer was removed, and the organic phase was washed with 1N NaOH (2x). The organic phase was dried (Na₂CO₃), filtered, and concentrated. The mixture was purified by flash chromatography to furnish compound **107** (0.880 g).

SYNTHESIS OF COMPOUND 108

Compound **108** was synthesized from **107** following a procedure similar to the transformation of **4** to **5** (Method 1).

SYNTHESIS OF COMPOUND 109

A mixture of Compound **108** (0.450 g, 1.34 mmol) and 10% Pd/C (0.120 g) in MeOH was stirred at room temperature under an atmosphere of H₂ for 1.5 hours. The mixture was filtered through a pad of silica and concentrated to give the aniline, which was used for next step without purification.

To a solution of crude aniline (prepared above) and pyridine (0.230 mL, 2.84 mmol) in CH₂Cl₂ (20 mL) was added *p*-methoxyphenyl sulfonylchloride (0.284 g, 1.37 mmol). The mixture was stirred for 2 hours and then

concentrated. The oil was purified by flash chromatography to provide compound **109** (0.541 g) as foam.

SYNTHESIS OF COMPOUND 111

To a solution of Compound **109** (0.147 g, 0.31 mmol) and K_2CO_3 (0.135 g, 0.98 mmol) in DMF (0.700 mL) was added MeI (0.021 mL, 0.34 mmol). The reaction was stirred for 1.5 hours under nitrogen, quenched with H_2O , and diluted with EtOAc. The organic layer was separated, and the aqueous phase was extracted with EtOAc (3x). The combined organics were washed with H_2O (2x), dried (Na_2SO_4), filtered, and concentrated to provide compound **111** (0.141 mg).

SYNTHESIS OF COMPOUND 112

Compound **112** was synthesized from **111** following procedures similar to the transformation of **7** to **10** (Method 2).

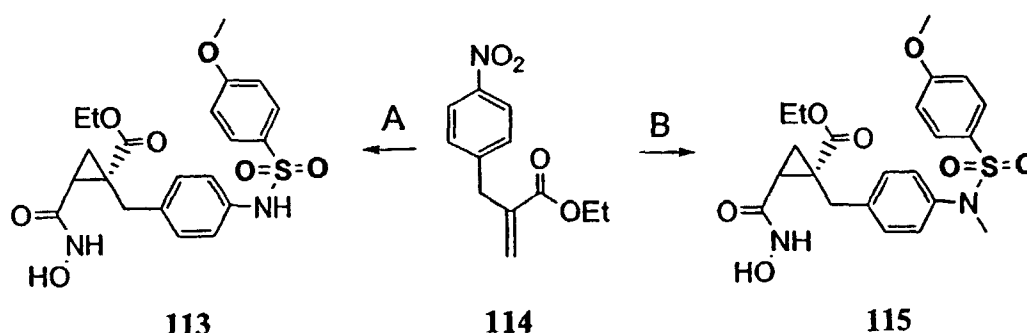
1H NMR ($CDCl_3$): δ 7.50 (m, 2H), 7.14-7.17 (m, 3H), 6.92 (m, 2H), 6.57 (m, 1H), 3.86 (s, 3H), 3.73 (m, 1H), 3.70 (s, 3H), 3.10 (s, 3H), 3.01-2.97 (m, 1H), 1.71-1.59 (m, 2H), 1.27-1.24 (m, 1H).

SYNTHESIS OF COMPOUND 110

Compound **110** was synthesized from **109** following procedures similar to the transformation of **7** to **10** (Method 2).

1H NMR ($CDCl_3$) of **110**: δ 7.67 (m, 2H), 7.09-6.97 (m, 3H), 6.88 (m, 2H), 6.72 (m, 1H), 3.81 (s, 3H), 3.62 (s, 3H), 3.34 (m, 1H), 3.02 (m, 1H), 2.41-2.37 (m, 1H), 1.65-1.62 (m, 1H), 1.55-1.52 (m, 1H).

METHOD 37



SYNTHESIS OF COMPOUND 113

Compound **113** was synthesized from **114** following procedures similar to the transformation of **107** to **110** (Method 36).

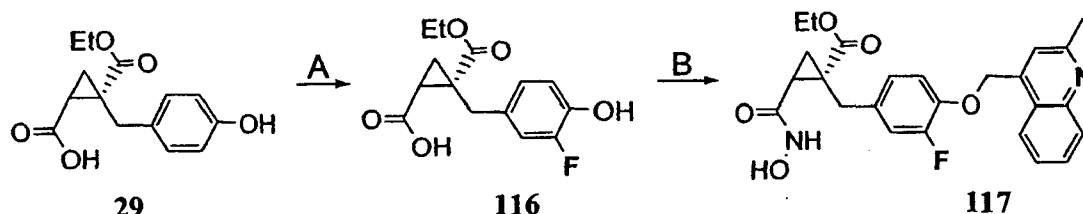
^1H NMR (CD_3OD): δ 7.65-7.63 (m, 2H), 7.10-7.08 (m, 2H), 6.97-6.94 (m, 4H), 4.03-3.98 (m, 2H), 3.82 (s, 3H), 3.16-3.12 (m, 1H), 3.02-2.98 (m, 1H), 2.27-2.24 (m, 1H), 1.53-1.50 (m, 2H), 1.08-1.05 (m, 3H).

SYNTHESIS OF COMPOUND 115

Compound **115** was synthesized from **114** following procedures similar to the transformation of **107** to **112** (Method 36).

^1H NMR (CD_3OD): δ 7.45-7.42 (m, 2H), 7.20-7.18 (m, 2H), 7.02-6.96 (m, 4H), 4.09-4.04 (m, 2H), 3.87 (s, 3H), 3.23-3.20 (m, 1H), 3.13-3.10 (m, 1H), 3.12 (s, 3H), 2.32-2.28 (m, 1H), 1.57-1.54 (m, 2H), 1.14 (m, 3H).

METHOD 38



SYNTHESIS OF COMPOUND 116

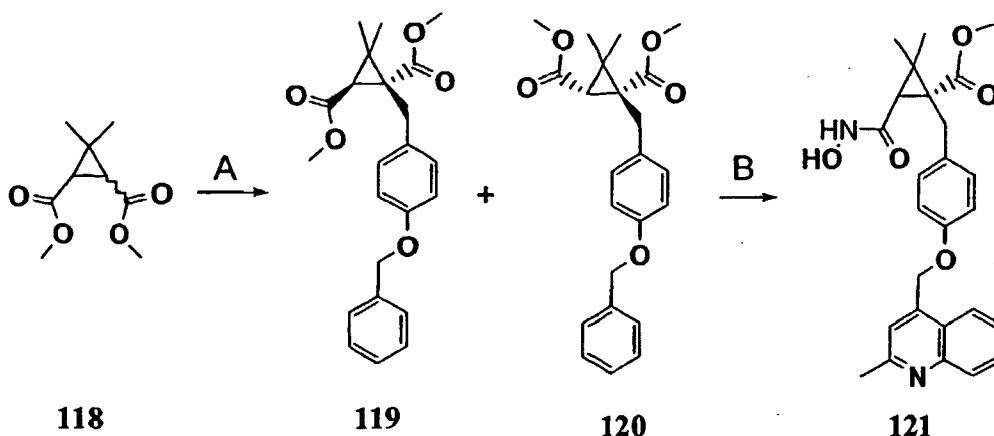
To a TFA solution of 219 mg (1.09 mmol) compound **29** was added 2 eq of Selectfluor and the solution was stirred overnight. After evaporation of solvent, the residue was chromatographed on a C-18 reverse phase column to give 24 mg of compound **116**.

SYNTHESIS OF COMPOUND 117

Compound **117** was synthesized from **116** following procedures similar to the transformation of **29** to **30** (Method 9) and then **30** to **33** (Method 10).

^1H NMR (CD_3OD): δ 8.19 (m, 1H), 8.05 (m, 1H), 7.87 (m, 1H), 7.75 (s, 1H); 7.70 (m, 1H); 7.15 (m, 1H); 7.06 (m, 1H); 7.00 (m, 1H); 5.70 (s, 2H), 4.06 (m, 2H), 3.02-3.21 (m, 2H), 2.79 (s, 3H), 2.26 (m, 1H), 1.53 (m, 2H), 1.14 (m, 3H)

METHOD 39



SYNTHESIS OF COMPOUNDS 119 AND 120

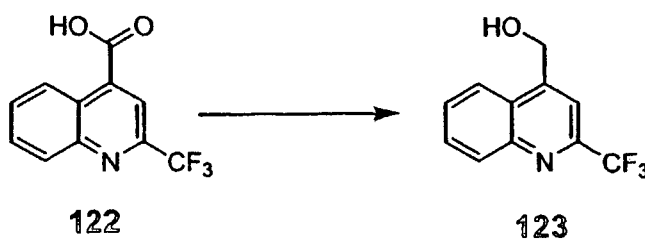
To a solution of **118** (0.63 g, 3.30 mmol) in 8 mL of anhyd. THF at -78°C was added 1.8 mL of 2 M LDA in THF, and the reaction mixture was stirred at -78°C for 1 h. A solution of 4-benzyloxybenzyl bromide (0.94 g, 3.39 mmol) in 2 mL of anhyd. THF was added via addition funnel. The reaction mixture was stirred and allowed to warm to 23°C overnight. The reaction was quenched with 5 mL of saturated NH_4Cl and extract with 20 mL of diethyl ether. The organic solution was washed with 5 mL of brine, dried (MgSO_4), filtered, and concentrated *in vacuo*. Purification by flash silica gel chromatography gave 0.11 g (9%) of compound **119** and 0.40 g (31%) of compound **120**.

SYNTHESIS OF COMPOUND 121

Compound **121** was synthesized from **119** following procedures similar to the transformations of **18** to **19** (Method 5) and **30** to **33** (Method 10).

^1H NMR (DMSO): δ 10.74 (s, 1H), 8.79 (s, 1H), 8.07(m, 1H), 7.95 (m, 1H), 7.59-7.74 (m, 1H), 7.53-7.58 (m, 1H), 7.51 (s, 1H), 7.05 (m, 2H), 6.96 (m, 2H), 5.53 (s, 2H), 3.63 (m, 1H), 3.46 (s, 3H), 3.05 (m, 1H), 2.63 (s, 3H), 1.97 (s, 1H), 1.34 (s, 3 H), 1.03 (s, 3H).

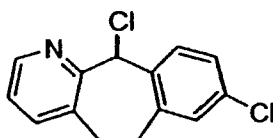
METHOD 40



SYNTHESIS OF COMPOUNDS 122 AND 123

Compound **122** was prepared from isatin according to the procedure described by H. W. Tsao, US Patent 4,267,33; May 12, 1981. The acid was reduced to the alcohol using cyanuric fluoride and sodium borohydride according to the procedure in G. Kokotos and C. Noula *J. Org. Chem.* **1996**, *61*, 6994-6996.

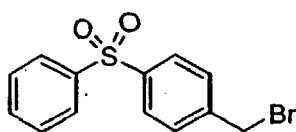
METHOD 41



124

Compound **124** was prepared according to the procedure in A. G. Taveras et al US Patent 2002 US 632747.

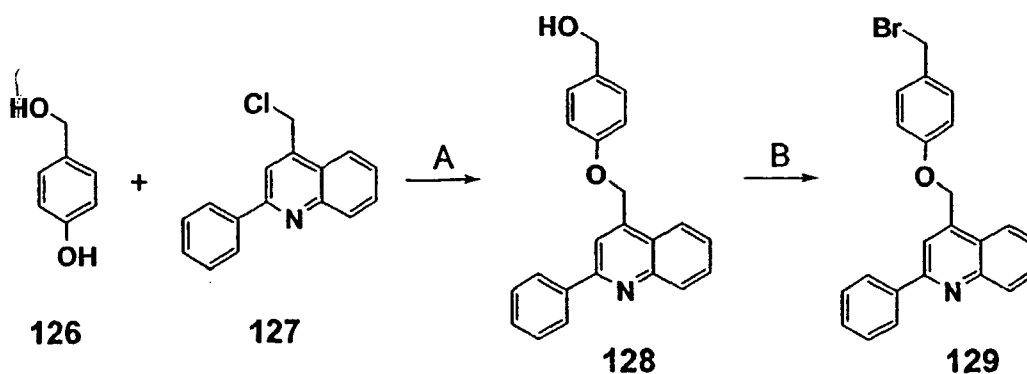
METHOD 42



125

Compound **125** was prepared according to a procedure similar to the one described by F. J. Lotspeich *J. Org. Chem.* **1967**, *32*, 1274-1277.

METHOD 42

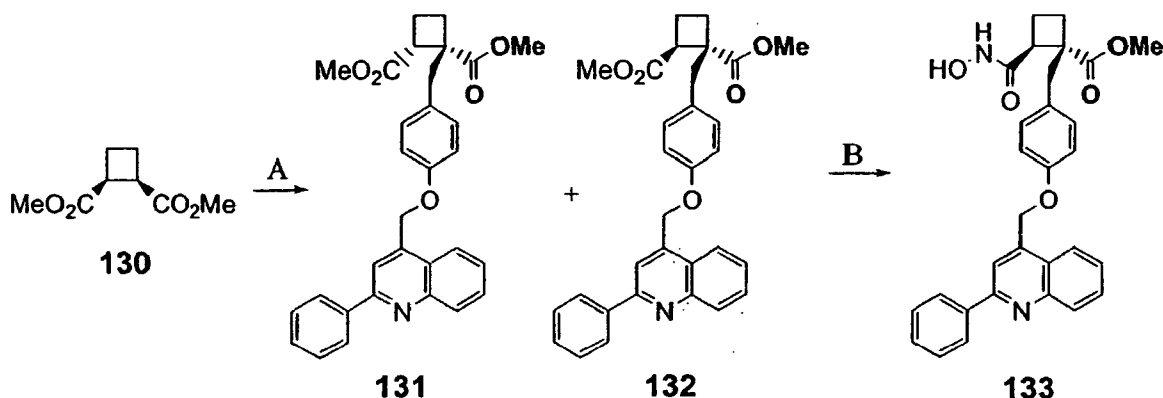


SYNTHESIS OF COMPOUND 128

Compound **128** was synthesized from **127** following a procedure similar to the transformation of **19a** to **23**.

SYNTHESIS OF COMPOUND 129

A solution of compound **128** (4.0g, 11.73 mmol) in anhyd CH_2Cl_2 (60 mL) was cooled to 0 °C with a ice-water bath before PBr_3 (1.1 mL, 11.73 mmol, in 5 mL anhyd CH_2Cl_2) was added. The solution was stirred at 0 °C for 4 hours and at rt for 12 hours before it was poured into a cold saturated aq NaHCO_3 (250 mL) with stirring. The aq layer was extracted with CH_2Cl_2 (4x). The combined organic layers were washed with brine (100 mL), dried over anhyd Na_2SO_4 , and concentrated. The residue was dried under vacuum for 4 hours to give compound **129** (4.3g, 91%).

METHOD 43**SYNTHESIS OF COMPOUND 131 AND 132**

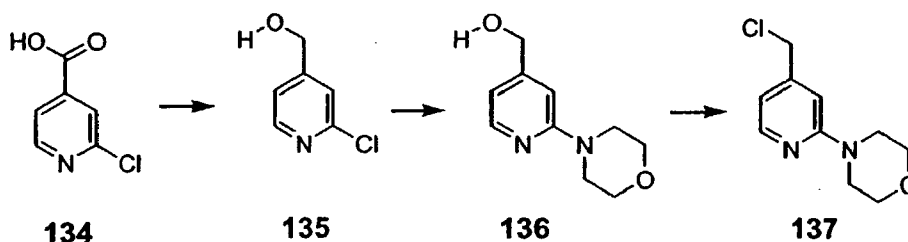
To a 100 mL round bottom flask was added diisopropyl amine (1.0 mL, 7.16 mmol) and anhyd THF (10 mL). The solution was cooled to -40 °C before *n*-BuLi (1.45 M, 4.5 mL, 6.52 mmol) was added dropwise via a syringe. The solution was gradually warmed up to -20 °C in 20 minutes before it was cooled to -78 °C. The above solution was added to a solution of *cis*-dimethyl 1,2-cyclobutane diester **130** (1.02 g, 5.92 mmol) in anhyd THF (10 mL) at -78 °C via a cannula. The solution was stirred at -78 °C for an hour followed by addition of compound **129** (1.9g, 4.74 mmol) in anhyd THF (5 mL). The solution was stirred at -78 °C for 4 h, and allowed to gradually warmed up to room temperature overnight before sat aq NH_4Cl (50 mL) was added. The aq layer was extracted with EtOAc(3x) and the combined organic layers were dried over anhyd Na_2SO_4 , and concentrated. The residue was chromatographed to give compounds **131** and **132** (110mg).

SYNTHESIS OF COMPOUND 133

Compound **133** was synthesized from **132** following a procedure similar to the transformation of **50a** to **51b**(Method 15).

¹H-NMR (CD₃OD, 300 MHz): δ 8.16 (m, 2H), 8.08 (m, 3H), 7.81 (m, 1H), 7.65 (m, 1H), 7.58-7.50 (m, 3H), 7.06 (m, 2H), 7.01 (m, 2H), 5.66 (s, 2H), 3.63 (s, 3H), 3.18 (m, 1H), 3.11 (m, 1H), 3.05 (m, 1H), 2.37 (m, 2H), 2.13 (m, 1H), 1.94 (m, 1H).

METHOD 44



SYNTHESIS OF COMPOUND 135

Compound **135** was synthesized from **134** following a procedure similar to the transformation of **51** to **53**(Method 16).

SYNTHESIS OF COMPOUND 136

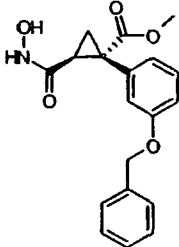
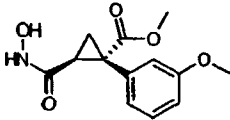
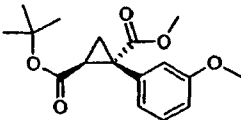
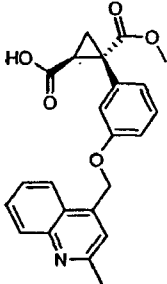
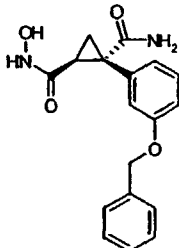
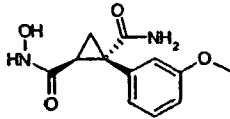
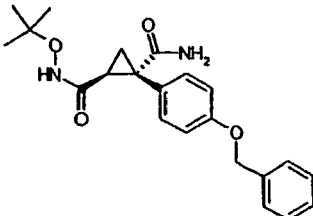
Compound **135** (1.45 g/10.1 mmol) was dissolved in 20 mL of toluene and morpholine (8.6 mL) was added. The reaction mixture was stirred under N₂ at 110 C over the weekend then concentrated to give 8.2 g of a yellow oil which was purified to give compound **136**.

SYNTHESIS OF COMPOUND 137

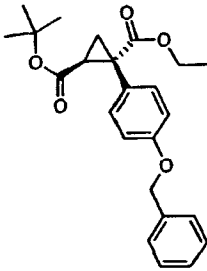
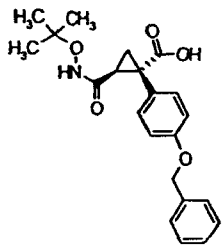
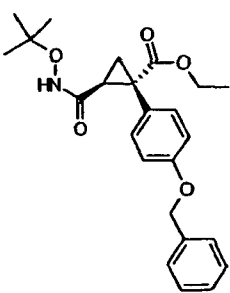
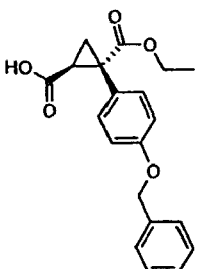
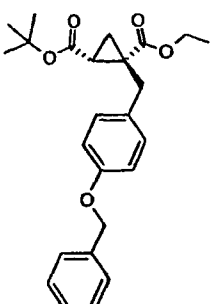
Compound **137** was synthesized from **136** following a procedure similar to the transformation of **53** to **54**(Method 16).

Table 1 below provides preferred compounds of the present invention and associated LCMS and/or HNMR data.

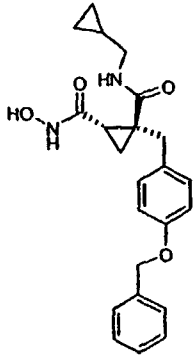
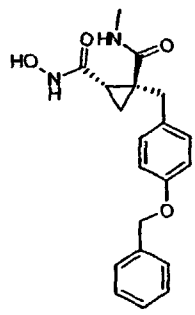
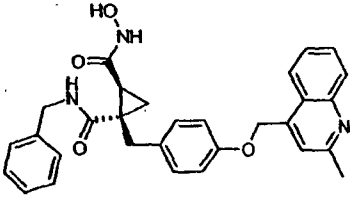
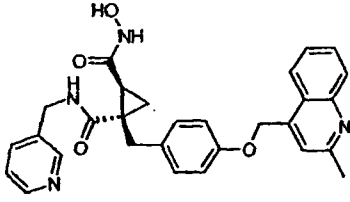
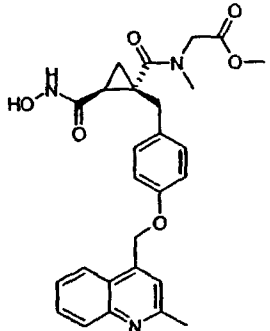
"TABLE 1"

| | Structures | Rt (min) | M+1 (Obs) | ¹ H NMR | Method |
|---|---|-------------|--------------|---|---------------------|
| A |  | 4.56 | 342 | ¹ H NMR (CD ₃ CN): d 7.6 -7.4 (m, 5H); 7.3 (m, 1H); 6.95 (m, 3H); 5.2 (m, 2H); 3.7 (s, 3H); 2.6 (m, 1H); 2.05 (m, 1H); 1.85 (m, 1H). | 2 |
| B |  | 2.91 | 266 | ¹ H NMR (CD ₃ CN): d 7.35 (m, 1H); 6.95 (m, 3H); 3.9 (s, 3H); 3.71 (s, 3H); 2.6 (m, 1H); 2.05 (m, 1H); 1.85 (m, 1H). | 2 |
| C |  | | 307 | | 2A |
| D |  | | 392 | | 2AB |
| E |  | 3.46 | 327 | ¹ H NMR (CD ₃ CN): d 7.6-7.35 (m, 5H); 7.4 (m, 1H); 7.05 (m, 3H); 6.4 (br s, 1H); 5.85 (br s, 1H); 5.2 (m, 2H); 2.6 (m, 1H); 1.9 (m, 1H); 1.75 (m, 1H). | 3 |
| F |  | 2.05 | 251 | ¹ H NMR (CD ₃ CN): d 7.4 (m, 1H); 7.02 (m, 3H); 6.1 (br s, 1H); 5.75 (br s, 1H); 3.9 (s, 3H); 2.6 (m, 1H); 1.9 (m, 1H); 1.75 (m, 1H). | 2ABC; 3 |
| G |  | | 383 | | 4A'; 2BC; 3AB |

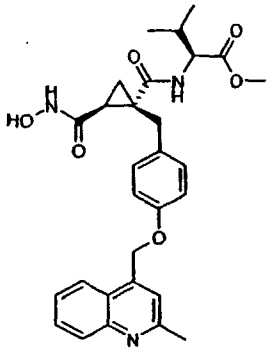
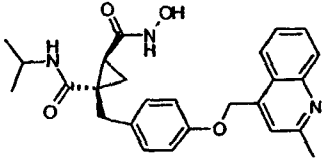
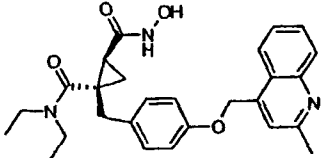
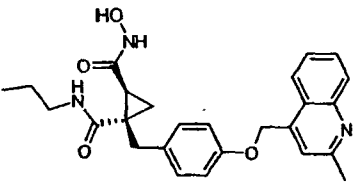
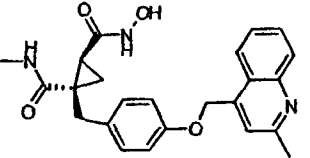
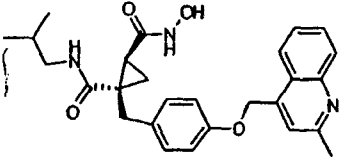
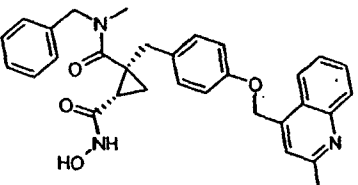
"TABLE 1"

| | | | |
|---|---|----------|--|
| H |  | 5.56 397 | 4A' |
| I |  | 4.31 384 | 4A'; 3A |
| J |  | 412 | 4A' ¹ H NMR (CDCl ₃): d 7.3-7.5(m, 5H); 7.20 (m, 2H); 6.9 (m, 2H); 5.0 (s, 2H); 4.1(m, 2H); 3.15(m, 0.3H); 2.5 (m, 0.5 H); 2.05 (m, 1H); 1.7-1.9 (m, 1.2 H); 1.3 (br. s, 3 H) 1.2 (m, 3H); 1.1 (br. s, 6 H) |
| K |  | 4.66 341 | 4A'; 2B |
| L |  | 411 | 5AB |

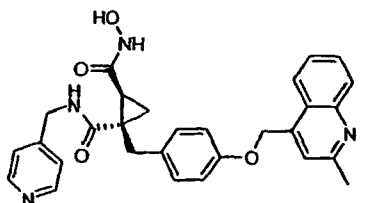
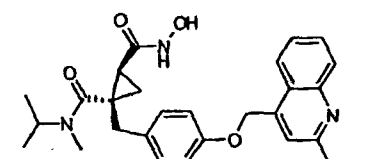
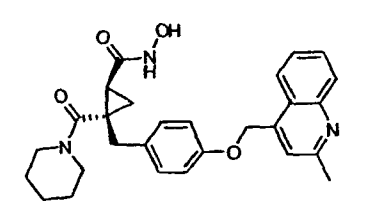
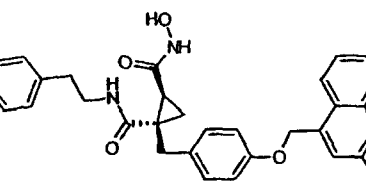
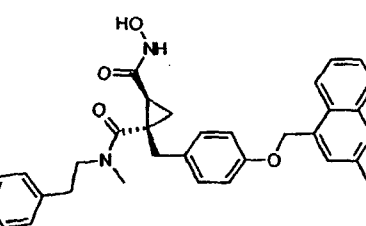
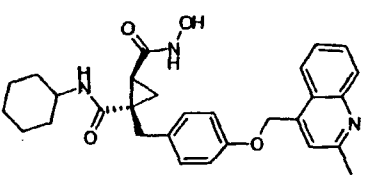
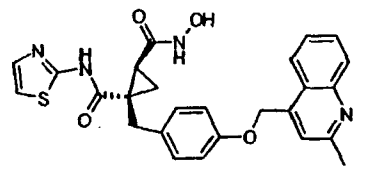
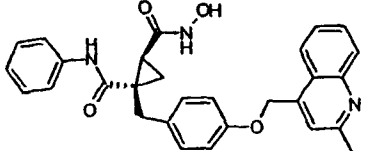
"TABLE 1"

| | | | | |
|---|---|------|-----|-------|
| M |  | 4.26 | 395 | 6 |
| N |  | 3.86 | 355 | 6 |
| O |  | 2.45 | 496 | 7A; 6 |
| P |  | 1.95 | 497 | 7A; 6 |
| Q |  | 3.64 | 492 | 7A; 6 |

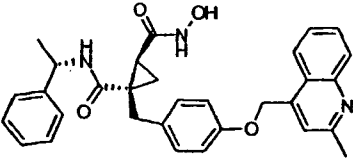
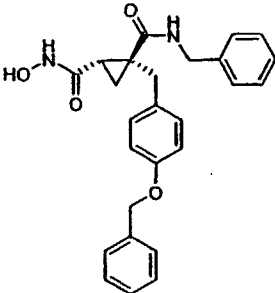
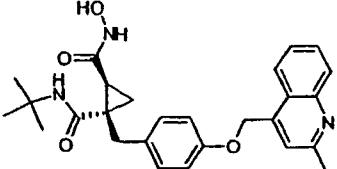
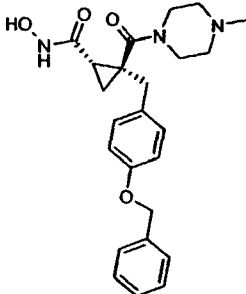
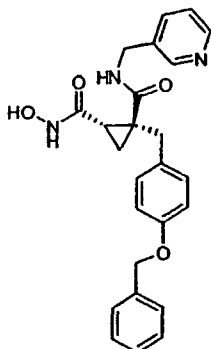
"TABLE 1"

| | | | | |
|---|---|------|-----|-------|
| R |  | 3.98 | 520 | 7A; 6 |
| S |  | 2.25 | 448 | 7A; 6 |
| T |  | 3.88 | 462 | 7A; 6 |
| U |  | 3.68 | 448 | 7A; 6 |
| V |  | 2 | 420 | 7A; 6 |
| W |  | 3.84 | 462 | 7A; 6 |
| X |  | 2.6 | 510 | 7A; 6 |

"TABLE 1"

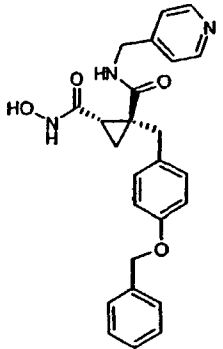
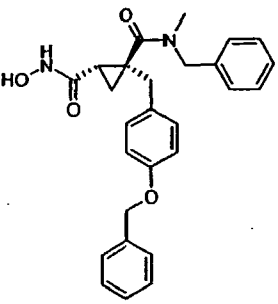
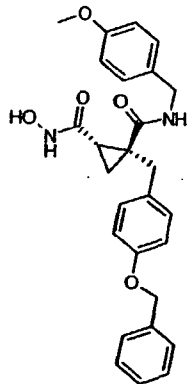
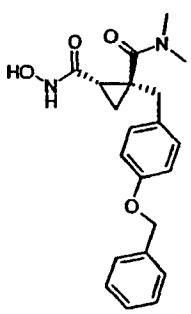
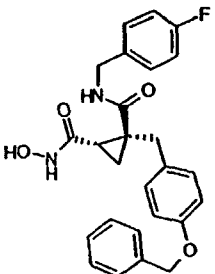
| | | | | |
|----|---|------|-----|-------|
| Y |  | 1.95 | 497 | 7A; 6 |
| Z |  | 3.84 | 462 | 7A; 6 |
| AA |  | 3.95 | 474 | 7A; 6 |
| AB |  | 4.11 | 510 | 7A; 6 |
| AC |  | 4.32 | 524 | 7A; 6 |
| AD |  | 2.5 | 488 | 7A; 6 |
| AE |  | 2.35 | 489 | 7A; 6 |
| AF |  | 4.08 | 482 | 7A; 6 |

"TABLE 1"

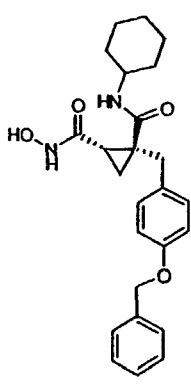
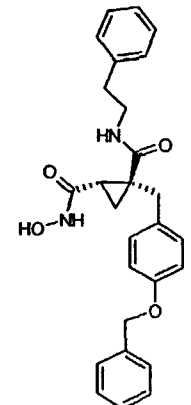
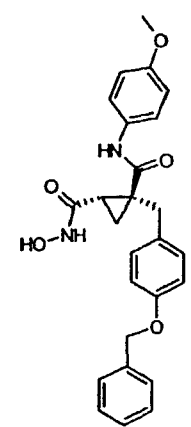
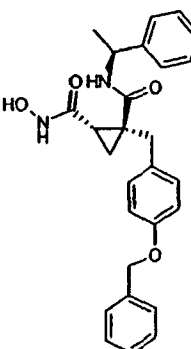
| | | | | |
|----|---|------|-----|-------|
| AG |  | 2.55 | 510 | 7A; 6 |
| AH |  | 4.41 | 431 | 6 |
| AI |  | 3.91 | 462 | 7A; 6 |
| AJ |  | 3.66 | 424 | 6 |
| AK |  | 3.61 | 432 | 6 |

¹H NMR (CD₃CN/D₂O, 2:1): δ 7.29 - 7.44 (m, 6H), 7.14-7.07 (m, 4H), 6.84-6.81 (m, 4H), 5.03 (s, 2H), 4.22-4.13 (m, 2H), 3.12-2.93 (m, 2H), 2.07-2.03 (m, 1H), 1.49-1.46 (m, 1H), 1.40-1.38 (m, 1H).

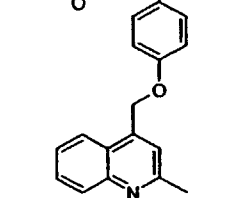
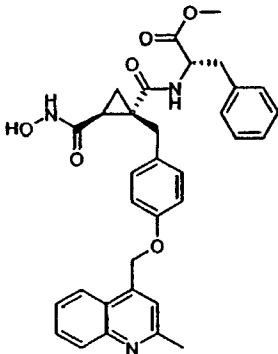
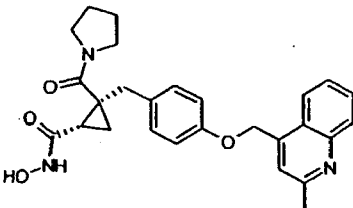
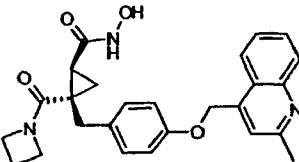
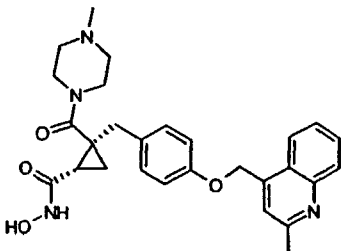
"TABLE 1"

| | | | | |
|----|---|------|-----|---|
| AL |  | 3.61 | 432 | 6 |
| AM |  | 4.61 | 445 | 6 |
| AN |  | 4.41 | 461 | 6 |
| AO |  | 4.01 | 369 | 6 |
| AP |  | 4.46 | 449 | 6 |

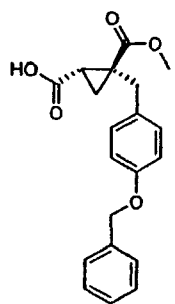
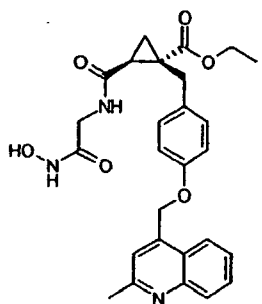
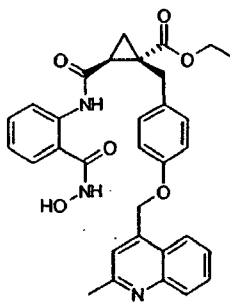
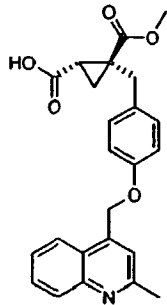
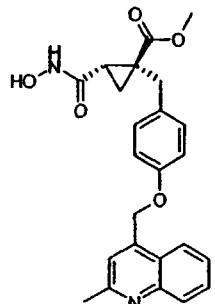
"TABLE 1"

| | | | | |
|----|---|------|-----|---|
| AQ |  | 4.56 | 423 | 6 |
| AR |  | 4.56 | 445 | 6 |
| AS |  | 4.41 | 447 | 6 |
| AT |  | 4.56 | 445 | 6 |

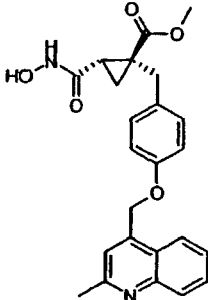
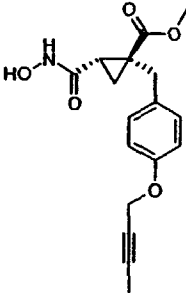
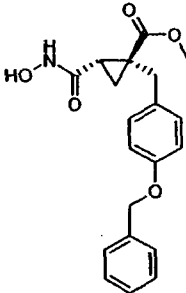
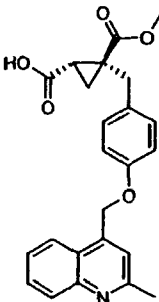
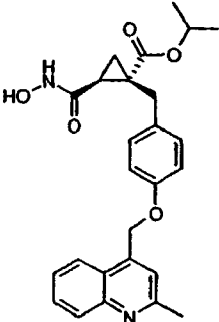
"TABLE 1"

| | | | | |
|----|---|------|-----|-------|
| AU |  | 3.78 | 518 | 7A; 6 |
| AV |  | 4.18 | 568 | 7A; 6 |
| AW |  | 3.68 | 460 | 7A; 6 |
| AX |  | 3.48 | 446 | 7A; 6 |
| AY |  | 3.21 | 489 | 7A; 6 |

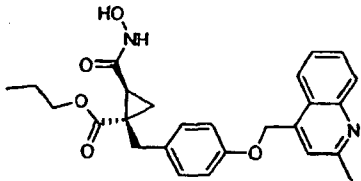
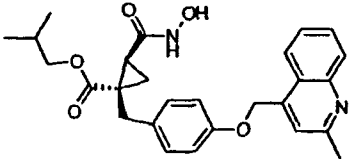
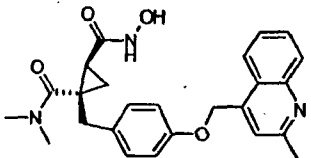
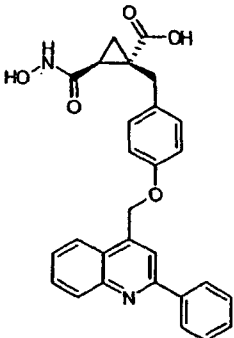
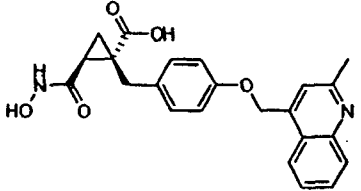
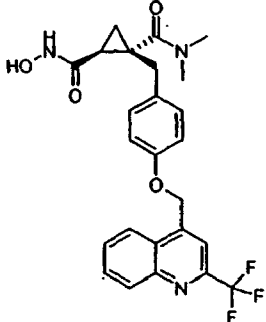
"TABLE 1"

| | | | |
|----|---|----------|------------|
| AZ |  | 341 | 5AB; 2B |
| BA |  | 492 | 34 |
| BB |  | 554 | 34 |
| BC |  | 4.01 406 | 7AB |
| BD |  | 3.76 421 | 7 |

"TABLE 1"

| | | | | |
|----|---|------|-----|--|
| BE |  | 3.76 | 421 | 7 |
| BF |  | 3.96 | 318 | 7 1H NMR (CD3CN): d 7.15 (m, 2H), 6.84 (m, 2H), 4.64-4.62 (m, 2H), 3.58 (s, 3H), 3.15-2.94 (m, 2H), 2.22-2.18 (m, 1H), 1.83-1.81 (m, 3H), 1.52- 1.46 (m, 2H). |
| BG |  | 4.71 | 356 | 7 1H NMR (CDCl3): d 7.42 - 7.31 (m, 5H), 7.12 (m, 2H), 6.86 (m, 2H), 5.01 (s, 2H), 3.63 (s, 3H), 3.20-3.09 (m, 2H), 2.17 (m, 1H), 1.64-1.58 (m, 2H) |
| BH |  | 3.96 | 406 | 7AB |
| BI |  | 5.05 | 449 | 8AB |

"TABLE 1"

| | | | | |
|---|---|------|-----|------------------------|
| BJ |  | 2.65 | 449 | 8AB |
| BK |  | 2.8 | 463 | 8AB |
| BL |  | 2.15 | 434 | 8AC |
| ¹ H NMR (CD ₃ OD): d 8.42-8.40 (m, 1H), 8.19-8.09 (m, 3H), 7.96-7.92 (m, 1H), 7.14-7.05 (m, 4H), 5.82 (s, 2H), 3.07 (s, 2H), 3.01 (s, 3H), 2.99 (s, 3H), 2.82 (s, 3H), 1.91-1.88 (m, 1H), 1.54-1.51 (m, 1H), 1.37-1.34 (m, 1H). | | | | |
| BM |  | 3.58 | 469 | 10AB; 7C; 8A; 2D |
| BN |  | 3.36 | 407 | 8A; 2D |
| BO |  | | 488 | 15A; 10BD |

"TABLE 1"

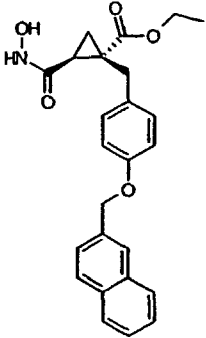
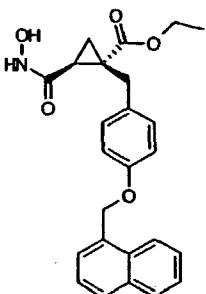
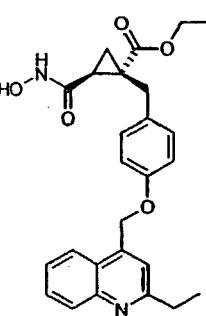
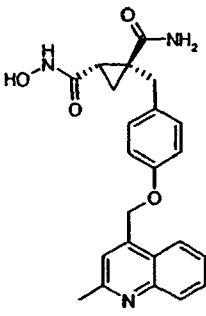
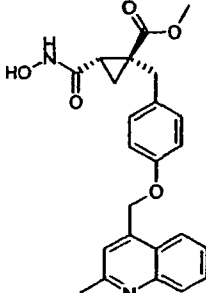
| | | | |
|----|--|----------|--------------|
| BP | | 531 | 15A; 10BD |
| BQ | | 551 | 10ABD |
| BR | | 565 | 10ABD |
| BS | | 4.88 497 | 10ABC |

¹H NMR (CD₃OD): δ 8.02-8.18(m, 5H); 7.72-7.82(m, 2H); 7.42-7.68(m, 4H); 7.04-7.18(m, 2H); 6.96-7.04(m, 2H); 5.59(s, 2H); 3.82-4.02(m, 2H); 3.44-3.70(m, 2H); 2.96-3.20 (m, 4H); 1.82-1.96 (m, 1H); 1.50-1.62(m, 1H); 1.28-1.40(m, 1H).

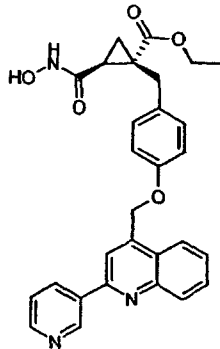
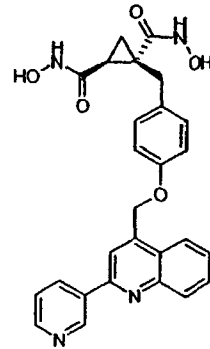
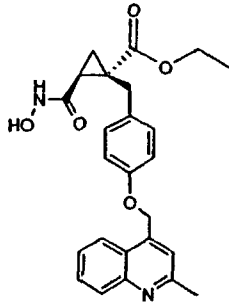
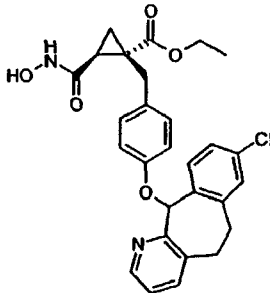
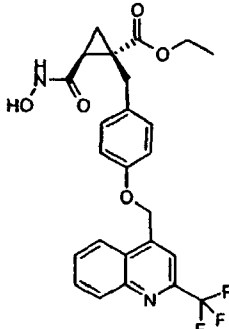
¹H NMR (CD₃OD): δ 8.0-8.18 (m, 5H); 7.72-7.80 (m, 1H); 7.56-7.62 (m, 1H); 7.42-7.56 (m, 3H); 7.14-7.26 (m, 2H); 6.98 - 7.08 (m, 2H); 5.55 (s, 2H); 3.08-3.26 (m, 2H); 2.76 - 2.92 (m, 4H); 2.24-2.42(m, 2H); 2.04-2.16(m, 1H); 1.40-1.56 (m, 2H); 1.16-1.40(m, 3H); 0.76-0.96 (m, 2H).

¹H NMR (CD₃OD): □ 8.54-8.51 (m, 2H), 8.44-8.42 (m, 1H), 8.24-8.20 (m, 1H), 8.13-8.11 (m, 2H), 8.05-8.01 (m, 1H), 7.83-7.75 (m, 3H), 7.28-7.25 (m, 2H), 7.13-7.10 (m, 2H), 5.95 (s, 2H), 4.08-4.02 (m, 2H), 3.24-3.20 (m, 1H), 3.04-3.00 (m, 1H), 2.28-2.24 (m, 1H), 1.56-1.54 (m, 2H), 1.16-1.12 (m, 3H).

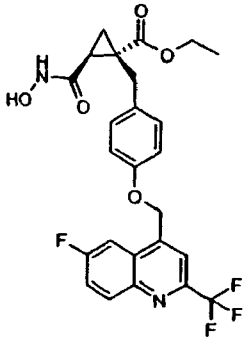
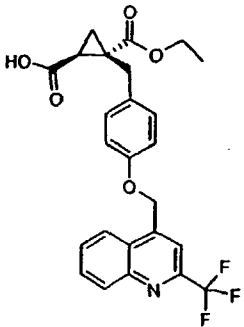
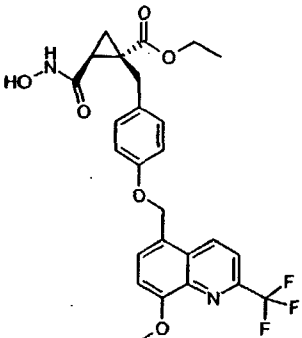
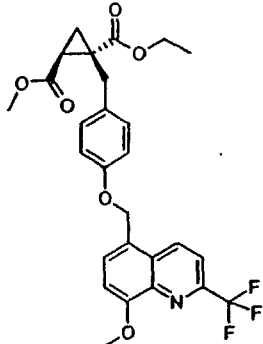
"TABLE 1"

| | | | | |
|----|---|------|-----|---|
| BT |  | 5.22 | 420 | 10ABC |
| BU |  | 5.15 | 420 | 10ABC |
| BV |  | 4.71 | 449 | 1H NMR(400 MHz, CD3OD): d 8.14-8.02 (m, 2H); 7.79-7.74 (m, 1H); 7.62-7.58 (m, 2H); 7.22-7.20 (m, 2H); 7.00-6.98 (m, 2H); 5.57 (s, 2H); 4.08-4.03 (m, 2H), 3.22-3.18 (m, 1H), 3.03-2.96 (m, 3H); 2.27-2.24 (m, 1H); 1.55-1.53 (m, 2H); 1.39-1.34 (m, 3H), 1.16 (m, 3H). 10ABC |
| BW |  | 3.11 | 406 | 8AC |
| BX |  | 3.61 | 421 | 1H NMR (CD3CN): d 8.38 (m, 1H), 8.28 (m, 1H), 8.06-8.02 (m, 2H), 7.90-7.86 (m, 1H), 7.23 (d, 2H), 7.04 (d, 2H), 5.72 (s, 2H), 3.59 (s, 3H), 3.16-2.99 (m, 2H), 2.96 (s, 3H), 2.25-2.21 (m, 1H), 1.54-1.47 (m, 2H) 7 |

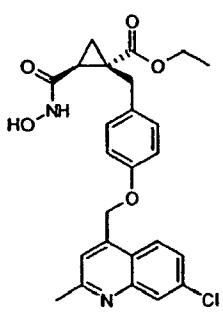
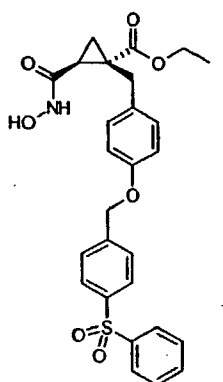
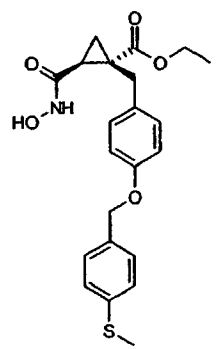
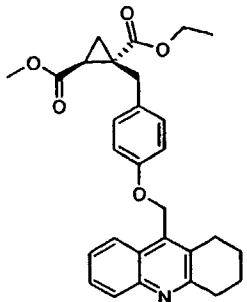
"TABLE 1"

| | | | | |
|----|---|--|-----|-------|
| BY |  | 1H NMR(400 MHz, CD3OD): d 9.48 (s, 1H); 9.07 (m, 1H); 8.80 (m, 1H); 8.30 (s, 1H), 8.21 (m, 2H), 7.98 (m, 1H), 7.87 (s, 1H), 7.73 (m, 1H), 7.22 (m, 2H), 7.04 (m, 2H), 5.70 (s, 2H), 4.04 (m, 2H), 2.95-3.22 (m, 2H), 2.24 (m, 1H), 1.51 (m, 2H); 1.12 (m, 3H). | 498 | 10ABC |
| BZ |  | 3.71 | 485 | 10ABD |
| CA |  | 1HNMR (300 MHz, CD3OD): δ 8.01 (m, 1H), 7.96 (m, 1H), 7.74-7.69 (m, 1H), 7.57-7.52 (m, 1H), 7.52 (s, 1H), 7.19 (m, 2H), 6.943 (m, 2H), 5.47 (s, 2H), 4.05 (m, 2H), 3.29-3.02 (m, 2H), 2.66 (s, 3H), 2.30-2.20 (m, 1H), 1.60-1.48 (m, 2H), 1.10 (m, 3H). | 435 | 15 |
| CB |  | 507 | 15 | |
| CC |  | 489 | 15 | |

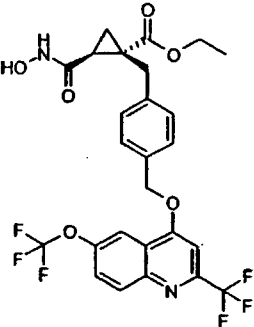
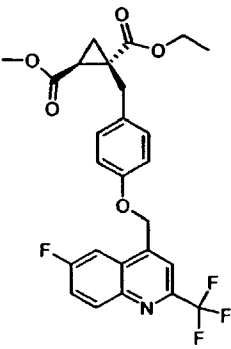
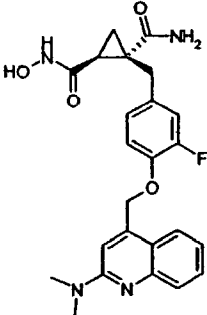
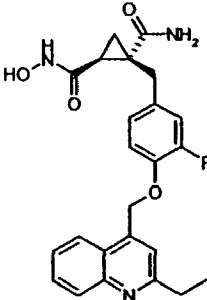
"TABLE 1"

| | | | |
|----|---|-----|-------------|
| CD |  | 507 | 15 |
| CE |  | 474 | 15A; 10B |
| CF |  | 519 | 15 |
| CG |  | 518 | 15 |

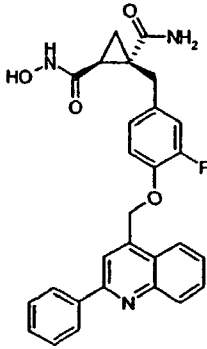
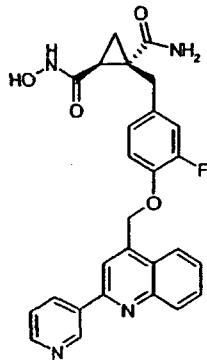
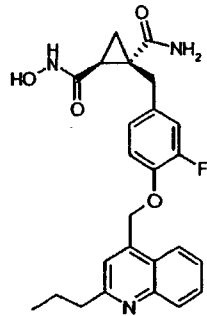
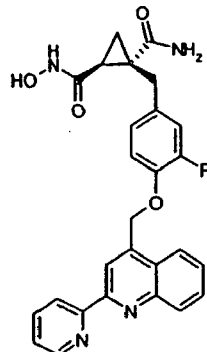
"TABLE 1"

| | | | |
|----|---|-----|----|
| CH |  | 469 | 15 |
| CI |  | 510 | 15 |
| CJ |  | 416 | 15 |
| CK |  | 474 | 15 |

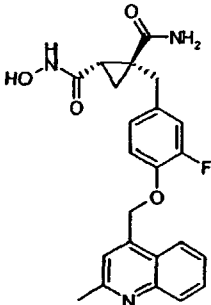
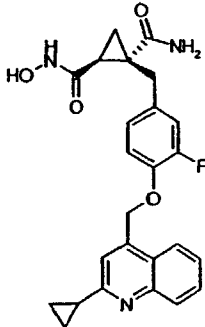
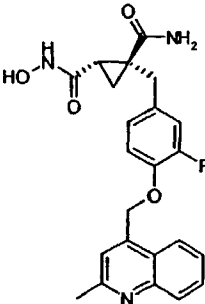
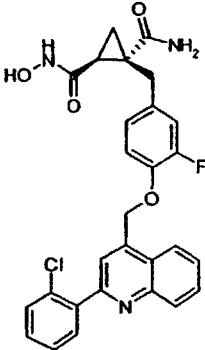
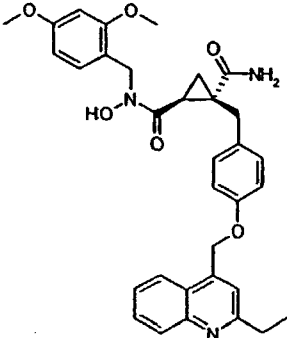
"TABLE 1"

| | | | |
|----|---|----------|---|
| CL |  | 573 | 15 |
| CM |  | 506 | 15A |
| CN |  | 3.71 453 | 14,31 1HNMR(400 MHz, CD3OD): d 7.97-7.92 (m, 1H), 7.82-7.80 (m, 1H), 7.67-7.64 (m, 1H), 7.39-7.34 (m, 2H), 7.21-7.02 (m, 3H), 5.57 (s, 2H), 3.31-3.29 (m,) 2.19-2.14 (m, 1H), 1.55-1.51 (m, 1H), 1.46-1.43 (m, 1H), |
| CO |  | 3.61 438 | 17 1HNMR(400 MHz, CD3OD): d 8.16-8.04 (m, 2H), 7.86-7.82 (m, 1H), 7.74 (s, 1H), 7.69-7.65 (m, 1H), 7.18-7.00 (m, 3H), 5.65 (s, 2H), 3.26-3.13 (m, 2H), 3.07-3.02 (m, 2H), 2.18-2.14 (m, 1H), 1.56-1.53 (m, 1H), 1.46-1.37 (m, 4H). |

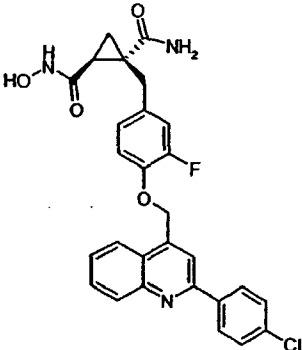
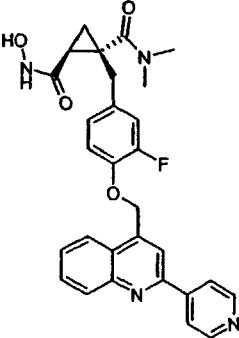
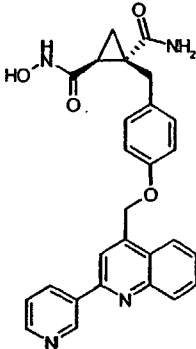
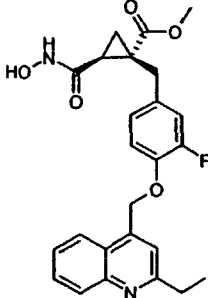
"TABLE 1"

| | | | | | |
|----|---|------|-----|---|----|
| CP |  | 4.78 | 486 | 1H NMR(400 MHz, CD3OD): d 8.35 (m, 2H); 8.3 (m, 1H); 8.15 (m, 2H); 8.05 (m, 1H); 7.85 (m, 1H); 7.65 (m, 3H); 7.25 (m, 1H); 7.0-7.15 (m, 2H); 5.95 (s, 2H); 3.1-3.3 (m, 2H); 2.15 (m, 1H); 1.55 (m, 1H); 1.45 (m, 1H). | 17 |
| CQ |  | 3.84 | 487 | 1H NMR(400 MHz, CD3OD): d 9.4 (br. s, 1H); 8.7-8.9 (m, 2H); 8.15-8.25(m, 3H); 8.1 (s, 1H); 7.78-7.85(m, 2H); 7.6-7.7(m, 2H); 7.0-7.25(m, 3H); 5.6(s,2H); 3.1-3.25(m, 2H); 2.15(m, 2H); 1.5(m, 1H); 1.45(m, 1H). | 17 |
| CR |  | 3.64 | 452 | 1H NMR(400 MHz, CD3OD): d 8.15(m, 1H); 8.05 (m, 1H); 7.75(m, 1H); 7.6(m, 2H); 6.95-7.2(m, 3H); 5.62(s, 2H); 3.1-3.15(m, 2H); 2.95 (m, 2H); 2.15 (m, 1H); 1.8 (m, 2H); 1.55 (m, 1H); 1.45 (m, 1H); 1.0 (m, 3H). | 17 |
| CS |  | | 487 | | 17 |

"TABLE 1"

| | | | | | |
|----|---|------|-----|---|--------------|
| CT |  | 2.84 | 424 | ¹ H NMR(400 MHz, CD ₃ OD): d 8.41 (m, 1H); 8.1-8.2 (m, 3H); 7.95 (m, 1H); 7.25 (m, 1H); 7.05-7.15 (m, 2H); 5.95 (s, 2H); 3.1-3.3 (m, 2H); 3.02 (s, 3H); 2.18 (m, 1H); 1.55 (m, 1H); 1.45 (m, 1H). | 12;10A BD |
| CU |  | 4.01 | 450 | ¹ H NMR (CD ₃ OD): □ 8.08 (m, 1H); 7.95 (m, 1H); 7.75 (m, 1H); 7.55 (m, 1H); 7.4 (s, 1H); 7.0-7.2 (m, 3H); 5.6(s, 2H); 3.1-3.3 (m, 2H); 2.3 (m, 1H); 2.15(m, 1H); 1.55(m, 1H); 1.45(m, 1H); 1.05-1.2 (m, 4H). | 17 |
| CV |  | 3.04 | 424 | | 17 |
| CW |  | 4.48 | 520 | | 17 |
| CX |  | 4.01 | 570 | | 17 |

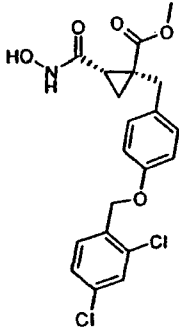
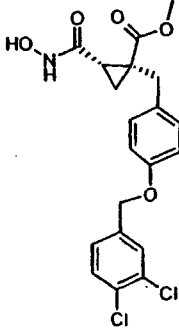
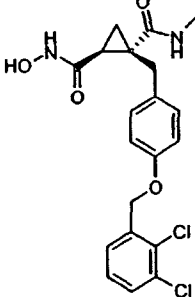
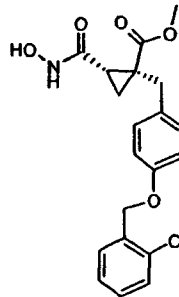
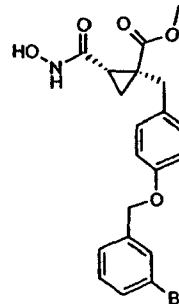
"TABLE 1"

| | | | |
|----|---|----------|------------|
| CY |  | 520 NMR | 17 |
| CZ |  | 515 | 14B; 17 |
| DA |  | 3.28 469 | 17 |
| DB |  | 4.41 453 | 18 |

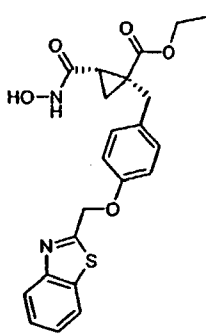
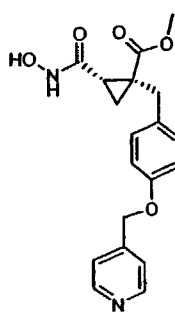
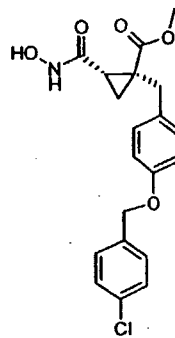
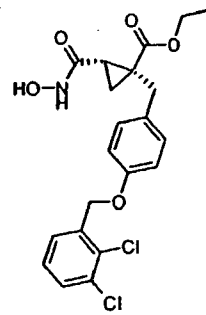
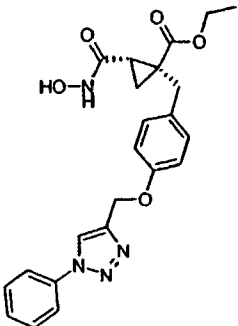
"TABLE 1"

| | | | |
|----|--|----------|---|
| DC | | 3.59 439 | 18 |
| DD | | 3.74 465 | 18 |
| DE | | 4.55 453 | 18 ¹H NMR (CD₃OD): δ 8.19 (m, 1H), 8.05 (m, 1H), 7.87 (m, 1H), 7.75 (s, 1H); 7.70 (m, 1H); 7.15 (m, 1H); 7.06 (m, 1H); 7.00 (m, 1H); 5.70 (s, 2H), 4.06 (m, 2H); 3.02-3.21 (m, 2H), 2.79 (s, 3H), 2.26 (m, 1H), 1.53 (m, 2H), 1.14 (m, 3H) |
| DF | | 4.81 482 | 20 |
| DG | | 4.96 424 | 20 |

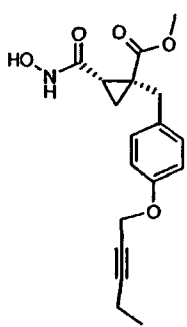
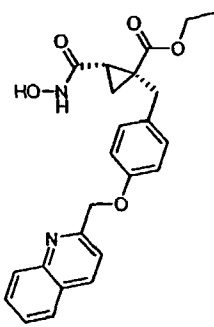
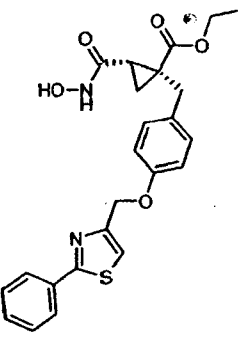
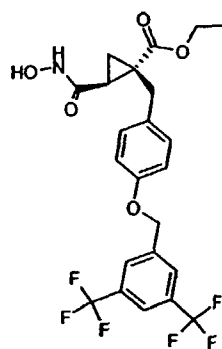
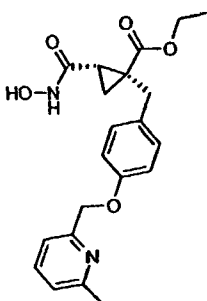
"TABLE 1"

| | | | | |
|----|---|------|-----|-------------|
| DH |  | 4.91 | 424 | 20 |
| DI |  | 4.86 | 424 | 20 |
| DJ |  | 4.68 | 423 | 20AB; 6C |
| DK |  | 4.61 | 390 | 20 |
| DL |  | 4.71 | 435 | 20 |

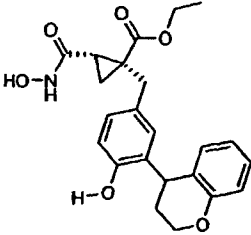
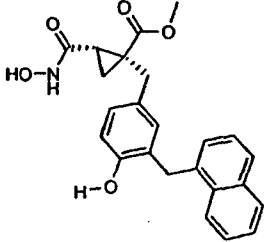
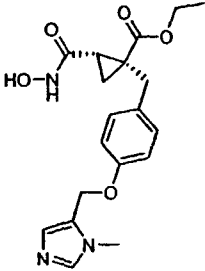
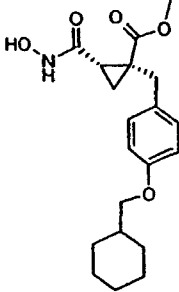
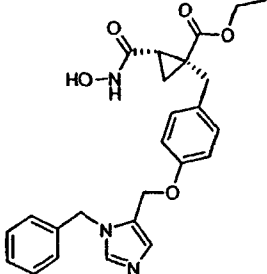
"TABLE 1"

| | | | | |
|----|---|--------------|-----|----|
| DM |  | 4.35 | 427 | 20 |
| DN |  | 3.16 | 357 | 20 |
| DO |  | 4.26 4.66 | 390 | 20 |
| DP |  | 4.91 | 438 | 20 |
| DQ |  | 4.08 | 437 | 20 |

"TABLE 1"

| | | | | |
|----|---|------|-----|----|
| DR |  | 4.21 | 332 | 20 |
| DS |  | 3.88 | 421 | 20 |
| DT |  | 4.58 | 453 | 20 |
| DU |  | 5.02 | 506 | 20 |
| DV |  | 3.44 | 385 | 20 |

"TABLE 1"

| | | | | |
|----|---|------|-----|----|
| DW |  | 4.05 | 412 | 20 |
| DX |  | 4.31 | 406 | 20 |
| DY |  | 3.21 | 374 | 20 |
| DZ |  | 4.91 | 362 | 20 |
| EA |  | 3.78 | 450 | 20 |

"TABLE 1"

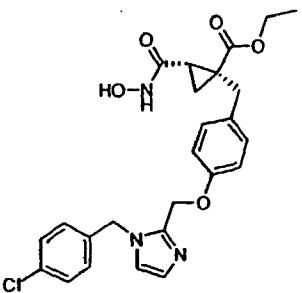
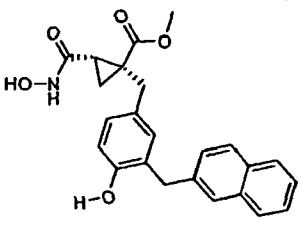
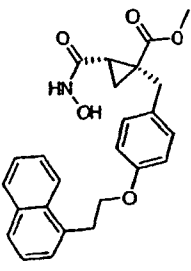
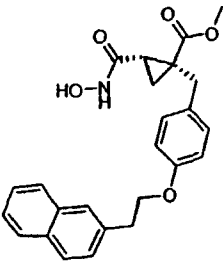
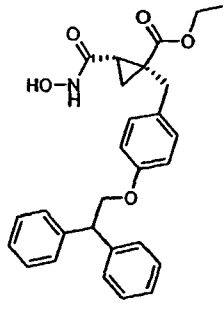
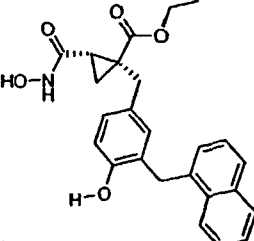
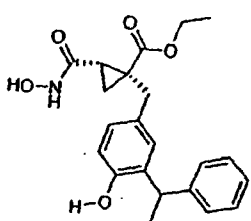
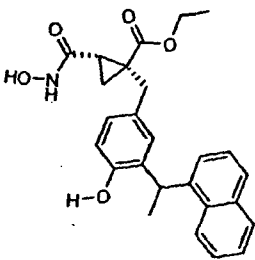
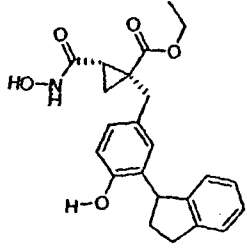
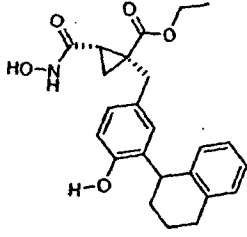
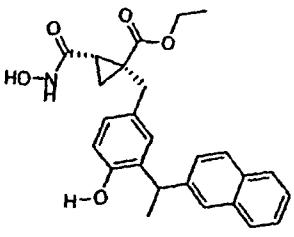
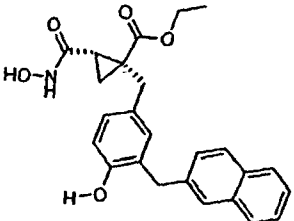
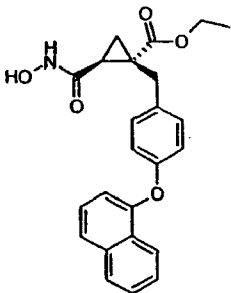
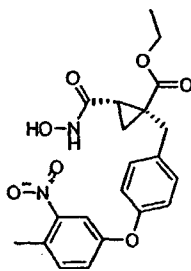
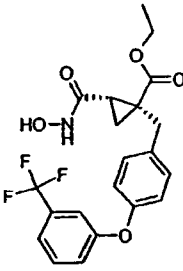
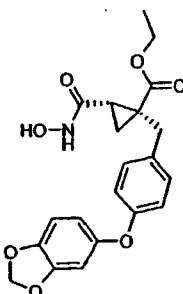
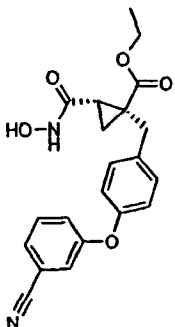
| | | | | |
|----|---|------|-----|----|
| EB |  | 4.11 | 484 | 20 |
| EC |  | 4.36 | 406 | 20 |
| ED |  | 4.86 | 420 | 20 |
| EE |  | 420 | | 20 |
| EF |  | 460 | | 20 |
| EG |  | 420 | | 20 |

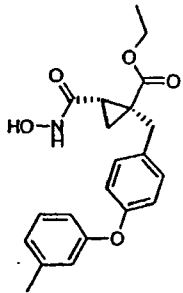
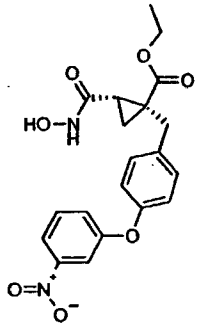
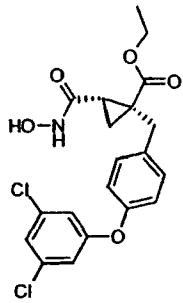
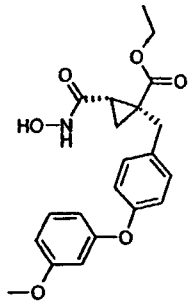
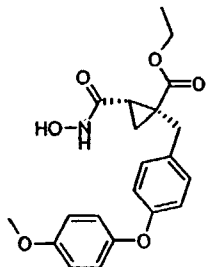
TABLE 1"

| | | | |
|----|---|-----|----|
| EH |  | 384 | 20 |
| EI |  | 434 | 20 |
| EJ |  | 396 | 20 |
| EK |  | 410 | 20 |
| EL |  | 434 | 20 |
| EM |  | 420 | 20 |

"TABLE 1"

| | | | | |
|----|---|------|-----|----|
| EN |  | 5.15 | 406 | 21 |
| EO |  | 4.78 | 415 | 21 |
| EP |  | 4.91 | 424 | 21 |
| EQ |  | 4.55 | 400 | 21 |
| ER |  | 4.51 | 381 | 21 |

"TABLE 1"

| | | | | |
|----|---|------|-----|----|
| ES |  | 4.78 | 370 | 21 |
| ET |  | 4.65 | 401 | 21 |
| EU |  | 5.18 | 424 | 21 |
| EV |  | 4.61 | 386 | 21 |
| EW |  | 4.58 | 386 | 21 |

"TABLE 1"

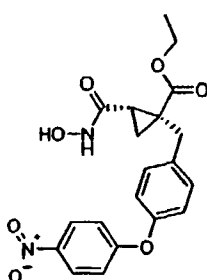
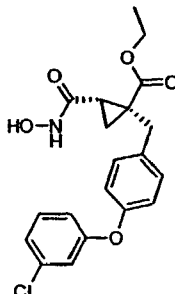
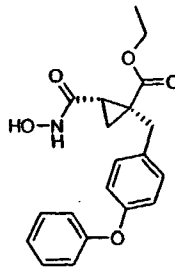
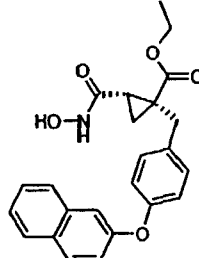
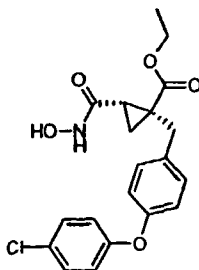
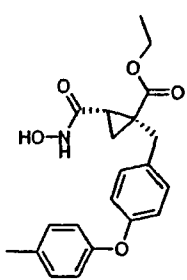
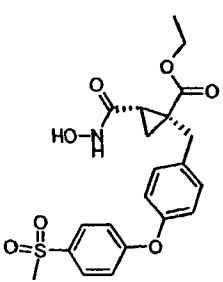
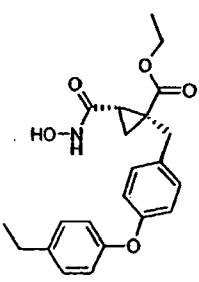
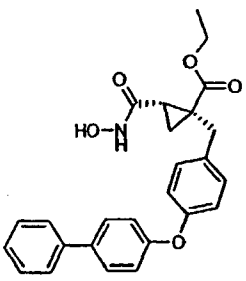
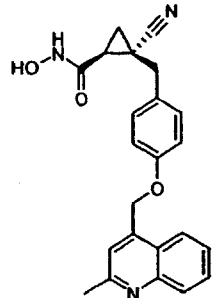
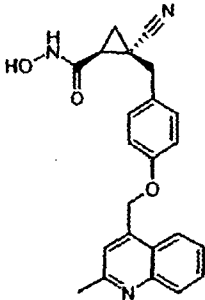
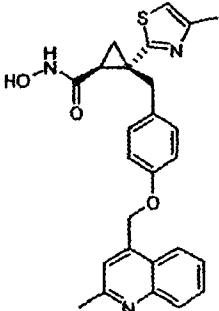
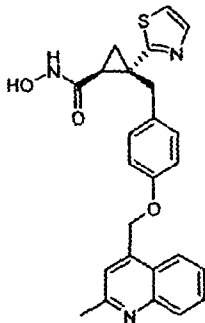
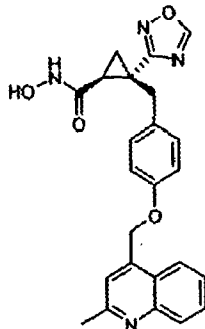
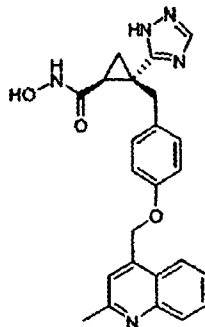
| | | | | |
|----|---|------|-----|----|
| EX |  | 4.65 | 401 | 21 |
| EY |  | 4.88 | 390 | 21 |
| EZ |  | 4.61 | 356 | 21 |
| FA |  | 4.95 | 406 | 21 |
| FB |  | 4.85 | 390 | 21 |

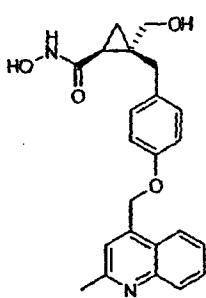
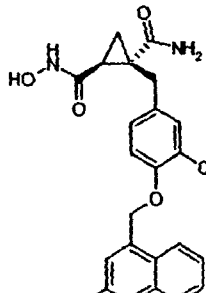
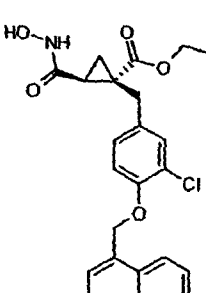
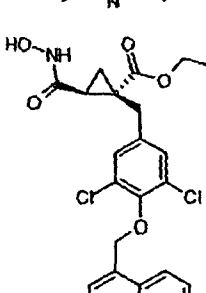
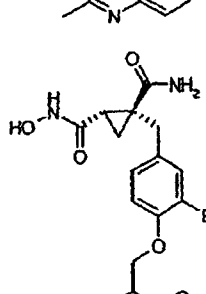
TABLE 1"

| | | | | |
|----|---|------|-----|----|
| FC |  | 4.78 | 370 | 21 |
| FD |  | 4.18 | 434 | 21 |
| FE |  | 4.98 | 384 | 21 |
| FF |  | 432 | | 21 |
| FG |  | 4.28 | 388 | 23 |

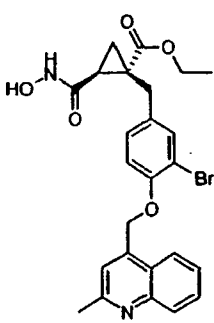
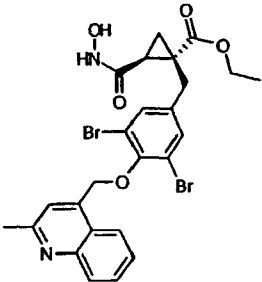
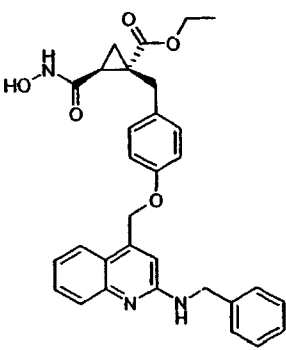
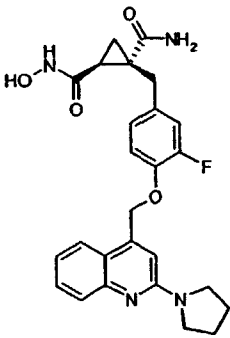
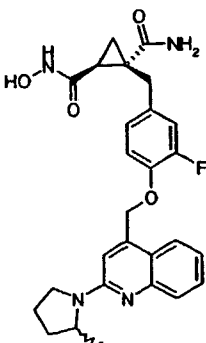
"TABLE 1"

| | | | | |
|----|---|------|-----|----|
| FH |  | 3.38 | 388 | 23 |
| FI |  | 3.48 | 460 | 24 |
| FJ |  | 3.95 | 446 | 24 |
| FK |  | 4.01 | 431 | 25 |
| FL |  | 3.78 | 430 | 26 |

"TABLE 1"

| | | | |
|----|---|----------|----------------------|
| FM |  | 393 | 27 |
| FN |  | 3.75 440 | 28A; 9C; 10ABD |
| FO |  | 4.61 469 | 28 |
| FP |  | 503 | 28 |
| FQ |  | 3.78 485 | 29A; 9C; 10ABD |

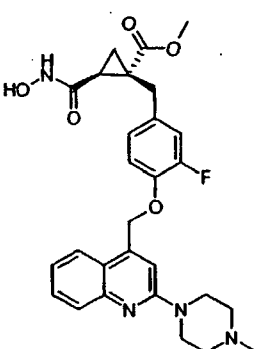
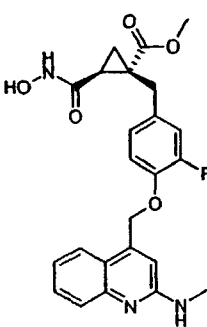
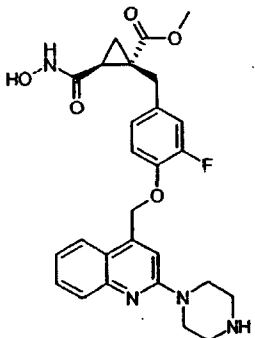
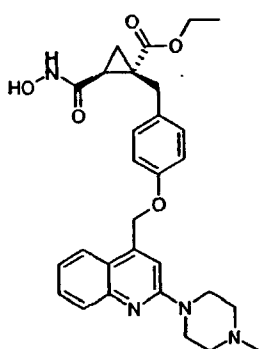
"TABLE 1"

| | | | | |
|----|---|------|-----|---|
| FR |  | 4.28 | 514 | 29 |
| FS |  | | 593 | 29 |
| FT |  | 5.18 | 526 | 30 |
| FU |  | 4.05 | 479 | 14; 31 1HNMR(400 MHz, CD3OD): d 8.05-8.03 (m, 1H), 7.95-7.93 (m 1H), 7.84-7.80 (m, 1H), 7.57-7.53 (m, 1H), 7.39 (m, 1H), 7.25-7.20 (m, 1H), 7.11-7.04 (m, 2H), 5.63 (m, 2H), 3.81-3.78 (m, 4H), 3.27-3.14 (m, 2H), 2.21-2.17 (m, 5H), 1.57-1.53 (m, 1H), 1.45-1.43 (m, 1H). |
| FV |  | 4.18 | 493 | 14; 31 1HNMR(400 MHz, CD3OD): d 8.01-7.99 (m, 1H), 7.92-7.90 (m, 1H), 7.79-7.75 (m, 1H), 7.52-7.48 (m, 1H), 7.34 (s, 1H), 7.22-7.18 (m, 1H), 7.11-7.03 (m, 2H), 5.63 (m, 2H), 4.51-4.46 (m, 1H), 3.91-3.88 (m, 1H), 3.71-3.64 (m, 1H), 3.27-3.12 (m, 2H), 2.30-2.13 (m, 4H), 1.95-1.93 (m, 1H), 1.55-1.53 (m, 1H), 1.45-1.43 (m, 1H), 1.33-1.31 (m, 3H). |

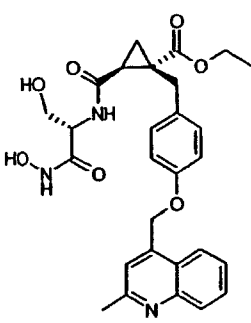
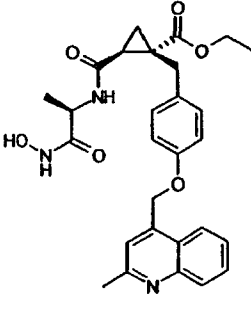
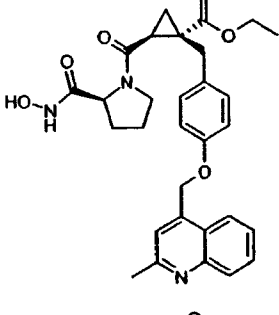
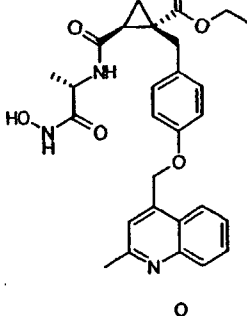
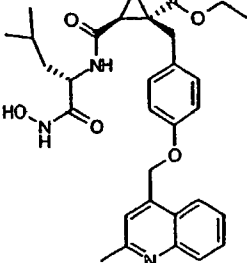
"TABLE 1"

| | | | | | |
|----|--|------|-----|---|--------|
| FW | | 3.64 | 495 | ¹ H NMR (400 MHz, CD ₃ OD): δ 7.90-7.88 (m, 1H), 7.73-7.71 (m, 1H), 7.60-7.56 (m, 1H), 7.34-7.30 (m, 2H), 7.16-6.99 (m, 3H), 5.51 (s, 2H), 3.82-3.80 (m, 4H), 3.71-3.69 (m, 4H), 3.25-3.12 (m, 2H), 2.17-2.14 (m, 1H), 1.55-1.52 (m, 1H), 1.47-1.43 (m, 1H). | 14; 31 |
| FX | | 3.31 | 508 | ¹ H NMR (CD ₃ OD): δ 8.08-8.06 (m, 2H), 7.85-7.81 (m, 1H), 7.63-7.57 (m, 2H), 7.23-7.18 (m, 1H), 7.10-7.03 (m, 2H), 5.63 (s, 2H), 4.28-4.14 (m, 4H), 3.58-3.50 (m, 4H), 3.27-3.14 (m, 2H), 3.00 (s, 3H), 2.25-2.18 (m, 1H), 1.56-1.53 (m, 1H), 1.45-1.42 (m, 1H). | 14; 31 |
| FY | | 4.45 | 494 | | 31 |
| FZ | | 4.48 | 510 | | 31 |

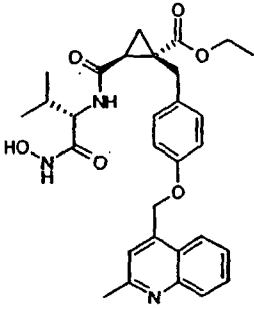
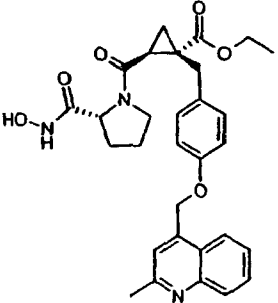
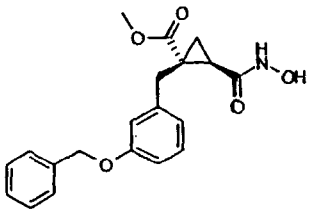
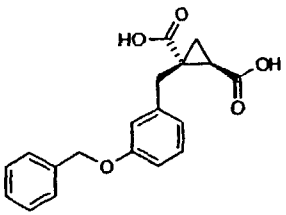
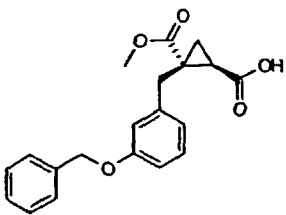
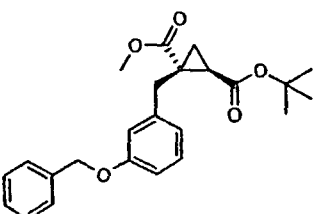
"TABLE 1"

| | | | | |
|----|---|------|-----|----|
| GA |  | 3.78 | 523 | 31 |
| GB |  | 4.01 | 454 | 31 |
| GC |  | 3.58 | 509 | 31 |
| GD |  | 4.05 | 519 | 30 |

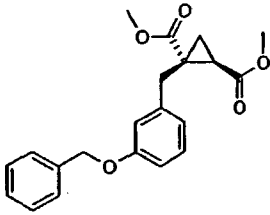
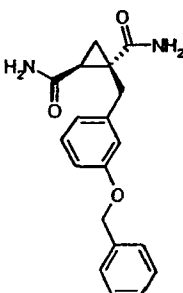
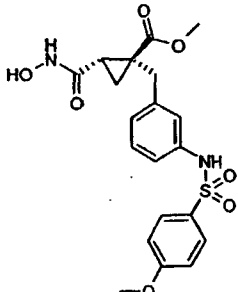
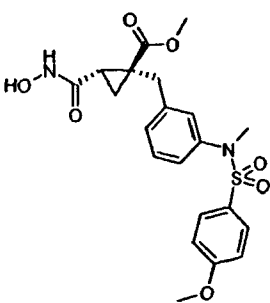
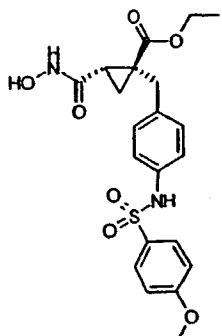
"TABLE 1"

| | | | |
|----|---|-----|----|
| GE |  | 522 | 34 |
| GF |  | 506 | 34 |
| GG |  | 532 | 34 |
| GH |  | 506 | 34 |
| GI |  | 548 | 34 |

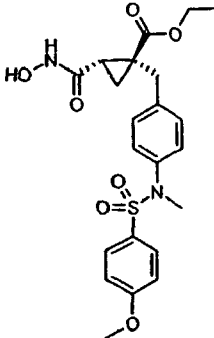
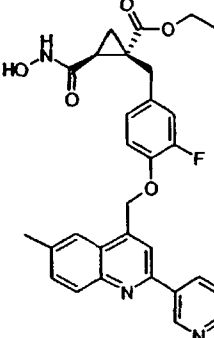
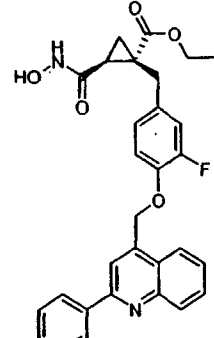
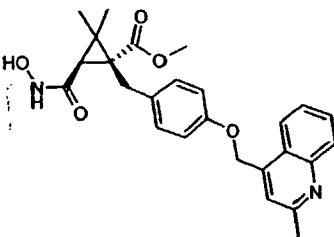
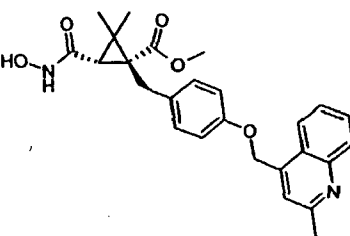
"TABLE 1"

| | | | |
|----|---|----------|---|
| GJ |  | 534 | 34 |
| GK |  | 532 | 34 |
| GL |  | 4.76 356 | 1H NMR (CD ₃ CN): d 7.6 - 7.4 (m, 5H); 7.3 (m, 1H); 6.95 (m, 3H); 5.2 (s, 2H); 3.7 (s, 3H); 3.3 - 3.1 (m, 2H); 2.4 (m, 1H); 1.65 - 1.55 (m, 2H). 35 |
| GM |  | 327 | 35A; 3A; 2B |
| GN |  | 341 | 35A; 2B |
| GO |  | 6.06 397 | 35A |

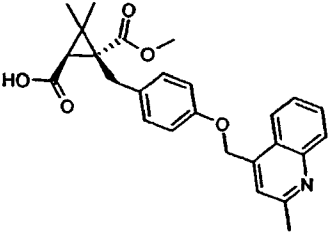
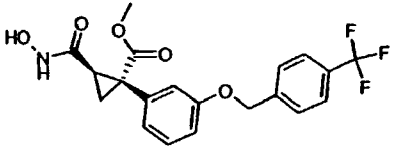
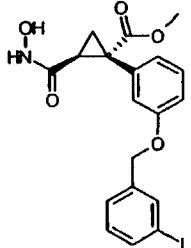
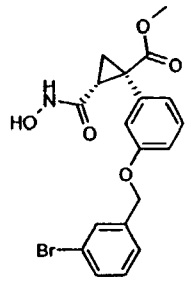
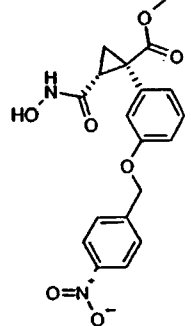
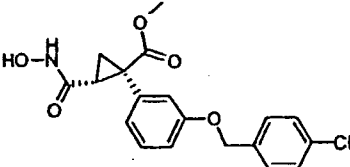
"TABLE 1"

| | | | |
|----|---|----------|---|
| GP |  | 355 | 35A; 3A; 2B; 9C |
| GQ |  | 3.91 325 | 35A; 3A; 2B;8C |
| GR |  | 3.86 435 | 1H NMR (CDCl ₃): d 7.67 (m, 2H), 7.09-6.97 (m, 3H), 6.88 (m, 2H), 6.72 (m, 1H), 3.81 (s, 3H), 3.62 (s, 3H), 3.34 (m, 1H), 3.02 (m, 1H), 2.41-2.37 (m, 1H), 1.65-1.62 (m, 1H), 1.55- 1.52 (m, 1H) 36ABC E |
| GS |  | 4.11 449 | 1H NMR (CDCl ₃): d 7.50 (m, 2H), 7.14-7.17 (m, 3H), 6.92 (m, 2H), 6.57 (m, 1H), 3.86 (s, 3H), 3.73 (m, 1H), 3.70 (s, 3H), 3.10 (s, 3H), 3.01-2.97 (m, 1H), 1.71-1.59 (m, 2H), 1.27- 1.24 (m, 1H). 36ABC DF |
| GT |  | 4.06 449 | 1H NMR (CD ₃ OD): d 7.65-7.63 (m, 2H), 7.10-7.08 (m, 2H), 6.97-6.94 (m, 4H), 4.00 (q, 2H), 3.82 (s, 3H), 3.16-2.98 (m, 2H), 2.27-2.24 (m, 1H), 1.53-1.49 (m, 2H), 1.06 (m, 3H) 37A |

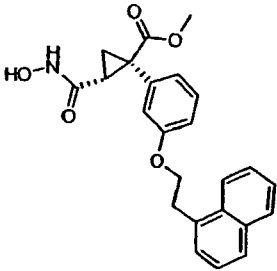
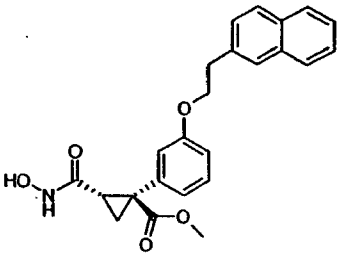
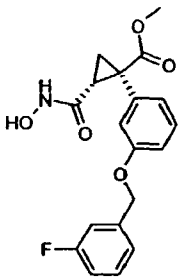
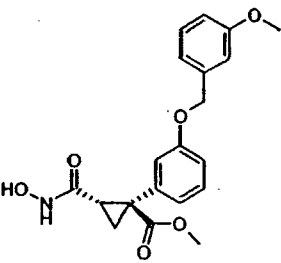
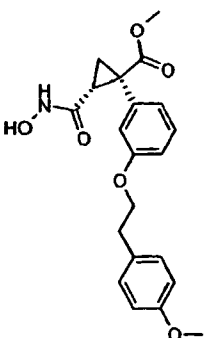
"TABLE 1"

| | | | | | |
|--------|---|------|-----|---|-----|
| GU |  | 4.36 | 463 | ¹H NMR (CD₃OD): d 7.45-7.42 (m, 2H), 7.20-7.18 (m, 2H), 7.02-6.96 (m, 4H), 4.06 (q, 2H), 3.87 (s, 3H), 3.23-3.09 (m, 2H), 3.12 (s, 3H), 2.32-2.28 (m, 1H), 1.57-1.54 (m, 2H), 1.14 (m, 3H) | 37B |
| GV |  | 4.71 | 530 | | 38 |
| G W |  | 4.41 | 515 | | 38 |
| GX |  | 4.49 | | ¹H NMR (300 MHz, DMSO), d 10.74 (s, 1H), 8.79 (s, 1H), 8.07 (m, 1H), 7.95 (m, 1H), 7.74-7.59 (m, 1H), 7.58-7.53 (m, 1H), 7.51 (s, 1H), 7.05 (m, 2H), 6.96 (m, 2H), 5.53 (s, 2H), 3.63 (m, 1H), 3.46 (s, 3H), 3.05 (m, 1H), 2.63 (s, 3H), 1.97 (s, 1H), 1.34 (s, 3H), 1.03 (s, 3H) | 39 |
| GY |  | 4.49 | | ¹H NMR (300 MHz, DMSO), d 10.42 (s, 1H), 8.71 (s, 1H), 8.08 (m, 1H), 7.95 (m, 1H), 7.75-7.68 (m, 1H), 7.58-7.48 (m, 2H), 7.10 (m, 2H), 7.02 (m, 2H), 5.55 (s, 2H), 3.39 (s, 3H), 3.21 (m, 1H), 2.77 (m, 1H), 2.64 (s, 3H), 1.43 (s, 1H), 1.32 (s, 3H), 1.25 (s, 3H) | 39 |

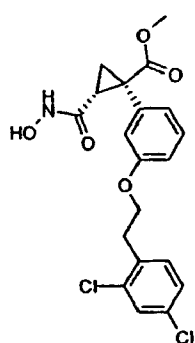
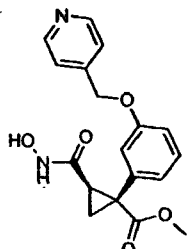
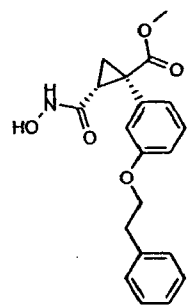
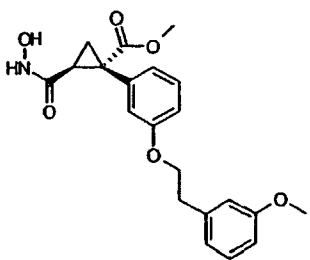
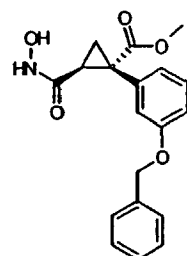
"TABLE 1"

| | | | |
|----|---|--------------------------|--------------|
| GZ |  | 434 | 39A; 10B |
| HA |  | 4.56 410 | 1; 2B; 20 |
| HB |  | 4.41 468 | 1; 2B; 20 |
| HC |  | 4.46 421 | 1; 2B; 20 |
| HD |  | 4.21 387 | 1; 2B; 20 |
| HE |  | 4.01 4.21 376 4.41 | 1; 2B; 20 |

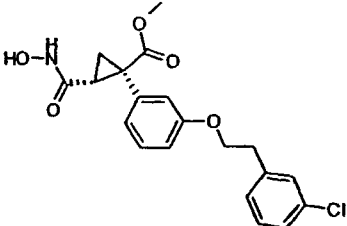
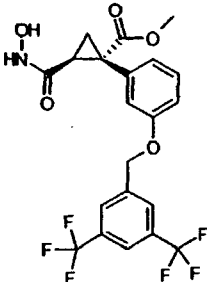
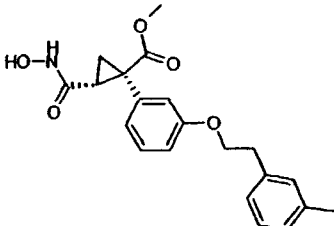
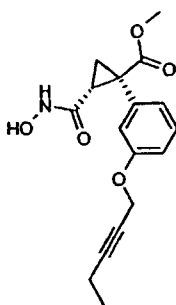
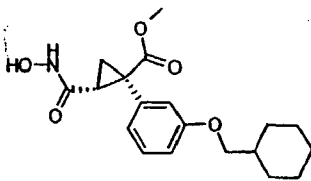
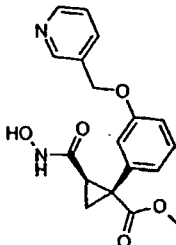
"TABLE 1"

| | | | | |
|----|---|------|-----|--------------|
| HF |  | 4.66 | 406 | 1; 2B; 20 |
| HG |  | 4.66 | 406 | 1; 2B; 20 |
| HH |  | 4.21 | 360 | 1; 2B; 20 |
| HI |  | 4.16 | 372 | 1; 2B; 20 |
| HJ |  | 4.31 | 386 | 1; 2B; 20 |

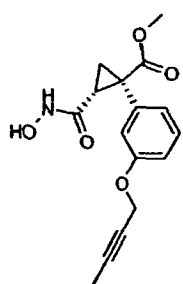
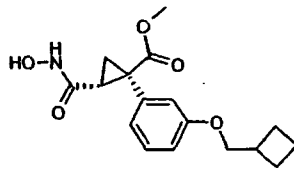
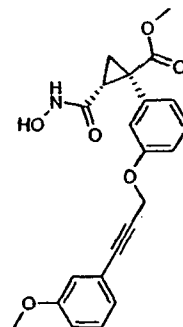
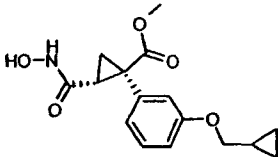
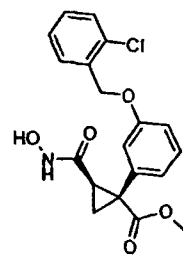
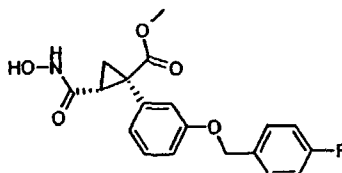
"TABLE 1"

| | | | | |
|----|---|--------------|-----|---|
| HK |  | 4.81 | 424 | 1; 2B; 20 |
| HL |  | 2.75 2.96 | 343 | 1; 2B; 20 |
| HM |  | 4.31 | 356 | 1; 2B; 20 |
| HN |  | 4.31 | 386 | 1; 2B; 20 |
| HO |  | 4.06 | 342 | 1H NMR (CD3CN): d 7.65-7.4 (m, 5H); 7.35 (m, 1H); 7.0 (m, 3H); 5.19 (m, 2H); 3.7 (s, 3H); 2.4 (m, 1H); 2.05 (m,); 1.85(m, 1H) 1; 2B; 20 |

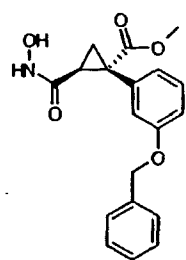
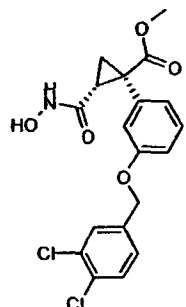
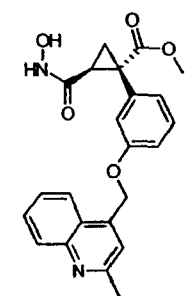
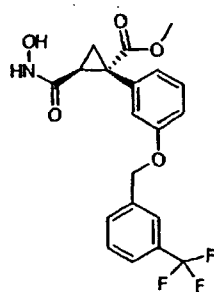
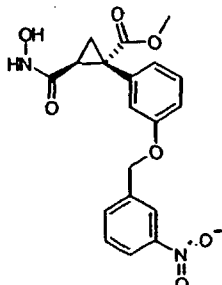
"TABLE 1"

| | | | | |
|----|---|------|-----|--------------|
| HP |  | 4.56 | 390 | 1; 2B; 20 |
| HQ |  | 4.86 | 478 | 1; 2B; 20 |
| HR |  | 3.91 | 370 | 1; 2B; 20 |
| HS |  | 3.96 | 318 | 1; 2B; 20 |
| HT |  | 4.61 | 348 | 1; 2B; 20 |
| HU |  | 2.91 | 343 | 1; 2B; 20 |

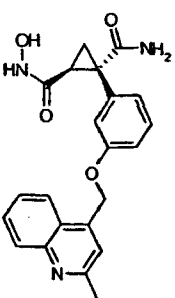
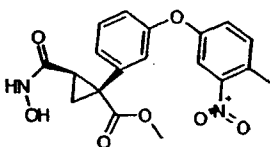
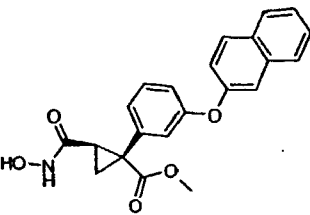
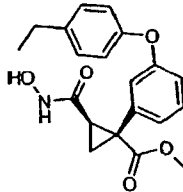
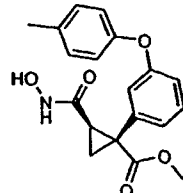
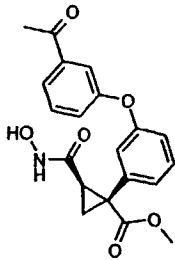
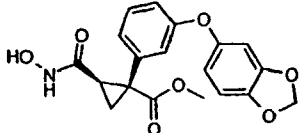
"TABLE 1"

| | | | | |
|----|---|--------------|-----|--------------|
| HV |  | 3.76 | 304 | 1; 2B; 20 |
| HW |  | 4.11 | 320 | 1; 2B; 20 |
| HX |  | 4.31 | 396 | 1; 2B; 20 |
| HY |  | 3.76 | 306 | 1; 2B; 20 |
| HZ |  | 4.36 | 376 | 1; 2B; 20 |
| IA |  | 3.76 4.01 | 360 | 1; 2B; 20 |

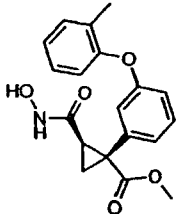
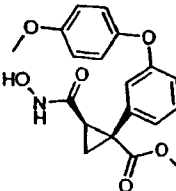
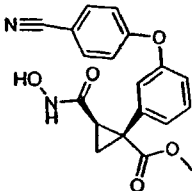
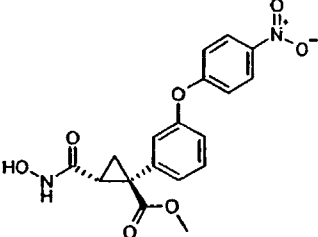
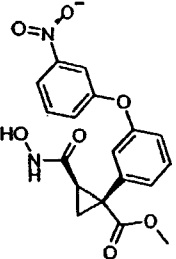
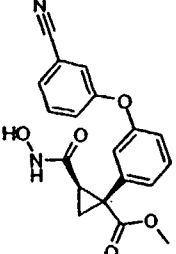
"TABLE 1"

| | | | | |
|----|---|----------|---|--------------|
| IB |  | 4.11 342 | 1; 2B; 20 | |
| IC |  | 4.66 410 | 1; 2B; 20 | |
| ID |  | 3.31 407 | ¹H NMR (CD₃CN): d 8.45 (d, 1H); 8.25-8.05 (m, 3H); 7.95 (m, 1H); 7.25 (m, 1H); 7.05-6.95 (m, 3H); 5.85 (m, 2H); 3.6 (s, 3H); 3.0 (s, 3H); 2.55 (m, 1H); 2.0 (m, 1H); 1.8 (m, 1H). | 1; 2B; 20 |
| IE |  | 4.51 410 | 1; 2B; 20 | |
| IF |  | 4.16 387 | 1; 2B; 20 | |

"TABLE 1"

| | | | | | |
|----|---|------|-----|---|-----------------------|
| IG |  | 2.86 | 392 | ¹H NMR (CD₃CN): d 8.45 (m, 1H); 8.25-8.05 (m, 3H); 7.95 (m, 1H); 7.25 (m, 1H); 7.05-6.95 (m, 3H); 5.85 (m, 2H); 3.0 (s, 3H); 2.55 (m, 1H); 2.0 (m, 1H); 1.8 (m, 1H). | 1; 2B; 20 |
| IH |  | 4.18 | 387 | | 1; 2B; 20AB; 21 |
| II |  | 4.35 | 378 | | 1; 2B; 20AB; 21 |
| IJ |  | 4.31 | 356 | | 1; 2B; 20AB; 21 |
| IK |  | 4.11 | 342 | | 1; 2B; 20AB; 21 |
| IL |  | 3.78 | 370 | | 1; 2B; 20AB; 21 |
| IM |  | | 372 | | 1; 2B; 20AB; 21 |

"TABLE 1"

| | | | | |
|----|---|------|-----|-----------------------|
| IN |  | 4.11 | 342 | 1; 2B; 20AB; 21 |
| IO |  | 3.88 | 358 | 1; 2B; 20AB; 21 |
| IP |  | 3.81 | 353 | 1; 2B; 20AB; 21 |
| IQ |  | 3.98 | 373 | 1; 2B; 20AB; 21 |
| IR |  | 4.01 | 373 | 1; 2B; 20AB; 21 |
| IS |  | 3.84 | 353 | 1; 2B; 20AB; 21 |

"TABLE 1"

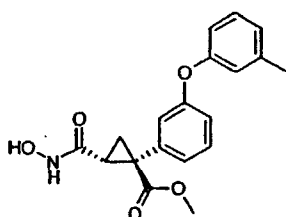
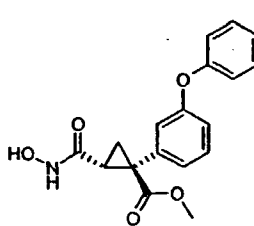
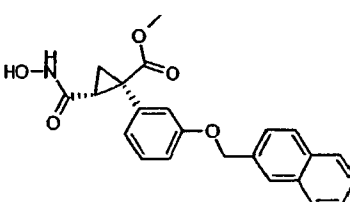
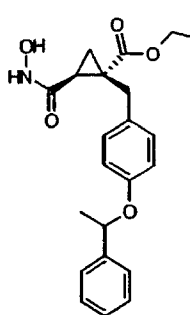
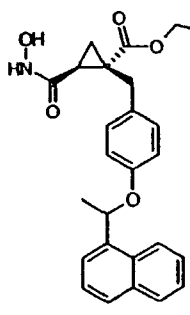
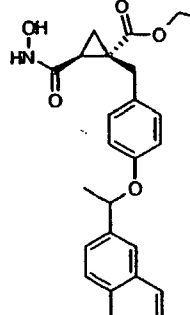
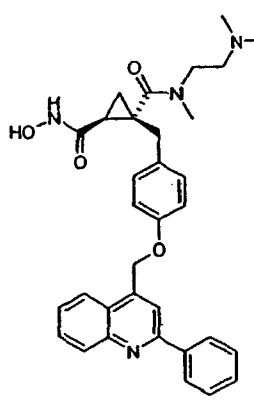
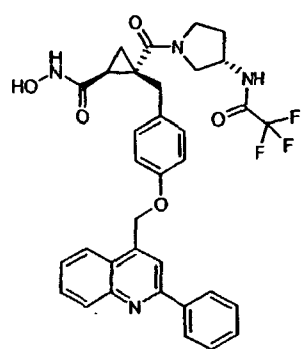
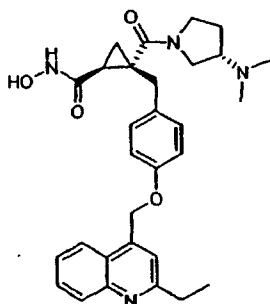
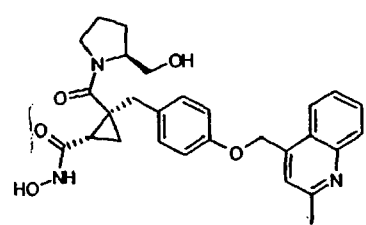
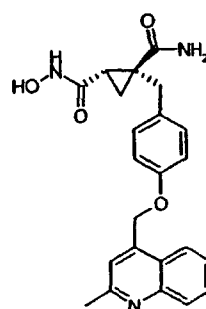
| | | | |
|----|---|-------------------|-----------------------|
| IT |  | 4.31 342 | 1; 2B; 20AB; 21 |
| IU |  | 3.91 328 | 1; 2B; 20AB; 21 |
| IV |  | 4.11, 4.36 392 | 1; 2B; 20AB; 21 |
| IW |  | 4.95 384 | 10ABC |
| IX |  | 434 | 10ABC |
| IY |  | 434 | 10ABC |

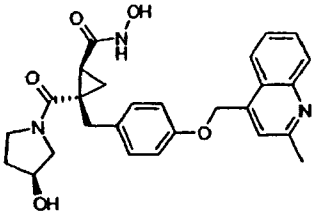
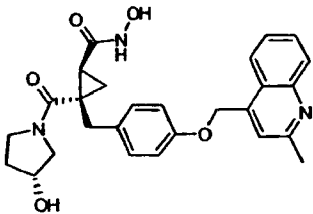
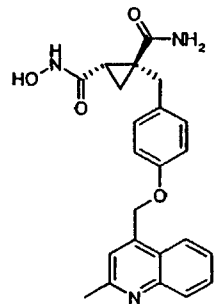
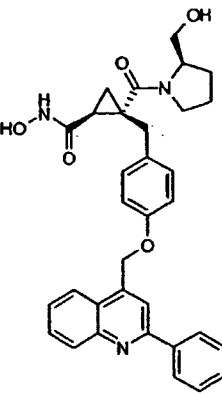
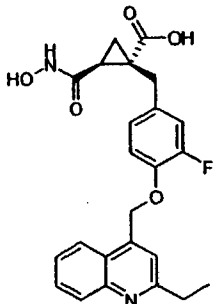
TABLE 1

| | | | | |
|----|--|----------|--|-------|
| IZ | | 3.91 552 | <p>¹H NMR(400 MHz, CD₃OD): d 8.42-8.32 (m, 3H), 8.12-8.06 (m, 3H), 7.92-7.88 (m, 1H), 7.72-7.68 (m, 3H), 7.17-7.15 (m, 2H), 7.09-7.07 (m, 2H), 5.85 (s, 2H), 3.97-3.88 (m, 1H), 3.52-3.35 (m, 4H), 3.20-3.08 (m, 2H), 2.02-1.98 (m, 1H), 1.88-1.82 (m, 1H), 1.77-1.71 (m, 1H).</p> | 10ABD |
| JA | | 4.21 565 | <p>¹H NMR(400 MHz, CD₃OD): d 8.35-8.28 (m, 3H), 8.13-8.11 (m, 2H), 8.04-7.98 (m, 1H), 7.86-7.81 (m, 1H), 7.67-7.65 (m, 3H), 7.20-7.17 (m, 2H), 7.12-7.10 (m, 2H), 5.81 (s, 2H), 3.80-3.43 (m, 5H), 3.14-3.11 (m, 1H), 3.03-2.97 (m, 1H), 2.92-2.80 (m, 6H), 2.36-2.32 (m, 2H).</p> | 10ABD |
| JB | | 4.21 565 | | 10ABD |
| JC | | 3.64 490 | <p>¹H NMR(400 MHz, CD₃OD): d 8.46-8.44 (m, 1H), 8.24-8.14 (m, 3H), 8.00-7.96 (m, 1H), 7.19-7.06 (m, 4H), 5.85 (s, 2H), 4.38-4.35 (m, 1H), 3.65-3.36 (m, 4H), 3.33-3.27 (m, 1H), 3.15-2.99 (m, 2H), 1.96-1.78 (m, 3H), 1.54-1.45 (m, 5H).</p> | 10ABD |

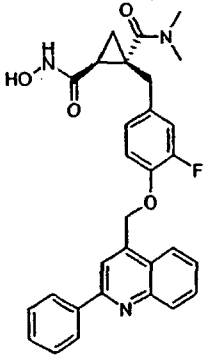
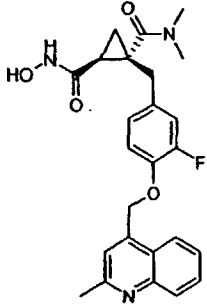
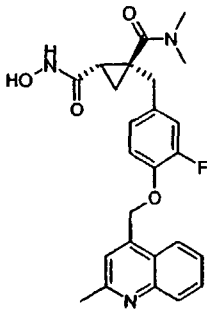
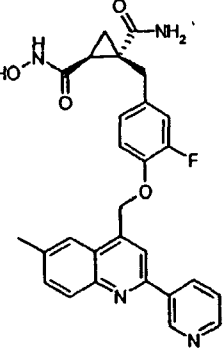
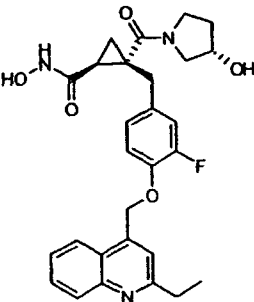
"TABLE 1"

| | | | | | |
|----|---|------|-----|---|-------|
| JD |  | 3.61 | 553 | ¹ H NMR(400 MHz, CD ₃ OD): d 8.41-8.33 (m, 3H), 8.12-8.10 (m, 3H), 7.93-7.90 (m, 1H), 7.71-7.69 (m, 3H), 7.18-7.10 (m, 4H), 5.85 (s, 2H), 3.63-3.49 (m, 2H), 3.16-3.09 (m, 7H), 2.92-2.78 (m, 6H), 2.03-2.01 (m, 1H), 1.53-1.51 (m, 1H), 1.45-1.42 (m, 1H). | 10ABD |
| JE |  | 3.94 | 633 | | 10ABD |
| JF |  | 3.81 | 517 | | 10ABD |
| JG |  | 3.48 | 490 | | 10ABD |
| JH |  | 3.11 | 406 | ¹ H NMR (CD ₃ OD): d 8.44 (m, 1H); 8.16 (m, 3H); 7.97 (m, 1H); 7.27 (m, 2H); 7.09 (m, 2H); 5.85 (s, 2H); 3.20 (m, 2H); 3.01 (s, 3H); 2.17-2.13 (m, 1H), 1.56-1.52 (m, 1H), 1.48-1.45 (m, 1H) | 10ABD |

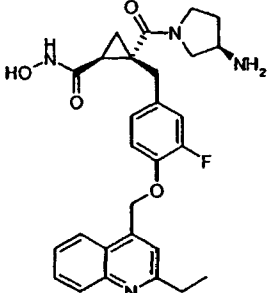
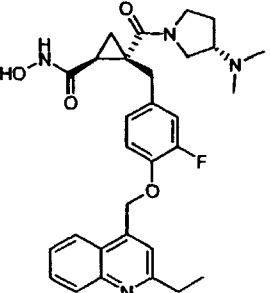
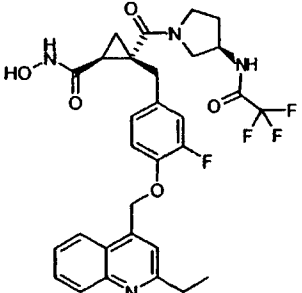
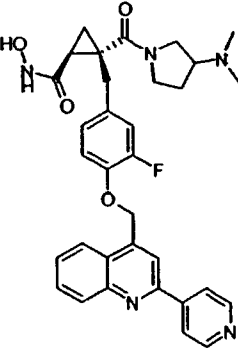
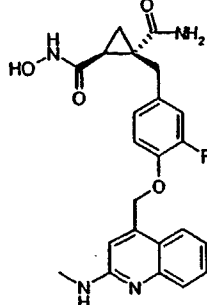
"TABLE 1"

| | | | | |
|----|---|------|-----|------------------------------|
| JI |  | 3.21 | 476 | 10ABD |
| JJ |  | 3.21 | 476 | 10ABD |
| JK |  | 3.11 | 406 | 10ABD |
| JL |  | 4.01 | 552 | 10ABD |
| JM |  | 3.91 | 439 | 12; 10AB; 2C; 3A;3C |

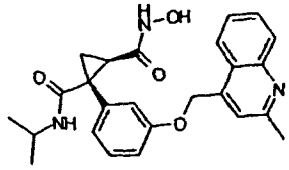
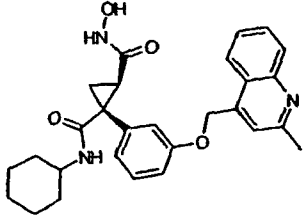
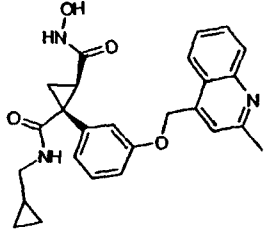
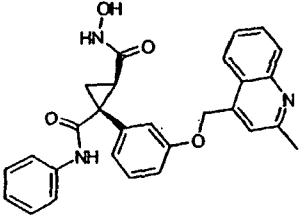
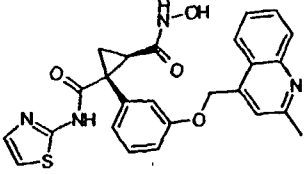
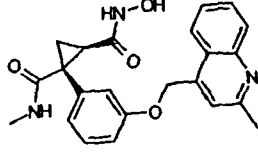
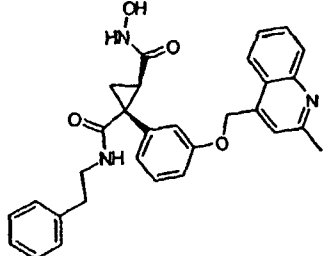
"TABLE 1"

| | | | | | |
|----|---|------|-----|--|--------------|
| JN |  | 4.98 | 514 | 1H NMR(400 MHz, CD3OD): d 8.4 (d, 1H); 8.39 (s, 1H); 8.35 (m, 1H); 8.1 (m, 2H); 8.05 (m, 1H); 7.9 (m, 2H); 7.7 (m, 2H); 7.22 (m, 1H); 6.9-7.0 (m, 2H); 5.9(s, 2H); 3.1 (br, 2H); 3.0 (br, 3H); 2.8 (br, 3H); 2.9 (m, 1H); 1.5 (m, 1H); 1.39 (m, 1H). | 12; 10ABD |
| JO |  | 4.55 | 452 | | 12; 10ABD |
| JP |  | 3.18 | 452 | | 12; 10ABD |
| JQ |  | 4.05 | 501 | | 12; 10ABD |
| JR |  | 3.68 | 508 | 1HNMR(400 MHz, CD3OD): d 8.44-8.42 (m, 1H), 8.24-8.14 (m, 3H), 7.99-7.95 (m, 1H), 7.27-7.21 (m, 1H), 7.07-6.98 (m, 2H), 5.91 (s, 2H), 4.43-4.37 (m, 1H), 3.67-3.63 (m, 2H), 3.49-3.40 (m, 2H), 3.33-3.27 (m,), 3.16-3.03 (m, 2H), 1.94-1.86 (m, 2H), 1.54-1.46 (m, 6H). | 12; 10ABD |

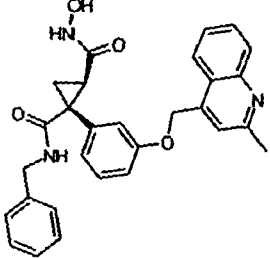
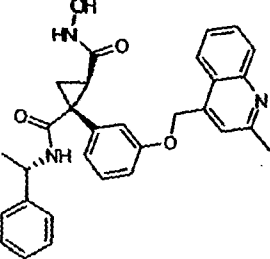
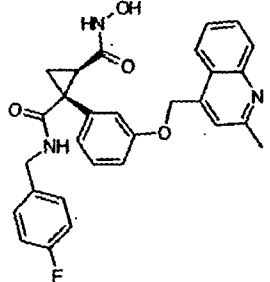
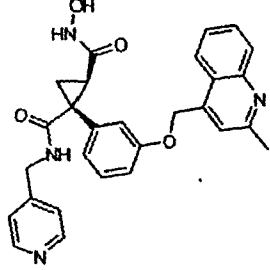
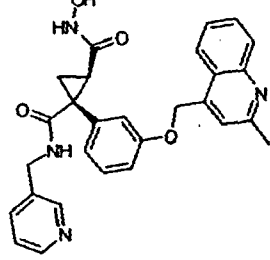
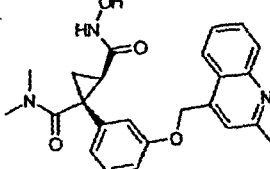
"TABLE 1"

| | | | | |
|----|---|------|-----|---|
| JS |  | 3.48 | 507 | 12; 10ABD |
| JT |  | 3.61 | 535 | 12; 10ABD |
| JU |  | 3.61 | 603 | 12; 10ABD |
| JV |  | 584 | | 12; 10ABD |
| JW |  | 3.58 | 439 | ¹ HNMR(400 MHz, CD ₃ OD): δ 7.99-7.97 (m, 1H), 7.90-7.88 (m, 1H), 7.80-7.77 (m, 1H), 7.56-7.52 (m, 1H), 7.28 (s, 1H), 7.20-7.16 (m, 1H), 7.10-7.03 (m, 2H), 5.58 (s, 2H), 3.27-3.13 (m, 5H), 2.18-2.13 (m, 1H), 1.56-1.54 (m, 1H), 1.45-1.43 (m, 1H). |

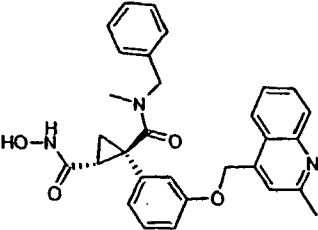
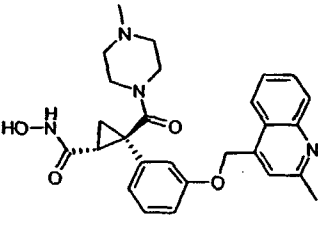
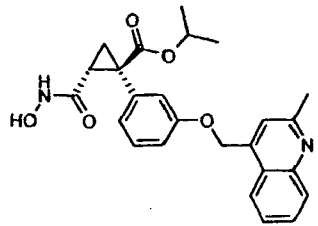
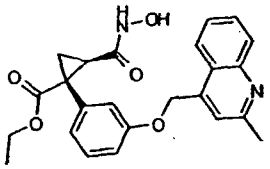
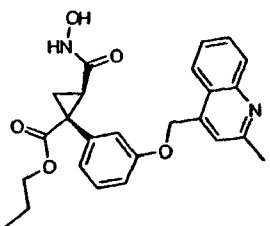
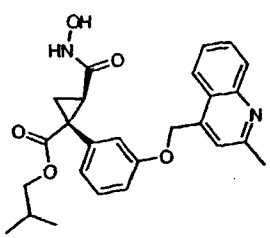
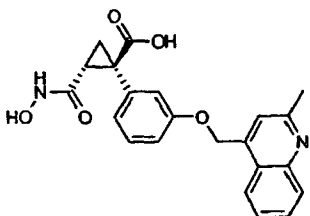
"TABLE 1"

| | | | | |
|----|---|------|-----|--------|
| JX |  | 2.25 | 434 | 2AB; 6 |
| JY |  | 2.6 | 474 | 2AB; 6 |
| JZ |  | 2.3 | 446 | 2AB; 6 |
| KA |  | 2.5 | 468 | 2AB; 6 |
| KB |  | 2.3 | 475 | 2AB; 6 |
| KC |  | 1.95 | 406 | 2AB; 6 |
| KD |  | 2.55 | 496 | 2AB; 6 |

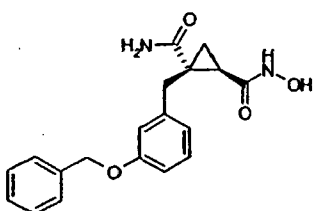
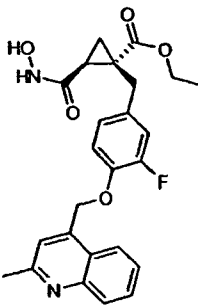
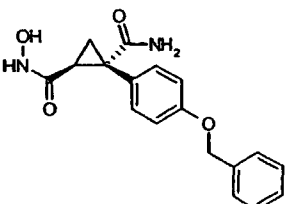
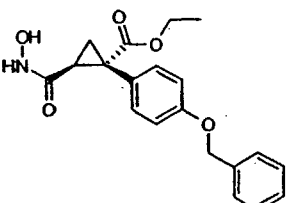
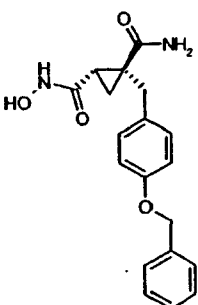
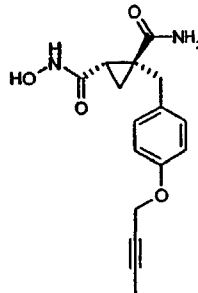
"TABLE 1"

| | | | | |
|----|---|------|-----|--------|
| KE |  | 2.45 | 482 | 2AB; 6 |
| KF |  | 2.6 | 496 | 2AB; 6 |
| KG |  | 2.5 | 500 | 2AB; 6 |
| KH |  | 1.85 | 483 | 2AB; 6 |
| KI |  | 1.85 | 483 | 2AB; 6 |
| KJ |  | 2.15 | 420 | 2AB; 6 |

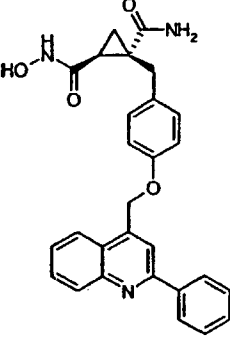
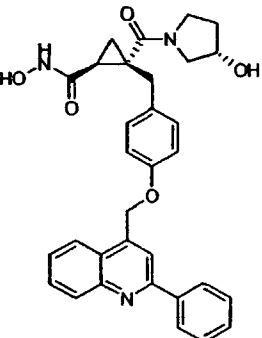
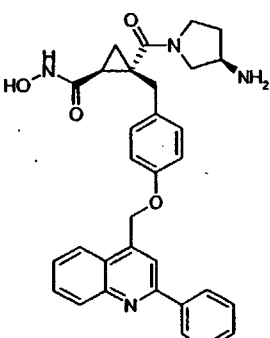
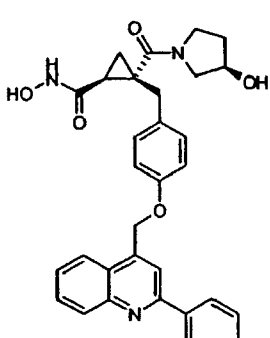
"TABLE 1"

| | | | | |
|----|---|------|-----|-----------------|
| KK |  | 2.6 | 496 | 2AB; 6 |
| KL |  | 1.8 | 475 | 2AB; 6 |
| KM |  | 4.01 | 435 | 1;7AB C; 8AB |
| KN |  | 2.4 | 421 | 1;7AB C; 8AB |
| KO |  | 2.55 | 435 | 1;7AB C; 8AB |
| KP |  | 2.7 | 449 | 1;7AB C; 8AB |
| KQ |  | 3.06 | 393 | 1;7AB C; 8A |

"TABLE 1"

| | | | | | |
|----|---|------|-----|---|----------------------|
| KR |  | 4.16 | 341 | 1H NMR (CD ₃ CN): d 7.65-7.4 (m, 5H); 7.35 (m, 1H); 6.95 (m, 3H); 6.15 (br s, 1H); 5.95 (br s, 1H); 5.2 (s, 2H); 3.4-3.4 (m, 2H); 2.35 (m, 1H); 1.6 (m, 1H); 1.47 (m, 1H). | 35A;7 ABC;8 AC |
| KS |  | 3.91 | 453 | 1H NMR (CD ₃ OD): d 8.19 (m, 1H), 8.05 (m, 1H), 7.87 (m, 1H), 7.75 (s, 1H); 7.70 (m, 1H); 7.15 (m, 1H); 7.06 (m, 1H); 7.00 (m, 1H); 5.70 (s, 2H), 4.06 (m, 2H); (s, 3H), 3.02-3.21 (m, 2H), 2.79 (s, 3H), 2.26 (m, 1H), 1.53 (m, 2H), 1.14 (m, 3H) | 38 |
| KT |  | 3.51 | 327 | 1H NMR (CD ₃ CN): d 7.65-7.45 (m, 5H); 7.4 (m, 2H); 7.1 (m, 2H); 6.0 (br s, 1H); 5.65 (br s, 1H); 2.6 (m, 1H); 1.85 (m, 1H); 1.7 (m, 1H) | 4A; 2ABC; 3 |
| KU |  | 4.26 | 356 | 1H NMR (CD ₃ CN): d 7.62-7.4 (m, 5H); 7.3 (m, 2H); 7.0 (m, 2H); 5.2 (s, 2H); 4.2 (m, 2H); 2.6 (m, 1H); 2.05 (m, 1H); 2.85 (m, 1H), 1.25 (m, 3H). | 4 |
| KV |  | 4.06 | 341 | 1H NMR (CD ₃ CN:D ₂ O (1:1)): d 7.40-7.29 (m, 5H), 7.12 (m, 2H), 6.88 (m, 2H), 5.03 (s, 2H), 3.08-2.85 (m, 2H), 2.06-2.02 (m, 1H), 1.50-1.46 (m, 1H), 1.38-1.35 (m, 1H) | 7ABC; 8AC |
| KW |  | 3.21 | 303 | 1H NMR (CD ₃ OD): d 7.18 (m, 2H), 6.86 (m, 2H), 4.61 (s, 2H), 3.23-3.09 (m, 2H), 2.16-2.13 (m, 1H), 1.81 (m, 3H), 1.55-1.51 (m, 1H), 1.47-1.44 (m, 1H) | 7ABC; 8AC |

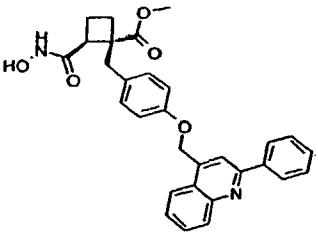
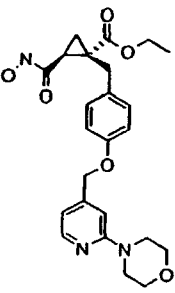
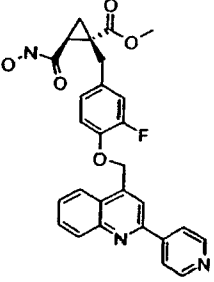
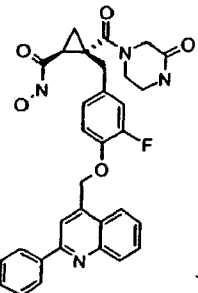
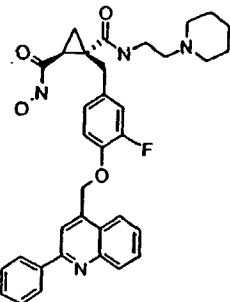
"TABLE 1"

| | | | | | |
|----|---|------|-----|---|--------------|
| KX |  | 4.65 | 468 | ¹ H NMR(400 MHz, CD ₃ OD): d 8.43-8.33 (m, 3H), 8.12-8.09 (m, 3H), 7.94-7.90 (m, 1H), 7.73-7.68 (m, 3H), 7.28-7.26 (m, 2H), 7.11-7.09 (m, 2H), 5.85(s, 2H), 3.27-3.12 (m, 2H), 2.16-2.12 (m, 1H), 1.56-1.53 (m, 1H), 1.47-1.44 (m, 1H) | 7ABC; 8AC |
| KY |  | 3.85 | 538 | ¹ H NMR(400 MHz, CD ₃ OD): d 8.40-8.30 (m, 3H), 8.12-8.04 (m, 3H), 7.90-7.87 (m, 1H), 7.69-7.67 (m, 3H), 7.18-7.06 (m, 4H), 5.84 (s, 2H), 4.35-4.28 (m, 1H), 3.63-3.37 (m, 3H), 3.22-2.96 (m, 3H), 1.90-1.66 (m, 3H), 1.54-1.51 (m, 1H), 1.46-1.42 (m, 1H). | 9;10A BD |
| KZ |  | 3.78 | 537 | ¹ H NMR(400 MHz, CD ₃ OD): d 8.46-8.49 (m, 3H), 8.18-8.09 (m, 3H), 8.00-7.96 (m, 1H), 7.79-7.70 (m, 3H), 7.17-7.09 (m, 4H), 5.87 (s, 2H), 3.85-3.39 (m, 5H), 3.12-3.03 (m, 2H), 2.28-2.16 (m, 1H), 2.00-1.95 (m, 2H), 1.54-1.35 (m, 2H). | 9;10A BD |
| LA |  | 3.81 | 538 | ¹ H NMR(400 MHz, CD ₃ OD): d 8.39-8.29 (m, 3H), 8.12-8.03 (m, 3H), 7.90-7.84 (m, 1H), 7.69-7.67 (m, 3H), 7.17-7.06 (m, 4H), 5.83 (s, 2H), 4.30-4.27 (m, 1H), 3.62-3.39 (m, 3H), 3.26-3.08 (m, 3H), 2.01-1.63 (m, 3H), 1.55-1.45 (m, 1H), 1.37-1.29 (m, 1H). | 9;10A BD |

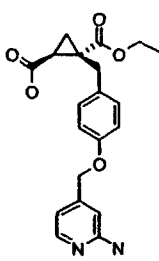
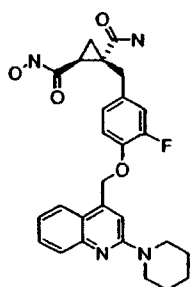
"TABLE 1"

| | | | | |
|----|--|----------|--|----------------------|
| LB | | 4.91 496 | ¹ H NMR(400 MHz, CD ₃ OD): d 8.46-8.35 (m, 3H), 8.16-8.10 (m, 3H) 7.97-7.94 (m, 1H), 7.77-7.71 (m, 3H), 7.14 7.08 (m, 4H), 5.89 (s, 2H), 3.07 (s, 2H), 2.96 (s, 3H), 2.78 (s, 3H), 1.93-1.86 (m, 1H), 1.53-1.50 (m, 1H), 1.36 1.33 (m, 1H) | 9;10A BD |
| LC | | 3.84 420 | | 9;10A BD |
| LD | | 4.66 327 | | 6A; 8A |
| LE | | 326 | | 5AB; 8A;3B; 2B |
| LF | | 4.76 355 | | 6A; 9C |

"TABLE 1"

| | | | |
|----|---|-----|-----------------------|
| LG |  | 497 | 43 |
| LH |  | 456 | 15 |
| LI |  | 502 | 30B |
| LJ |  | 569 | 12ABC ,13,33, 3 |
| LK |  | 597 | 12ABC ,13,33, 3 |

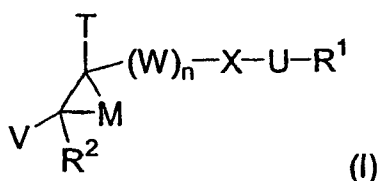
"TABLE 1"

| | | | |
|----|---|-----|--------|
| LL |  <chem>CCOC(=O)[C@H]1CC[C@H]1Cc2ccc(Oc3ccnnc3)cc2</chem> | 371 | 15 |
| LM |  <chem>CC1(C)C(=O)N1Cc2ccc(F)c(Oc3nc4c(ccc5c4nc6cnc36)ccn6)cc2[N+](=O)[O-]</chem> | 493 | 14,,31 |

It will be appreciated by those skilled in the art that changes could be made to the embodiments described above without departing from the broad inventive concept thereof. It is understood, therefore, that this invention is not limited to the particular embodiments disclosed, but it is intended to cover modifications that are within the spirit and scope of the invention, as defined by the appended claims.

THEREFORE, WE CLAIM:

1. A compound represented by Formula (I):



or a pharmaceutically acceptable salt, solvate or isomer thereof, wherein:

M is $-(\text{C}(\text{R}^{30})(\text{R}^{40}))_m-$, wherein m is 1 to 6;

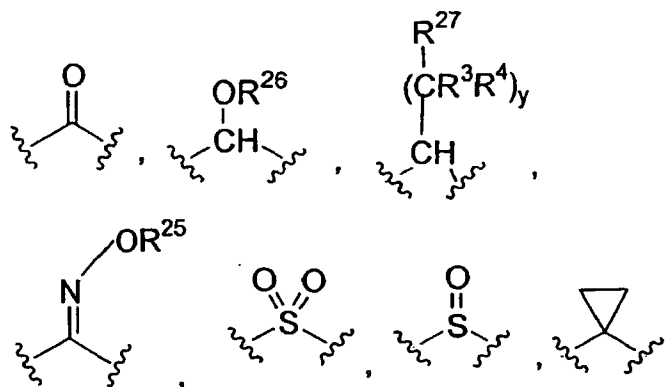
T is selected from the group consisting of R^{21} -substituted alkyl, cycloalkyl, heterocycloalkyl, cycloalkenyl, heterocycloalkenyl, aryl, heteroaryl, $-\text{OR}^3$, $-\text{C}(\text{O})\text{R}^4$, $-\text{C}(\text{O})\text{OR}^3$, $-\text{C}(\text{O})\text{NR}^{24}\text{R}^{25}$, $-\text{C}(\text{O})\text{NR}^{24}\text{OR}^3$, $-\text{C}(\text{O})\text{SR}^3$, $-\text{NR}^{24}\text{R}^{25}$, $-\text{NR}^{25}\text{C}(\text{O})\text{R}^4$, $-\text{NR}^{25}\text{C}(\text{O})\text{OR}^3$, $-\text{NR}^{25}\text{C}(\text{O})\text{NR}^{24}\text{R}^{25}$, $-\text{NR}^{25}\text{C}(\text{O})\text{NR}^{24}\text{OR}^3$, $-\text{SR}^3$, $-\text{S}(\text{O})_x\text{NR}^{24}\text{R}^{25}$, $-\text{S}(\text{O})_x\text{NR}^{25}\text{OR}^3$, $-\text{CN}$, $-\text{P}(\text{O})(\text{R}^{24})(\text{OR}^{24})$, $-\text{P}(\text{O})(\text{OR}^{24})(\text{OR}^{24})$, $-\text{C}(\text{R}^4)(=\text{N}(\text{OR}^3))$, $-\text{C}(\text{O})\text{-AA-NR}^{24}\text{R}^{25}$ and $-\text{C}(\text{O})\text{-AA-NR}^{25}\text{OR}^3$,

wherein each of the cycloalkyl, heterocycloalkyl, cycloalkenyl, heterocycloalkenyl, aryl and heteroaryl groups of T is independently unsubstituted or substituted with one to five independently selected R^{20} moieties which can be the same or different, each R^{20} moiety being independently selected from the group of R^{20} moieties below;

V is selected from the group consisting of alkyl, R^{21} -substituted alkyl, cycloalkyl, heterocycloalkyl, cycloalkenyl, heterocycloalkenyl, aryl, heteroaryl, $-\text{OR}^3$, $-\text{C}(\text{O})\text{R}^4$, $-(\text{CR}^{23}\text{R}^{24})_n\text{C}(\text{O})\text{OR}^3$, $-\text{C}(\text{O})\text{NR}^{24}\text{R}^{25}$, $-(\text{CR}^{23}\text{R}^{24})_n\text{C}(\text{O})\text{NR}^{25}\text{OR}^3$, $-\text{C}(\text{O})\text{SR}^3$, $-\text{NR}^{24}\text{R}^{25}$, $-\text{NR}^{25}\text{C}(\text{O})\text{R}^4$, $-\text{NR}^{25}\text{C}(\text{O})\text{OR}^3$, $-\text{NR}^{25}\text{C}(\text{O})\text{NR}^{24}\text{R}^{25}$, $-\text{NR}^{25}\text{C}(\text{O})\text{NR}^{24}\text{OR}^3$, $-\text{SR}^3$, $-\text{S}(\text{O})_x\text{NR}^{24}\text{R}^{25}$, $-\text{S}(\text{O})_x\text{NR}^{25}\text{OR}^3$, $-\text{CN}$, $-\text{P}(\text{O})(\text{R}^{24})(\text{OR}^{24})$, $-\text{P}(\text{O})(\text{OR}^{24})(\text{OR}^{24})$, $-\text{C}(\text{R}^4)(=\text{N}(\text{OR}^3))$, $-\text{C}(\text{O})\text{-AA-NR}^{24}\text{R}^{25}$ and $-\text{C}(\text{O})\text{-AA-NR}^{25}\text{OR}^3$,

wherein each of the cycloalkyl, heterocycloalkyl, cycloalkenyl, heterocycloalkenyl, aryl and heteroaryl groups of V is independently unsubstituted or substituted with one to three independently selected R^{20} moieties which can be the same or different, each R^{20} moiety being independently selected from the group of R^{20} moieties below;

W is selected from the group consisting of



a covalent bond, $-(\text{C}(\text{R}^3)(\text{R}^4))_{n2}-$, $-\text{O}-$, $-\text{S}-$, and $-\text{N}(\text{Z})-$;

X is selected from the group consisting of alkylene, cycloalkylene, heterocycloalkylene, arylene, heteroarylene and $-\text{C}\equiv\text{C}-$, wherein each of the alkylene, cycloalkylene, heterocycloalkylene, arylene or heteroarylene groups of X is independently unsubstituted or substituted with one to four independently selected R²⁰ moieties which can be the same or different, each R²⁰ moiety being independently selected from the group of R²⁰ moieties below;

U is selected from the group consisting of a covalent bond, $-(\text{C}(\text{R}^3)(\text{R}^4))_p-$, $-\text{Y}-(\text{C}(\text{R}^3)(\text{R}^4))_q-$, $-(\text{C}(\text{R}^3)(\text{R}^4))_t-\text{Y}-$, and $-\text{Y}-$;

Y is selected from the group consisting of $-\text{O}-$, $-\text{S}(\text{O})_x-$, $-\text{N}(\text{Z})-$, $-\text{C}(\text{O})-$, $-\text{OC}(\text{O})-$, $-\text{C}(\text{O})\text{N}(\text{R}^{24})-$, $-\text{N}(\text{R}^{24})\text{C}(\text{O})\text{N}(\text{R}^{25})-$, $-\text{N}(\text{R}^{24})\text{S}(\text{O})-$, $-\text{N}(\text{R}^{24})\text{S}(\text{O})_2-$, $-\text{S}(\text{O})\text{N}(\text{R}^{24})-$, and $-\text{S}(\text{O})_2\text{N}(\text{R}^{24})-$;

Z is selected from the group consisting of $-\text{R}^3$, $-\text{C}(\text{O})\text{R}^3$, $-\text{S}(\text{O})_x\text{R}^3$ and $-\text{C}(\text{O})\text{NR}^3\text{R}^4$;

n is 0 to 2;

n1 is 0 to 2;

n2 is 1 to 2;

p is 1 to 4;

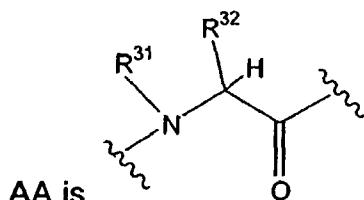
q is 1 to 4;

t is 1 to 4;

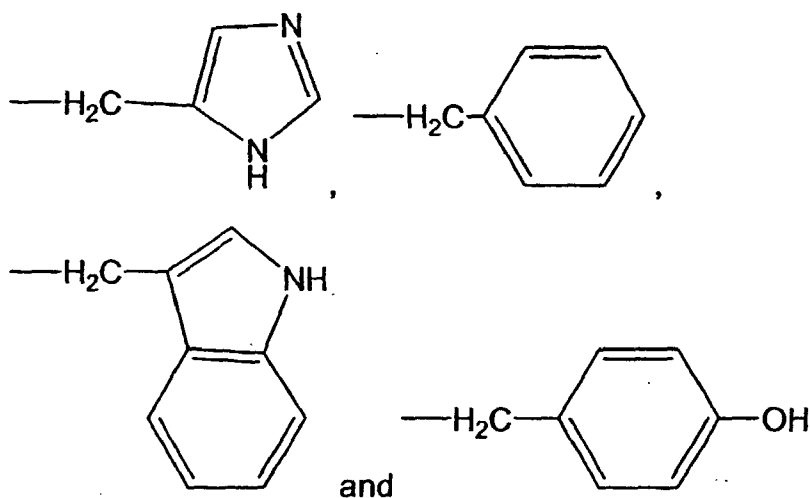
v is 1 to 3;

x is 0 to 2;

y is 0 to 3;



AA is , wherein R^{31} and R^{32} are the same or different and are each independently selected from the group consisting of H, alkyl, cycloalkyl, aryl, heteroaryl, $-NR^{24}R^{25}$, $-(CH_2)_3NH(C=NH)NH_2$, $-CH_2C(O)NH_2$, $-CH_2C(O)OH$, $-CH_2SH$, $-CH_2S-SCH_2CH(NH_2)C(O)OH$, $-CH_2CH_2C(O)OH$, $-CH_2CH_2C(O)NH_2$, $-(CH_2)_4NH_2$, $-CH_2CH_2CH(OH)CH_2NH_2$, $-CH_2CH(CH_3)_2$, $-CH(CH_3)CH_2(CH_3)$, $-CH_2CH_2SCH_3$, $-CH_2OH$, $-CH(OH)(CH_3)$,

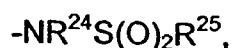


or R^{31} and R^{32} , together with the N to which R^{31} is attached and the C to which R^{31} is attached, form a 5-membered ring which is unsubstituted or independently substituted with a hydroxyl group;

R^1 is selected from the group consisting of alkyl, R^{21} -substituted alkyl, cycloalkyl, heterocycloalkyl, cycloalkenyl, heterocycloalkenyl, aryl, heteroaryl, $-C\equiv CR^3$ and $-CR^3=CR^4R^5$,

wherein each of the alkyl, cycloalkyl, heterocycloalkyl, cycloalkenyl, heterocycloalkenyl, aryl and heteroaryl groups of R^1 is independently unsubstituted or substituted with one to five independently selected R^{20} moieties which can be the same or different, each R^{20} moiety being independently selected from the group of R^{20} moieties below,

each R^2 , R^4 and R^5 is the same or different and each is independently selected from the group consisting of H, halo, alkyl, R^{22} -substituted alkyl, cycloalkyl, heterocycloalkyl, cycloalkenyl, heterocycloalkenyl, aryl, heteroaryl, $-OR^6$, $-C(O)R^7$, $-C(O)OR^6$, $-NR^{24}R^{25}$, $-NR^{24}C(O)R^{25}$, $-N(=C-O-NR^{24}R^{25})$,



wherein each of the cycloalkyl, heterocycloalkyl, cycloalkenyl, heterocycloalkenyl, aryl and heteroaryl groups of R^2 , R^4 and R^5 is independently unsubstituted or substituted with one to four independently selected alkyl, R^{22} -substituted alkyl or R^{22} moieties which can be the same or different, each R^{22} moiety being independently selected from the group of R^{22} moieties below;

each R^3 is the same or different and is independently selected from the group consisting of H, alkyl, R^{22} -substituted alkyl, cycloalkyl, heterocycloalkyl, cycloalkenyl, heterocycloalkenyl, aryl, heteroaryl, $-\text{OR}^6$, $-\text{C}(\text{O})\text{R}^7$, $-\text{C}(\text{O})\text{OR}^6$, $-\text{NR}^{24}\text{R}^{25}$, $-\text{NR}^{24}\text{C}(\text{O})\text{R}^{25}$, $-\text{N}(=\text{C}-\text{O}-\text{NR}^{24}\text{R}^{25})$ and $-\text{NR}^{24}\text{S}(\text{O})_2\text{R}^{25}$,

each of the cycloalkyl, heterocycloalkyl, cycloalkenyl, heterocycloalkenyl, aryl and heteroaryl groups of R^3 is independently unsubstituted or substituted with one to four independently selected alkyl, R^{22} -substituted alkyl or R^{22} moieties which can be the same or different, each R^{22} moiety being independently selected from the group of R^{22} moieties below;

each R^6 is independently selected from the group consisting of H, alkyl and $-\text{OCF}_3$;

each R^7 is independently selected from the group consisting of H, alkyl, heteroaryl and $-\text{CF}_3$;

each R^{20} is independently selected from the group consisting of: alkyl, R^{21} -substituted alkyl, $-\text{OR}^3$, halo, $-\text{CN}$, $-\text{NO}_2$, $-\text{NR}^{24}\text{R}^{25}$, $-\text{C}(\text{O})\text{R}^3$, $-\text{C}(\text{O})\text{OR}^3$, $-\text{C}(\text{O})\text{NR}^{24}\text{R}^{25}$, $-\text{S}(\text{O})_x\text{NR}^{24}\text{R}^{25}$, $-\text{S}(\text{O})_x\text{R}^5$, $-\text{CF}_3$, $-\text{OCF}_3$, $-\text{CF}_2\text{CF}_3$, $-\text{C}(=\text{NOH})\text{R}^3$, aryl, halo-substituted aryl, heteroaryl, cycloalkyl, heterocycloalkyl, $-\text{N}(\text{R}^{25})\text{S}(\text{O})_x\text{R}^5$, $-\text{N}(\text{R}^{25})\text{C}(\text{O})\text{R}^5$, and $-\text{N}(\text{R}^{25})\text{C}(\text{O})\text{NR}^{24}\text{R}^{25}$,

wherein each of the aryl, halo-substituted aryl, heteroaryl, cycloalkyl and heterocycloalkyl groups of R^{20} is independently unsubstituted or substituted with one to four independently selected R^{22} moieties which can be the same or different, each R^{22} moiety being independently selected from the group of R^{23} moieties below,

or two R^{20} groups taken together with the carbon to which both R^{20}



R^{21} is one to three substituents independently selected from the group consisting of: $-OR^3$, halo, $-CN$, $-NO_2$, $-NR^{24}R^{25}$, $-C(O)R^3$, $-C(O)OR^3$, $-C(O)NR^{24}R^{25}$, $-S(O)_xNR^{24}R^{25}$, $-SO_xR^5$, $-CF_3$, $-OCF_3$, $-CF_2CF_3$, $-C(=NOH)R^3$, R^{23} -substituted alkyl, aryl, heteroaryl, cycloalkyl, heterocycloalkyl, $-N(R^{25})S(O)_xR^5$, $-N(R^{25})C(O)R^5$, and $-N(R^{25})C(O)NR^{24}R^{25}$;

wherein each of the aryl, halo-substituted aryl, heteroaryl, cycloalkyl, and heterocycloalkyl groups of R^{21} is independently unsubstituted or substituted with one to four independently selected R^{23} moieties which can be the same or different, each R^{23} moiety being independently selected from the group of R^{23} moieties below,

or two R^{21} groups taken together with the carbon to which both R^{21}

groups are attached is  ;

each R^{22} is independently selected from the group consisting of: halo, alkynyl, aryl, heteroaryl, $-OR^{24}$, $-(C_1-C_6 \text{ alkyl})-OR^{24}$, $-CN$, $-NO_2$, $-NR^{24}R^{25}$, $-C(O)R^{23}$, $-C(O)OR^{23}$, $-C(O)NR^{24}R^{25}$, $-S(O)_xNR^{24}R^{25}$, $-S(O)_xR^{23}$, $-CF_3$, $-OCF_3$, $-CF_2CF_3$, $-C(=NOH)R^{23}$, $-N(R^{24})S(O)_xR^{25}$, $-N(R^{24})C(O)R^{25}$, and $-N(R^{24})C(O)NR^{24}R^{25}$,

or two R^{22} groups taken together with the carbon to which both R^{22}

groups are attached is  ;

each R^{23} is independently selected from the group consisting of H, hydroxyl, halo and alkyl;

each R^{24} is independently selected from the group consisting of H and alkyl;

each R^{25} is independently selected from the group consisting of H, hydroxyl, alkyl, hydroxyalkyl, aryl, cycloalkyl, heteroaryl, $-NR^{24}R^{24}$, $-(C_1 \text{ to } C_6 \text{ alkyl})NR^{24}R^{24}$, $-CF_3$ and $-S(O)_xR^{23}$;

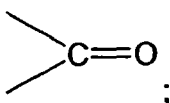
each R^{26} is independently selected from the group consisting of H, hydroxyl, alkyl, hydroxyalkyl, aryl, cycloalkyl, heteroaryl and $-NR^3R^4$;

R^{27} is independently selected from the group consisting of heteroaryl, heterocycloalkyl and $-NR^{24}R^{25}$;

R^{30} is independently selected from the group consisting of H and R^{20} substituent groups above;

R^{40} is independently selected from the group consisting of H and R^{20} substituent groups above,

or R^{30} and R^{40} , taken together with the carbon to which R^{30} and R^{40} are

attached, is  ;

with the proviso that at least one of V or T is selected from the group consisting of $-C(O)N(R^3)(OR^4)$, $-C(O)OR^3$ and $-C(O)NR^{24}R^{25}$, and when $-(W)_n-X-U-$ is alkylene, R^1 is not alkyl.

2. The compound according to claim 1, wherein m is 4.
3. The compound according to claim 1, wherein m is 3.
4. The compound according to claim 1, wherein m is 2.
5. The compound according to claim 1, wherein m is 1.
6. The compound according to claim 1, wherein R^{30} is H or $-(C_1-C_6)alkyl$.
7. The compound according to claim 1, wherein R^{40} is H or $-(C_1-C_6)alkyl$.
8. The compound according to claim 1, wherein T is selected from the group consisting of $-C(O)R^4$, $-C(O)OR^3$, $-C(O)NR^{23}R^{25}$, and $-C(O)NR^{23}OR^3$.
9. The compound according to claim 8, wherein T is $-C(O)OR^3$ in which R^3 is alkyl.
10. The compound according to claim 8, wherein T is $-C(O)NR^{23}R^{25}$ in which R^{23} is H or alkyl and R^{25} is H, alkyl or $-(C_1 \text{ to } C_6 \text{ alkyl})NR^{23}N^{24}$.

11. The compound according to claim 1, wherein V is $-\text{C}(\text{O})\text{NR}^{23}\text{OR}^3$ in which R^{23} is H or alkyl and R^3 is H or alkyl.
12. The compound according to claim 1, wherein V is $-\text{C}(\text{O})\text{OR}^3$ in which R^3 is alkyl.
13. The compound according to claim 1, wherein W is $-\text{C}(\text{R}^3)(\text{R}^4)-$ in which R^3 is H and R^4 is H.
14. The compound according to claim 1, wherein W is a covalent bond.
15. The compound according to claim 1, wherein n is 1.
16. The compound according to claim 1, wherein X is arylene which is unsubstituted or substituted with one to two independently selected R^{20} moieties which can be the same or different.
17. The compound according to claim 16, wherein X is phenylene which is unsubstituted or substituted with one or two halo substituents which can be the same or different.
18. The compound according to claim 1, wherein X is a heteroarylene which is unsubstituted or substituted with one to two independently selected R^{20} moieties which can be the same or different.
19. The compound according to claim 1, wherein U is $-\text{Y}-(\text{C}(\text{R}^3)(\text{R}^4))_q-$.
20. The compound according to claim 19, wherein Y is $-\text{O}-$.
21. The compound according to claim 19, wherein q is 1, R^3 is H or alkyl and R^4 is H or alkyl.

22. The compound according to claim 1, wherein R^1 is selected from the group consisting of cycloalkyl, aryl and heteroaryl, wherein each of the cycloalkyl, aryl and heteroaryl groups of R^1 is independently unsubstituted or substituted with one to five independently selected R^{20} moieties which can be the same or different, each R^{20} moiety being independently selected from the group of R^{20} moieties,

23. The compound according to claim 1, wherein R^2 is H.

24. The compound according to claim 1, wherein each R^3 is independently H, alkyl or aryl.

25. The compound according to claim 1, wherein each R^4 is independently H, alkyl or aryl.

26. The compound according to claim 1, wherein each R^5 is independently H, alkyl or aryl.

27. The compound according to claim 1, wherein each R^{20} is independently selected from the group consisting of alkyl, R^{21} -substituted alkyl, $-OR^3$, halo, $-CN$, $-NO_2$, $-NR^3R^4$, $-C(O)OR^3$, $-S(O)_xR^5$, $-CF_3$, $-OCF_3$, aryl, heteroaryl, cycloalkyl, wherein each of the aryl, heteroaryl and cycloalkyl groups of R^{20} is independently unsubstituted or substituted with one to four independently selected R^{22} moieties which can be the same or different, each R^{22} moiety being independently selected from the group of R^{23} moieties.

28. The compound according to claim 27, wherein R^{20} is a heteroaryl group selected from the group consisting of pyrazinyl, pyrrolyl, pyridyl and morpholinyl.

29. The compound according to claim 1, wherein
M is $-(C(R^{30})(R^{40}))_m-$, wherein m is 1 to 4;
V is $-C(O)OR^3$ or $-C(O)NR^{25}OR^3$;

T is R^{21} -substituted alkyl, $-\text{CN}$, $-\text{C}(\text{O})\text{OR}^3$, $-\text{C}(\text{O})\text{NR}^{25}\text{OR}^3$, $-\text{C}(\text{O})\text{NR}^{24}\text{R}^{25}$, $-\text{C}(\text{O})\text{R}^4$ or $-\text{C}(\text{R}^4)(=\text{N}(\text{OR}^3))$;

W is a covalent bond or $-(\text{C}(\text{R}^3)(\text{R}^4))_{n2}$;

X is arylene or heteroarylene, each of which can be independently unsubstituted or substituted with one to five independently selected R^{20} moieties;

R^1 is cycloalkyl, aryl, heteroaryl, each of which can be independently unsubstituted or substituted with one to four independently selected R^{20} moieties; and

R^2 is H.

30. The compound according to claim 29, wherein m is 1.

31. The compound according to claim 29, wherein m is 2.

32. The compound according to claim 29, wherein R^{30} is H or $-(\text{C}_1-\text{C}_6)\text{alkyl}$. and R^{40} is H or $-(\text{C}_1-\text{C}_6)\text{alkyl}$.

33. The compound according to claim 29, wherein T is selected from the group consisting of $-\text{C}(\text{O})\text{R}^4$, $-\text{C}(\text{O})\text{OR}^3$, $-\text{C}(\text{O})\text{NR}^{23}\text{R}^{25}$, and $-\text{C}(\text{O})\text{NR}^{23}\text{OR}^3$.

34. The compound according to claim 33, wherein T is $-\text{C}(\text{O})\text{OR}^3$ or $-\text{C}(\text{O})\text{NR}^{23}\text{R}^{25}$.

35. The compound according to claim 29, wherein V is $-\text{C}(\text{O})\text{NR}^{23}\text{OR}^3$ in which R^{23} is H or alkyl and R^3 is H or alkyl.

36. The compound according to claim 29, wherein W is $-\text{C}(\text{R}^3)(\text{R}^4)-$ in which $n2$ is 1, R^3 is H and R^4 is H or W is a covalent bond.

37. The compound according to claim 29, wherein X is arylene which is unsubstituted or substituted with one to two independently selected R^{20} moieties which can be the same or different.

38. The compound according to claim 29, wherein U is $-Y-(C(R^3)(R^4))_q-$.

39. The compound according to claim 38, wherein Y is $-O-$, q is 1, R^3 is H or alkyl and R^4 is H or alkyl.

40. The compound according to claim 29, wherein R^1 is selected from the group consisting of aryl and heteroaryl, wherein each of the aryl and heteroaryl groups of R^1 is independently unsubstituted or substituted with one to five independently selected R^{20} moieties which can be the same or different, each R^{20} moiety being independently selected from the group of R^{20} moieties,

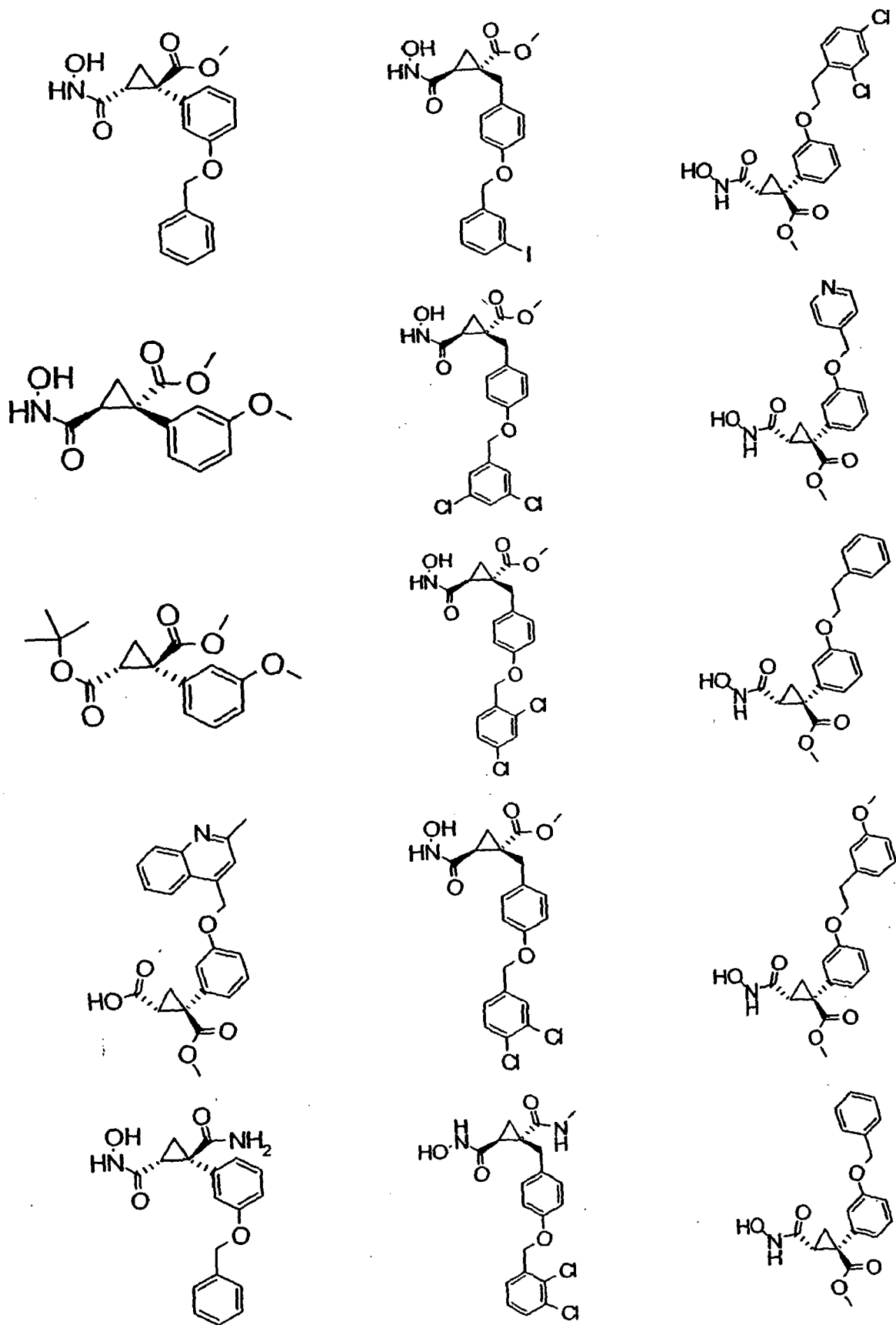
41. The compound according to claim 29, wherein each R^3 is independently H, alkyl or aryl, wherein the alkyl or aryl groups can be unsubstituted or substituted with one to four independently selected R^{22} moieties.

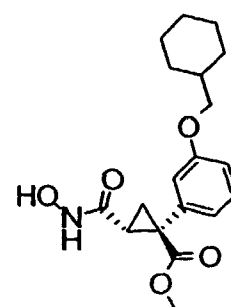
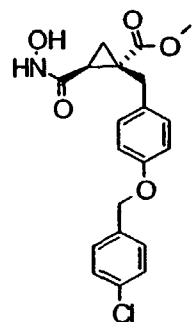
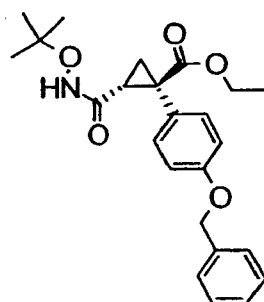
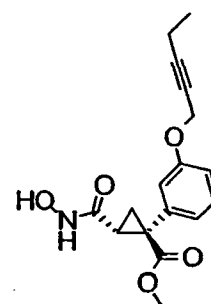
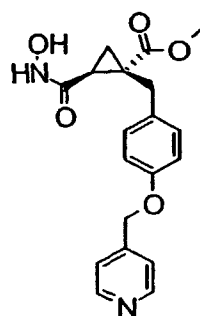
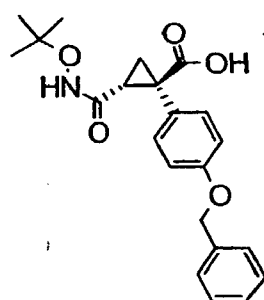
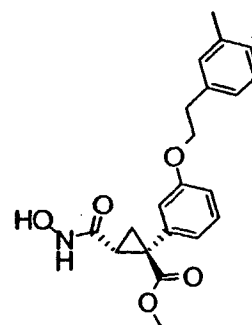
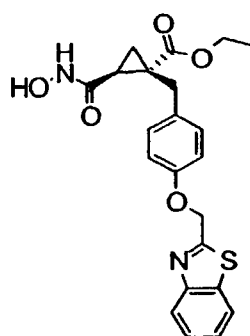
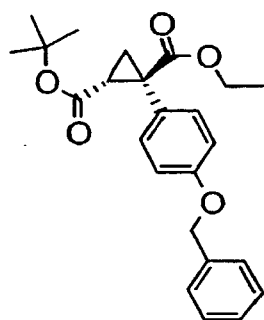
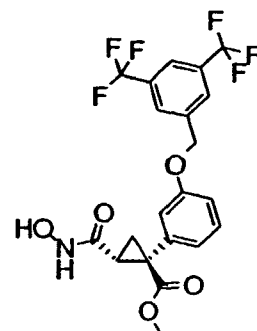
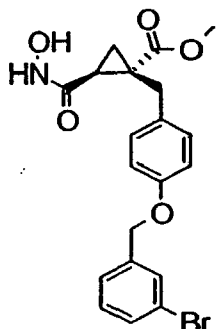
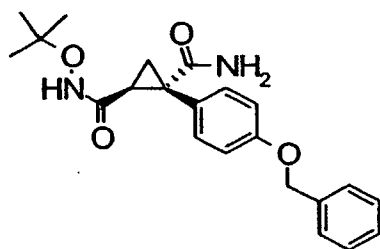
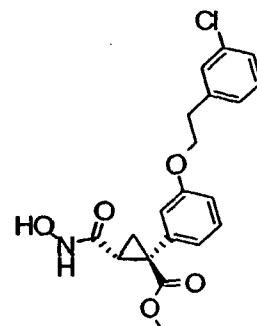
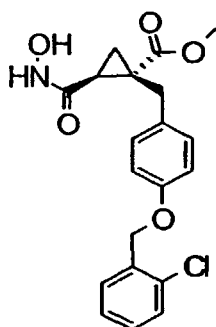
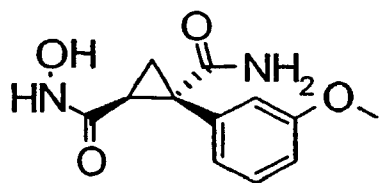
42. The compound according to claim 29, wherein each R^4 is independently H, alkyl or aryl.

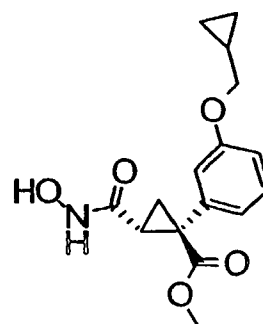
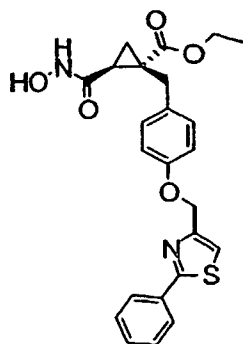
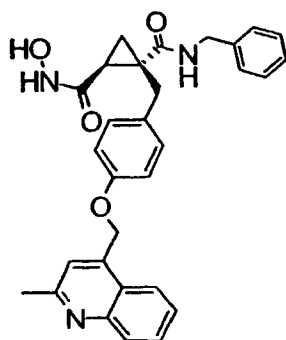
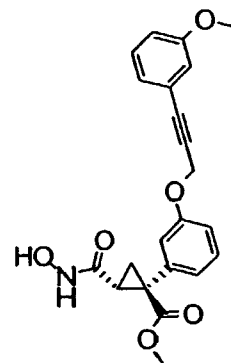
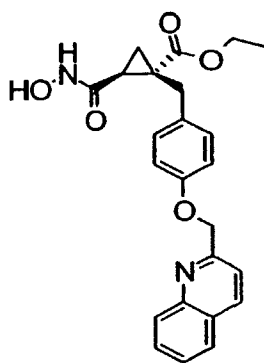
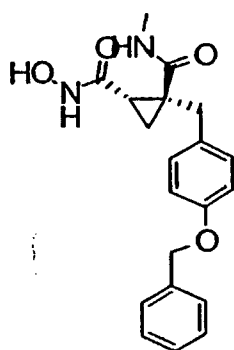
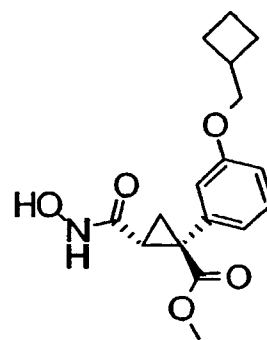
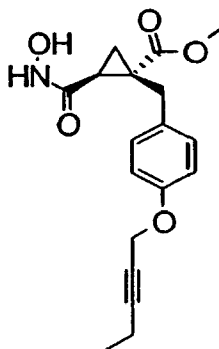
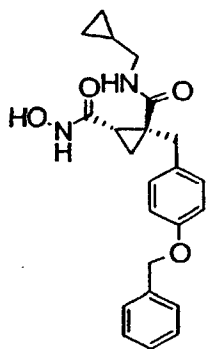
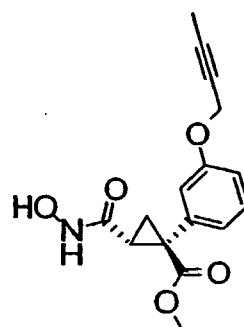
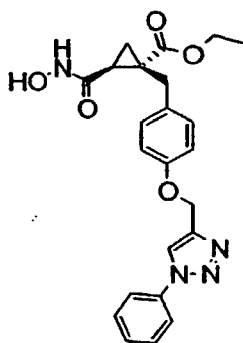
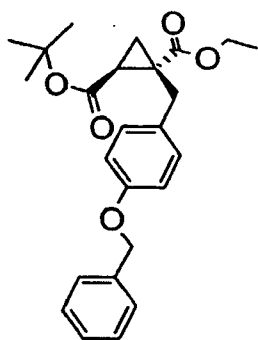
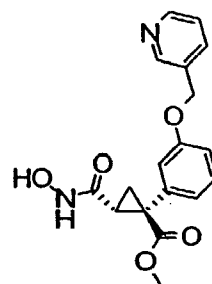
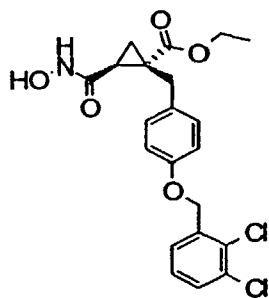
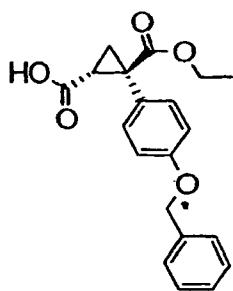
43. The compound according to claim 29, wherein each R^5 is independently H, alkyl or aryl.

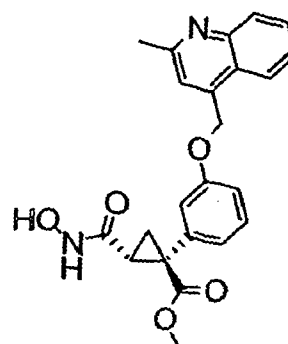
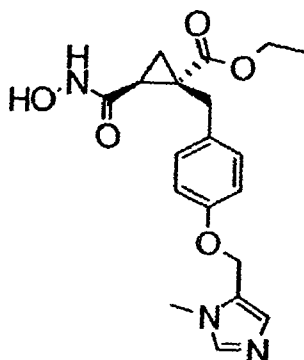
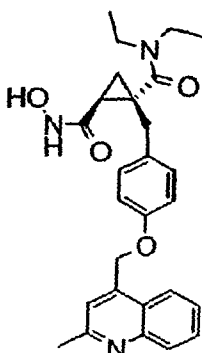
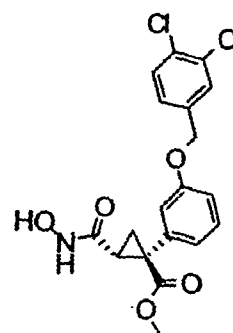
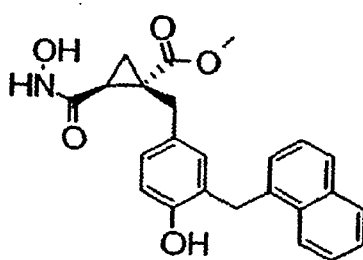
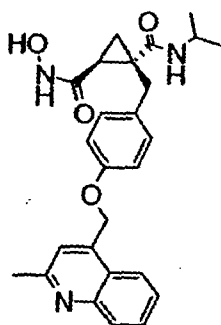
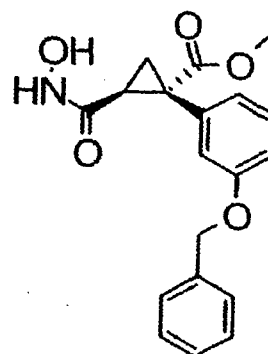
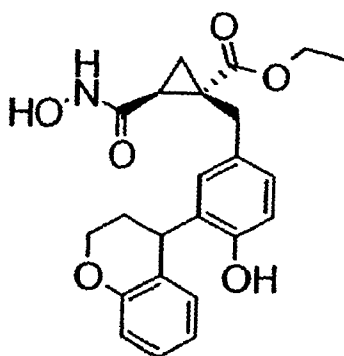
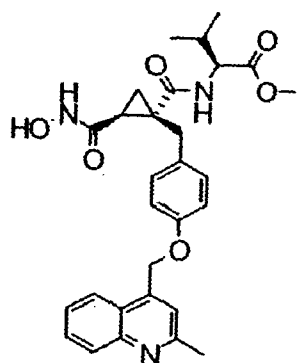
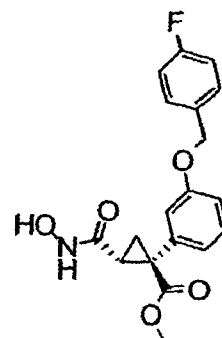
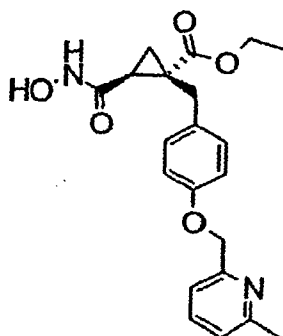
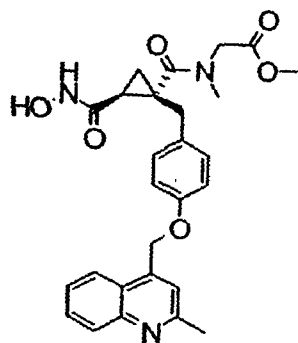
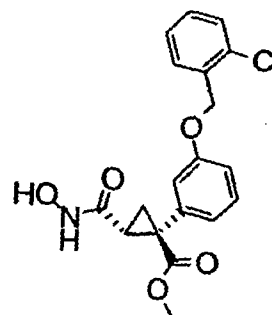
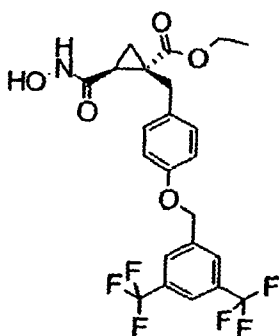
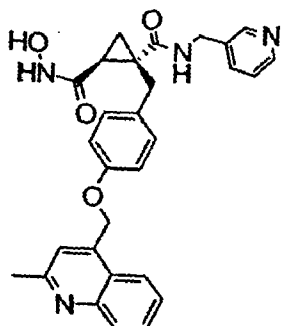
44. The compound according to claim 29, wherein each R^{20} is independently selected from the group consisting of alkyl, R^{21} -substituted alkyl, $-OR^3$, halo, $-CN$, $-NO_2$, $-NR^3R^4$, $-C(O)OR^3$, $-S(O)_xR^5$, $-CF_3$, $-OCF_3$, aryl, heteroaryl, cycloalkyl, wherein each of the aryl, heteroaryl and cycloalkyl groups of R^{20} is independently unsubstituted or substituted with one to four independently selected R^{22} moieties which can be the same or different, each R^{22} moiety being independently selected from the group of R^{23} moieties.

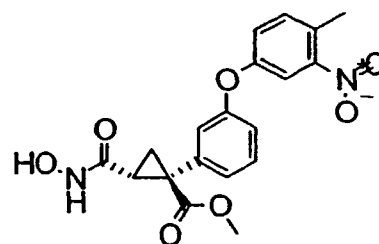
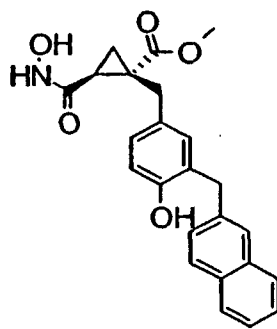
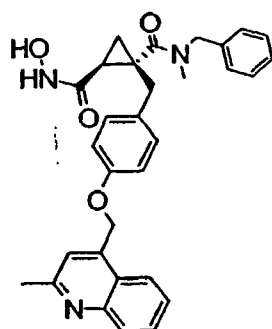
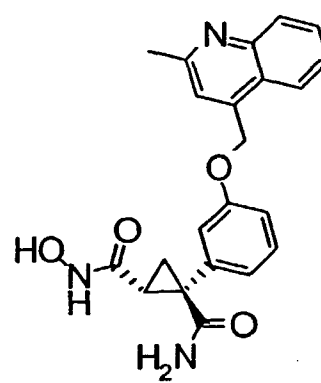
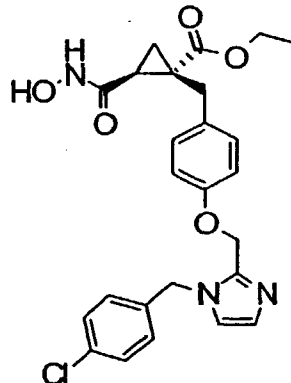
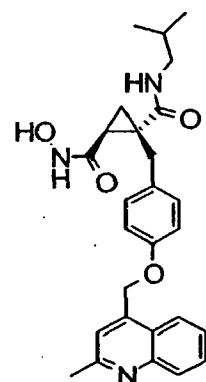
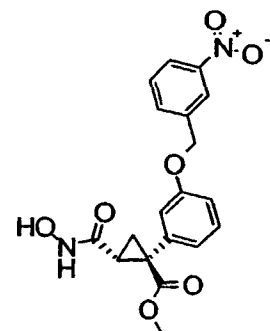
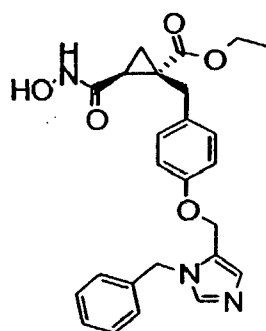
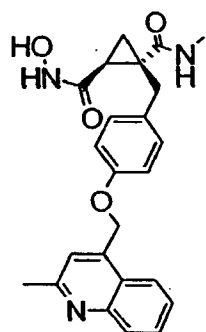
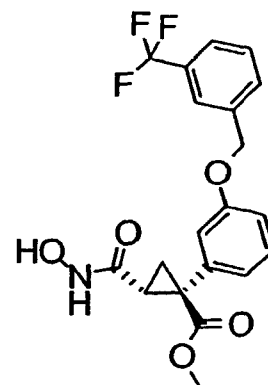
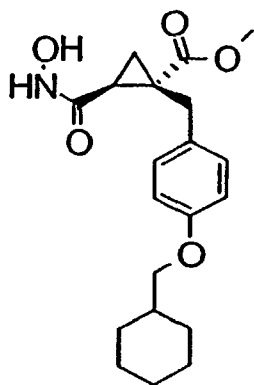
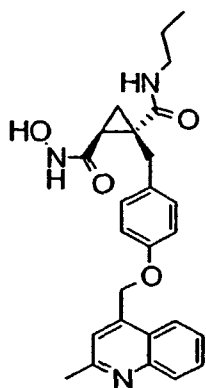
45. A compound selected from the group consisting of:

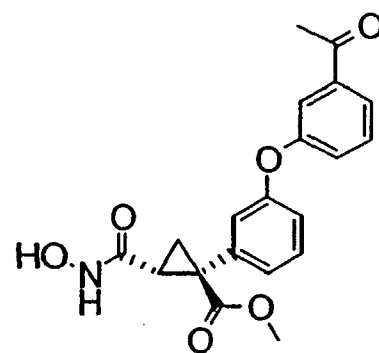
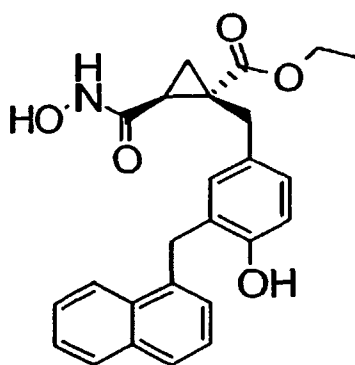
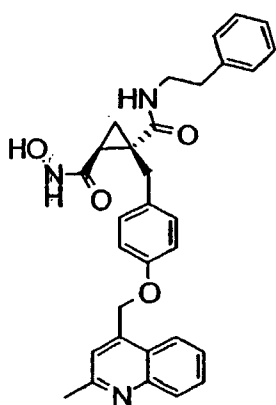
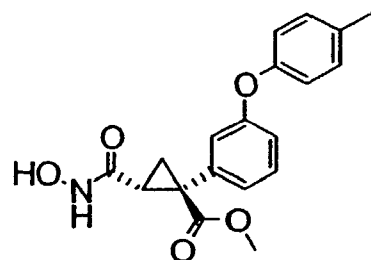
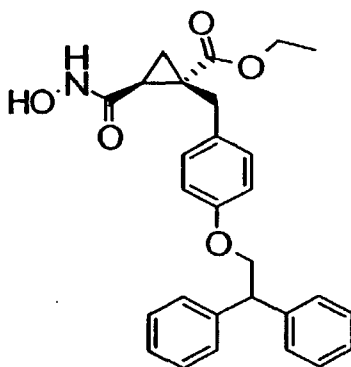
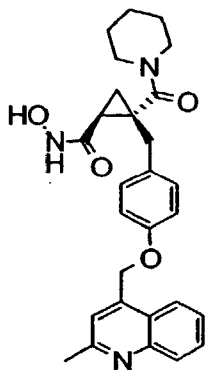
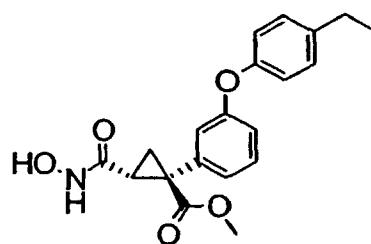
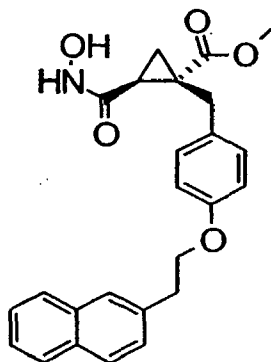
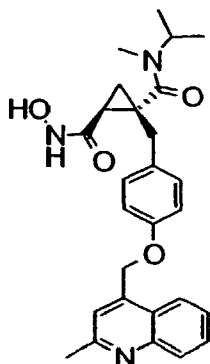
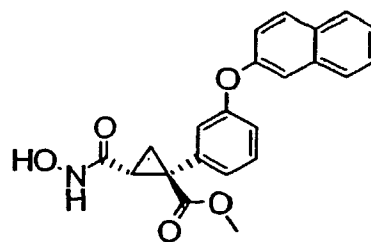
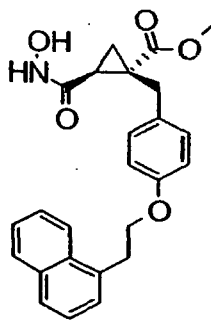
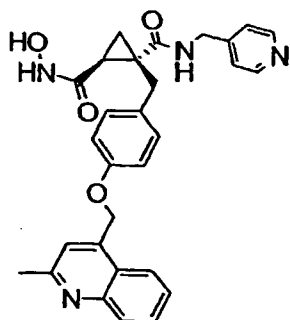


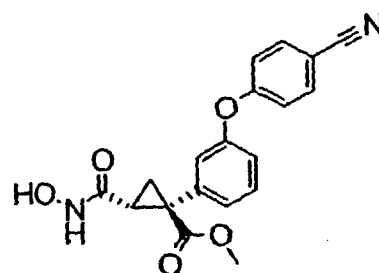
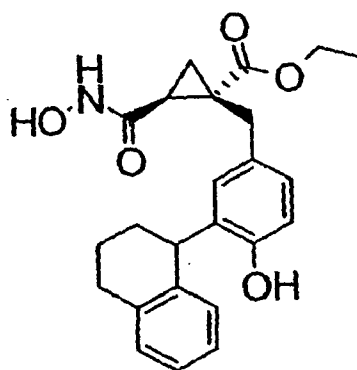
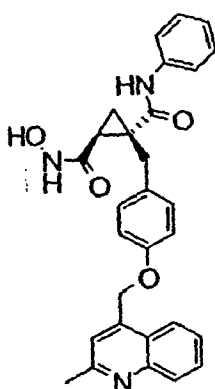
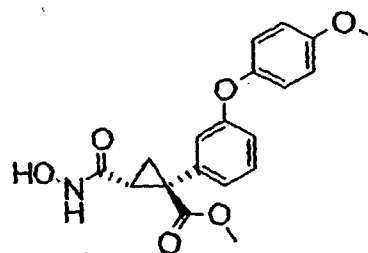
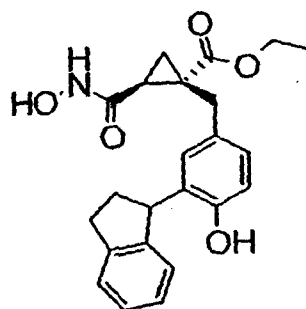
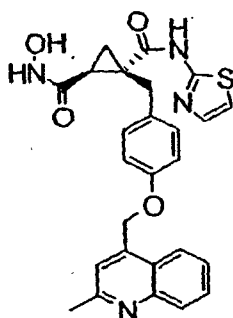
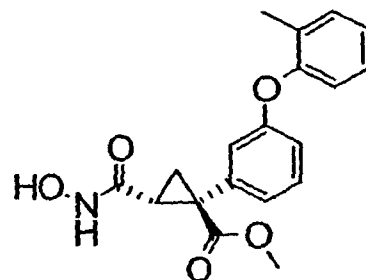
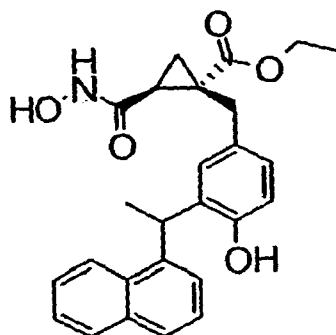
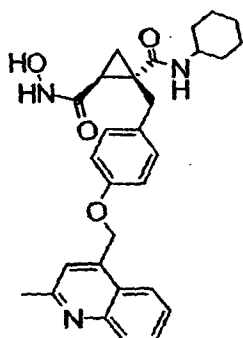
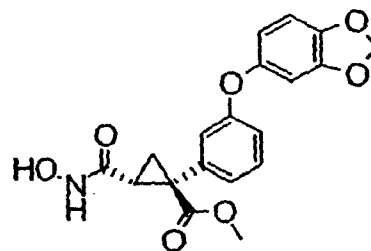
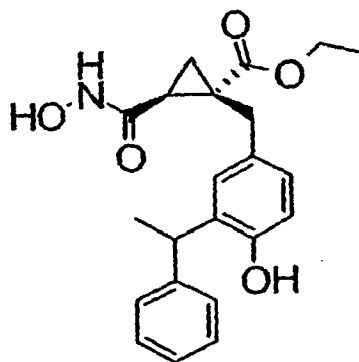
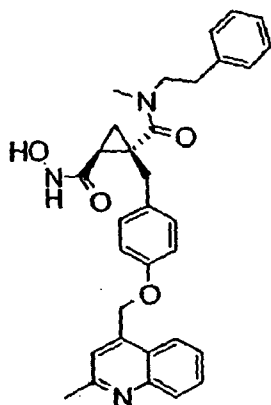


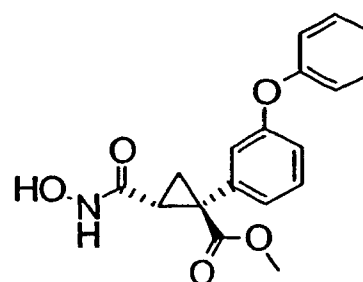
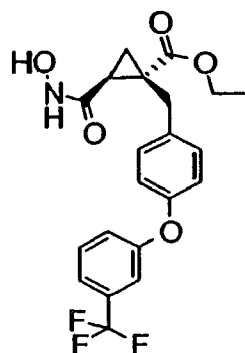
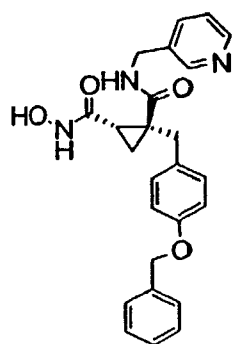
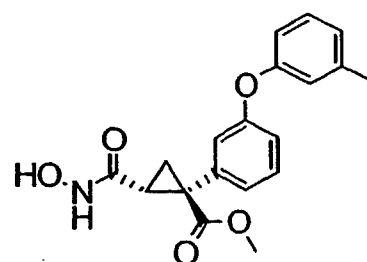
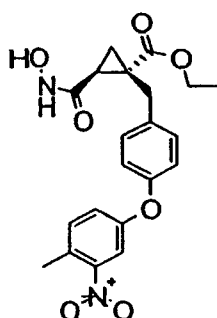
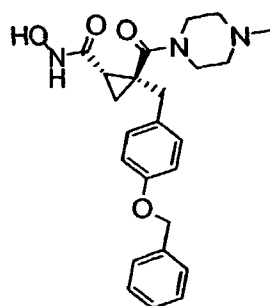
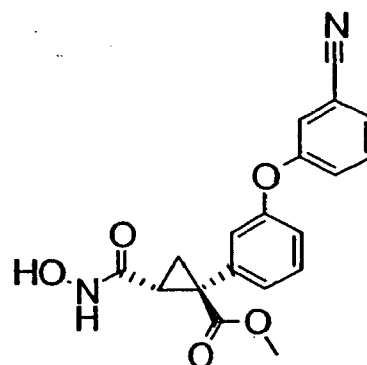
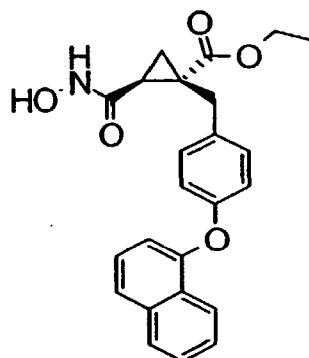
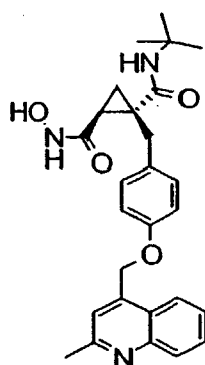
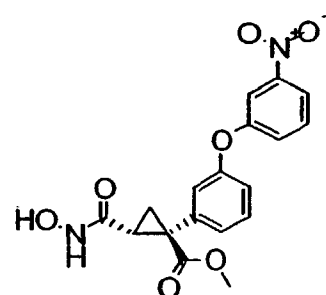
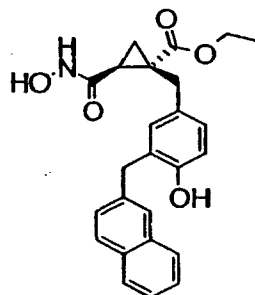
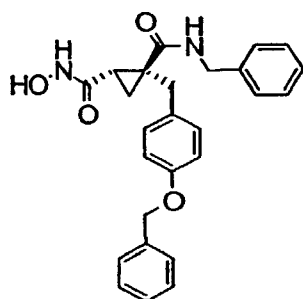
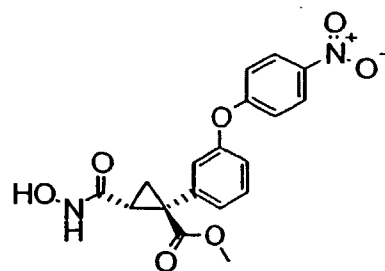
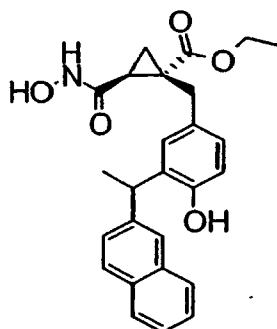
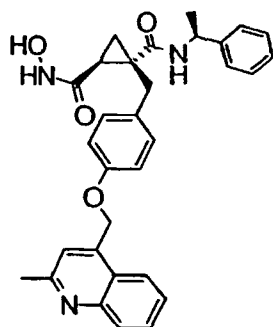


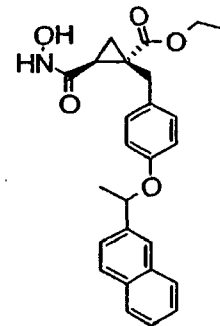
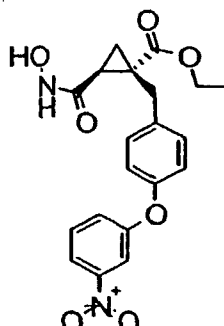
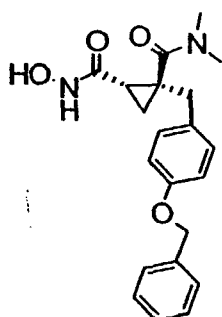
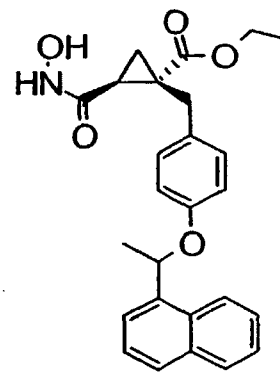
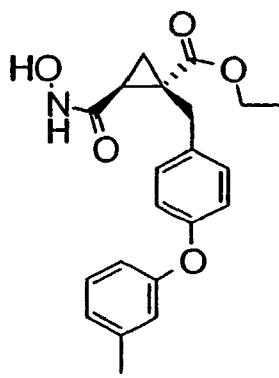
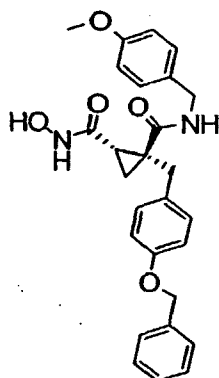
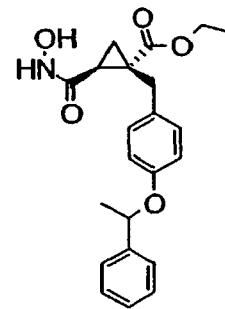
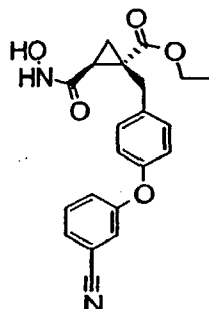
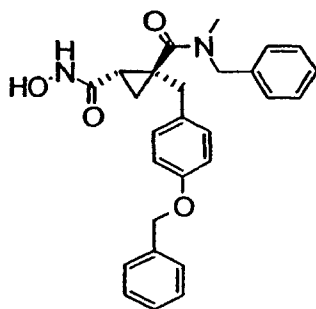
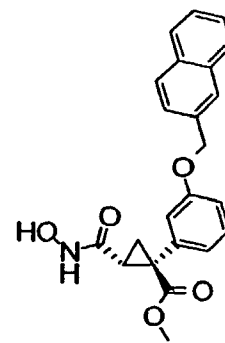
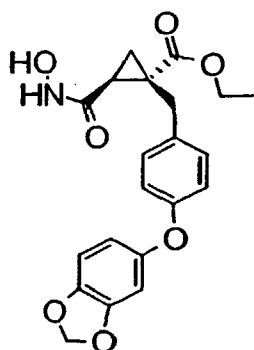
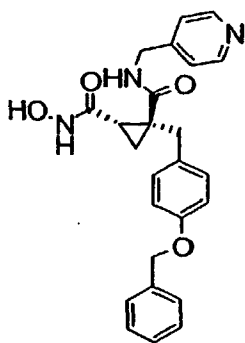


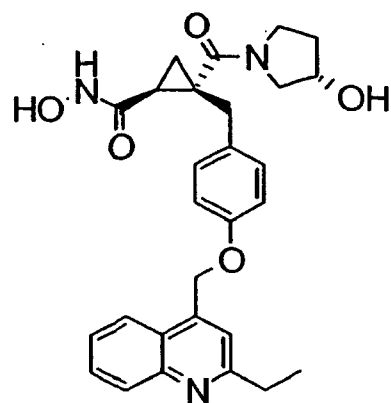
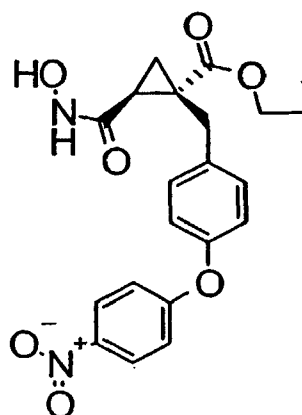
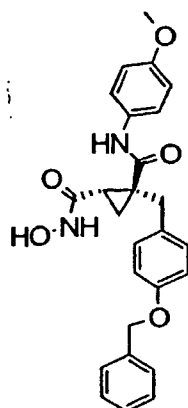
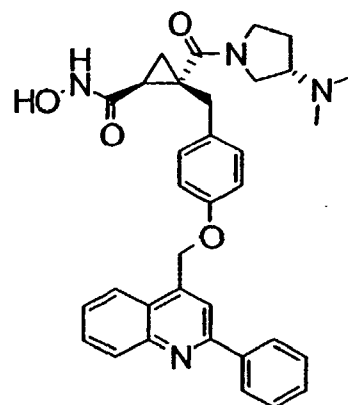
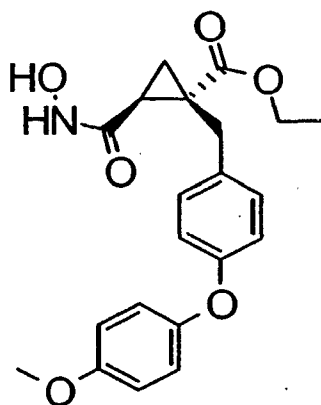
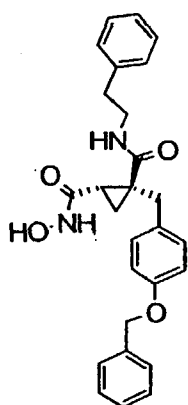
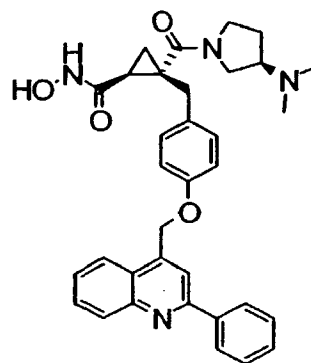
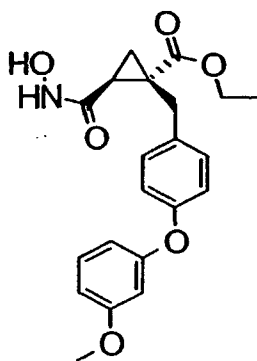
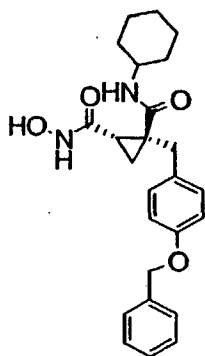
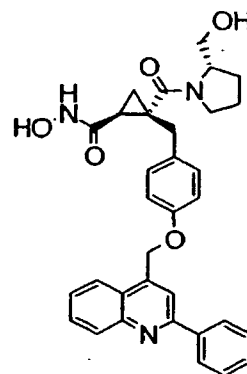
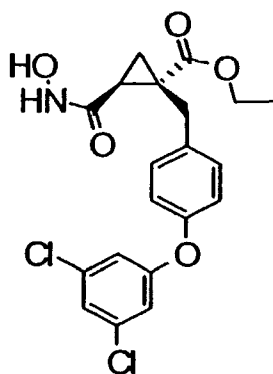
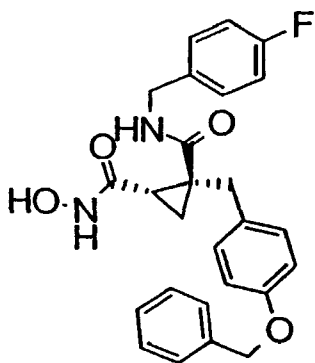


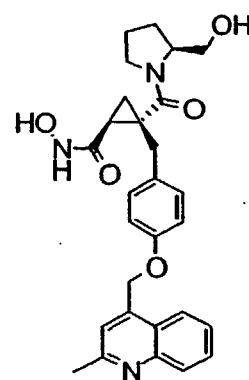
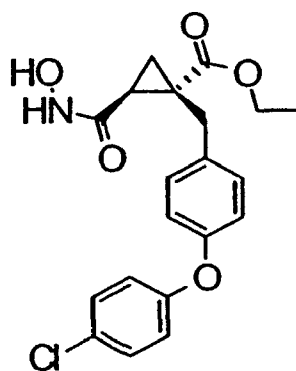
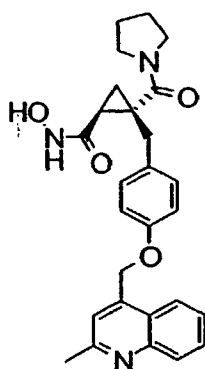
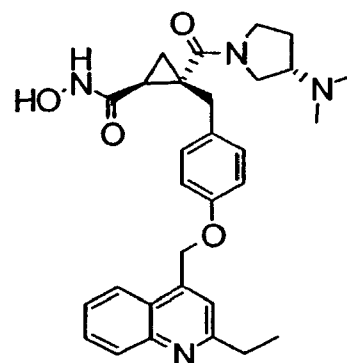
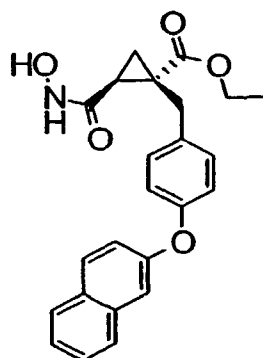
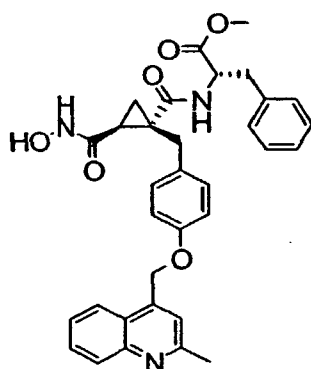
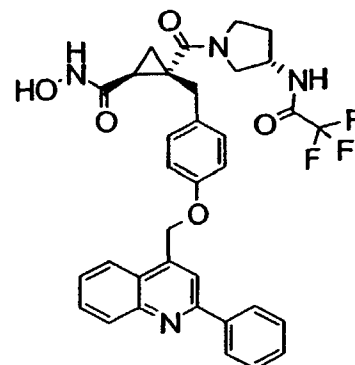
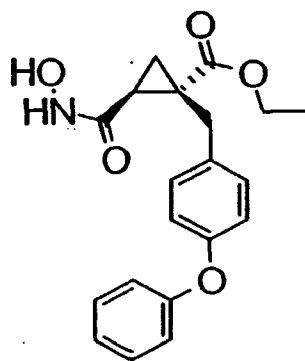
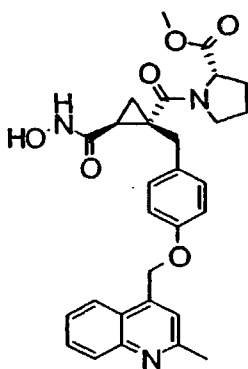
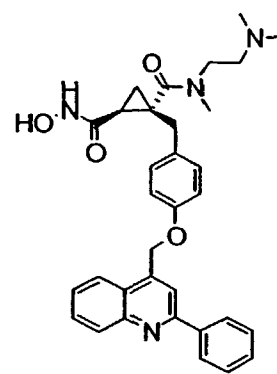
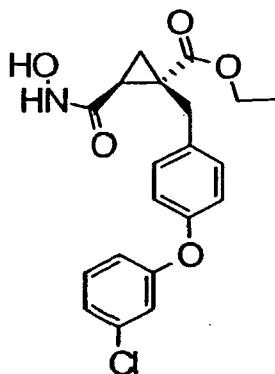
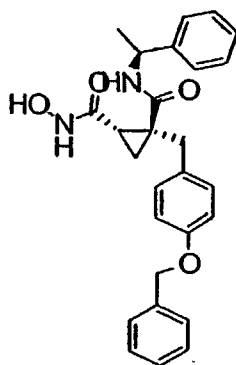


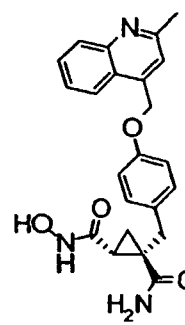
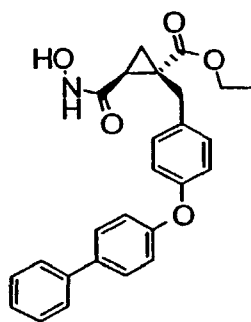
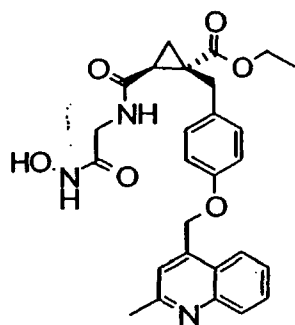
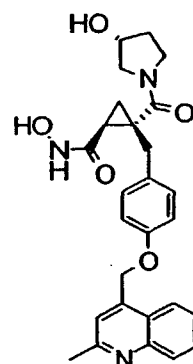
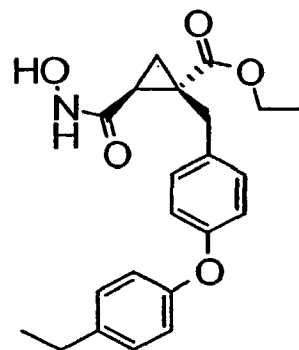
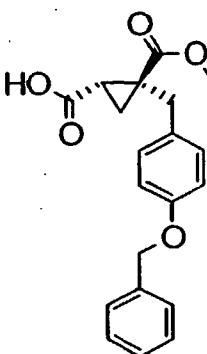
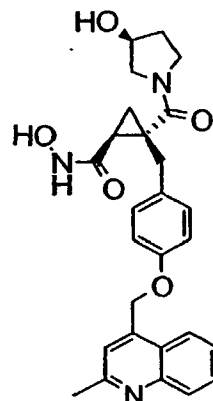
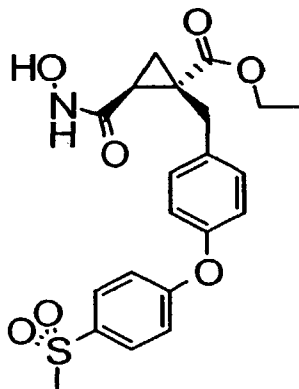
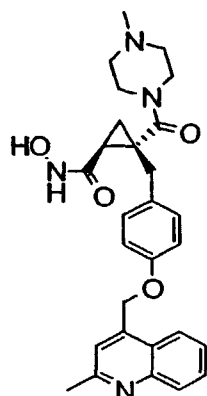
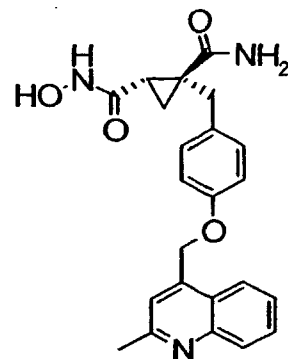
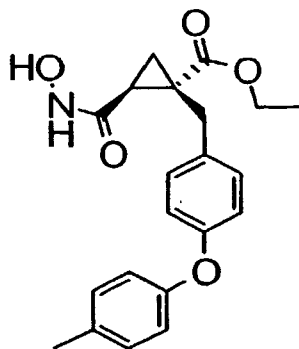
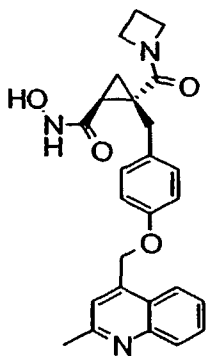


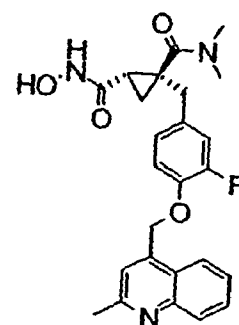
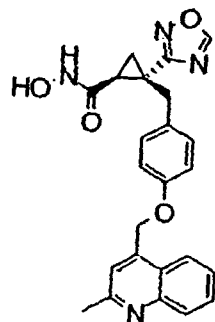
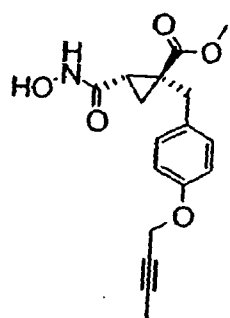
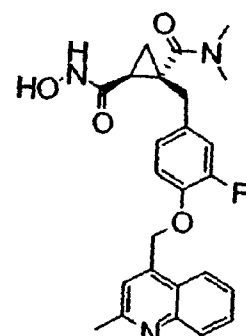
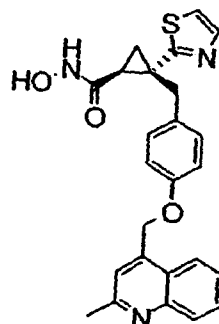
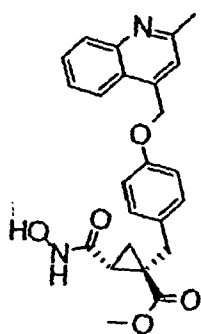
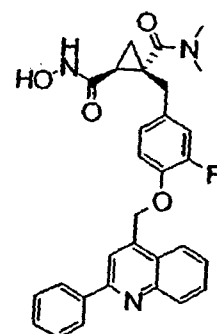
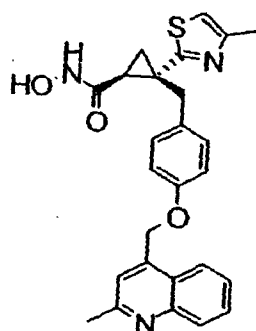
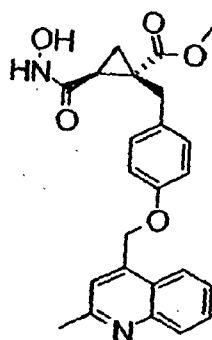
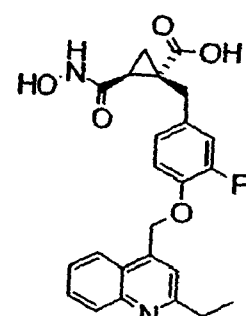
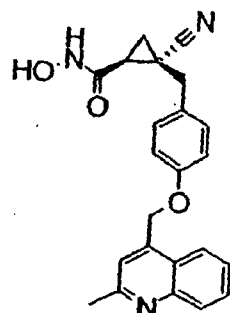
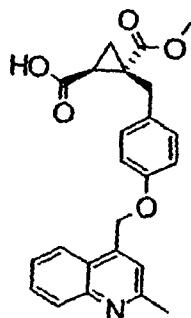
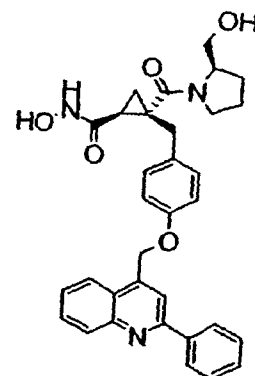
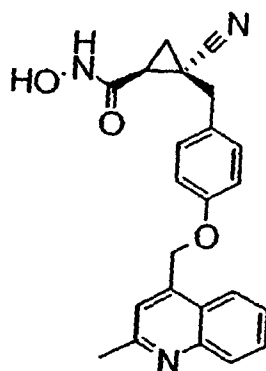
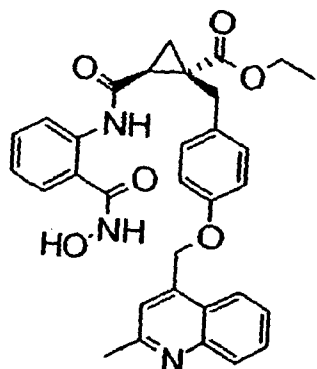


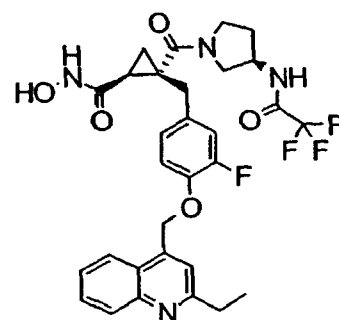
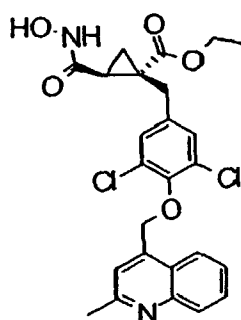
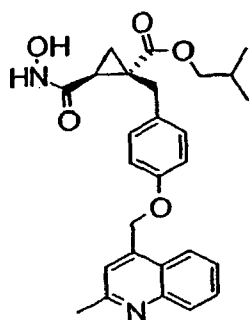
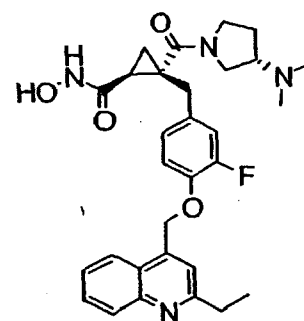
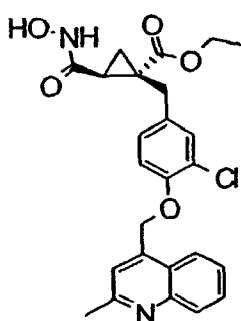
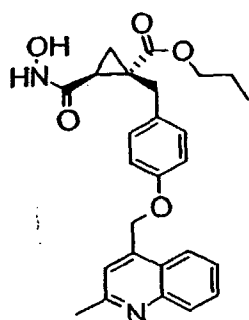
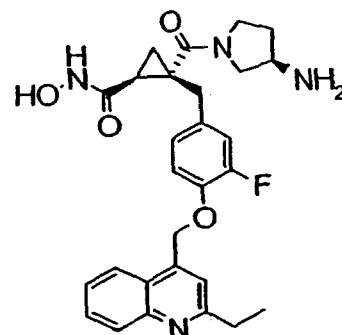
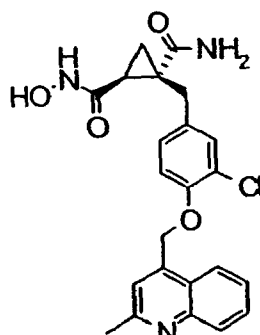
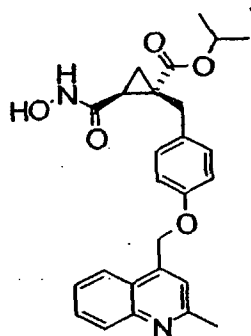
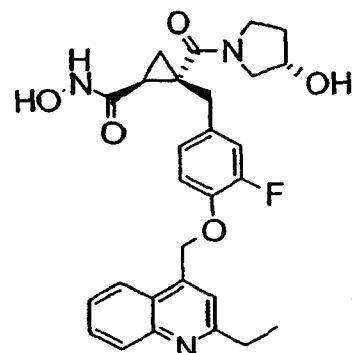
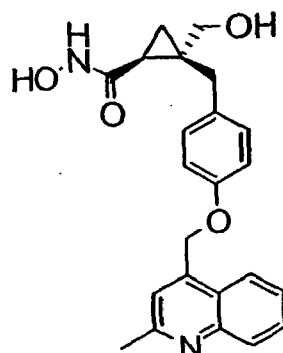
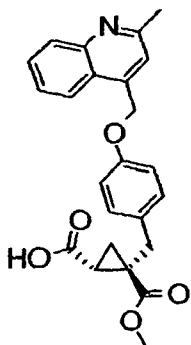
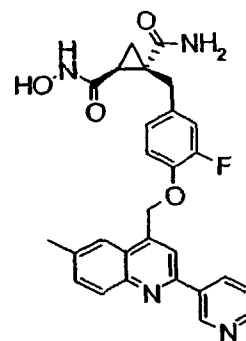
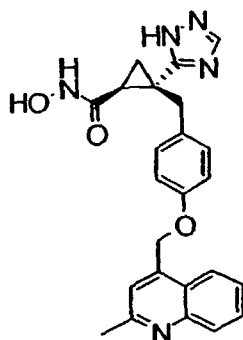
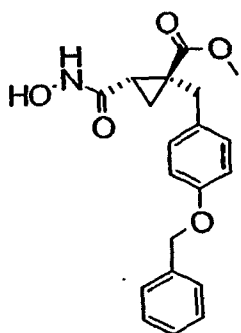


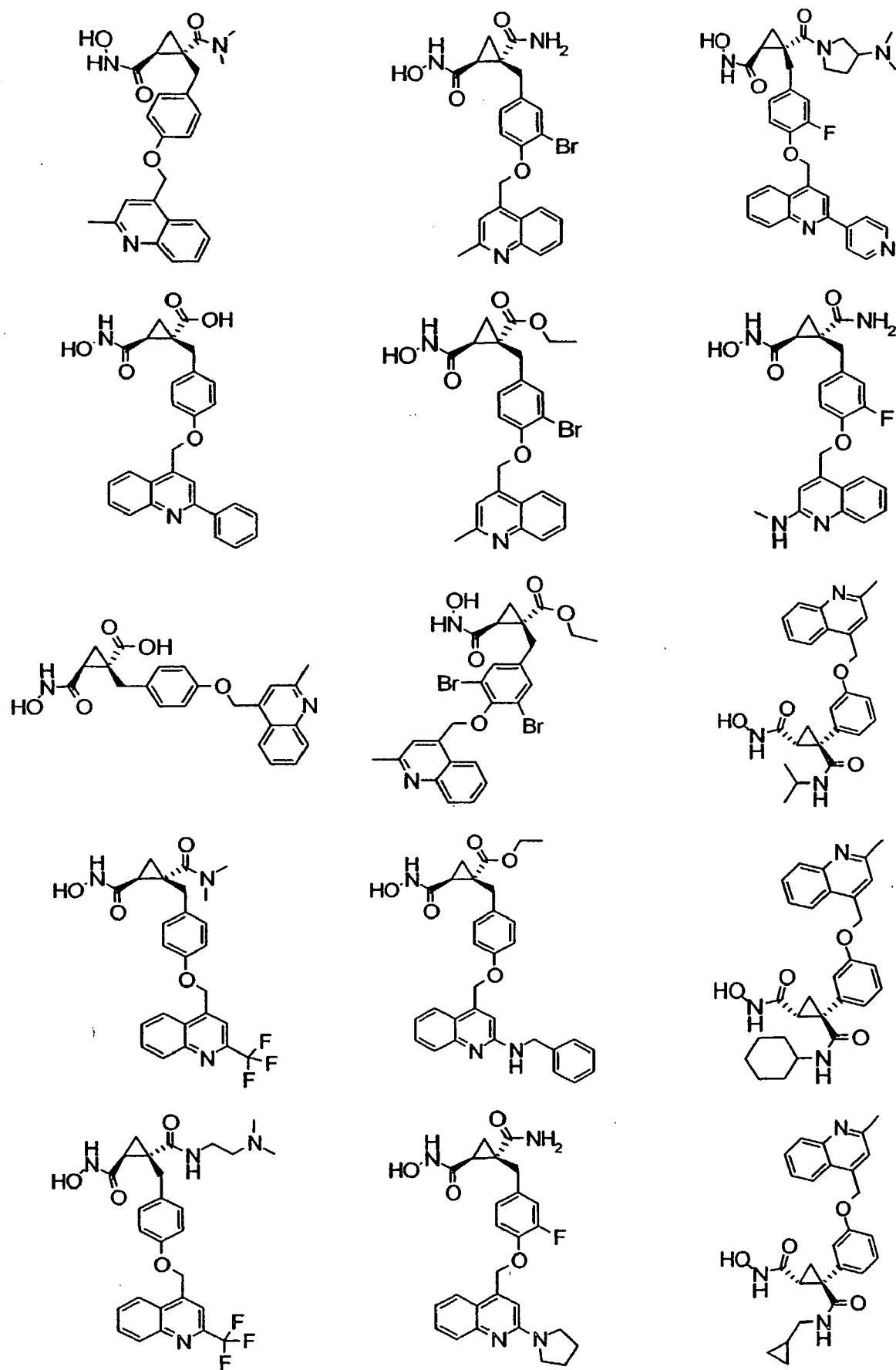


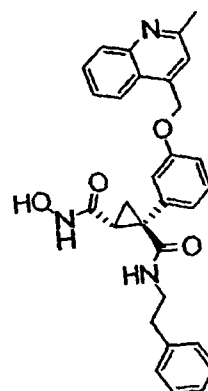
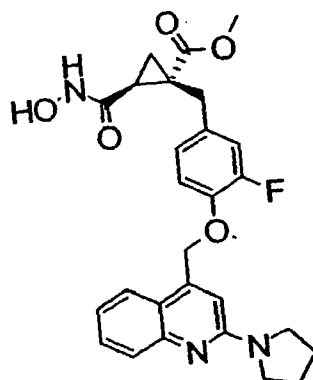
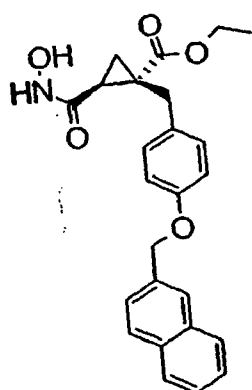
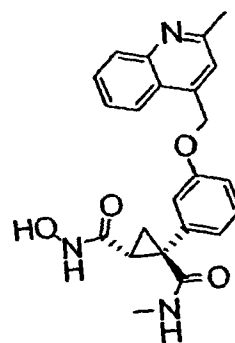
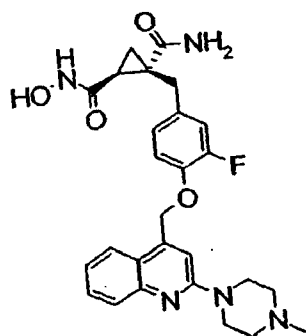
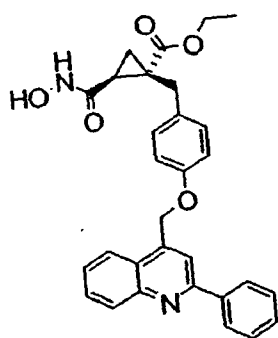
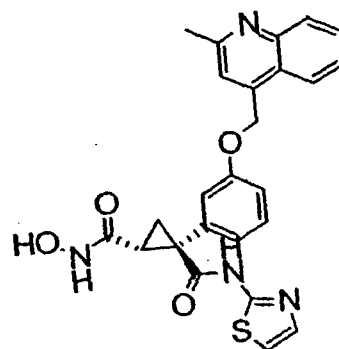
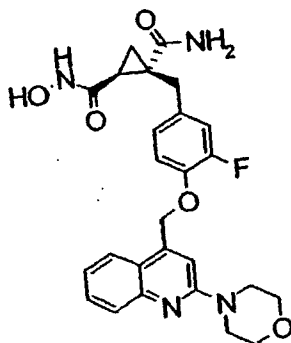
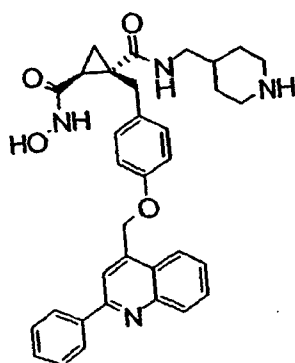
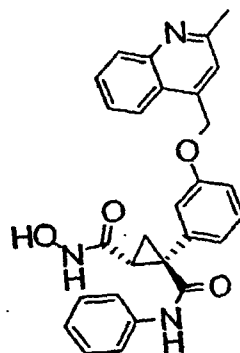
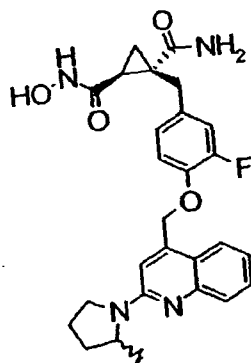
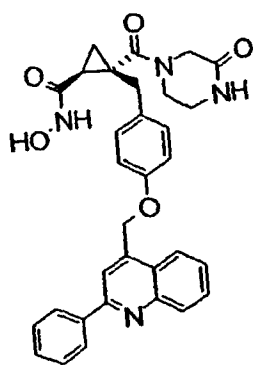


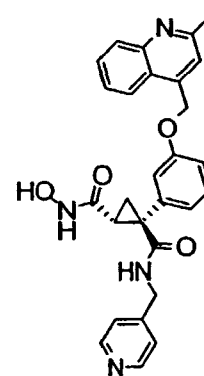
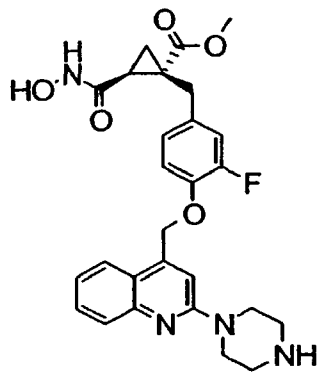
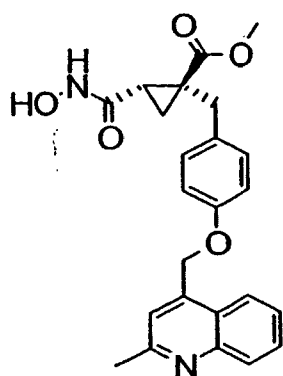
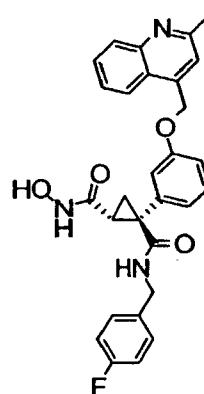
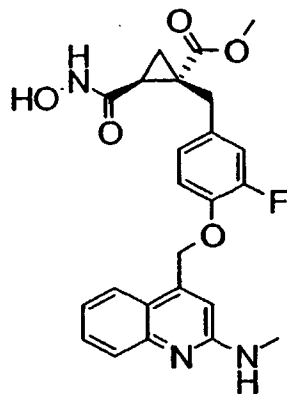
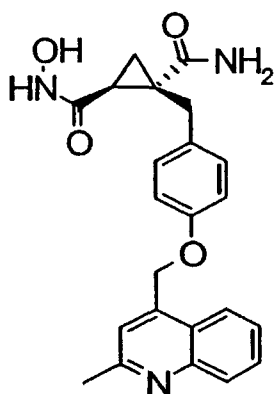
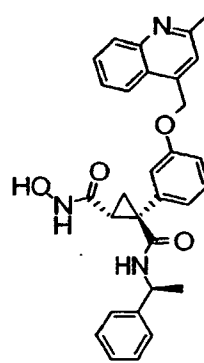
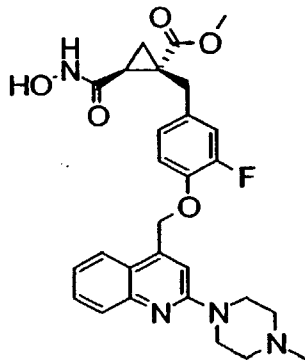
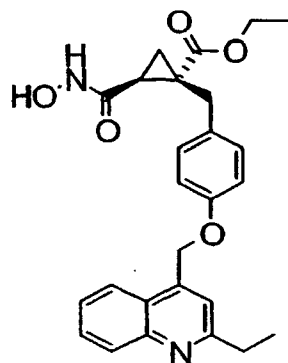
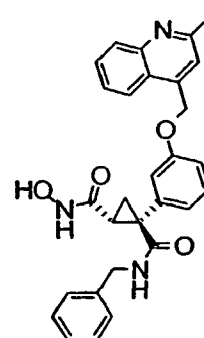
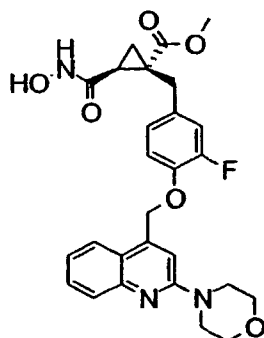
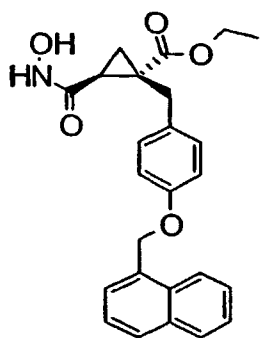


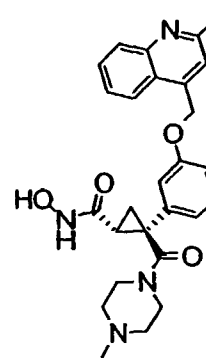
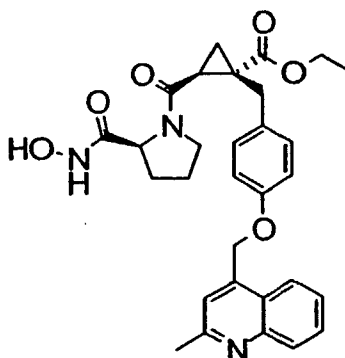
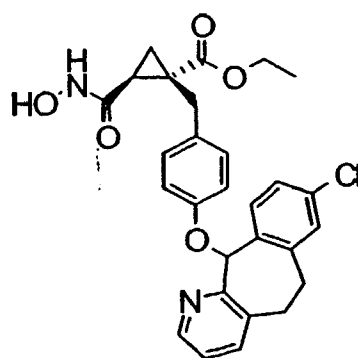
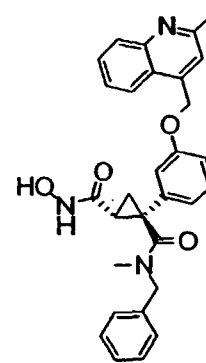
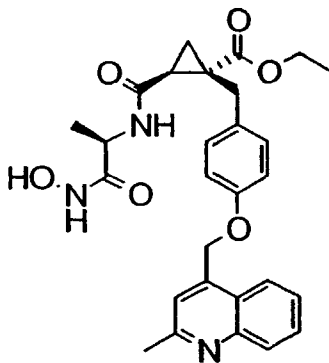
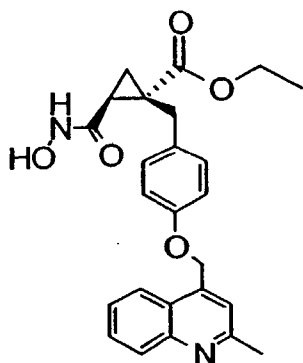
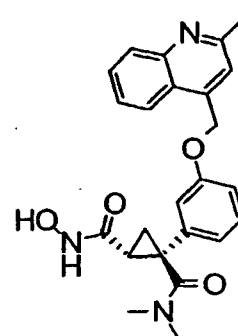
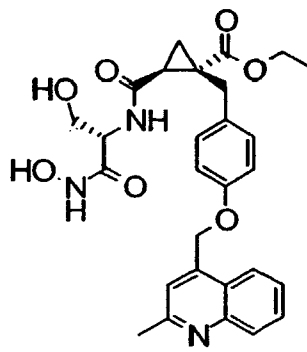
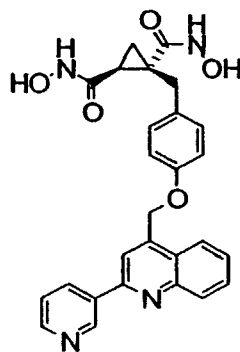
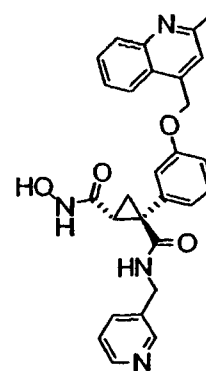
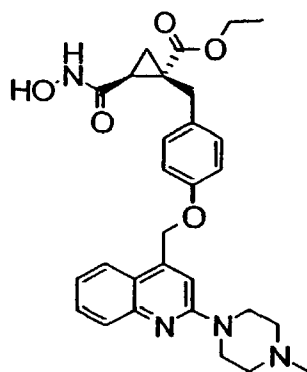
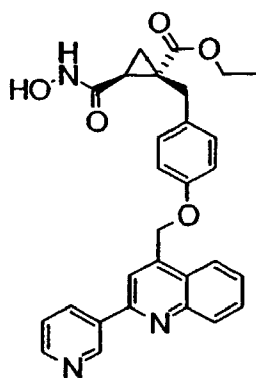


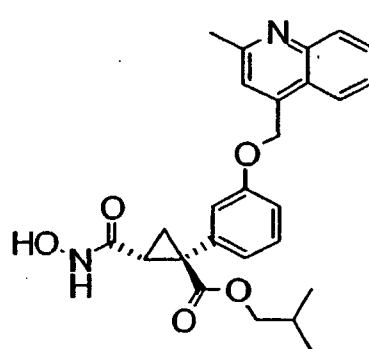
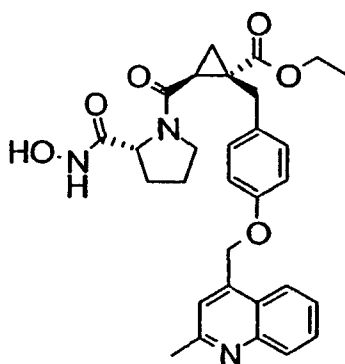
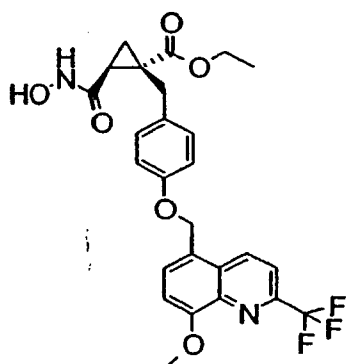
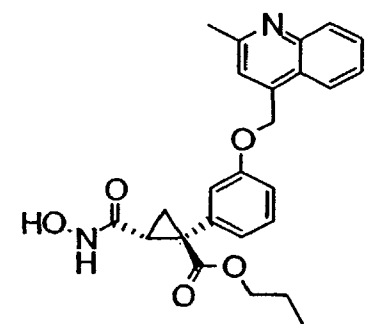
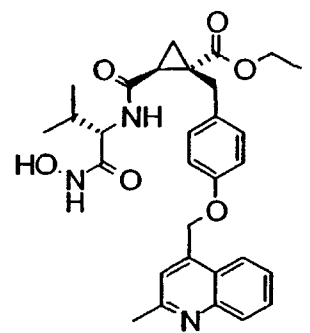
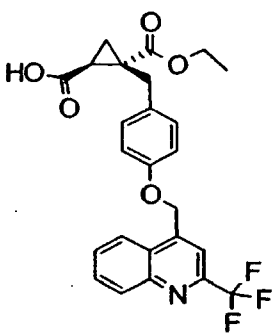
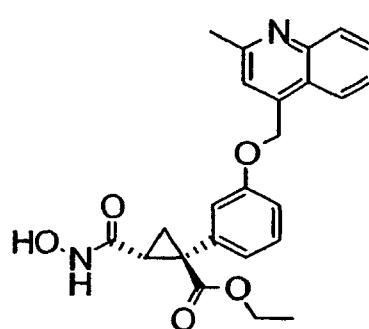
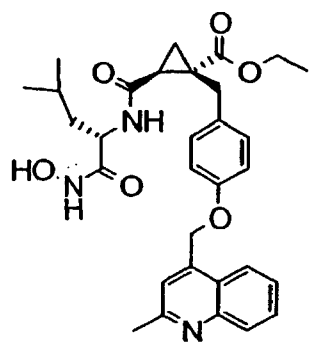
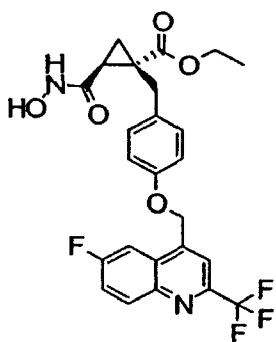
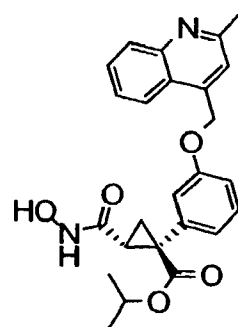
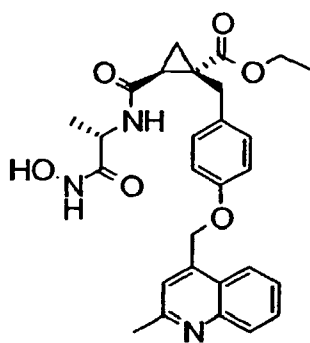
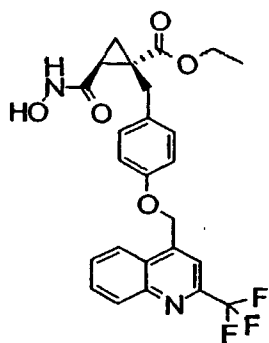


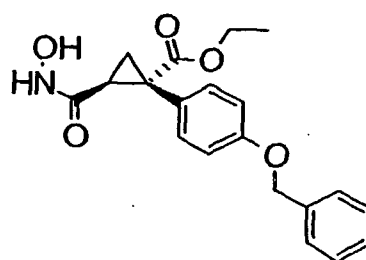
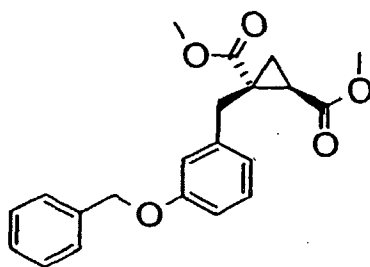
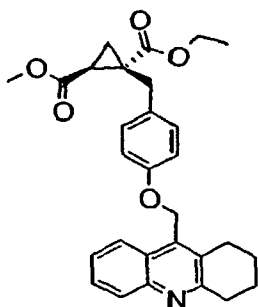
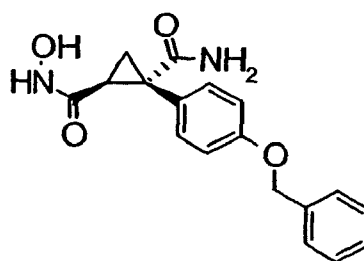
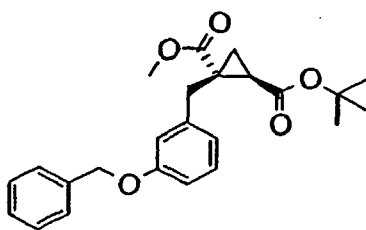
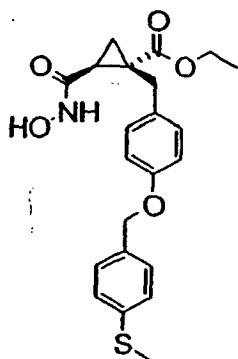
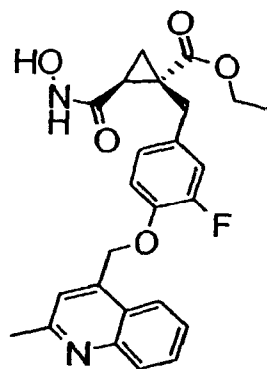
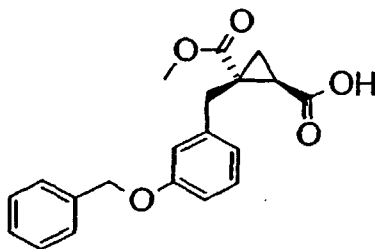
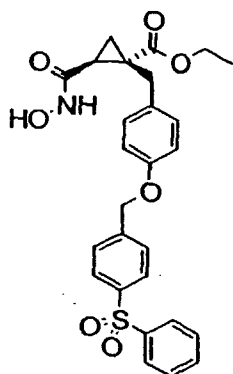
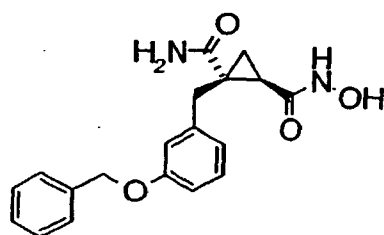
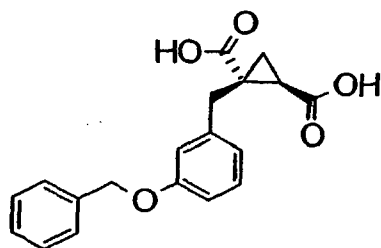
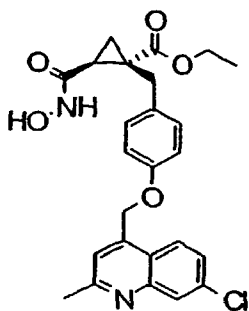
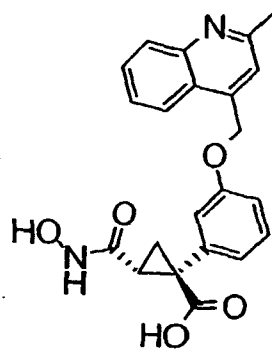
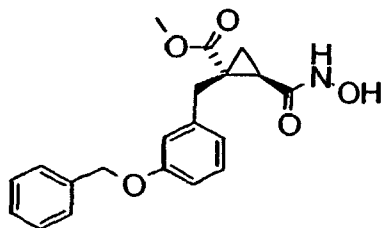
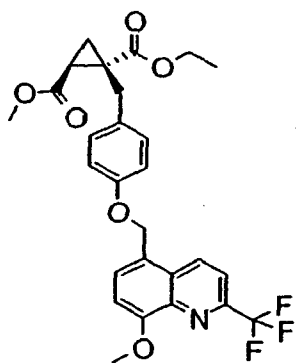


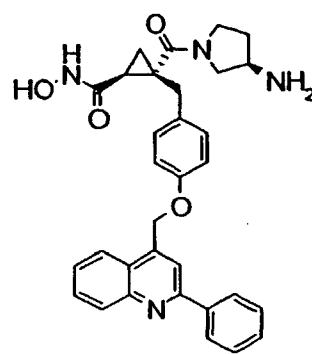
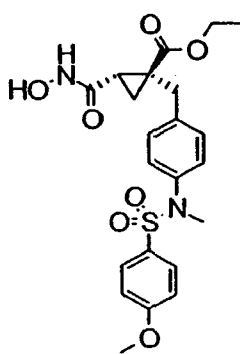
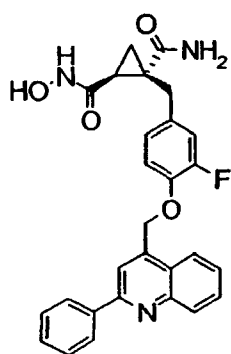
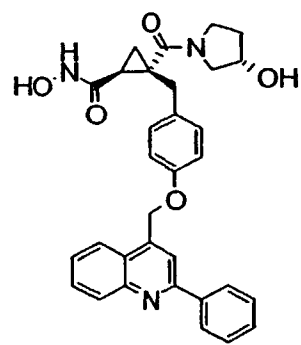
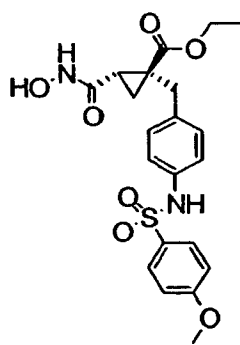
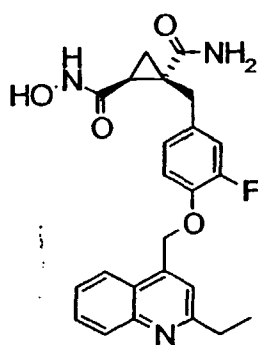
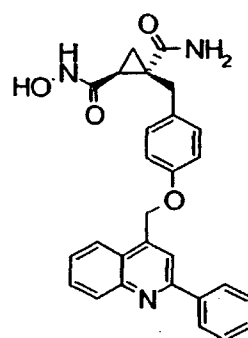
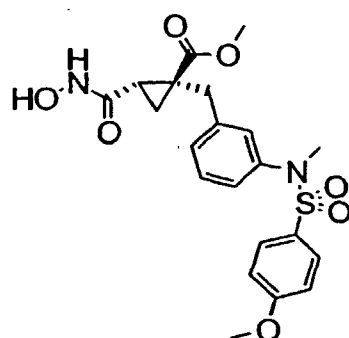
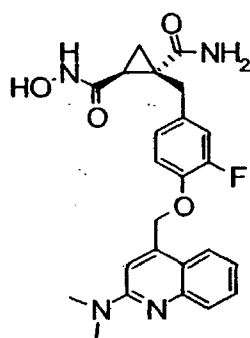
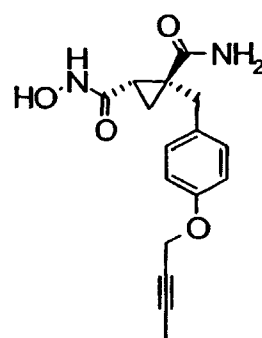
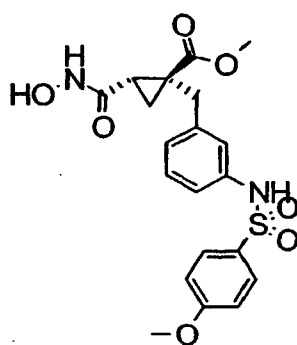
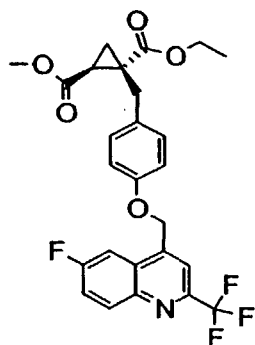
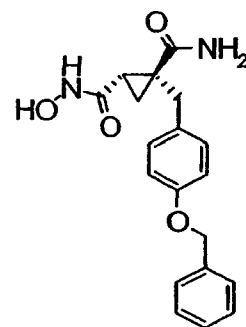
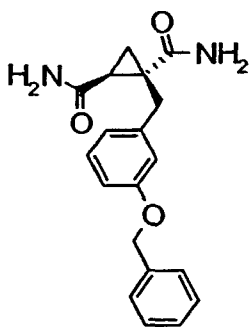
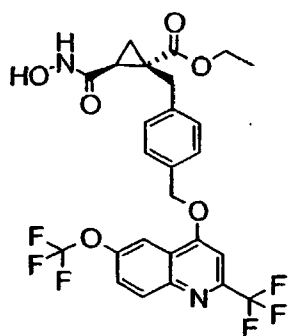


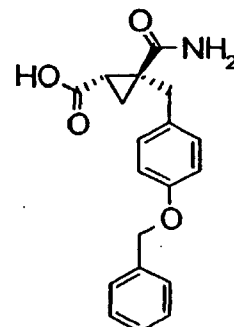
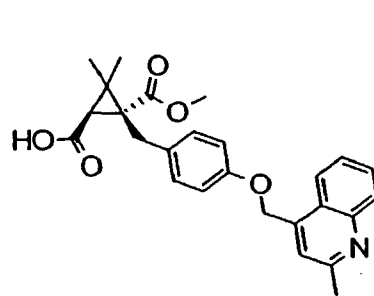
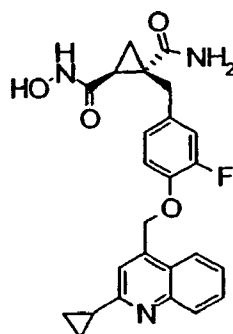
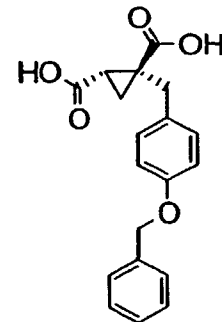
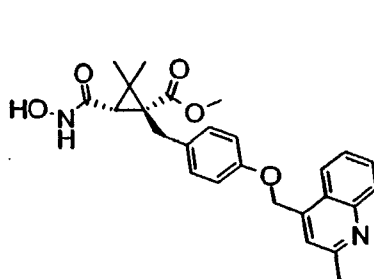
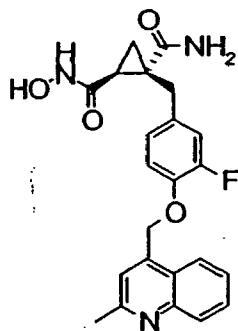
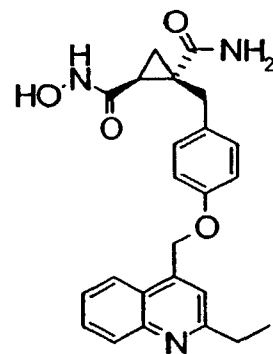
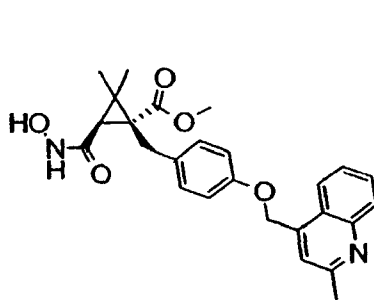
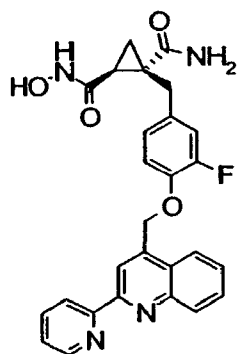
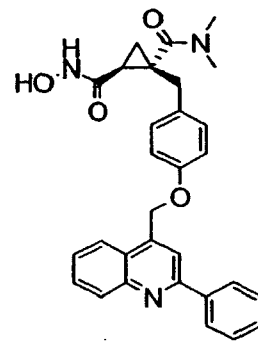
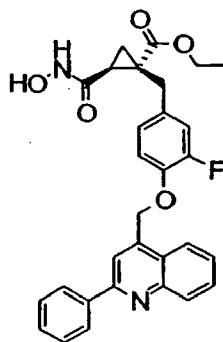
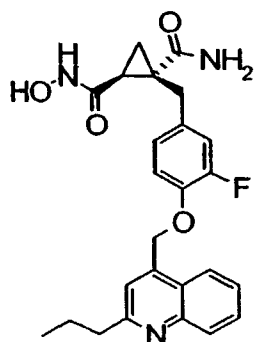
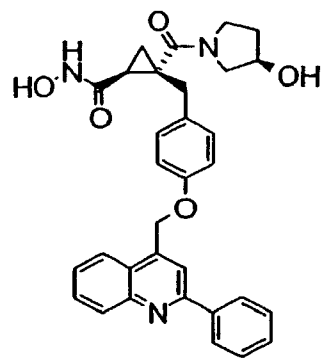
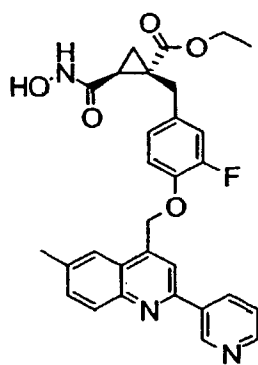
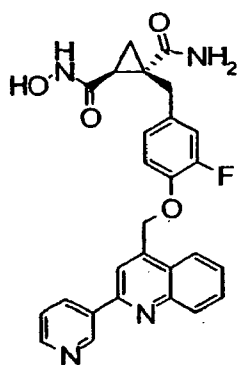


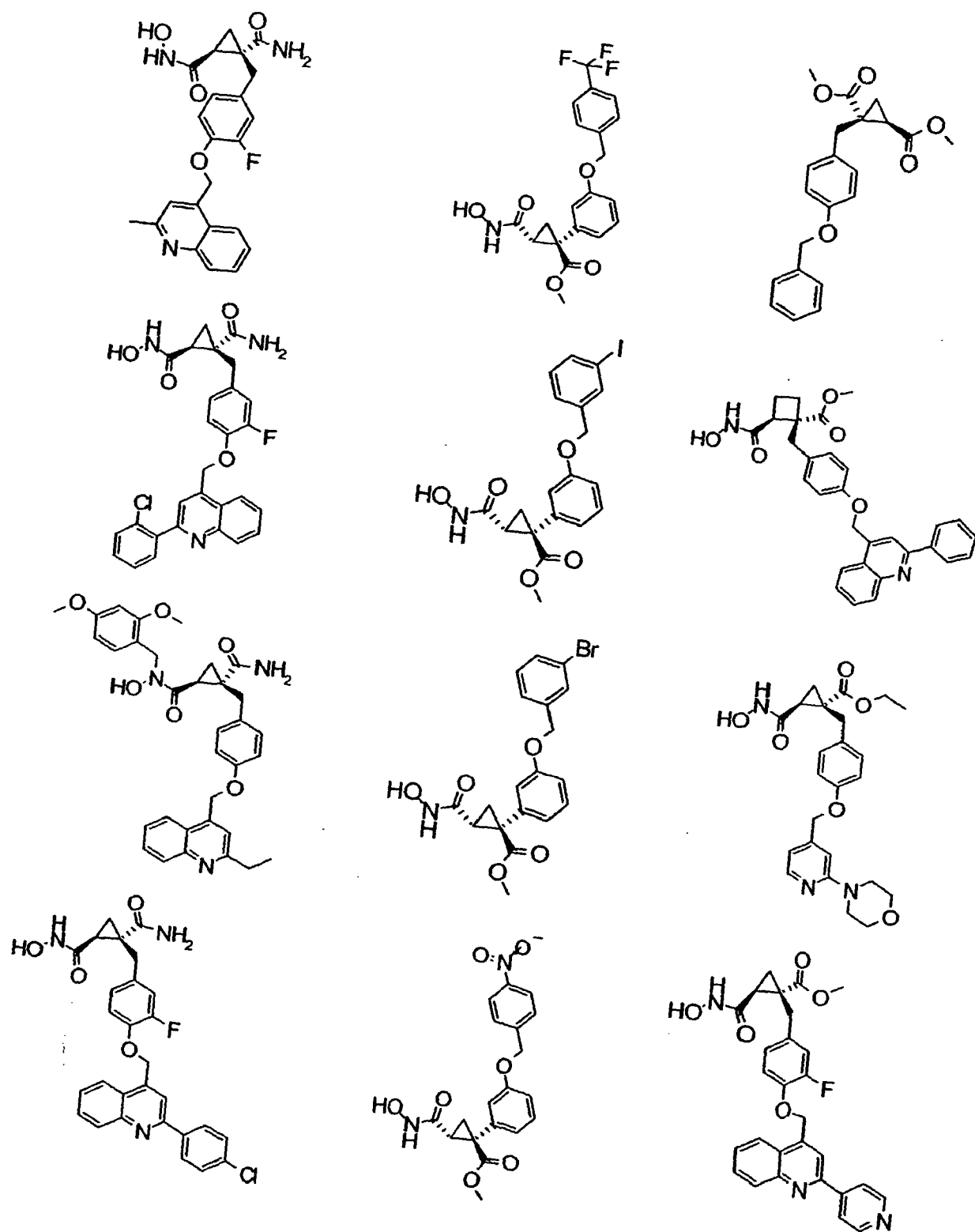


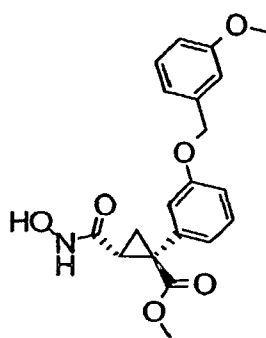
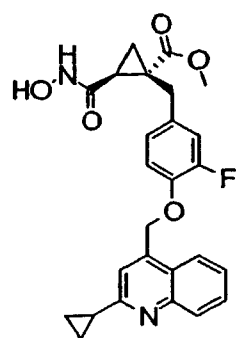
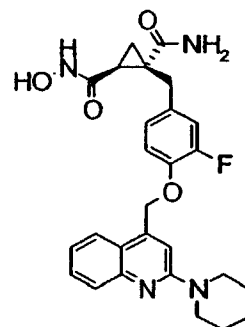
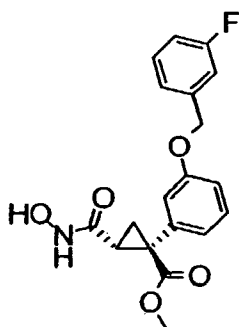
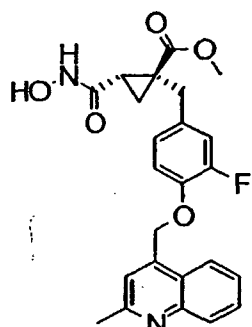
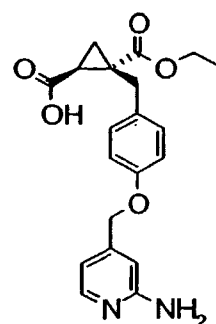
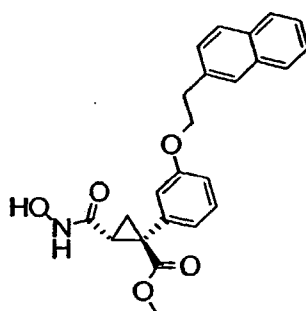
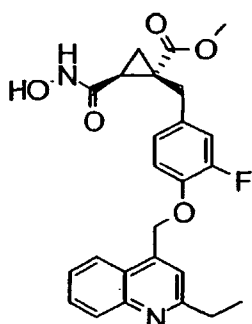
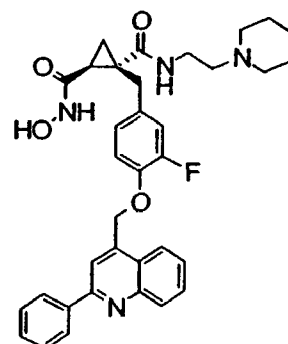
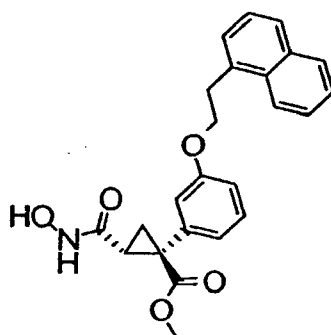
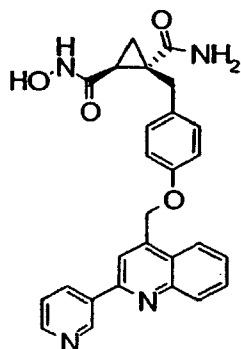
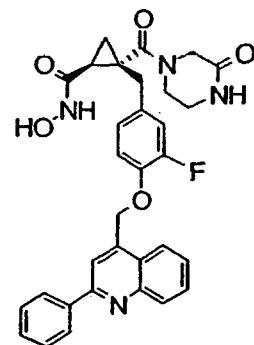
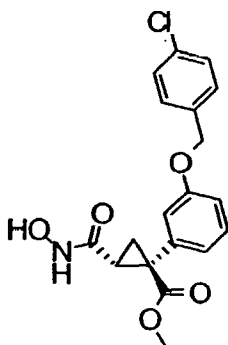
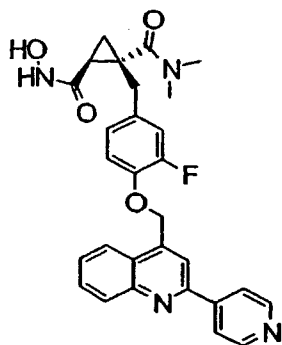


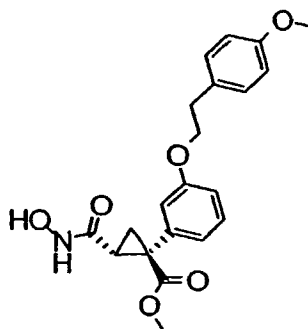
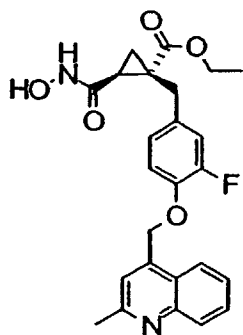






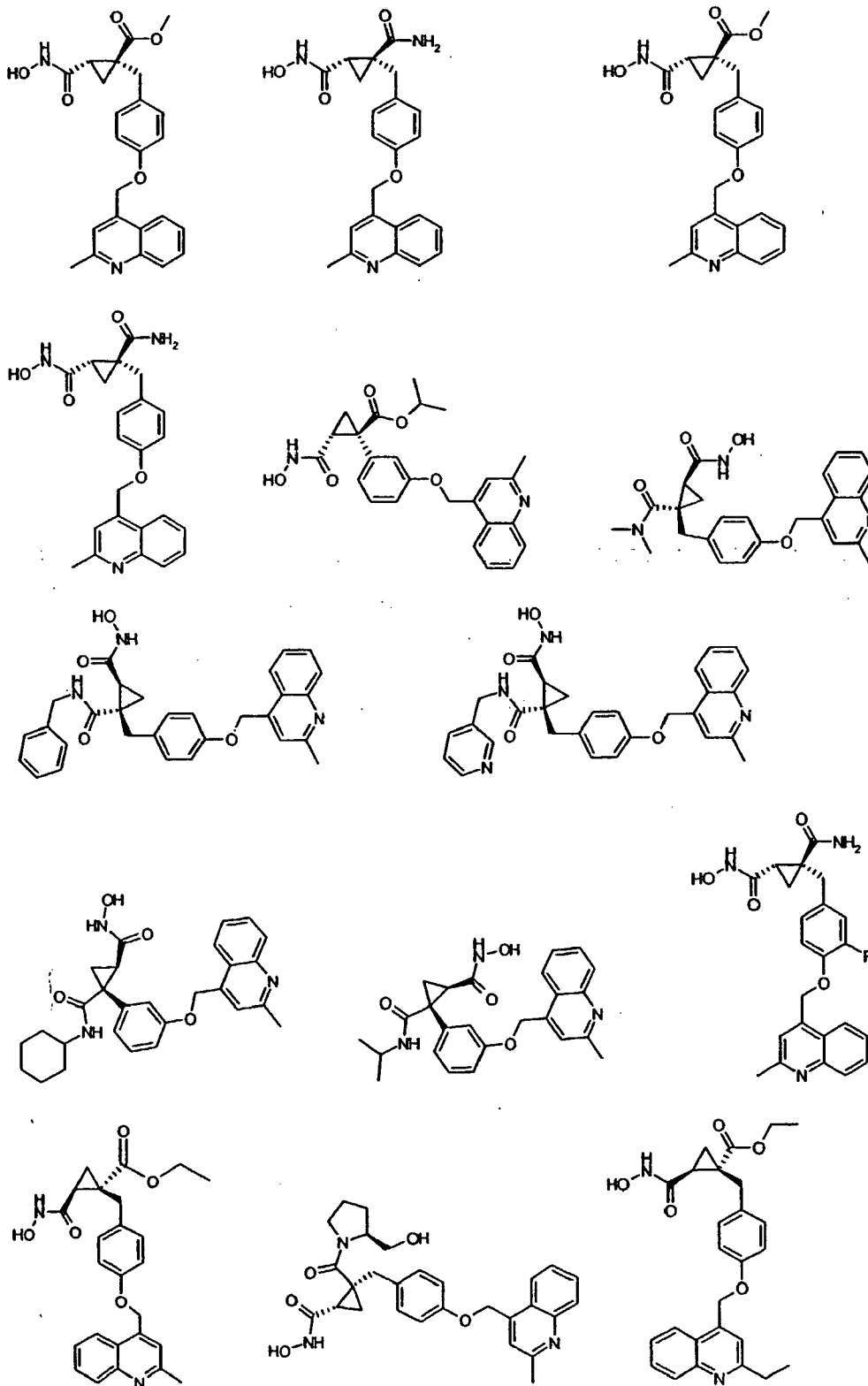


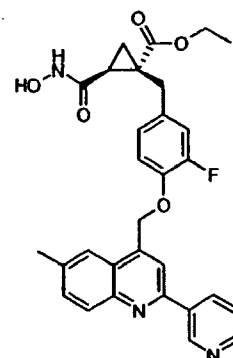
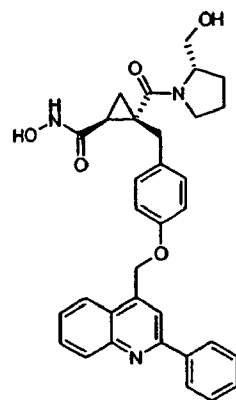
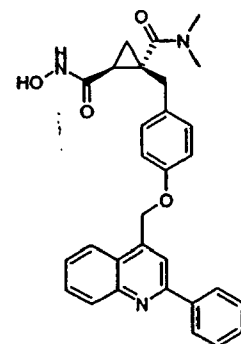
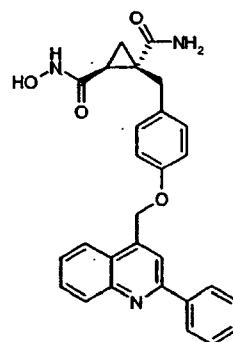
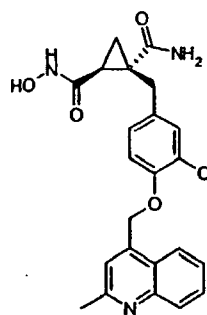
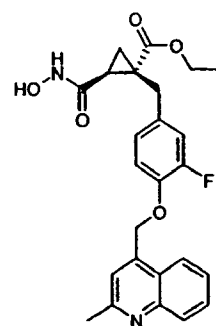
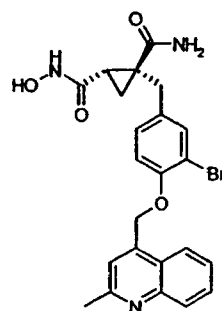
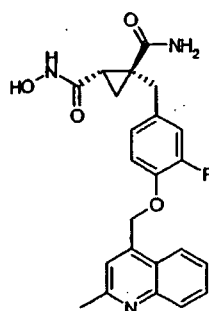
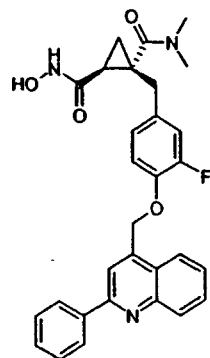
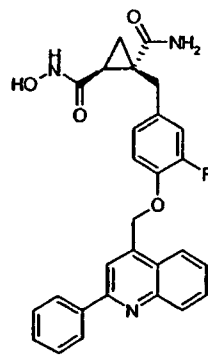
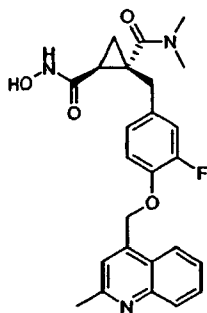
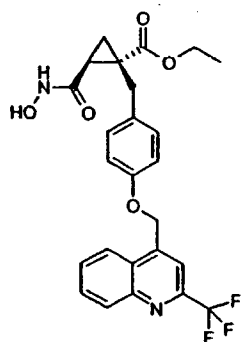


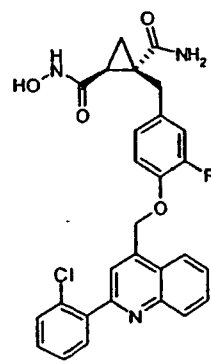
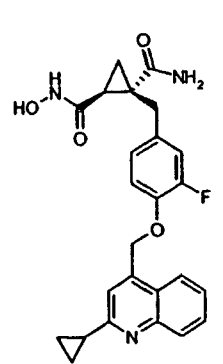
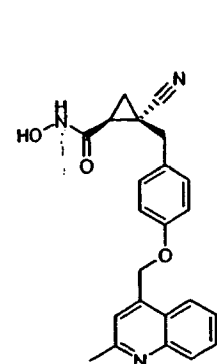
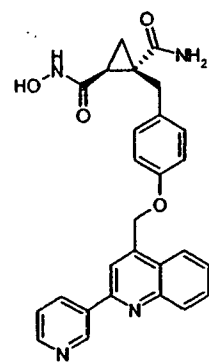
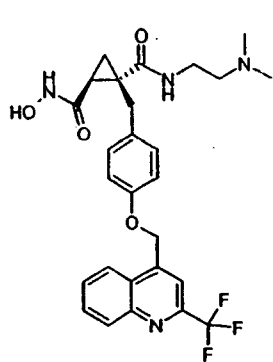
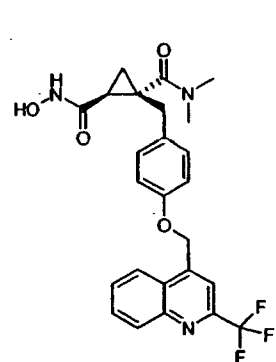
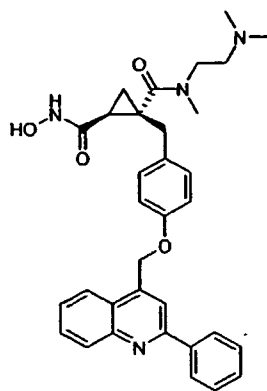
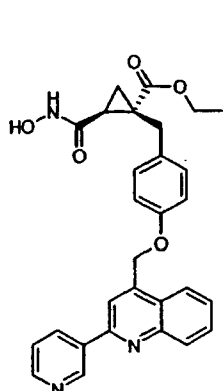
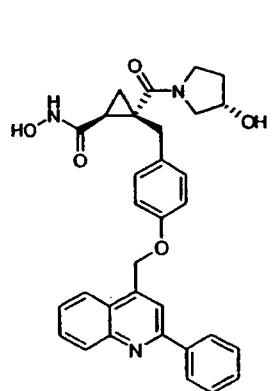
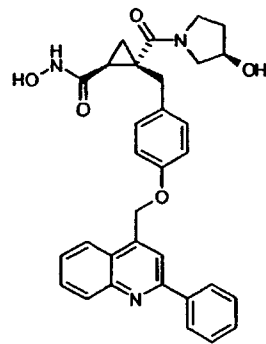
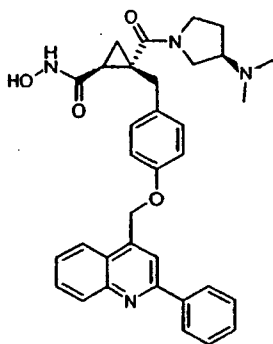
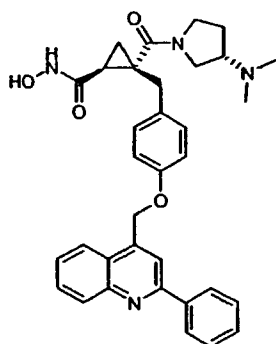


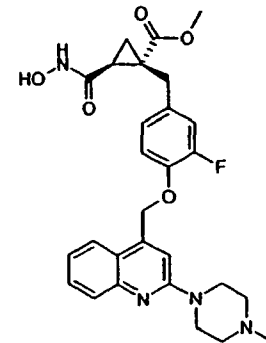
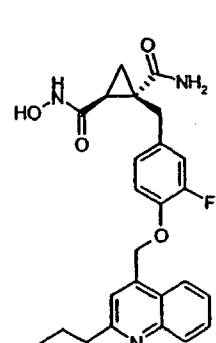
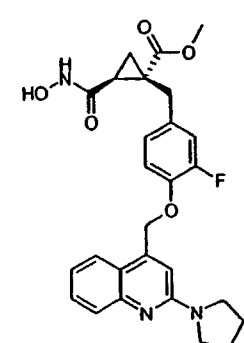
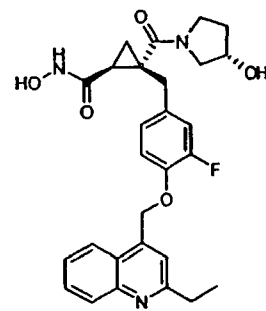
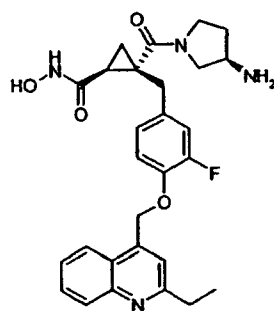
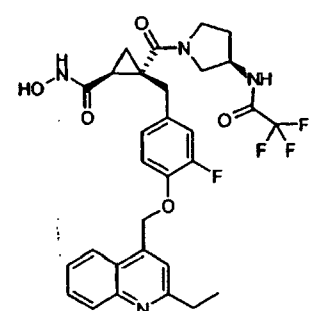
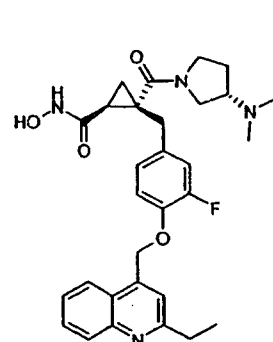
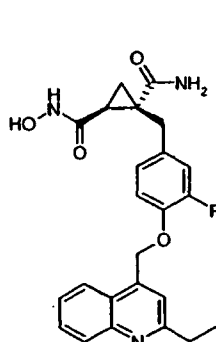
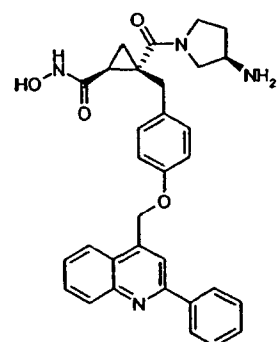
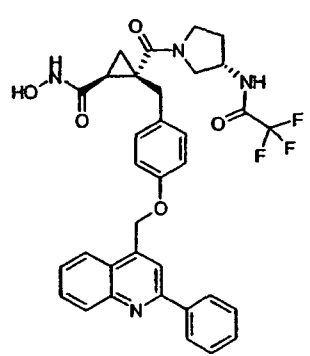
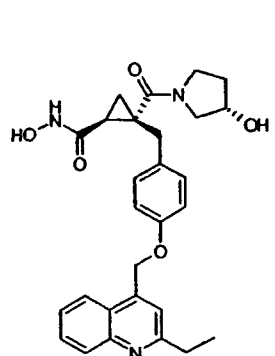
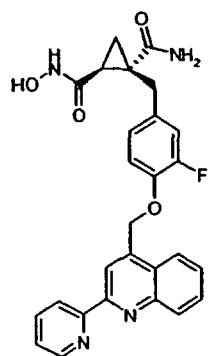
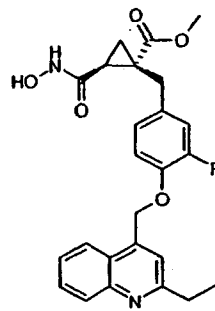
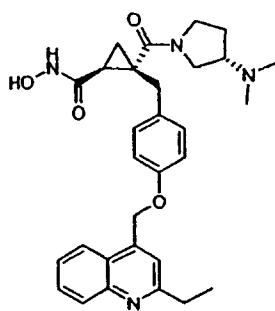
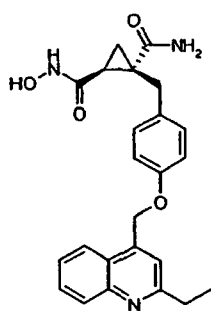
or a pharmaceutically acceptable salt, solvate or isomer thereof.

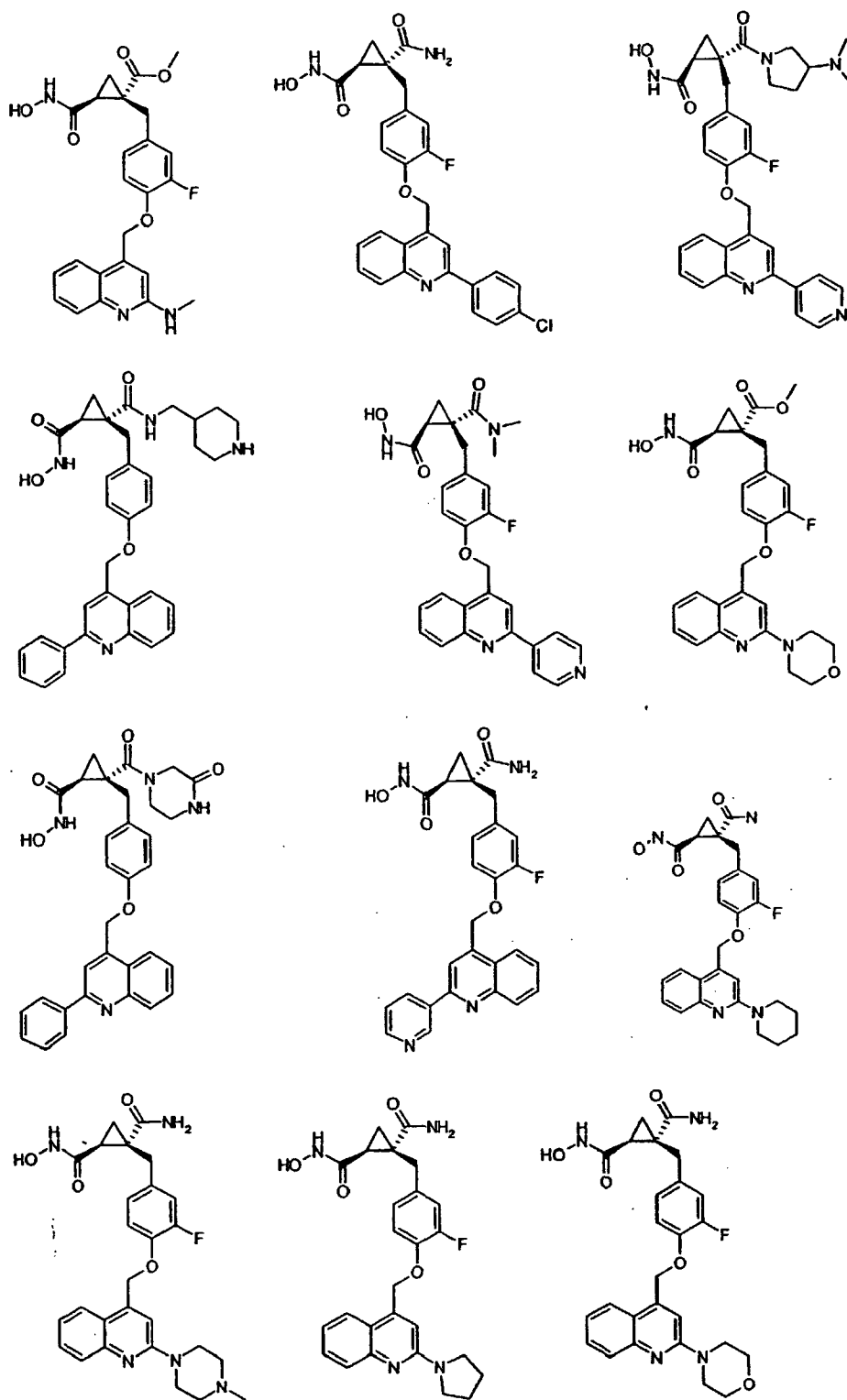
46. A compound according to claim 45, which is selected from the group consisting of

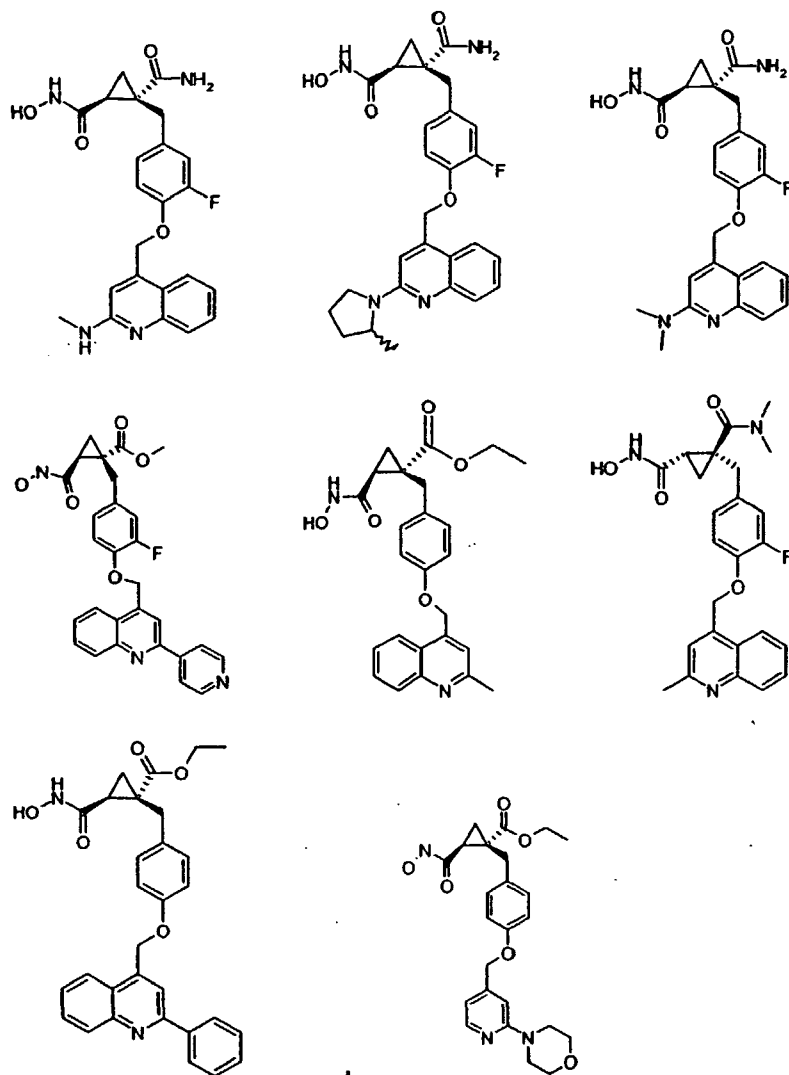








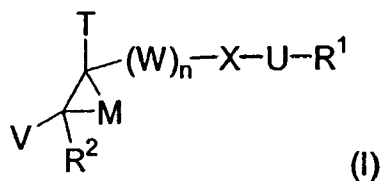




and

or a pharmaceutically acceptable salt, solvate or isomer thereof.

47. A compound represented by Formula (I):



or a pharmaceutically acceptable salt, solvate or isomer thereof, wherein:

M is $-(\text{C}(\text{R}^{30})(\text{R}^{40}))_m-$, wherein m is 1 to 6;

T is selected from the group consisting of R^{21} -substituted alkyl, cycloalkyl, heterocycloalkyl, cycloalkenyl, heterocycloalkenyl, aryl, heteroaryl, $-\text{OR}^3$, $-\text{C}(\text{O})\text{R}^4$, $-\text{C}(\text{O})\text{OR}^3$, $-\text{C}(\text{O})\text{NR}^{24}\text{R}^{25}$, $-\text{C}(\text{O})\text{NR}^{24}\text{OR}^3$, $-\text{C}(\text{O})\text{SR}^3$, $-\text{NR}^{24}\text{R}^{25}$, $-\text{NR}^{25}\text{C}(\text{O})\text{R}^4$, $-\text{NR}^{25}\text{C}(\text{O})\text{OR}^3$, $-\text{NR}^{25}\text{C}(\text{O})\text{NR}^{24}\text{R}^{25}$,

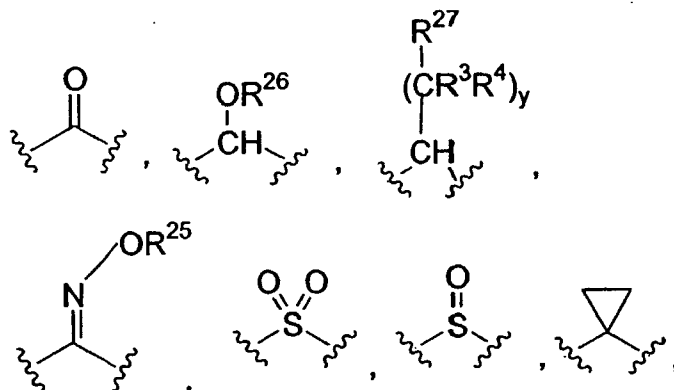
-NR²⁵C(O)NR²⁴OR³, -NR²⁵S(O)_xR³, -SR³, -S(O)_xNR²⁴R²⁵, -S(O)_xNR²⁵OR³,
 -CN, -P(O)(R²⁴)(OR²⁴), -P(O)(OR²⁴)(OR²⁴), -C(R⁴)(=N(OR³)),
 -C(O)-AA-NR²⁴R²⁵ and -C(O)-AA-NR²⁵OR³,

wherein each of the cycloalkyl, heterocycloalkyl, cycloalkenyl, heterocycloalkenyl, aryl and heteroaryl groups of T is independently unsubstituted or substituted with one to five independently selected R²⁰ moieties which can be the same or different, each R²⁰ moiety being independently selected from the group of R²⁰ moieties below;

V is selected from the group consisting of alkyl, R²¹-substituted alkyl, cycloalkyl, heterocycloalkyl, cycloalkenyl, heterocycloalkenyl, aryl, heteroaryl, -OR³, -C(O)R⁴, -(CR²³R²⁴)_{n1}C(O)OR³, -C(O)NR²⁴R²⁵, -(CR²³R²⁴)_{n1}C(O)NR²⁵OR³, -C(O)SR³, -NR²⁴R²⁵, -NR²⁵C(O)R⁴, -NR²⁵C(O)OR³, -NR²⁵C(O)NR²⁴R²⁵, -NR²⁵C(O)NR²⁴OR³, -NR²⁵S(O)_xR³, -SR³, -S(O)_xNR²⁴R²⁵, -S(O)_xNR²⁵OR³, -CN, -P(O)(R²⁴)(OR²⁴), -P(O)(OR²⁴)(OR²⁴), -C(R⁴)(=N(OR³)), -C(O)-AA-NR²⁴R²⁵ and -C(O)-AA-NR²⁵OR³,

wherein each of the cycloalkyl, heterocycloalkyl, cycloalkenyl, heterocycloalkenyl, aryl and heteroaryl groups of V is independently unsubstituted or substituted with one to three independently selected R²⁰ moieties which can be the same or different, each R²⁰ moiety being independently selected from the group of R²⁰ moieties below;

W is selected from the group consisting of



a covalent bond, -(C(R³)(R⁴))_{n2}-, -O-, -S-, and -N(Z)-;

X is selected from the group consisting of alkylene, cycloalkylene, heterocycloalkylene, arylene, heteroarylene and -C≡C-, wherein each of the alkylene, cycloalkylene, heterocycloalkylene, arylene or heteroarylene groups of X is independently unsubstituted or substituted with one to four

independently selected R^{20} moieties which can be the same or different, each R^{20} moiety being independently selected from the group of R^{20} moieties below;

U is selected from the group consisting of a covalent bond, $-(C(R^3)(R^4))_p-$, $-Y-(C(R^3)(R^4))_q-$, $-(C(R^3)(R^4))_t-Y-$, and $-Y-$;

Y is selected from the group consisting of $-O-$, $-S(O)_x-$, $-N(Z)-$, $-C(O)-$, $-OC(O)-$, $-C(O)N(R^{24})-$, $-N(R^{24})C(O)-$, $-N(R^{24})C(O)N(R^{25})-$, $-N(R^{24})S(O)-$, $-N(R^{24})S(O)_2-$, $-S(O)N(R^{24})-$, and $-S(O)_2N(R^{24})-$;

Z is selected from the group consisting of $-R^3$, $-C(O)R^3$, $-S(O)_xR^3$ and $-C(O)NR^3R^4$;

n is 0 to 2;

n1 is 0 to 2;

n2 is 1 to 2;

p is 1 to 4;

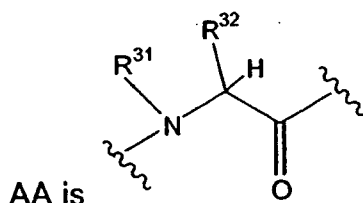
q is 1 to 4;

t is 1 to 4;

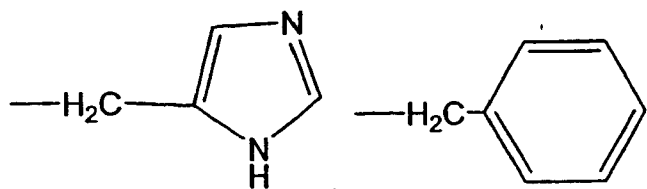
v is 1 to 3;

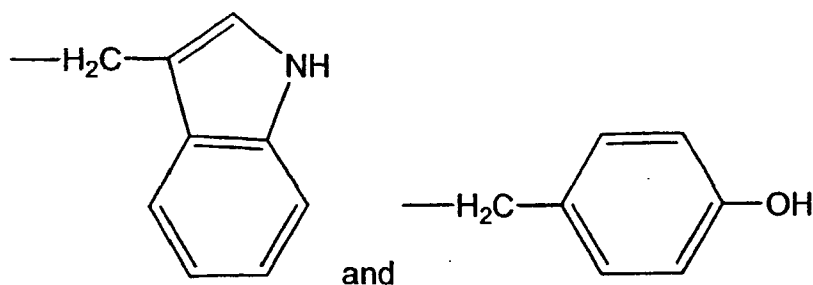
x is 0 to 2;

y is 0 to 3;



, wherein R^{31} and R^{32} are the same or different and are each independently selected from the group consisting of H, alkyl, cycloalkyl, aryl, heteroaryl, $-NR^{24}R^{25}$, $-(CH_2)_3NH(C=NH)NH_2$, $-CH_2C(O)NH_2$, $-CH_2C(O)OH$, $-CH_2SH$, $-CH_2S-SCH_2CH(NH_2)C(O)OH$, $-CH_2CH_2C(O)OH$, $-CH_2CH_2C(O)NH_2$, $-(CH_2)_4NH_2$, $-CH_2CH_2CH(OH)CH_2NH_2$, $-CH_2CH(CH_3)_2$, $-CH(CH_3)CH_2(CH_3)$, $-CH_2CH_2SCH_3$, $-CH_2OH$, $-CH(OH)(CH_3)$,





or R^{31} and R^{32} , together with the N to which R^{31} is attached and the C to which R^{31} is attached, form a 5-membered ring which is unsubstituted or independently substituted with a hydroxyl group;

R^1 is selected from the group consisting of alkyl, R^{21} -substituted alkyl, cycloalkyl, heterocycloalkyl, cycloalkenyl, heterocycloalkenyl, aryl, heteroaryl, $-C\equiv CR^3$ and $-CR^3=CR^4R^5$,

wherein each of the alkyl, cycloalkyl, heterocycloalkyl, cycloalkenyl, heterocycloalkenyl, aryl and heteroaryl groups of R^1 is independently unsubstituted or substituted with one to five independently selected R^{20} moieties which can be the same or different, each R^{20} moiety being independently selected from the group of R^{20} moieties below,

each R^2 , R^4 and R^5 is the same or different and each is independently selected from the group consisting of H, halo, alkyl, R^{22} -substituted alkyl, cycloalkyl, heterocycloalkyl, cycloalkenyl, heterocycloalkenyl, aryl, heteroaryl, $-OR^6$, $-C(O)R^7$, $-C(O)OR^6$, $-NR^{24}R^{25}$, $-NR^{24}C(O)R^{25}$, $-N(=C-O-NR^{24}R^{25})$, $-NR^{24}S(O)_2R^{25}$,

wherein each of the cycloalkyl, heterocycloalkyl, cycloalkenyl, heterocycloalkenyl, aryl and heteroaryl groups of R^2 , R^4 and R^5 is independently unsubstituted or substituted with one to four independently selected alkyl, R^{22} -substituted alkyl or R^{22} moieties which can be the same or different, each R^{22} moiety being independently selected from the group of R^{22} moieties below;

each R^3 is the same or different and is independently selected from the group consisting of H, alkyl, R^{22} -substituted alkyl, cycloalkyl, heterocycloalkyl, cycloalkenyl, heterocycloalkenyl, aryl, heteroaryl, $-OR^6$, $-C(O)R^7$, $-C(O)OR^6$, $-NR^{24}R^{25}$, $-NR^{24}C(O)R^{25}$, $-N(=C-O-NR^{24}R^{25})$ and $-NR^{24}S(O)_2R^{25}$,

each of the cycloalkyl, heterocycloalkyl, cycloalkenyl, heterocycloalkenyl, aryl and heteroaryl groups of R^3 is independently unsubstituted or substituted with one to four independently selected alkyl, R^{22} -substituted alkyl or R^{22} moieties which can be the same or different, each R^{22} moiety being independently selected from the group of R^{22} moieties below;

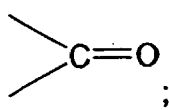
each R^6 is independently selected from the group consisting of H, alkyl and $-\text{OCF}_3$;

each R^7 is independently selected from the group consisting of H, alkyl, heteroaryl and $-\text{CF}_3$;

each R^{20} is independently selected from the group consisting of: alkyl, R^{21} -substituted alkyl, $-\text{OR}^3$, halo, $-\text{CN}$, $-\text{NO}_2$, $-\text{NR}^{24}\text{R}^{25}$, $-\text{C}(\text{O})\text{R}^3$, $-\text{C}(\text{O})\text{OR}^3$, $-\text{C}(\text{O})\text{NR}^{24}\text{R}^{25}$, $-\text{S}(\text{O})_x\text{NR}^{24}\text{R}^{25}$, $-\text{S}(\text{O})_x\text{R}^5$, $-\text{CF}_3$, $-\text{OCF}_3$, $-\text{CF}_2\text{CF}_3$, $-\text{C}(=\text{NOH})\text{R}^3$, aryl, halo-substituted aryl, heteroaryl, cycloalkyl, heterocycloalkyl, $-\text{N}(\text{R}^{25})\text{S}(\text{O})_x\text{R}^5$, $-\text{N}(\text{R}^{25})\text{C}(\text{O})\text{R}^5$, and $-\text{N}(\text{R}^{25})\text{C}(\text{O})\text{NR}^{24}\text{R}^{25}$,

wherein each of the aryl, halo-substituted aryl, heteroaryl, cycloalkyl and heterocycloalkyl groups of R^{20} is independently unsubstituted or substituted with one to four independently selected R^{22} moieties which can be the same or different, each R^{22} moiety being independently selected from the group of R^{23} moieties below,

or two R^{20} groups taken together with the carbon to which both R^{20}

groups are attached is  ;

R^{21} is one to three substituents independently selected from the group consisting of: $-\text{OR}^3$, halo, $-\text{CN}$, $-\text{NO}_2$, $-\text{NR}^{24}\text{R}^{25}$, $-\text{C}(\text{O})\text{R}^3$, $-\text{C}(\text{O})\text{OR}^3$, $-\text{C}(\text{O})\text{NR}^{24}\text{R}^{25}$, $-\text{S}(\text{O})_x\text{NR}^{24}\text{R}^{25}$, $-\text{SO}_x\text{R}^5$, $-\text{CF}_3$, $-\text{OCF}_3$, $-\text{CF}_2\text{CF}_3$, $-\text{C}(=\text{NOH})\text{R}^3$, R^{23} -substituted alkyl, aryl, heteroaryl, cycloalkyl, heterocycloalkyl, $-\text{N}(\text{R}^{25})\text{S}(\text{O})_x\text{R}^5$, $-\text{N}(\text{R}^{25})\text{C}(\text{O})\text{R}^5$, and $-\text{N}(\text{R}^{25})\text{C}(\text{O})\text{NR}^{24}\text{R}^{25}$;

wherein each of the aryl, halo-substituted aryl, heteroaryl, cycloalkyl, and heterocycloalkyl groups of R^{21} is independently unsubstituted or substituted with one to four independently selected R^{23} moieties which can be the same or different, each R^{23} moiety being independently selected from the group of R^{23} moieties below,

or two R^{21} groups taken together with the carbon to which both R^{21}

groups are attached is  ;

each R^{22} is independently selected from the group consisting of:
halo, alkynyl, aryl, heteroaryl, $-OR^{24}$, $-(C_1-C_6 \text{ alkyl})-OR^{24}$, $-CN$, $-NO_2$, $-NR^{24}R^{25}$, $-C(O)R^{23}$,
 $-C(O)OR^{23}$, $-C(O)NR^{24}R^{25}$, $-S(O)_xNR^{24}R^{25}$, $-S(O)_xR^{23}$, $-CF_3$, $-OCF_3$,
 $-CF_2CF_3$, $-C(=NOH)R^{23}$, $-N(R^{24})S(O)_xR^{25}$, $-N(R^{24})C(O)R^{25}$, and
 $-N(R^{24})C(O)NR^{24}R^{25}$,

or two R^{22} groups taken together with the carbon to which both R^{22}

groups are attached is  ;

each R^{23} is independently selected from the group consisting of H,
hydroxyl, halo and alkyl;

each R^{24} is independently selected from the group consisting of H and
alkyl;

each R^{25} is independently selected from the group consisting of H,
hydroxyl, alkyl, hydroxyalkyl, aryl, cycloalkyl, heteroaryl, $-NR^{24}R^{24}$, $-(C_1 \text{ to } C_6 \text{ alkyl})NR^{24}R^{24}$, $-CF_3$ and $-S(O)_xR^{23}$;

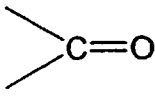
each R^{26} is independently selected from the group consisting of H,
hydroxyl, alkyl, hydroxyalkyl, aryl, cycloalkyl, heteroaryl and $-NR^3R^4$;

R^{27} is independently selected from the group consisting of heteroaryl,
heterocycloalkyl and $-NR^{24}R^{25}$;

R^{30} is independently selected from the group consisting of H and R^{20}
substituent groups above;

R^{40} is independently selected from the group consisting of H and R^{20}
substituent groups above,

or R^{30} and R^{40} , taken together with the carbon to which R^{30} and R^{40} are

attached, is  ;

with the provisos that at least one of V or T is selected from the group
consisting of $-C(O)N(R^3)(OR^4)$, $-C(O)OR^3$ and $-C(O)NR^{24}R^{25}$, and
when $-(W)_n-X-U-$ is alkylene, R^1 is not alkyl, and

when $-(W)_n-X-$ is alkylene, $-Y-$ is not $-N(R^{24})C(O)-$, and when one of T or V is $-NR^{25}S(O)_xR^3$, the other of T or V is not $-C(O)NR^{25}OR^3$.

48. A pharmaceutical composition comprising a therapeutically effective amount of a compound of claim 1 or a pharmaceutically acceptable addition salt, solvate or isomer thereof, in combination with a pharmaceutically acceptable carrier.

49. A pharmaceutical composition for the treatment or prevention of inflammation in a subject, comprising an effective amount of a combination of a compound of claim 1 or a pharmaceutically acceptable salt, solvate or isomer thereof, an anti-inflammatory agent different from the compound of claim 1 and a pharmaceutically acceptable carrier.

50. A method for preventing an inflammatory disorder comprising administering to a subject an effective amount of a compound of claim 1 or a pharmaceutically acceptable salt, solvate or isomer thereof.

51. Use of a compound of claim 1 or a pharmaceutically acceptable salt, solvate or isomer thereof in the manufacture of a preparation for treating a condition or disease mediated by MMPs, $TNF-\alpha$, aggrecanase, or a combination thereof.

52. Use of a compound of claim 1 or a pharmaceutically acceptable salt, solvate or isomer thereof in the manufacture of a preparation for treating a condition or disease selected from the group consisting of rheumatoid arthritis, osteoarthritis, periodontitis, gingivitis, corneal ulceration, solid tumor growth and tumor invasion by secondary metastases, neovascular glaucoma, inflammatory bowel disease, multiple sclerosis and psoriasis.

53. Use of a compound of claim 1 or a pharmaceutically acceptable salt, solvate or isomer thereof in the manufacture of a preparation for treating a condition or disease selected from the group consisting of fever, cardiovascular conditions, hemorrhage, coagulation, cachexia, anorexia, alcoholism, acute phase response, acute infection, shock, graft versus host reaction, autoimmune disease and HIV infection.

54. Use of a compound of claim 1 or a pharmaceutically acceptable salt, solvate or isomer thereof in the manufacture of a preparation for treating a condition or disease selected from the group consisting of septic shock, haemodynamic shock, sepsis syndrome, post ischaemic reperfusion injury, malaria, mycobacterial infection, meningitis, psoriasis, congestive heart failure, fibrotic diseases, cachexia, graft rejection, cancers such as cutaneous T-cell lymphoma, diseases involving angiogenesis, autoimmune diseases, skin inflammatory diseases, inflammatory bowel diseases such as Crohn's disease and colitis, osteo and rheumatoid arthritis, ankylosing spondylitis, psoriatic arthritis, adult Still's disease, ureitis, Wegener's granulomatosis, Behcehe disease, Sjogren's syndrome, sarcoidosis, polymyositis, dermatomyositis, multiple sclerosis, radiation damage, hyperoxic alveolar injury, periodontal disease, HIV, non-insulin dependent diabetes mellitus, systemic lupus erythematosus, glaucoma, sarcoidosis, idiopathic pulmonary fibrosis, bronchopulmonary dysplasia, retinal disease, scleroderma, osteoporosis, renal ischemia, myocardial infarction, cerebral stroke, cerebral ischemia, nephritis, hepatitis, glomerulonephritis, cryptogenic fibrosing aveolitis, psoriasis, transplant rejection, atopic dermatitis, vasculitis, allergy, seasonal allergic rhinitis, reversible airway obstruction, adult respiratory distress syndrome, asthma, chronic obstructive pulmonary disease (COPD) and bronchitis.

55. Use of a compound of claim 1, 29 or 47 for manufacture of

a medicament for treatment or prevention of inflammation in a subject.

56. A substance or composition for use in a method for treating or preventing an inflammatory disorder, said substance or composition comprising a compound of claim 1 or claim 29 or claim 47 or a pharmaceutically acceptable salt, solvate or isomer thereof, and said method comprising administering to a subject an effective amount of said substance or composition.

57. A substance or composition for use in a method of treating a condition or disease mediated by MMPs, TNF- α , aggrecanase, or a combination thereof in a subject, said substance or composition comprising a compound of claim 1 or a pharmaceutically acceptable salt, solvate or isomer thereof, and said method comprising administering to the subject in need of such treatment a therapeutically effective amount of said substance or composition.

58. A substance or composition for use in a method of treating a condition or disease selected from the group consisting of rheumatoid arthritis, osteoarthritis, periodontitis, gingivitis, corneal ulceration, solid tumor growth and tumor invasion by secondary metastases, neovascular glaucoma, inflammatory bowel disease, multiple sclerosis and psoriasis in a subject, said substance or composition comprising a compound of claim 1 or a pharmaceutically acceptable salt, solvate or isomer thereof, and said method comprising administering to the subject in need of such treatment a therapeutically effective amount of said substance or composition.

59. A substance or composition for use in a method of treating a condition or disease selected from the group consisting of fever, cardiovascular conditions, hemorrhage, coagulation, cachexia, anorexia, alcoholism, acute phase response, acute infection, shock, graft versus

host reaction, autoimmune disease and HIV infection in a subject, said substance or composition comprising a compound of claim 1 or a pharmaceutically acceptable salt, solvate or isomer thereof, and said method comprising administering to the subject in need of such treatment a therapeutically effective amount of said substance or composition.

60. A substance or composition for use in a method of treating a condition or disease selected from the group consisting of septic shock, haemodynamic shock, sepsis syndrome, post ischaemic reperfusion injury, malaria, mycobacterial infection, meningitis, psoriasis, congestive heart failure, fibrotic diseases, cachexia, graft rejection, cancers such as cutaneous T-cell lymphoma, diseases involving angiogenesis, autoimmune diseases, skin inflammatory diseases, inflammatory bowel diseases such as Crohn's disease and colitis, osteo and rheumatoid arthritis, ankylosing spondylitis, psoriatic arthritis, adult Still's disease, ureitis, Wegener's granulomatosis, Behcehe disease, Sjogren's syndrome, sarcoidosis, polymyositis, dermatomyositis, multiple sclerosis, radiation damage, hyperoxic alveolar injury, periodontal disease, HIV, non-insulin dependent diabetes mellitus, systemic lupus erythematosus, glaucoma, sarcoidosis, idiopathic pulmonary fibrosis, bronchopulmonary dysplasia, retinal disease, scleroderma, osteoporosis, renal ischemia, myocardial infarction, cerebral stroke, cerebral ischemia, nephritis, hepatitis, glomerulonephritis, cryptogenic fibrosing aveolitis, psoriasis, transplant rejection, atopic dermatitis, vasculitis, allergy, seasonal allergic rhinitis, reversible airway obstruction, adult respiratory distress syndrome, asthma, chronic obstructive pulmonary disease (COPD) and bronchitis in a subject, said substance or composition comprising a compound of claim 1 or a pharmaceutically acceptable salt, solvate or isomer thereof, and said method comprising administering to the subject in need of such treatment a therapeutically effective amount of said substance or composition.

61. A compound according to any one of claims 1 to 47, substantially as herein described and illustrated.

62. A composition according to claim 48 or claim 49, substantially as herein described and illustrated.

63. A method according to claim 50, substantially as herein described and illustrated.

64. Use according to any one of claims 51 to 55, substantially as herein described and illustrated.

65. A substance or composition for use in a method of treatment or prevention according to any one of claims 56 to 60, substantially as herein described and illustrated.

66. A new compound, a new composition, a new non-therapeutic method of treatment, a new use of a compound according to any one of claims 1, 29 or 42, or a substance or composition for a new use in a method of treatment or prevention, substantially as herein described.