

# United States Patent [19]

Ando

[11] Patent Number: Des. 278,903

[45] Date of Patent: \*\* May 21, 1985

[54] TELEPHONE

[75] Inventor: Teturo Ando, Tokyo, Japan

[73] Assignee: Kabushiki Kaisha Taikodenki  
Seisakusho, Tokyo, Japan

[\*\*] Term: 14 Years

[21] Appl. No.: 404,980

[22] Filed: Aug. 4, 1982

[30] Foreign Application Priority Data

May 10, 1982 [JP] Japan ..... 57-20054

[52] U.S. Cl. .... D14/53; D14/58;  
D14/62

[58] Field of Search ..... D14/53, 59, 60, 58,  
D14/62; 179/100 D, 100 R, 100 C, 179

[56] References Cited

### U.S. PATENT DOCUMENTS

- D. 246,650 12/1977 Peral-Hernandez ..... D14/53
- D. 259,212 5/1981 Foggia et al. .... D14/53
- D. 260,643 9/1981 Foggia et al. .... D14/60

- D. 269,089 5/1983 Foggia et al. .... D14/53
- D. 270,836 10/1983 Bregon ..... D14/53
- D. 272,906 6/1984 Heinzelman ..... D14/58
- D. 273,108 3/1984 Breger ..... D14/53
- D. 273,110 3/1984 Genaro ..... D14/58
- D. 274,243 6/1984 Asaki et al. .... D14/58
- 3,916,103 10/1975 Morrell et al. .... 179/100 D


Primary Examiner—A. Hugo Word  
Assistant Examiner—Horace B. Fay  
Attorney, Agent, or Firm—Murray Schaffer

### [57] CLAIM

The ornamental design for a telephone, as shown and described.

### DESCRIPTION

FIG. 1 is a top, front and right side perspective view of a telephone showing my new design;  
FIG. 2 is a top plan view thereof;  
FIG. 3 is a right side elevational view thereof;  
FIG. 4 is a left side elevational view thereof;  
FIG. 5 is a bottom plan view thereof; and  
FIG. 6 is a rear elevational view thereof.



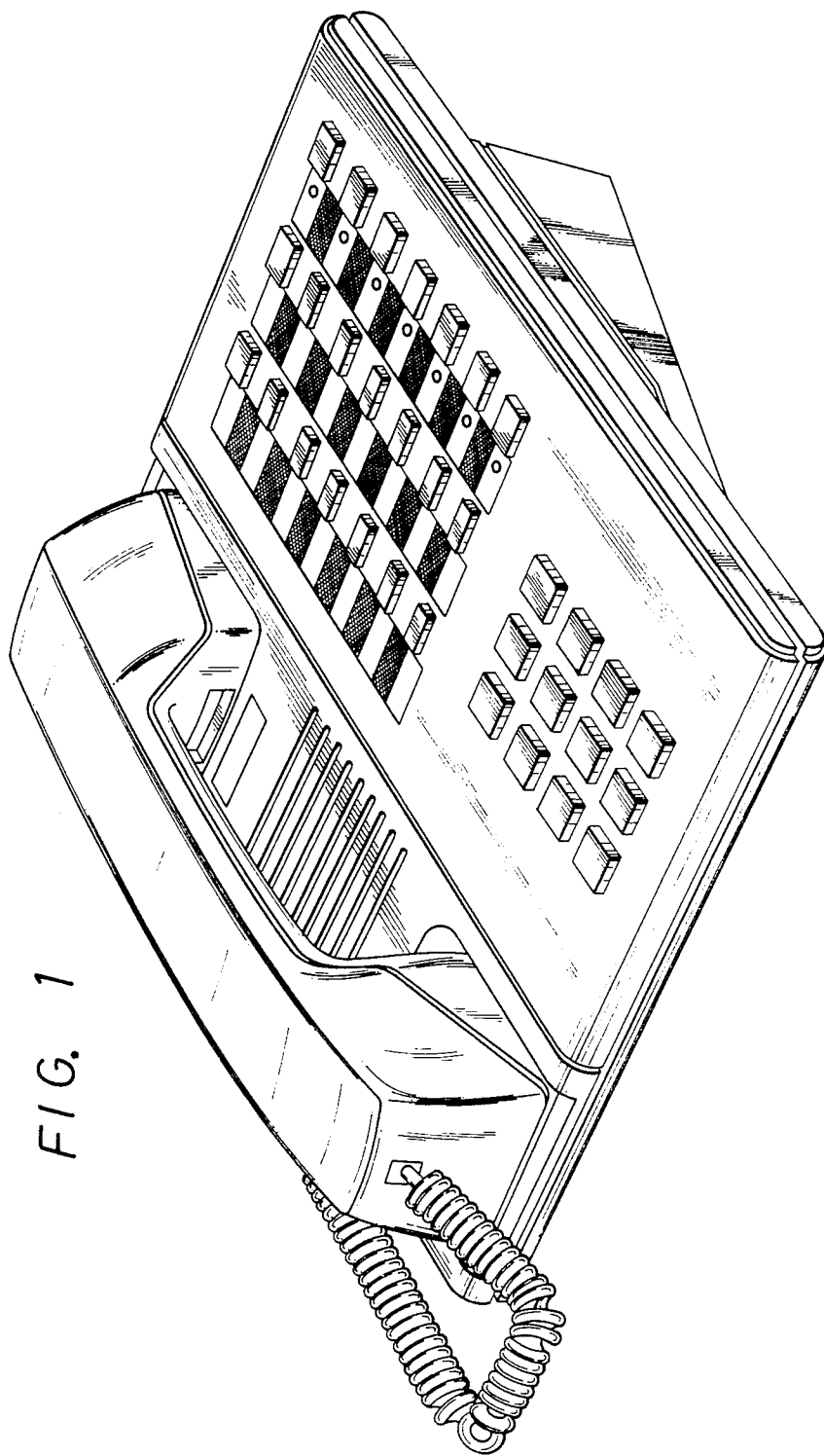


FIG. 1

FIG. 2

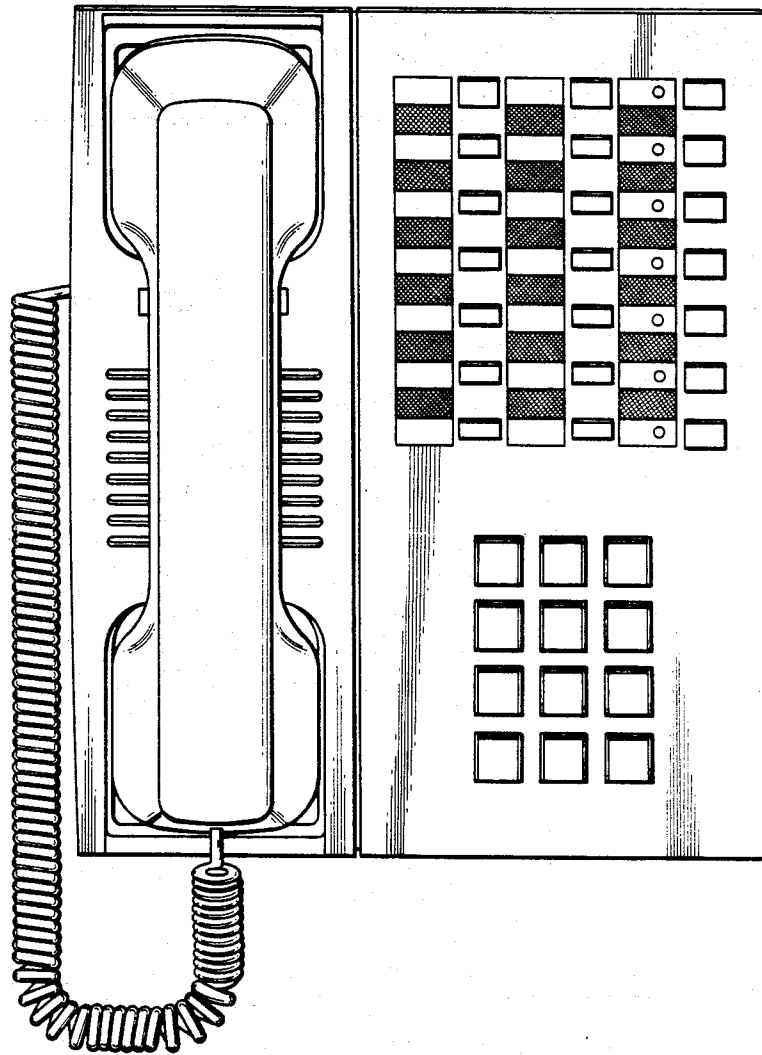


FIG. 3

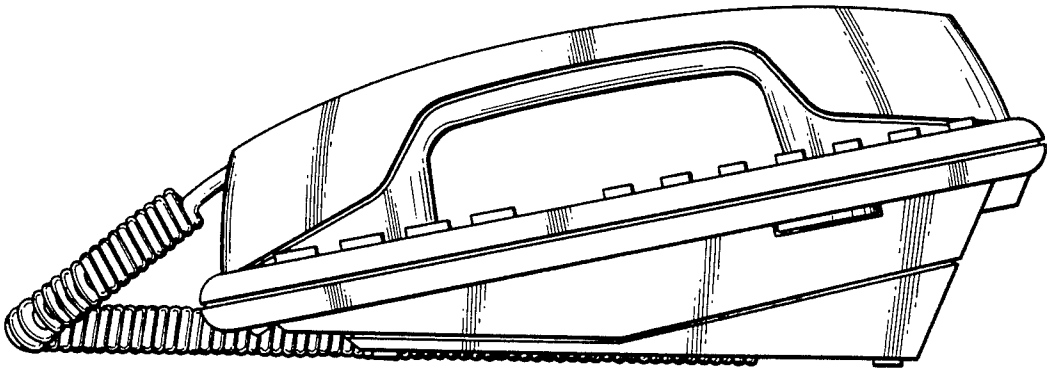


FIG. 4

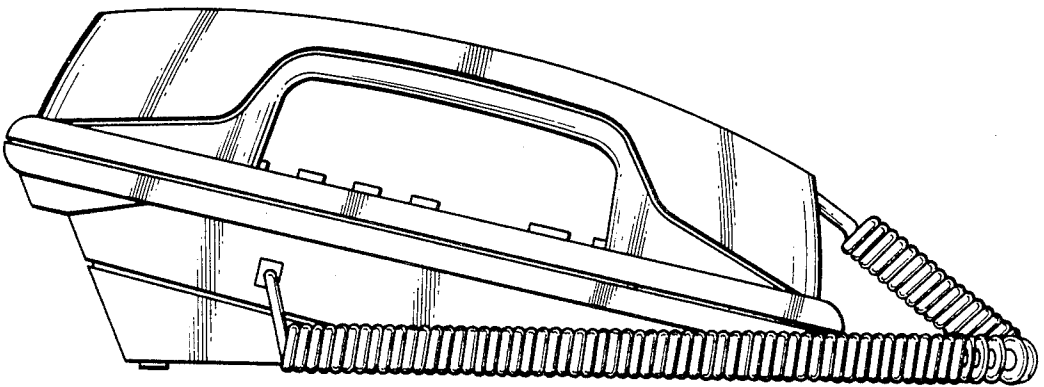


FIG. 6

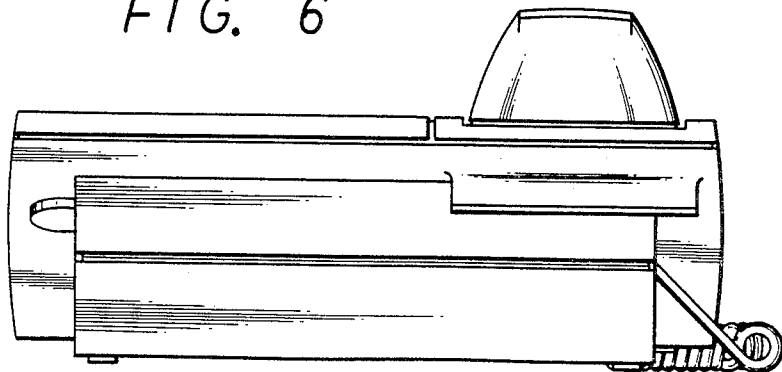


FIG. 5

