

L. C. PRINDLE.

Improvement in Portable Billiard Boards.

No. 130,389.

Patented Aug. 13, 1872.

Fig. 1.

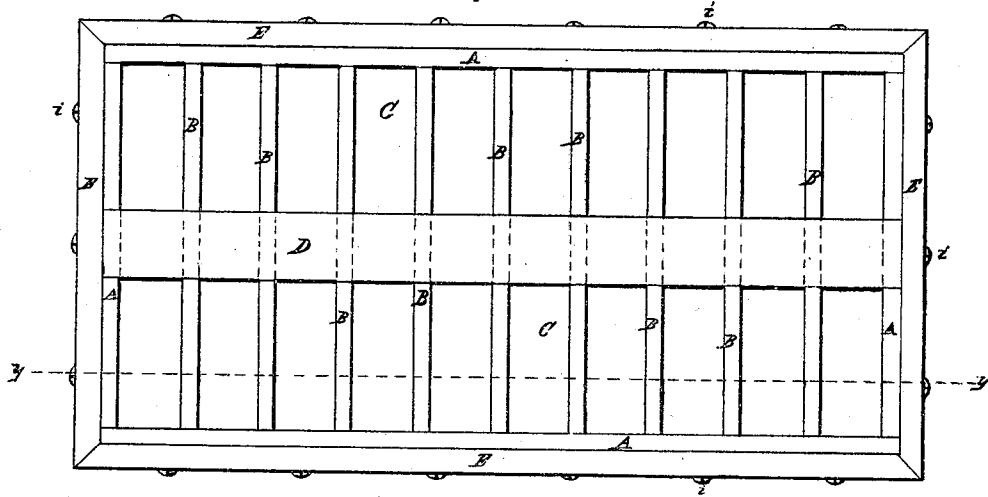


Fig. 2.

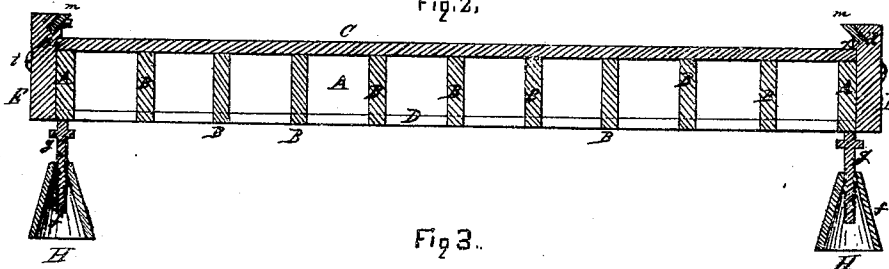
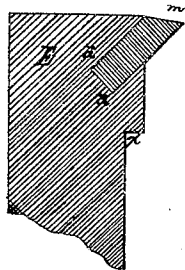


Fig. 3.



WITNESSES:

*F. F. Warner*  
*A. C. Lindley*

INVENTOR:

*L. C. Prindle*

# UNITED STATES PATENT OFFICE.

L. CORYDON PRINDLE, OF CHICAGO, ILLINOIS.

## IMPROVEMENT IN PORTABLE BILLIARD-BOARDS.

Specification forming part of Letters Patent No. 130,389, dated August 13, 1872.

*To all whom it may concern:*

Be it known that I, L. CORYDON PRINDLE, of Chicago, in the county of Cook and State of Illinois, have invented a new and useful Improvement in Cabinet Billiard-Boards, of which the following is a specification, reference being had to the accompanying drawing.

The object of my invention is to make a simple and cheap but durable billiard-board, or portable billiard-table top, that can be easily carried and placed upon an ordinary table or other support, and readily leveled thereon at a proper height, suitable for playing the game of billiards, and can be conveniently removed from the table and room, if desired, when not in use. The nature of my invention consists in the manner of constructing and supporting the bed-piece of portable billiard-table tops so as to prevent warping, sagging, &c.; and in the manner of securing the elastic cushions to the rails, and also in providing the billiard-board with adjustable rests, by which it may be readily leveled at a suitable height, as hereafter more fully explained.

In the accompanying drawing, Figure 1 represents a bottom-plan view of my billiard-board; Fig. 2, a vertical sectional view of the same taken at the line *yy* in Fig. 1, together with central vertical sections of two adjustable rests; and Fig. 3, a vertical section of the rail and cushion on an enlarged scale.

A is a frame of comparatively thin and wide pieces of wood, joined together in the manner of the ends and sides of an ordinary desk or table drawer. B are cross-pieces, attached at short intervals to the frame A, the corresponding edges of the frame and cross-pieces being on a true plane. C is a thin wooden top or bed-piece of the billiard-board, which is secured firmly to the frame and cross-pieces, the whole forming a shallow box, divided into cells or compartments. D is a bottom piece, either partially—as represented in the drawing—or entirely covering the bottom of the frame A, running transversely to the cross-pieces and corresponding sides of the frame, to which it is secured for the purpose of holding them more firmly in place. E are wooden rails, secured to the frame A by the screws or bolts *i*, and having a projection, *x*, to extend over the edges of the top C; and *d* is a slot or

groove, cut in the inside of the rail, into which the cushion *m*, suitably formed, is partially inserted, the cushion being held in place by fitting closely in the groove. H are adjustable rests, consisting of a hollow conical standard, *f*, and thumb-screw, *g* the thumb-screw working in a female screw in the top of the standard. The billiard-board is supported upon four of these rests, which are placed upon the table, under and as near to the corners of the board as the size of the table will admit of; and is raised or lowered, according to the height of the table that may be used, and leveled, by turning the screws up or down.

I usually make the billiard-board five feet in length by two feet six inches wide, as that is a convenient size for parlor use; but larger and smaller sizes are sometimes desirable. The bed is covered with billiard-cloth, which is tacked to the frame before the rails are attached. The projecting corner of the cushion should be about one and one-eighth inches above the top of the bed, that depending, however, upon the size of the balls to be used. I usually use suitably-colored rubber cushions, without being covered with cloth; but I sometimes sew or glue billiard-cloth around them before placing them in the grooves.

The chief obstacle to be overcome in constructing a durable portable billiard-table top is the tendency of the frame and bed-piece to warp, wind, and twist, from changes in the temperature and moisture of the atmosphere, and to sag from their own weight. The paneled bed, and also the bed formed by gluing together thin strips of wood of suitable width, are soon distorted out of true from these causes, the thickness they require to give them firmness making the tendency to warp, &c., more difficult to control. This obstacle I avert by constructing a shell or box billiard-board in the manner described, in which sagging and side twisting of the frame and cross-pieces are prevented by the box form in which they are joined together, and to the top and bottom boards; and vertical warping or winding of the bed piece is prevented by the frame and large number of cross-pieces to which it is attached, together with the projection of the rails.

By attaching the cushions to the rails by in-

serting them in a groove I not only avoid the complication and expense of the usual method, besides being enabled to use a thinner rail, that is more suitably proportioned and adapted to a portable billiard-board, but I am also enabled to secure the cushions firmly in place without covering them with cloth.

By means of the adjustable rests I am enabled not only to level the billiard-board upon an uneven surface, but also to adjust it upon a table much smaller than the board, or too low to be suitable—as is usually the case—without their use.

I claim as my invention—

1. A hollow or cellular portable billiard-table bed, constructed of comparatively thin pieces of wood A B C D, firmly secured together in the form of a shallow box, A C D,

with transverse braces or diaphragms B, for the purpose of producing the greatest practicable strength and rigidity with the least tendency to distortion from the force of weight and atmospheric changes, substantially as and for the purposes set forth.

2. The rail E, constructed with the groove *d*, in combination with the elastic cushion *m*, substantially as and for the purposes set forth.

3. The adjustable rests H, constructed with the standard *f* and thumb-screw *g*, substantially as shown, in combination with a portable billiard-board, for the purposes set forth.

L. CORYDON PRINDLE.

Witnesses:

N. C. GRIDLEY,  
F. F. WARNER.