



(12) **DEMANDE DE BREVET CANADIEN  
CANADIAN PATENT APPLICATION**

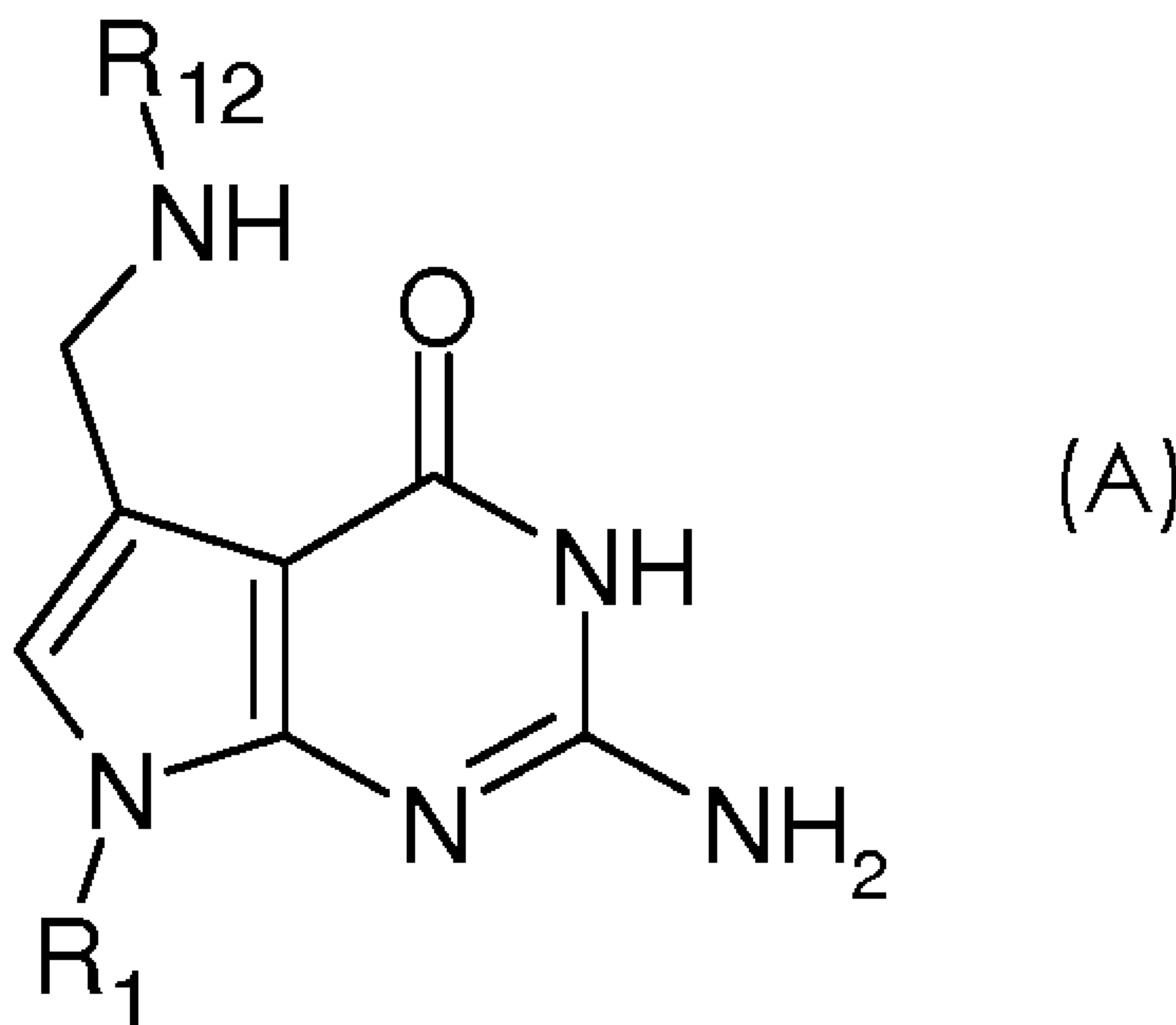
(13) **A1**

(86) Date de dépôt PCT/PCT Filing Date: 2017/08/30  
(87) Date publication PCT/PCT Publication Date: 2018/03/08  
(85) Entrée phase nationale/National Entry: 2019/02/21  
(86) N° demande PCT/PCT Application No.: EP 2017/071812  
(87) N° publication PCT/PCT Publication No.: 2018/041919  
(30) Priorité/Priority: 2016/08/30 (EP16306094.0)

(51) Cl.Int./Int.Cl. *A61K 31/519* (2006.01),  
*A61K 31/7068* (2006.01), *A61P 25/16* (2006.01)  
(71) Demandeur/Applicant:  
AMABIOTICS, FR  
(72) Inventeurs/Inventors:  
DANCHIN, ANTOINE, FR;  
SEKOWSKA, AGNIESZKA, FR;  
GARNIER, PATRICE, IT  
(74) Agent: SMART & BIGGAR

(54) Titre : COMPOSES POUR LE TRAITEMENT DE MALADIES ASSOCIEES A UN DYSFONCTIONNEMENT  
MITOCHONDRIAL

(54) Title: COMPOUNDS FOR TREATING DISEASES ASSOCIATED WITH A MITOCHONDRIAL DYSFUNCTION



(57) Abrégé/Abstract:

The present invention relates to a compound of the following formula (A): or a pharmaceutically acceptable salt or hydrate thereof, for use in the prevention or treatment of a disease associated with a mitochondrial dysfunction.

(12) INTERNATIONAL APPLICATION PUBLISHED UNDER THE PATENT COOPERATION TREATY (PCT)

(19) World Intellectual Property  
Organization  
International Bureau



(10) International Publication Number  
**WO 2018/041919 A1**

(43) International Publication Date  
**08 March 2018 (08.03.2018)**

**(51) International Patent Classification:**

*A61K 31/519* (2006.01) *A61P 25/16* (2006.01)  
*A61K 31/7068* (2006.01)

**Published:**

— with international search report (Art. 21(3))

**(21) International Application Number:**

PCT/EP2017/071812

**(22) International Filing Date:**

30 August 2017 (30.08.2017)

**(25) Filing Language:**

English

**(26) Publication Language:**

English

**(30) Priority Data:**

16306094.0 30 August 2016 (30.08.2016) EP

(71) **Applicant:** AMABIOTICS [FR/FR]; 47 RUE DE MONT-MORENCY, 75003 PARIS (FR).

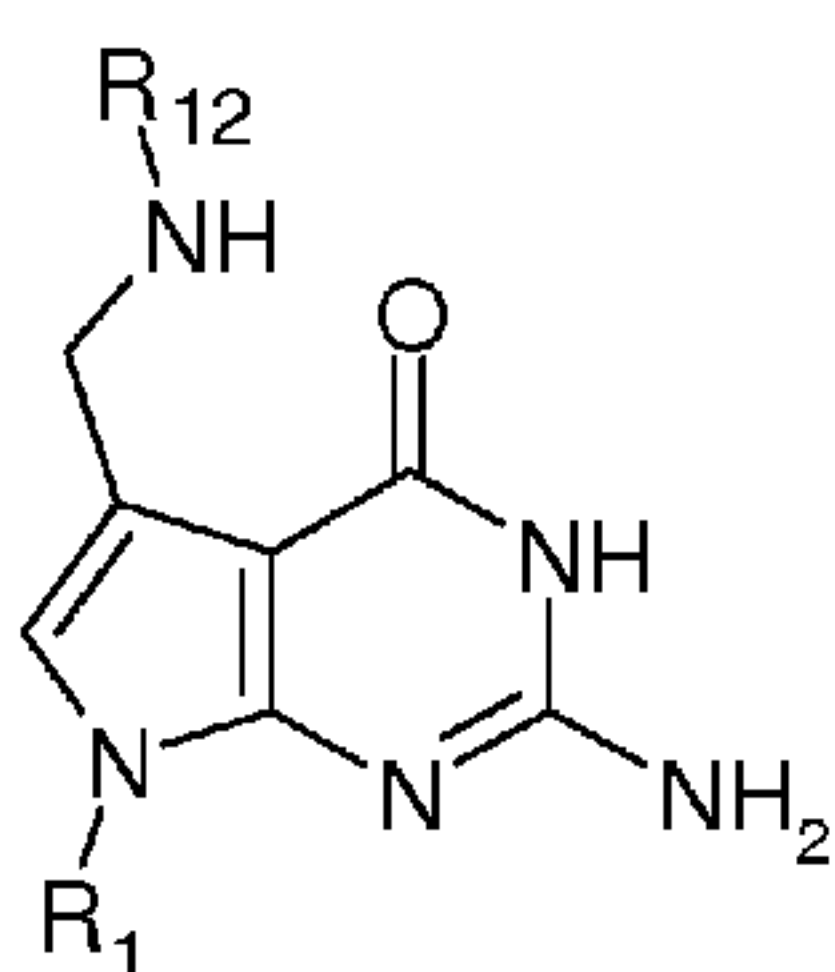
(72) **Inventors:** DANCHIN, Antoine; 86 rue Brillat-Savarin, 75003 Paris (FR). SEKOWSKA, Agnieszka; 86 rue Brillat-Savarin, 75003 Paris (FR). GARNIER, Patrice; San Polo 1865, 30125 Venezia (IT).

(74) **Agent:** VIAL, Lionel; 6 rue de Vaugondran, 91190 Gif sur Yvette (FR).

(81) **Designated States** (unless otherwise indicated, for every kind of national protection available): AE, AG, AL, AM, AO, AT, AU, AZ, BA, BB, BG, BH, BN, BR, BW, BY, BZ, CA, CH, CL, CN, CO, CR, CU, CZ, DE, DJ, DK, DM, DO, DZ, EC, EE, EG, ES, FI, GB, GD, GE, GH, GM, GT, HN, HR, HU, ID, IL, IN, IR, IS, JO, JP, KE, KG, KH, KN, KP, KR, KW, KZ, LA, LC, LK, LR, LS, LU, LY, MA, MD, ME, MG, MK, MN, MW, MX, MY, MZ, NA, NG, NI, NO, NZ, OM, PA, PE, PG, PH, PL, PT, QA, RO, RS, RU, RW, SA, SC, SD, SE, SG, SK, SL, SM, ST, SV, SY, TH, TJ, TM, TN, TR, TT, TZ, UA, UG, US, UZ, VC, VN, ZA, ZM, ZW.


(84) **Designated States** (unless otherwise indicated, for every kind of regional protection available): ARIPO (BW, GH, GM, KE, LR, LS, MW, MZ, NA, RW, SD, SL, ST, SZ, TZ, UG, ZM, ZW), Eurasian (AM, AZ, BY, KG, KZ, RU, TJ, TM), European (AL, AT, BE, BG, CH, CY, CZ, DE, DK, EE, ES, FI, FR, GB, GR, HR, HU, IE, IS, IT, LT, LU, LV, MC, MK, MT, NL, NO, PL, PT, RO, RS, SE, SI, SK, SM, TR), OAPI (BF, BJ, CF, CG, CI, CM, GA, GN, GQ, GW, KM, ML, MR, NE, SN, TD, TG).

(54) **Title:** COMPOUNDS FOR TREATING DISEASES ASSOCIATED WITH A MITOCHONDRIAL DYSFUNCTION



(A)

(57) **Abstract:** The present invention relates to a compound of the following formula (A): or a pharmaceutically acceptable salt or hydrate thereof, for use in the prevention or treatment of a disease associated with a mitochondrial dysfunction.



WO 2018/041919 A1

## COMPOUNDS FOR TREATING DISEASES ASSOCIATED WITH A MITOCHONDRIAL DYSFUNCTION

---

### Field of the invention

5           The present invention relates to compounds, pharmaceutical compositions and dietary supplements useful in the prevention or treatment of a disease associated with a mitochondrial dysfunction, in particular Parkinson's disease.

### Background of the invention

10           Parkinson's disease (PD), the most common movement disorder and the second most common neurodegenerative disease after Alzheimer's disease, is characterized primarily by the loss of dopaminergic neurons in the substantia nigra pars compacta leading to a dopamine deficit in the striatum. The consequent dysregulation of basal ganglia circuitries accounts for the most prominent motor symptoms, including  
15   bradykinesia, hypokinesia, rigidity, resting tremor and postural instability. In addition to the typical motor symptoms, various non-motor features may develop, such as autonomic dysfunction, sleep disturbances, depression and cognitive impairment, indicating a more widespread degenerative process.

          Little is known about the etiopathogenesis of PD. The most common sporadic  
20   form of PD seems to be a complex multifactorial disorder with variable contributions of environmental factors and genetic susceptibility, aging being the most important risk factor.

          The current treatment of PD aims at correcting the consequences of the loss of dopaminergic neurones by increasing dopamine concentrations through L-DOPA  
25   administration. L-DOPA crosses the protective blood-brain barrier, whereas dopamine itself cannot, and once L-DOPA has entered the central nervous system, it is converted into dopamine by the enzyme DOPA decarboxylase. Pyridoxal phosphate (vitamin B6) is a required cofactor in this reaction, and may occasionally be administered along with L-DOPA, usually in the form of pyridoxine.

30           However, chronic L-DOPA administration in the treatment of Parkinson's disease induces several unwanted side-effects, such as end-of-dose deterioration of function, on/off oscillations, freezing during movement, dyskinesia at peak dose, and dopamine dysregulation syndrome as well as drug resistance (Thanvi & Lo (2004) *Postgrad. Med. J.* **80**:452-458).



Accordingly, there is a need for alternative treatments to L-DOPA administration in Parkinson's disease.

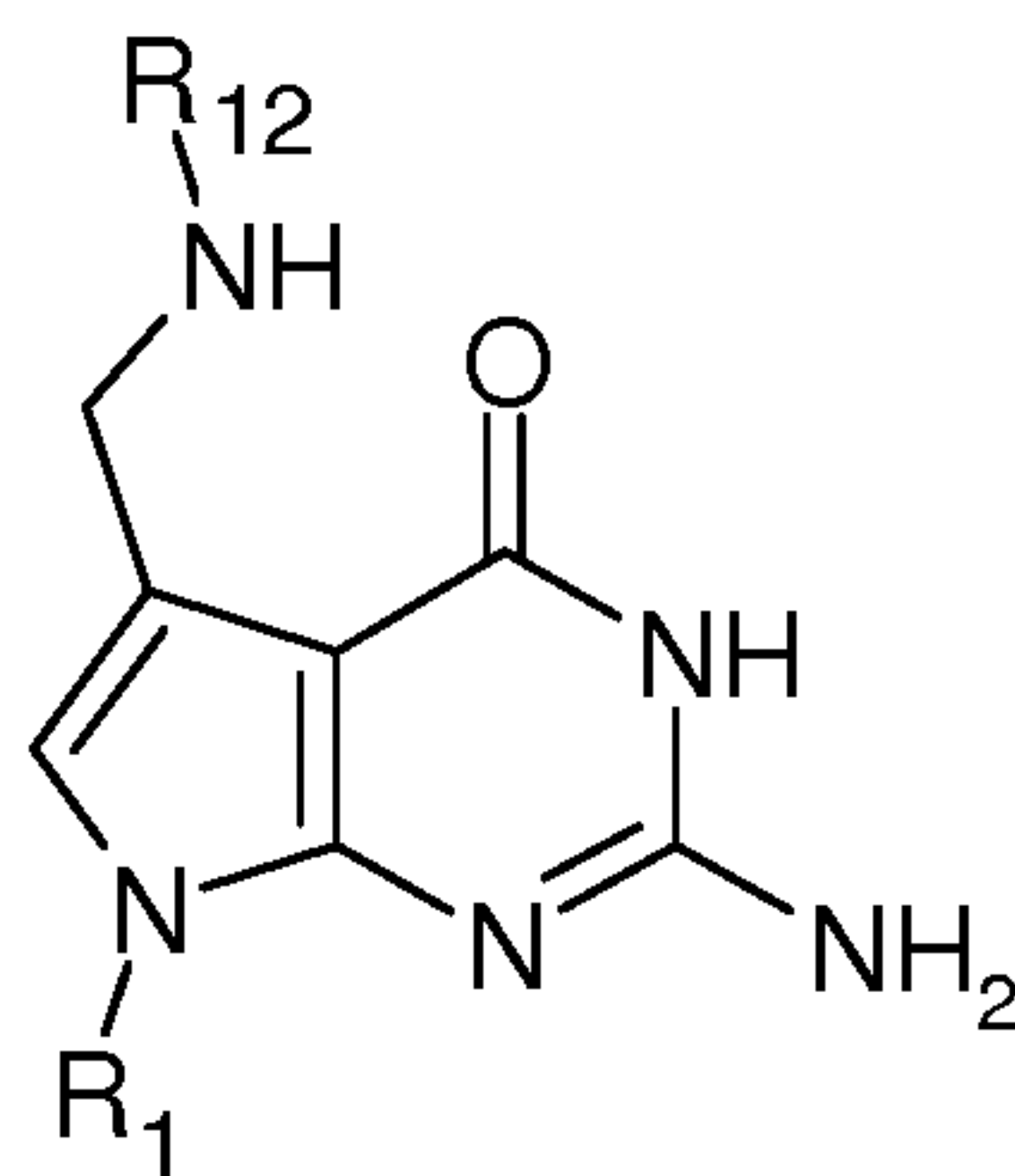
### Summary of the invention

5 Recent research on the function and dysfunction of PD-associated genes has provided fundamental new insights into biochemical pathways which are associated with the disease process. These findings have established that mitochondrial dysfunction is a common denominator of sporadic and familial PD, moving mitochondria to the forefront of PD research (Winklhofer & Haass (2010) *Biochimica et*  
10 *Biophysica Acta* **1802**:29-44).

The present invention arises from the unexpected finding, by the present inventors, that queuine has a neuroprotective effect in an *in vitro* model of Parkinson's disease involving mitochondrial dysfunction.

Thus, the present invention relates to queuine, a precursor of queuine, a  
15 derivative of queuine, an analogue of queuine, or a stereoisomer of queuine, or a pharmaceutically acceptable salt or hydrate thereof, for use in the prevention or treatment of a disease associated with a mitochondrial dysfunction.

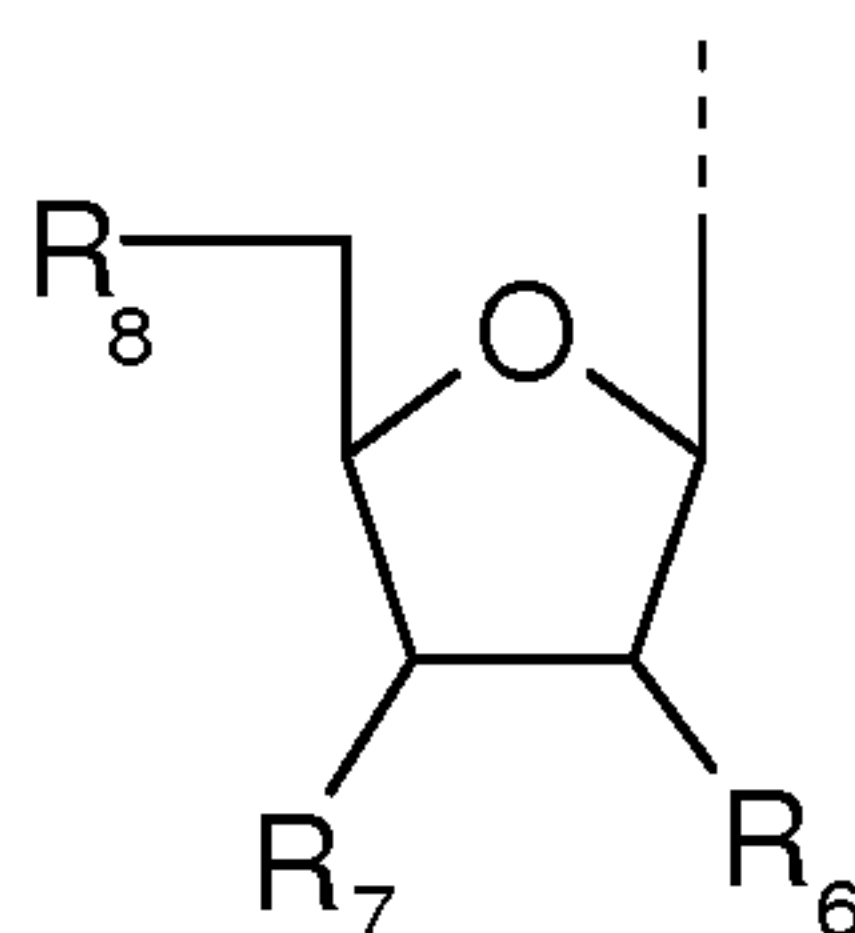
The present invention also relates to a compound of the following formula (A):



(A)

wherein:

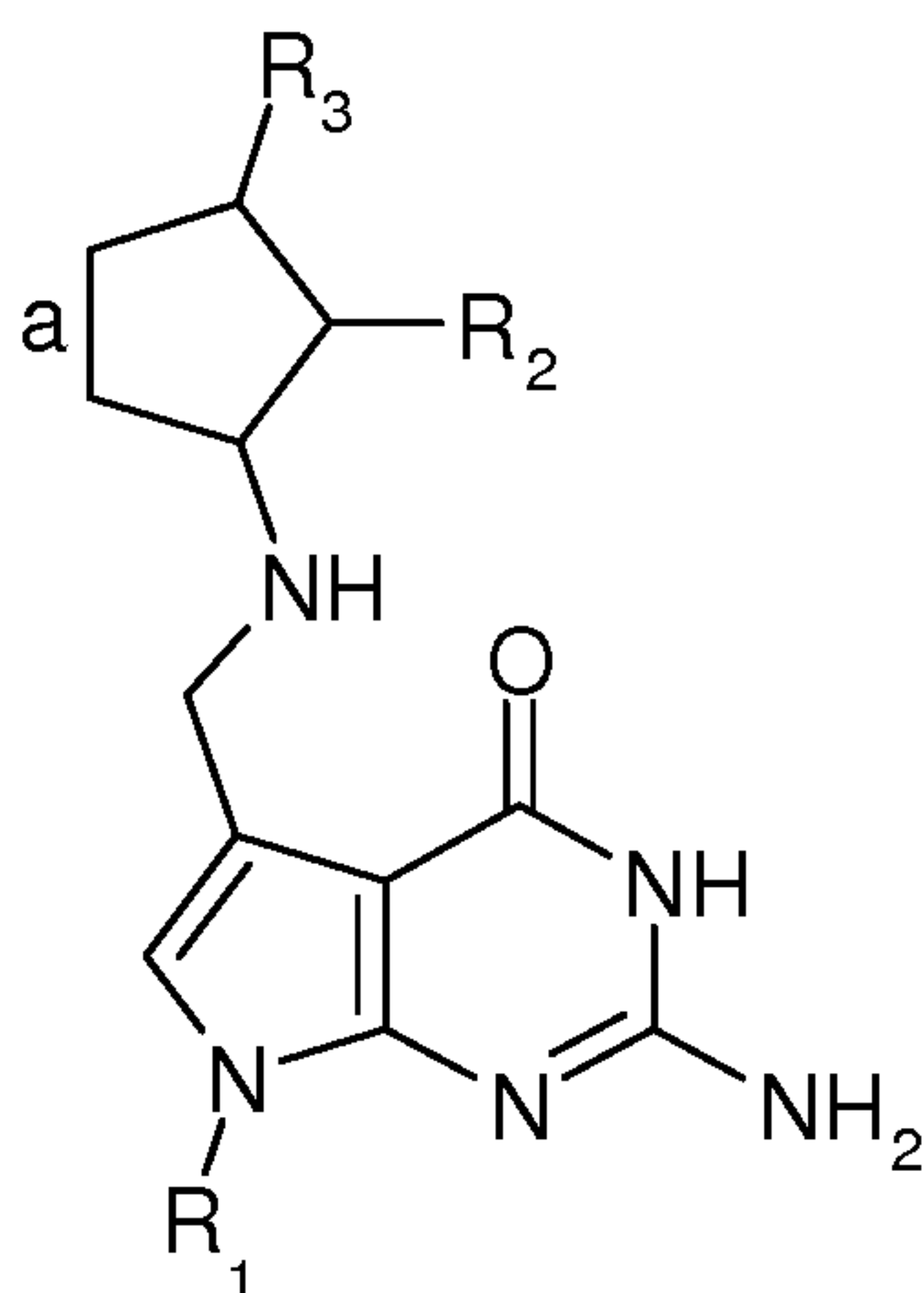
- R<sub>1</sub> represents -H or a ribosyl group of the following formula:



wherein:

- $R_6$  represents  $-H$ ;  $-O-R_9$  or  $-O-CO-R_9$  wherein  $R_9$  is  $H$ , an alkyl group having from 1 to 6 carbon atoms or an aryl group having from 3 to 12 carbon atoms;
- 5      •  $R_7$  represents  $-H$ ;  $-O-R_{10}$  or  $-O-CO-R_{10}$  wherein  $R_{10}$  is  $H$ , an alkyl group having from 1 to 6 carbon atoms or an aryl group having from 3 to 12 carbon atoms; a deoxyribonucleic acid group; or a ribonucleic acid group;
- 10      •  $R_8$  represents  $-H$ ;  $-O-R_{11}$  or  $-O-CO-R_{11}$  wherein  $R_{11}$  is  $H$ , an alkyl group having from 1 to 20 carbon atoms or an aryl group having from 3 to 20 carbon atoms; a phosphate group; a diphosphate group; a triphosphate group; a deoxyribonucleic acid group; or a ribonucleic acid group;
- $R_{12}$  represents a saturated or unsaturated alkyl, cycloalkyl, heterocycloalkyl or  
15 ether group having from 1 to 20 carbon atoms, optionally substituted by at least one group selected from the group consisting of:
  - an alkyl group having from 1 to 20 carbon atoms,
  - an aryl or heteroaryl group having from 3 to 20 carbon atoms,
  - a cycloalkyl or heterocycloalkyl group having from 3 to 20 carbon  
20 atoms,
  - a hydroxyl group,
  - a carbonyl or carboxyl group having from 1 to 20 carbon atoms,
  - an epoxy group,
  - an  $-O-R_4$  group wherein  $R_4$  is  $H$ , an alkyl group having from 1 to 6 carbon  
25 atoms, an aryl group having from 3 to 12 carbon atoms, a glycosyl group or an aminoacyl group,
  - an  $-O-CO-R_5$  group wherein  $R_5$  is an alkyl group having from 1 to 6 carbon atoms, an aryl group having from 3 to 12 carbon atoms or a glycosyl group;
- 30 or a pharmaceutically acceptable salt or hydrate thereof,  
for use in the prevention or treatment of a disease associated with a mitochondrial dysfunction in an individual.

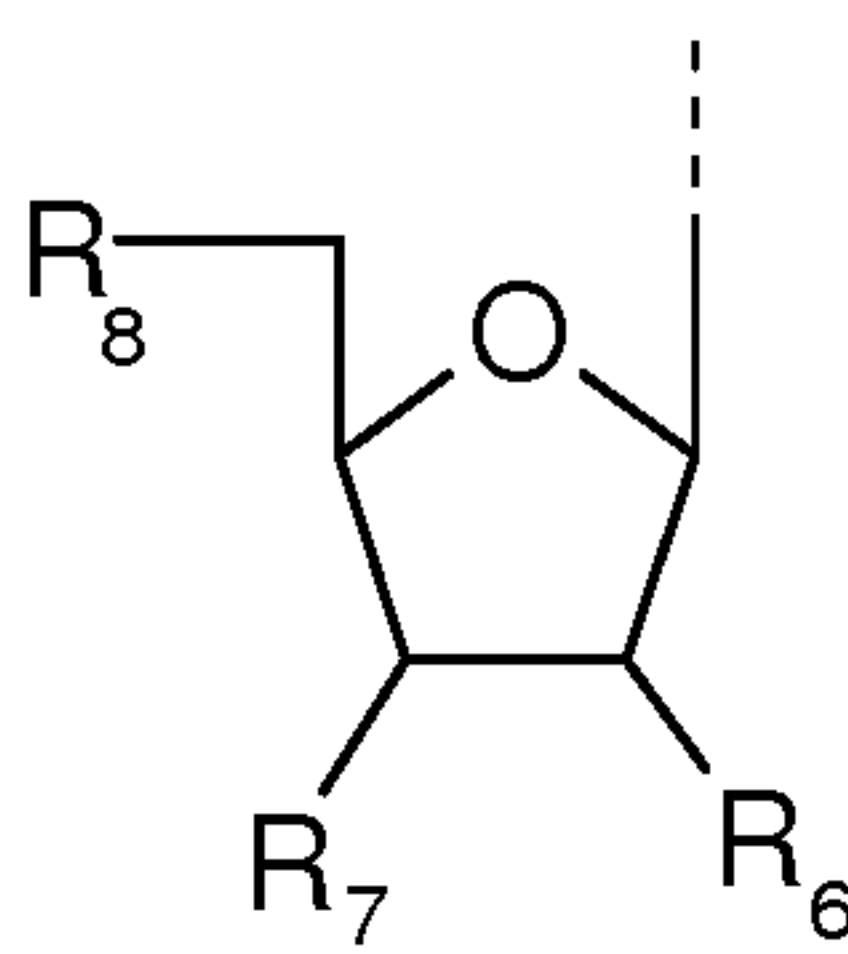
The present invention also relates to a compound of formula (A) of the following formula (I):



(I)

wherein:

- a represents a double bond or an epoxy group, and
- R<sub>1</sub> represents -H or a ribosyl group of the following formula:



wherein:

- R<sub>6</sub> represents -H; -O-R<sub>9</sub> or -O-CO-R<sub>9</sub> wherein R<sub>9</sub> is H, an alkyl group having from 1 to 6 carbon atoms or an aryl group having from 3 to 12 carbon atoms;
- R<sub>7</sub> represents -H; -O-R<sub>10</sub> or -O-CO-R<sub>10</sub> wherein R<sub>10</sub> is H, an alkyl group having from 1 to 6 carbon atoms or an aryl group having from 3 to 12 carbon atoms; a deoxyribonucleic acid group; or a ribonucleic acid group;
- R<sub>8</sub> represents -H; -O-R<sub>11</sub> or -O-CO-R<sub>11</sub> wherein R<sub>11</sub> is H, an alkyl group having from 1 to 20 carbon atoms or an aryl group having from 3 to 20 carbon atoms; a phosphate group; a diphosphate group; a triphosphate group; a deoxyribonucleic acid group; or a ribonucleic acid group;
- R<sub>2</sub> and R<sub>3</sub>, which are identical or different, represent -O-R<sub>4</sub> wherein R<sub>4</sub> is H, an alkyl group having from 1 to 6 carbon atoms, an aryl group having from 3 to 12 carbon atoms, a glycosyl group or an aminoacyl group; or -O-CO-R<sub>5</sub> wherein



R<sub>5</sub> is an alkyl group having from 1 to 6 carbon atoms, an aryl group having from 3 to 12 carbon atoms or a glycosyl group;  
or a pharmaceutically acceptable salt or hydrate thereof,  
for use in the prevention or treatment of a disease associated with a mitochondrial  
5 dysfunction.

In an embodiment of the invention, the compound of formula (A), in particular the compound of formula (I), or the pharmaceutically acceptable salt or hydrate thereof, for use as defined above, is in combination with at least one additional compound useful for the prevention or treatment of a disease associated with a  
10 mitochondrial dysfunction.

The present invention also relates to a pharmaceutical composition comprising as active substance a compound of formula (A), in particular a compound of formula (I), or a pharmaceutically acceptable salt or hydrate thereof, as defined above, optionally in association with at least one pharmaceutically acceptable excipient or  
15 vehicle, for use in the prevention or treatment of a disease associated with a mitochondrial dysfunction.

In an embodiment of the invention, the above defined pharmaceutical composition further comprises at least one additional compound useful for the prevention or treatment of a disease associated with a mitochondrial dysfunction.

20 The present invention also relates to a pharmaceutical composition comprising as active substance a compound of formula (A), in particular a compound of formula (I), or a pharmaceutically acceptable salt or hydrate thereof, as defined above, further comprising at least one additional compound useful for the prevention or treatment of a disease associated with a mitochondrial dysfunction, optionally in  
25 association with at least one pharmaceutically acceptable excipient or vehicle.

The present invention also relates to products comprising:

- a compound of formula (A), in particular a compound of formula (I), or a pharmaceutically acceptable salt or hydrate thereof, as defined above,
  - at least one additional compound useful for the prevention or treatment of a disease  
30 associated with a mitochondrial dysfunction,
- as a combined preparation for simultaneous, separated or sequential use in the prevention or treatment of a disease associated with a mitochondrial dysfunction in an individual.

The present invention also relates to a dietary supplement comprising a compound of formula (A), in particular a compound of formula (I), or a pharmaceutically acceptable salt or hydrate thereof, as defined above, for use for reducing the risk of a disease associated with a mitochondrial dysfunction.

5 In an embodiment of the invention, the dietary supplement as defined above, optionally comprises additional compounds, preferably selected from the group consisting of vitamins, minerals, fatty acids, amino acids and antioxidants.

The present invention also relates to a method for the prevention or treatment of a disease associated with a mitochondrial dysfunction in an individual, comprising  
10 administering to the individual an effective amount of a compound of formula (A), in particular a compound of formula (I), or of a pharmaceutically acceptable salt or hydrate thereof, as defined above.

In an embodiment of the invention, the method as defined above further comprises the administration of at least one compound useful for the prevention or  
15 treatment of a disease associated with a mitochondrial dysfunction.

The present invention also relates to the use of a compound of formula (A), in particular a compound of formula (I), as defined above for the manufacture of a medicament intended for the prevention or treatment of a disease associated with a mitochondrial dysfunction in an individual.

20 In an embodiment of the invention, the medicament as defined above further comprises at least one compound useful for the prevention or treatment of a disease associated with a mitochondrial dysfunction.

#### Detailed description of the invention

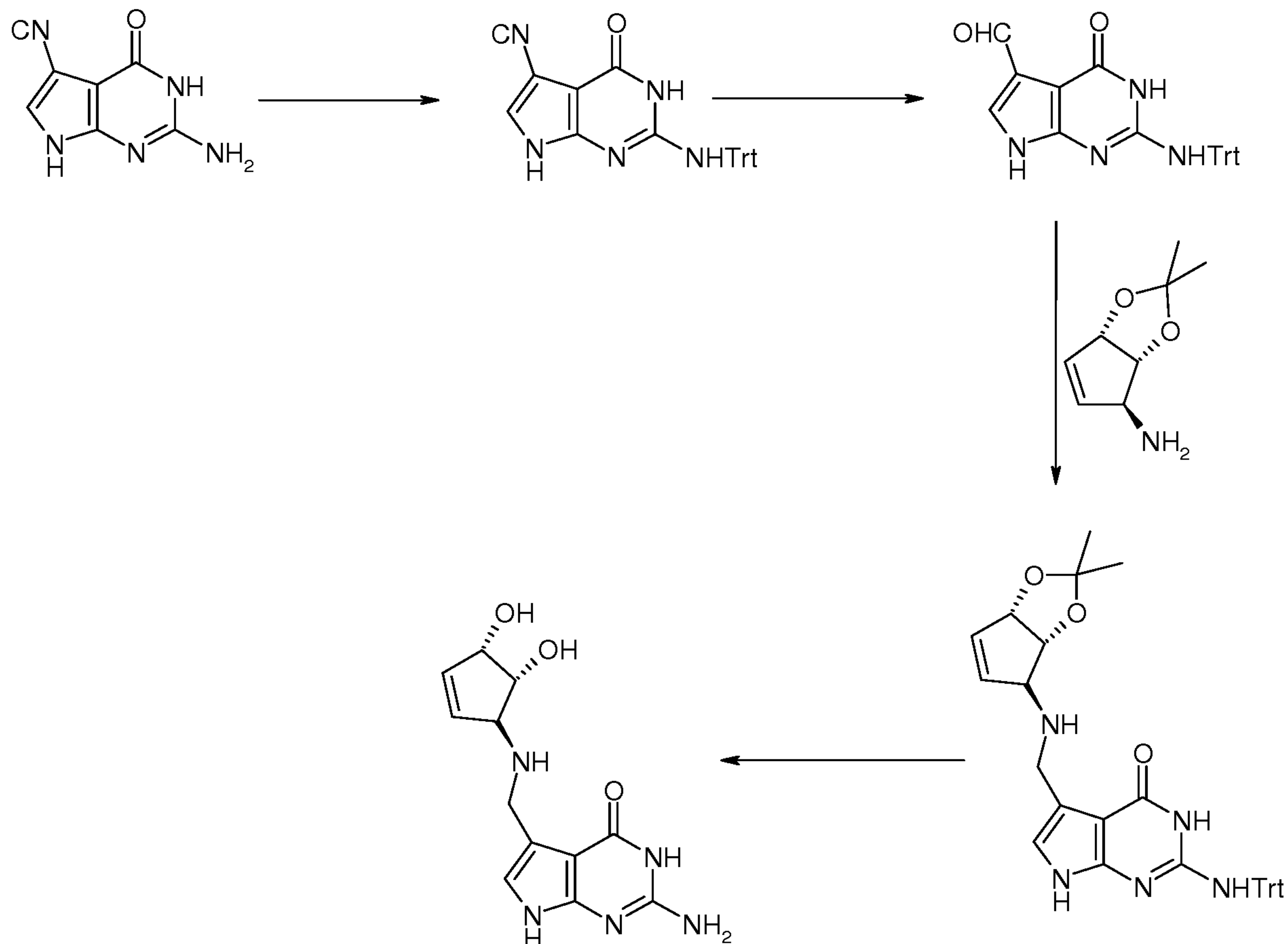
25 *Compound of formula (A)*

Compounds of formula (A), in particular compounds of formula (I), as defined above can be readily chemically synthesized by one of skill in the art, as is in particular described in Barnett & Grubb (2000), *Tetrahedron* **56**: 9221-9225, Oxenford *et al.* (2004) *Tetrahedron Letters* **45**:9053-9055, Brooks *et al.* (2010) *Tetrahedron Letters* **51**: 4163-4165, Gerber *et al.* (2012) *Org. Biomol. Chem.* **10**: 8660-8668, the thesis by Allen Brook entitled "Synthesis of Tritium Labeled Queuine, PreQ<sub>1</sub> and Related Azide Probes Toward Examining the Prevalence of Queuine" (2012, University of Michigan), Akimoto *et al.* (1986) *J. Med. Chem.*, **29**: 1749-1753, Kelly *et al.* (2016) *Nucleic Acids Research*, 1-11,



and international application WO2016/050806, all of which are incorporated herein by reference.

Briefly, by way of example, queuine can be synthesised according to the following reaction scheme:



5

In additions, compounds of formula (A), in particular compounds of formula (I), as defined above may be extracted and optionally purified from natural sources such as microorganisms, in particular bacteria, or from plants, in particular from plants nodulated with alpha-Proteobacteria such as bacteria of the *Rhizobium*, *Mesorhizobium*, and *Sinorhizobium* genii.

10

By way of example, queuosine can be obtained from tRNAs, in particular tRNA<sup>Asn</sup>, tRNA<sup>Asp</sup>, tRNA<sup>His</sup> and tRNA<sup>Tyr</sup>, prepared as follows:

*Preparation of total RNA under acidic conditions*

15

*B. subtilis* strains (or other relevant bacteria) are grown in ED liquid medium with appropriate supplements at 37°C with constant aeration. Fresh overnight cultures are inoculated in 15 ml of ED medium to an optical density at 600 nm (OD<sub>600</sub>) of 0.1. Cells are grown at 37°C to OD<sub>600</sub> of 1 and chilled in equal volume of 60% methanol in 70 mM Hepes pH 7.5 at -80°C.

All subsequent steps are carried out in the cold and the solution for prepared crude RNA are treated with diethyl pyrocarbonate and sterilized. Cells are pelleted at 4°C, washed in water and resuspended in 0.5 ml of 10% glucose, 11 mM Tris, 10 mM EDTA. The suspensions are transferred to tubes containing 0.1 g glass beads acid-washed (sigma-Aldrich, G4649). Tubes are disposed into The CoolPrep Adapter of FastPrep®-24 Instrument (MP Biomedicals) containing 50 g of dry ice. Cells are broken after three cycles using following parameters: 6 meters per second during 45 s. After each cycle, suspensions are kept 1 min on ice. After centrifugation 2 min at 10,000 rpm, the supernatants are transferred to a fresh eppendorf tube. 0.3 M sodium acetate pH 5.2 is added and total RNA is isolated under acidic conditions. One volume of acid phenol:chloroform with Isoamyl alcohol (125:24:1) pH 4.5 (Amresco, AM9720) is added. The sample are mixed by vortexing 10s and incubated for 3 min in a 65°C water-bath. The phases are separated by spinning 5 min at 14,000 rpm, then the aqueous phase is re-extracted once with the same hot acid phenol procedure. The aqueous phase is transferred to a new tube and supplemented by one volume of cold acid phenol. After centrifugation 5 min at 14,000 rpm, RNA are precipitated with 2.5 volumes of absolute ethanol 1 h at -80°C. The RNA is pelleted at 14,000 rpm for 15 min at 4°C and washed with 70% ethanol. The RNA pellet is dissolved in 10 mM Tris, 1 mM EDTA pH 7.5.

#### *Enrichment of tRNA*

The total RNA preparation is then mixed with one volume of lithium chloride 8 M pH 4.5 and sodium acetate pH 5.2 at 0.01 mM final concentration. This RNA solution is incubated 2 h at -80°C. After centrifugation at 14,000 rpm for 15 min at 4°C, the tRNA remained in supernatant. To remove salt contamination, tRNA is precipitated 1h at -80°C by addition of 0.3 M sodium acetate pH 5.2 and 2.5 volumes of absolute ethanol. Then, tRNA is pelleted by centrifugation at 14,000 rpm for 15 min at 4°C and washed with 70% ethanol. The tRNA pellet is dissolved in 10 mM Tris, 1 mM EDTA pH 7.5.

The stereoisomer of queueine according to the invention can be of any type. Preferably, the stereoisomer of queueine is ent-queueine.

The pharmaceutical acceptable salt or hydrate according to the invention can be of any type. However, it is preferred that the pharmaceutical acceptable salt according to the invention is a hydrochloride salt.

Preferably, the glycosyl group according to the invention is selected from the group consisting of a mannosyl group, a galactosyl group or a glutamyl group.

Preferably, the aminoacyl group is selected from alanine (ala, A), arginine (arg, R), asparagine (asn, N), aspartic acid (asp, D), cysteine (cys, C), glutamine (gln, Q), glutamic acid (glu, E), glycine (gly, G), histidine (his, H), isoleucine (ile, I), leucine (leu, L), lysine (lys, K), methionine (met, M), phenylalanine (phe, F), proline (pro, P), serine (ser, S), threonine (thr, T), tryptophan (trp, W), tyrosine (tyr, Y) and valine (val, V).

Preferably, the substituents of formula (A), in particular of formula (I), according to the invention may be linked together.

In a preferred embodiment of the compound of formula (A) as defined above:

- R<sub>1</sub> is H, and

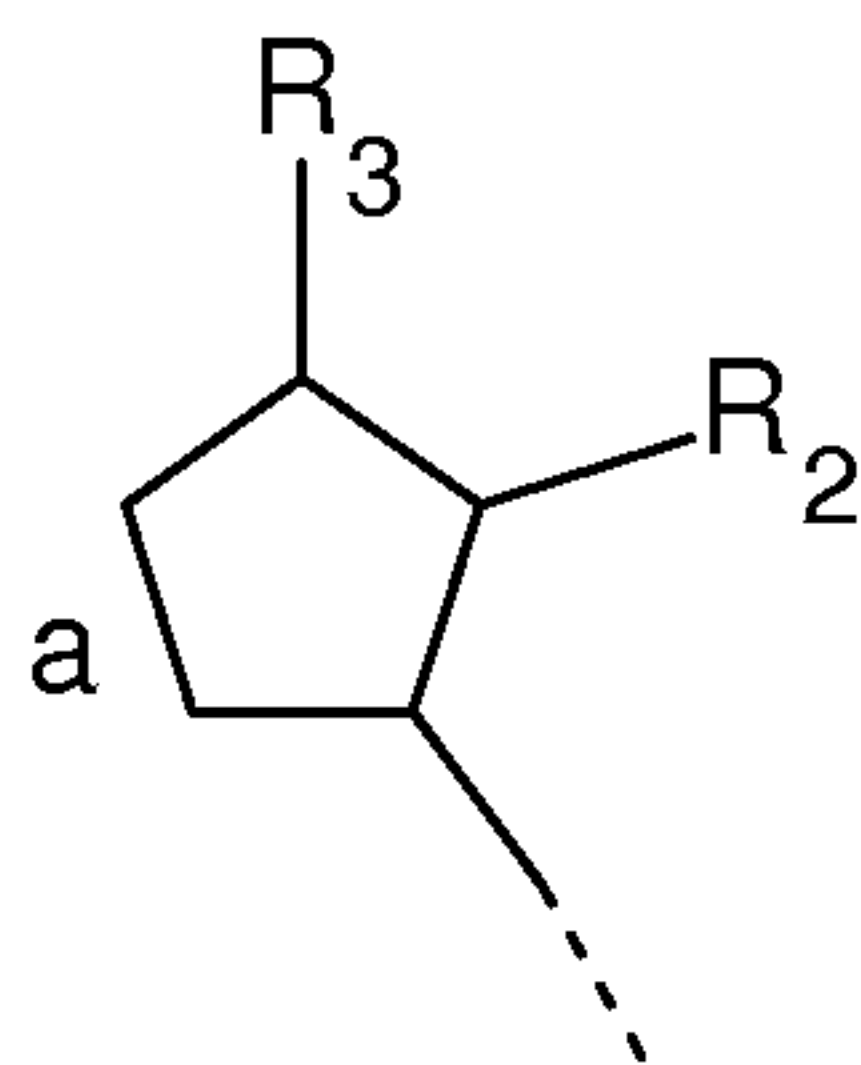
- R<sub>12</sub> represents a saturated or unsaturated alkyl, cycloalkyl, heterocycloalkyl or ether group having from 1 to 20 carbon atoms, optionally substituted by at least one group selected from the group consisting of:

- an alkyl group having from 1 to 20 carbon atoms,
- an aryl or heteroaryl group having from 3 to 20 carbon atoms,
- a cycloalkyl or heterocycloalkyl group having from 3 to 20 carbon atoms,
- a hydroxyl group,
- a carbonyl or carboxyl group having from 1 to 20 carbon atoms,
- an epoxy group,
- an -O-R<sub>4</sub> group wherein R<sub>4</sub> is H, an alkyl group having from 1 to 6 carbon atoms, an aryl group having from 3 to 12 carbon atoms, a glycosyl group or an aminoacyl group,
- an -O-CO-R<sub>5</sub> group wherein R<sub>5</sub> is an alkyl group having from 1 to 6 carbon atoms, an aryl group having from 3 to 12 carbon atoms or a glycosyl group.

In another preferred embodiment of the compound of formula (A) as defined above:



- R<sub>12</sub> represent a group of the following formula:



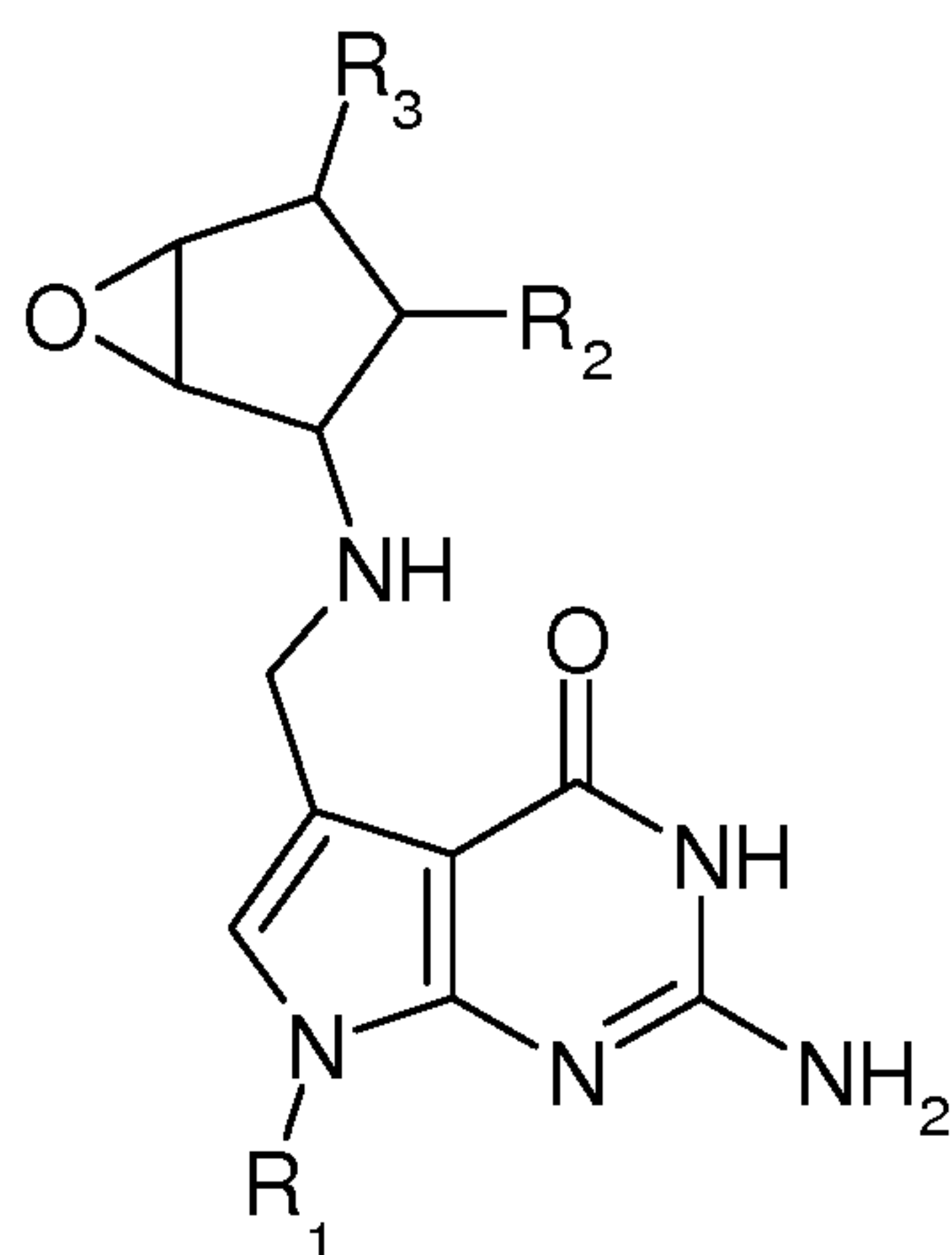
wherein:

- a represents a double bond or an epoxy group, and
  - R<sub>2</sub> and R<sub>3</sub>, which are identical or different, represent -O-R<sub>4</sub> wherein R<sub>4</sub> is H, an alkyl group having from 1 to 6 carbon atoms, an aryl group having from 3 to 12 carbon atoms, a glycosyl group or an aminoacyl group; or -O-CO-R<sub>5</sub> wherein R<sub>5</sub> is an alkyl group having from 1 to 6 carbon atoms, an aryl group having from 3 to 12 carbon atoms or a glycosyl group.
- 10 In another preferred embodiment of the compound of formula (A), as defined above:
- R<sub>1</sub> is H, and
  - R<sub>12</sub> represents a saturated or unsaturated alkyl group having from 1 to 20 carbon atoms, optionally substituted by at least one of a hydroxyl group.

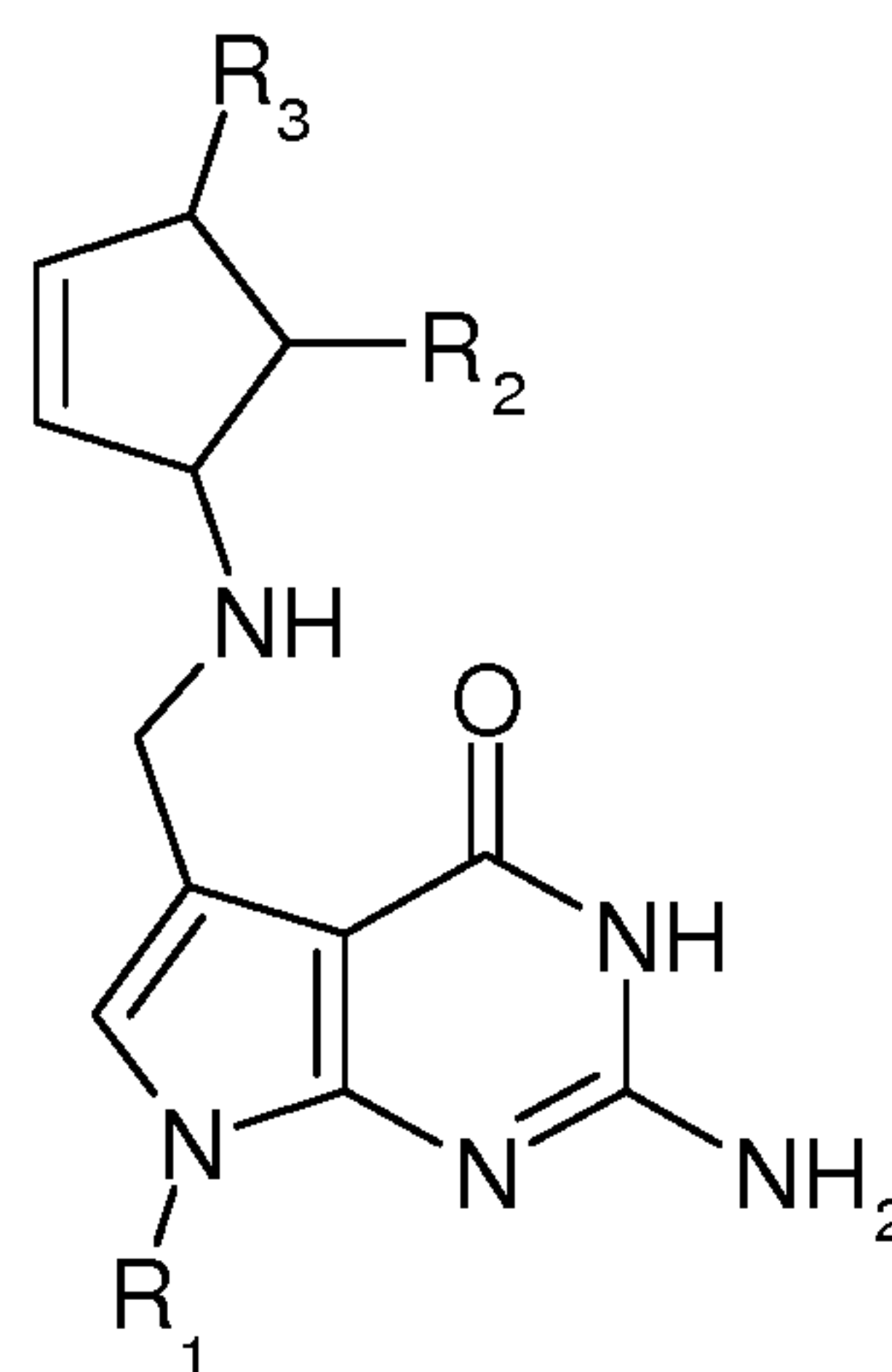
- 15 In another preferred embodiment of the compound of formula (A), in particular of the compound of formula (I), as defined above:
- R<sub>2</sub> and R<sub>3</sub>, which are identical or different, represent -OH, a -O-mannosyl group, a -O-galactosyl group or a -O-glutamyl group;
  - R<sub>6</sub> represents -OH;
  - R<sub>7</sub> and R<sub>8</sub>, which are identical or different, represent -OH or a ribonucleic acid
- 20 group.

Preferably, when R<sub>7</sub> and R<sub>8</sub> both represent a ribonucleic acid group, the compound of formula (A), in particular the compound of formula (I), according to the invention is included in a transfer RNA (tRNA) as a ribonucleoside of the tRNA. More preferably, the compound of formula (A), in particular the compound of formula (I), according to the invention is a ribonucleoside of the anticodon of the tRNA, most preferably the first nucleoside of the anticodon, i.e. the 5' nucleoside of the anticodon or the nucleoside in the wobble position of the anticodon. Preferred tRNAs according to the invention are selected from the list consisting of tRNA<sup>Asn</sup>, tRNA<sup>Asp</sup>, tRNA<sup>His</sup> and tRNA<sup>Tyr</sup>.

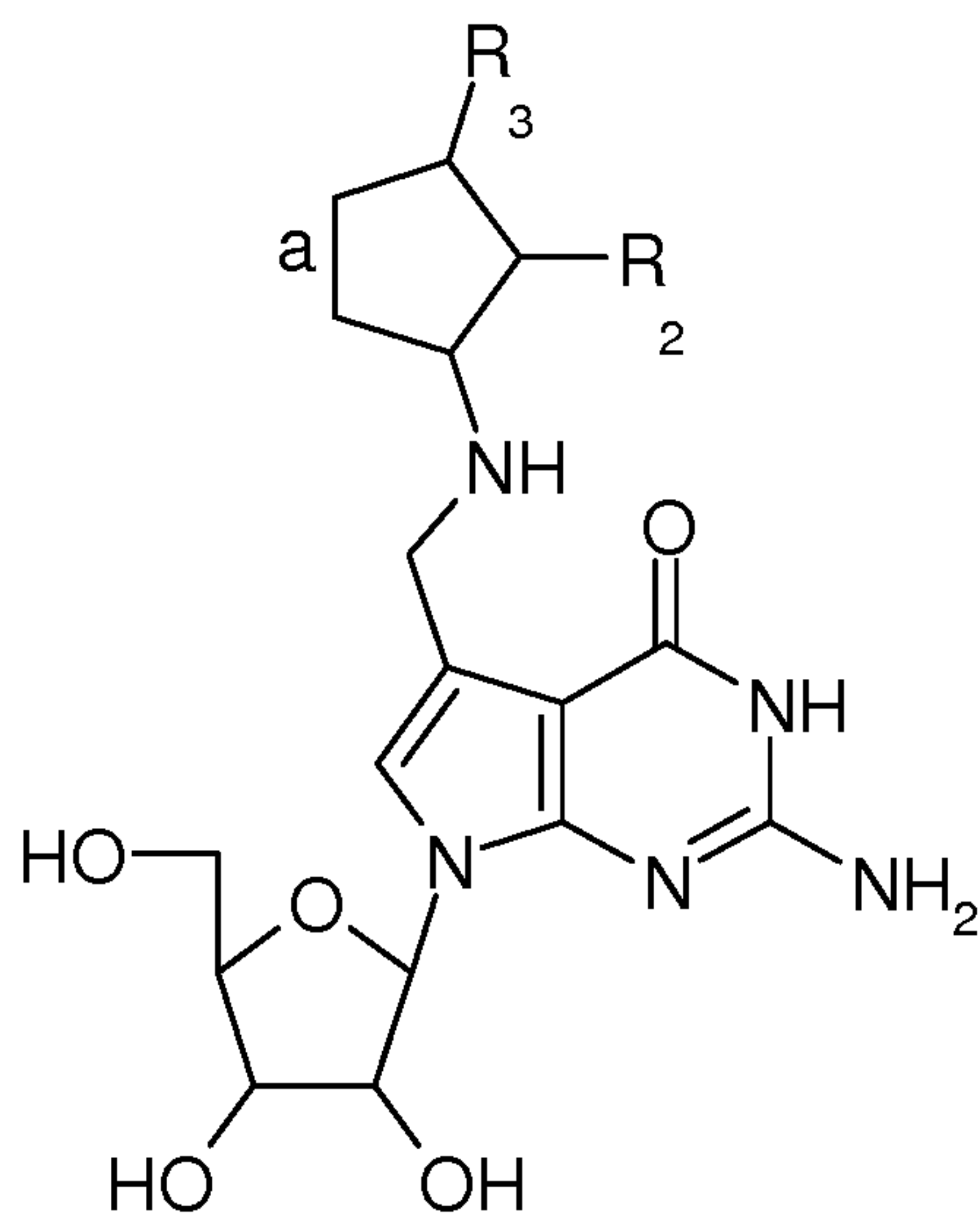
Preferably, the compound of formula (A), in particular the compound of formula (I), as defined above is represented by the following formulae (II), (III) or (IV):



(II)



(III)

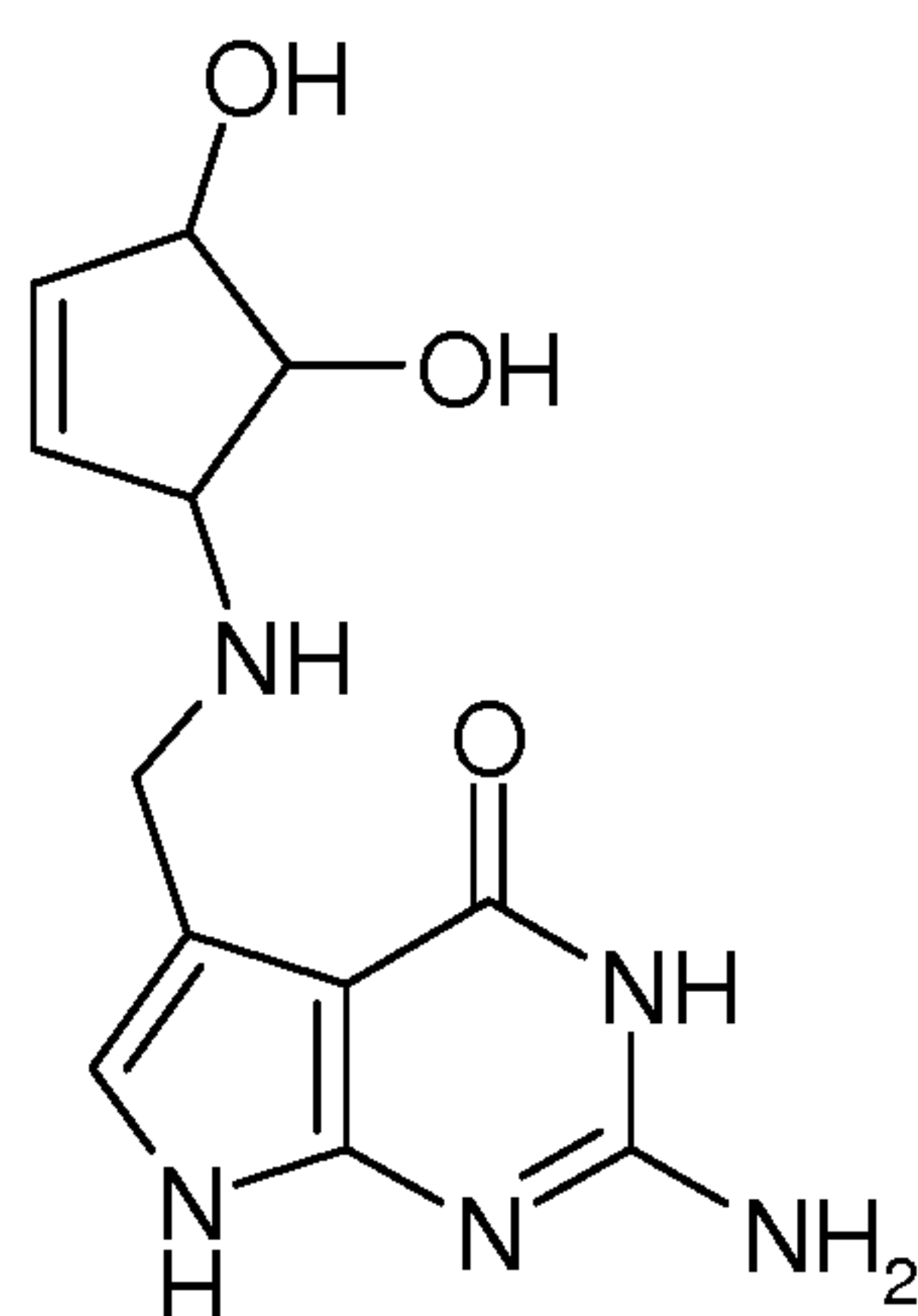


(IV)

- 5 Preferably, when a compound of formula (A), in particular a compound of formulae (I) – (III), according to the invention is included in a tRNA<sup>Asp</sup>, then R<sub>3</sub> is OH and R<sub>2</sub> is O-mannose.

- 10 Preferably also, when a compound of formula (A), in particular a compound of formulae (I) – (III), according to the invention is included in a tRNA<sup>Tyr</sup>, then R<sub>3</sub> is OH and R<sub>2</sub> is O-galactose.

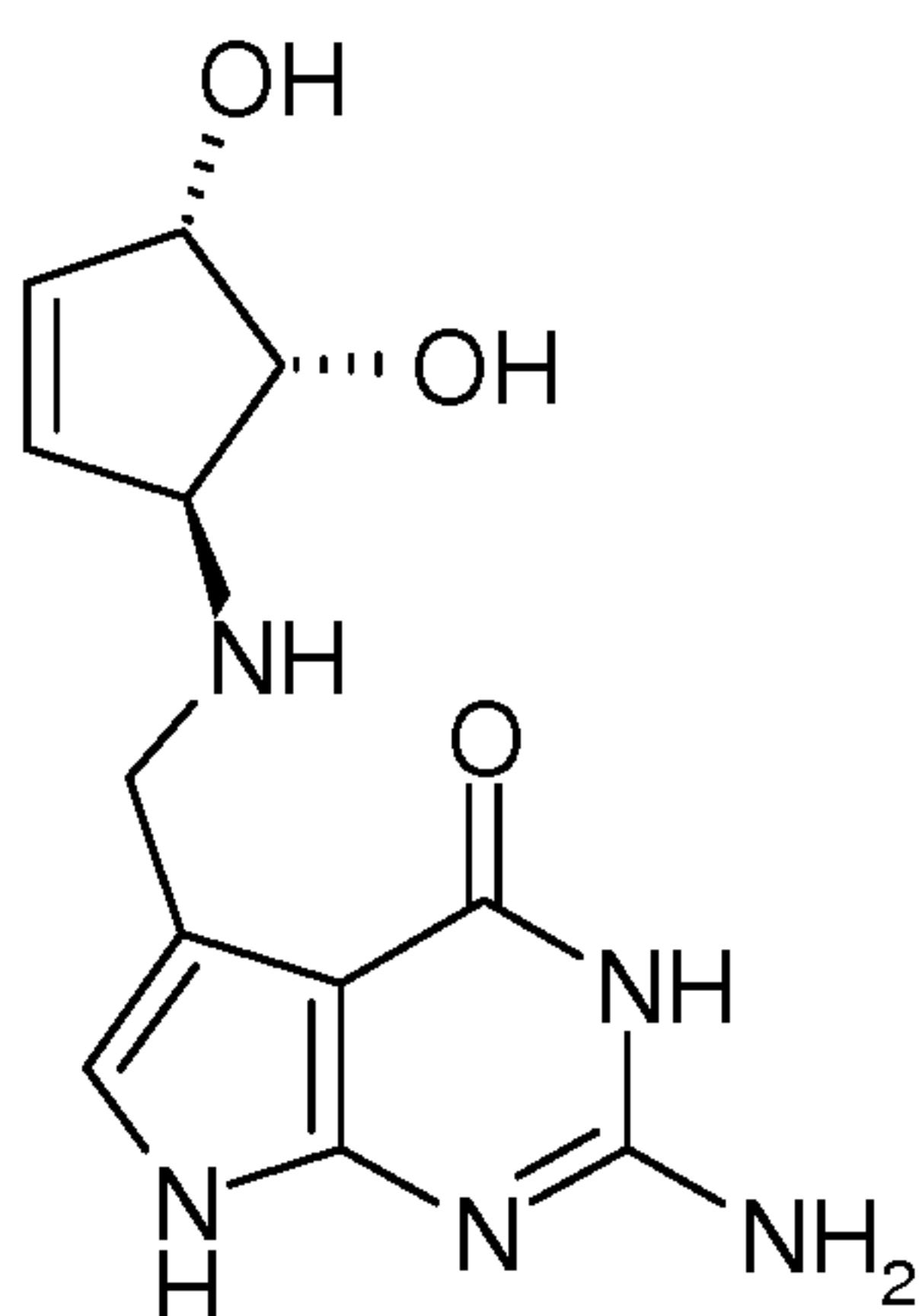
Preferably, the compound of formula (A), in particular the compound of formula (I), according to the invention is represented by the following formula (V):



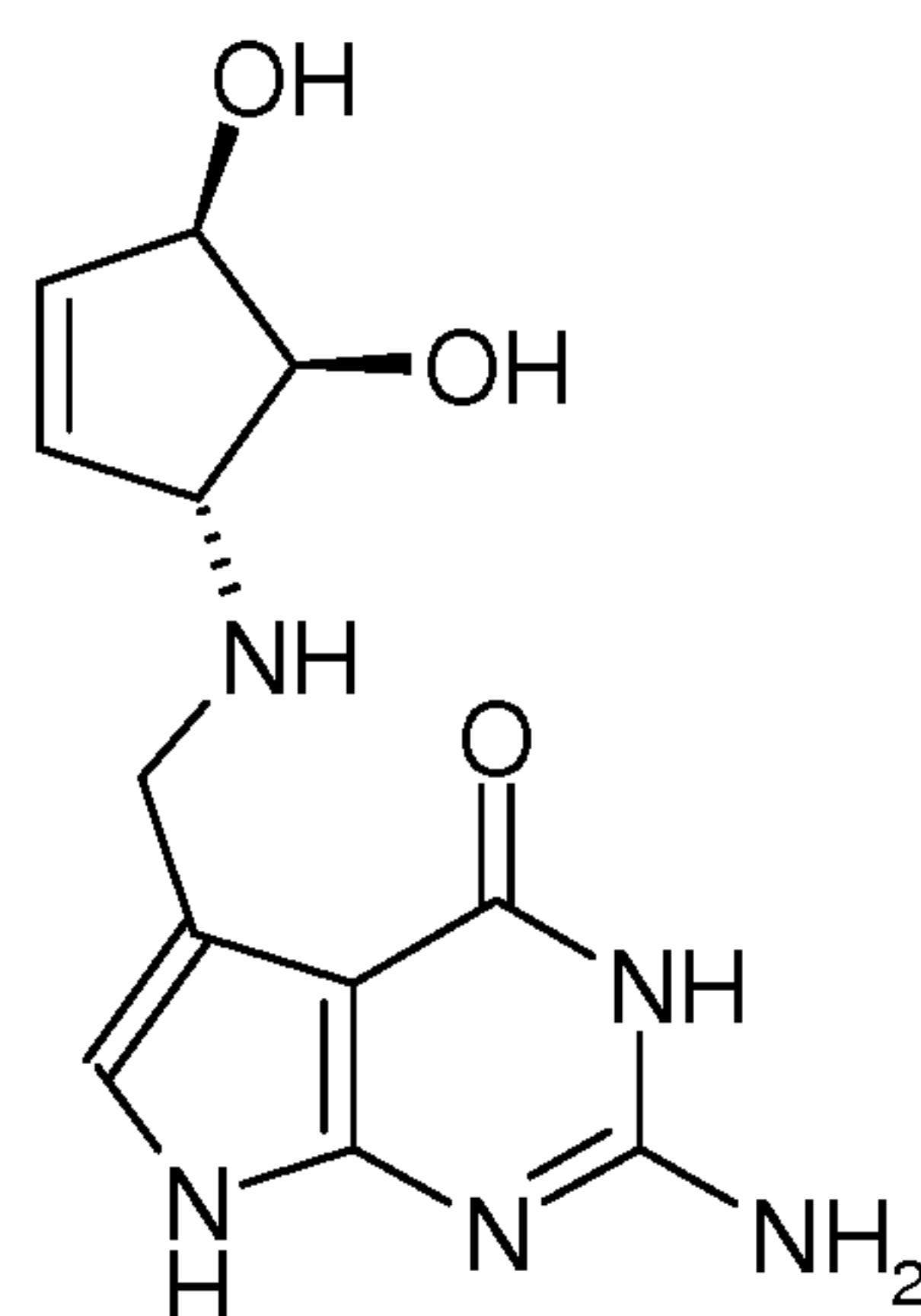
(V)

As should be clear to one of skill in the art, all the stereochemical configurations of the compounds according to the invention are intended to be covered by the formulae shown herein. In particular, as is intended herein, when the stereoconfiguration of a bond is not specified, the bond may represent any of an upward bond, a downward bond, and a mixture of the two, in particular a 1/1 mixture of the two.

Thus, the compound of formula (A), in particular the compound of formula (I), according to the invention also relates to the optically active forms of the compound of formula (V), such as the enantiomers represented by the following formulae (Va) and (Vb):



(Va)



(Vb)

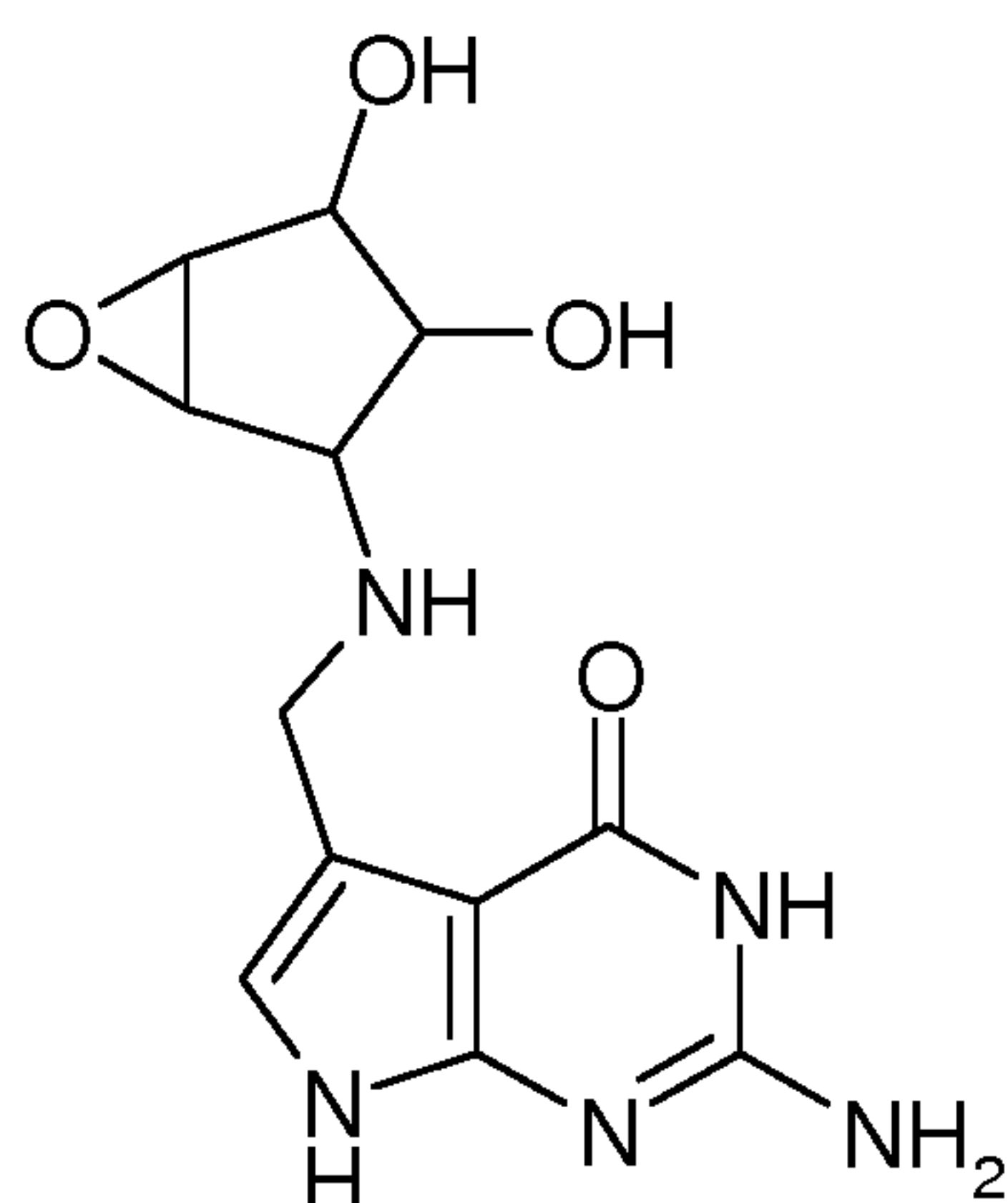
or their mixtures, in particular a racemic mixture thereof.

The compound of formula (Va) is queueine. Queueine, is also known as 7-(3,4-trans-4,5-cis-dihydroxy-1-cyclopenten-3-ylaminomethyl)-7-deazaguanine.

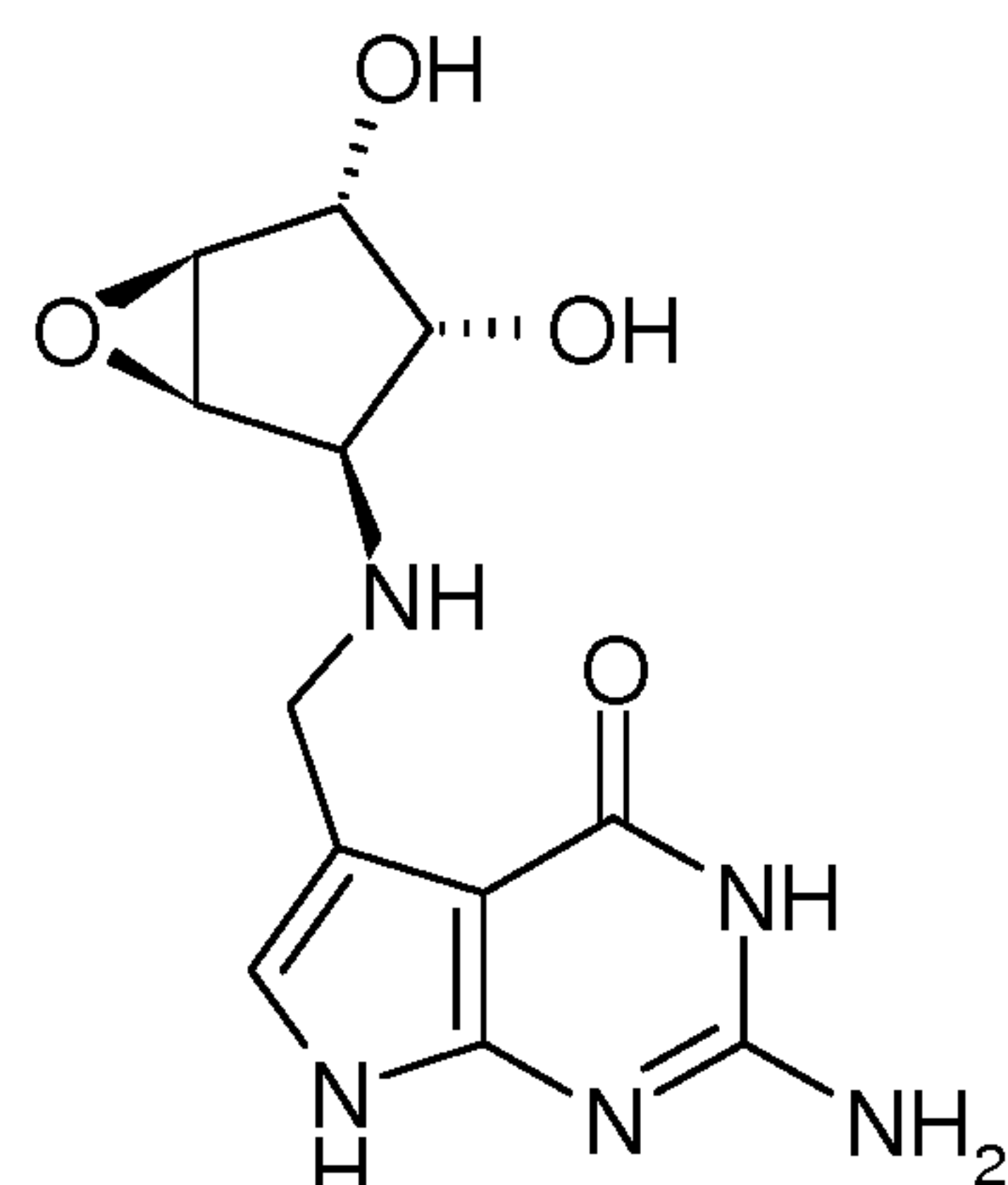
The compound of formula (Vb) is ent-queueine.



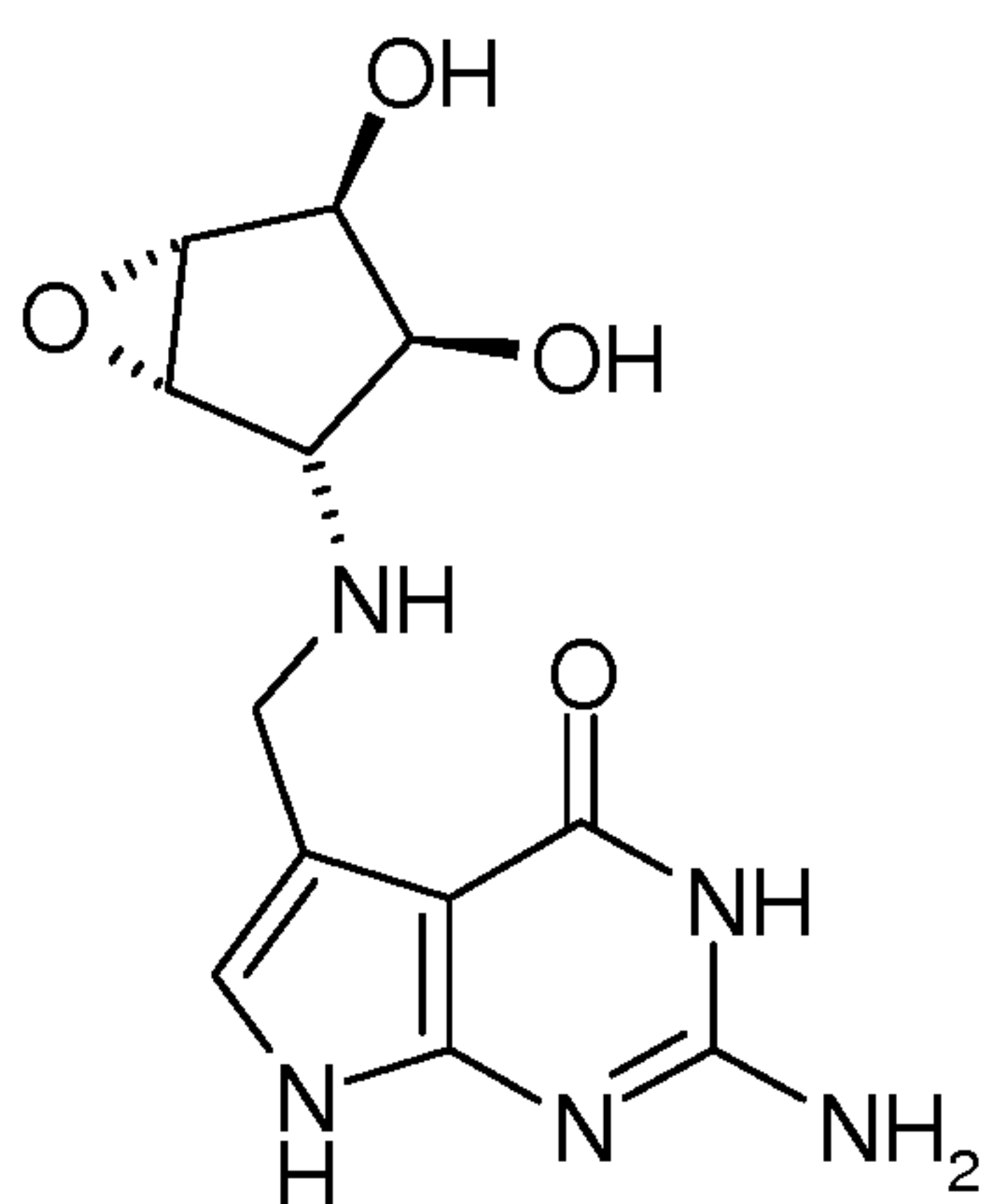
Preferably, the compound of formula (A), in particular the compound of formula (I), according to the invention is represented by the following formulae (VI), (VIa), (VIb), (VII), (VIIa), (VIIb), (VIII), (VIIIa), (VIIIb), (IX), (X), (Xa) or (Xb):



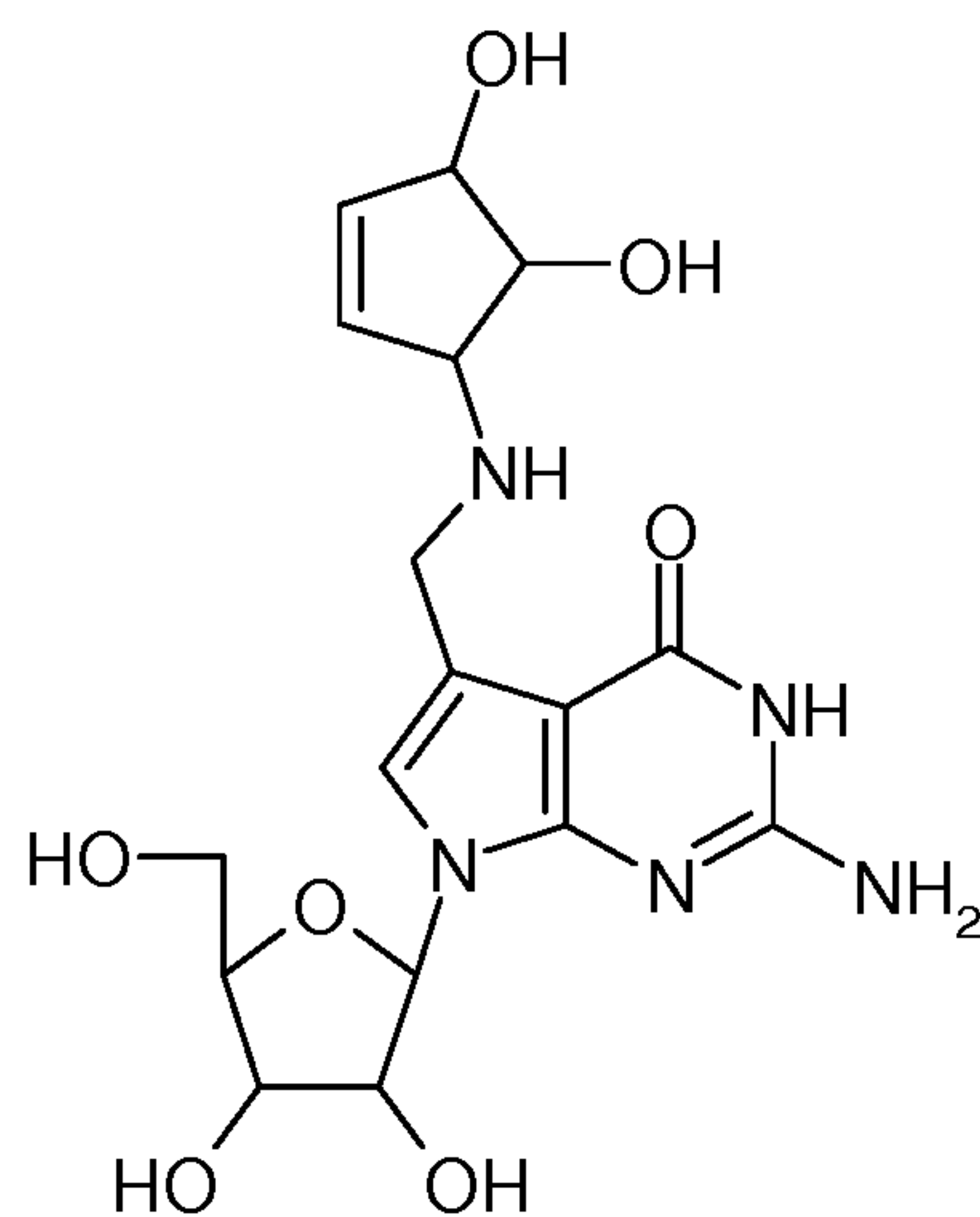
(VI)



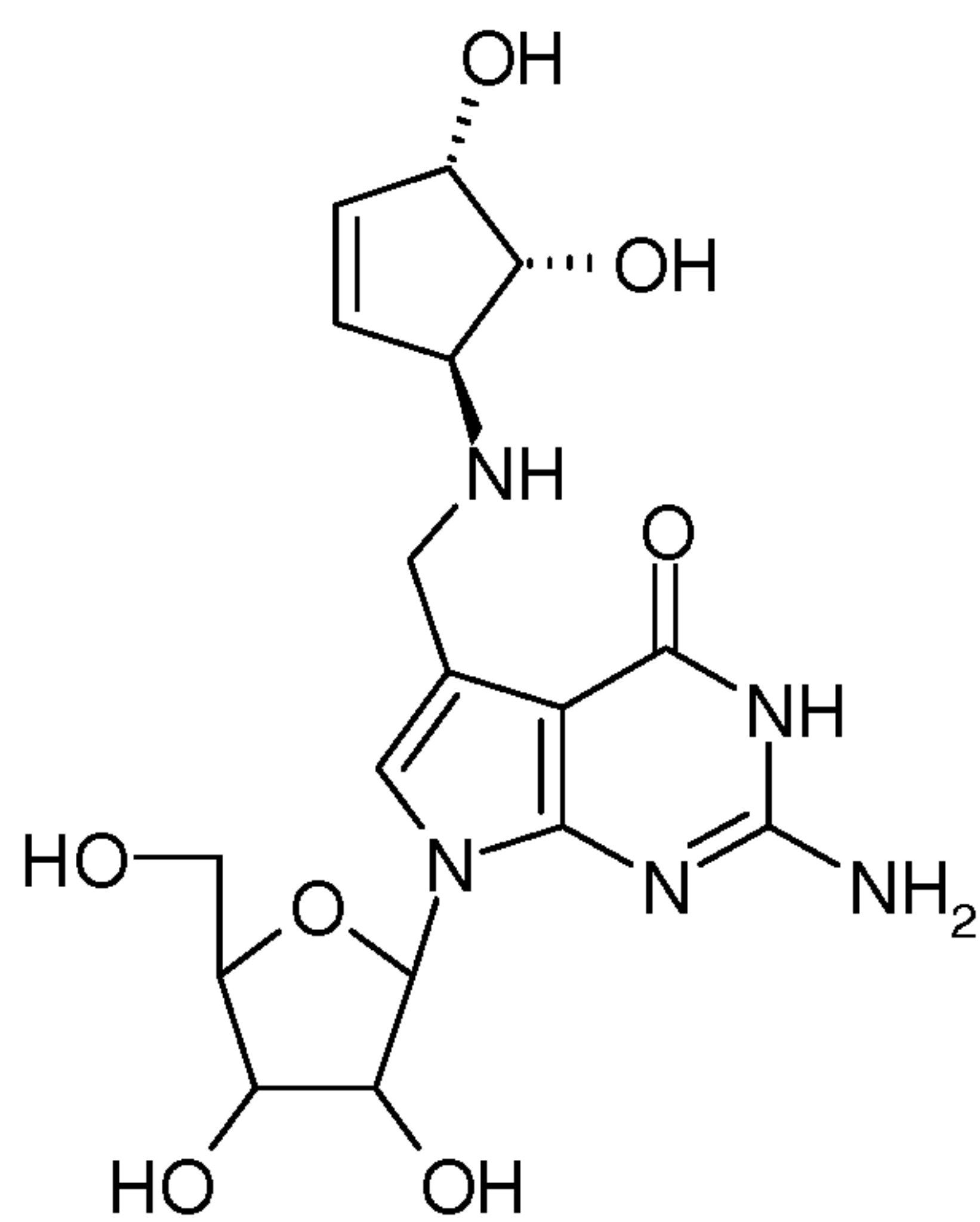
(VIa)



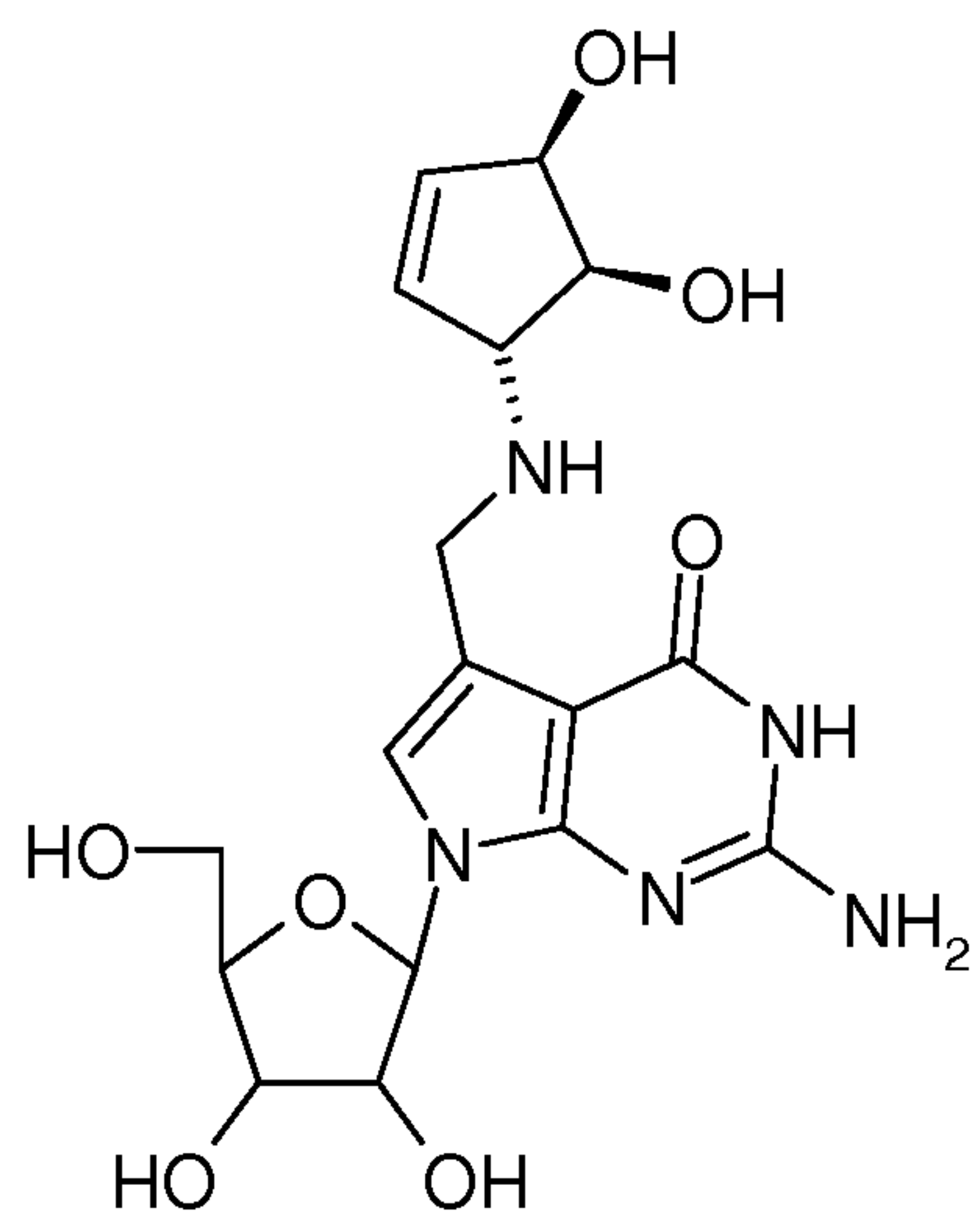
(VIb)



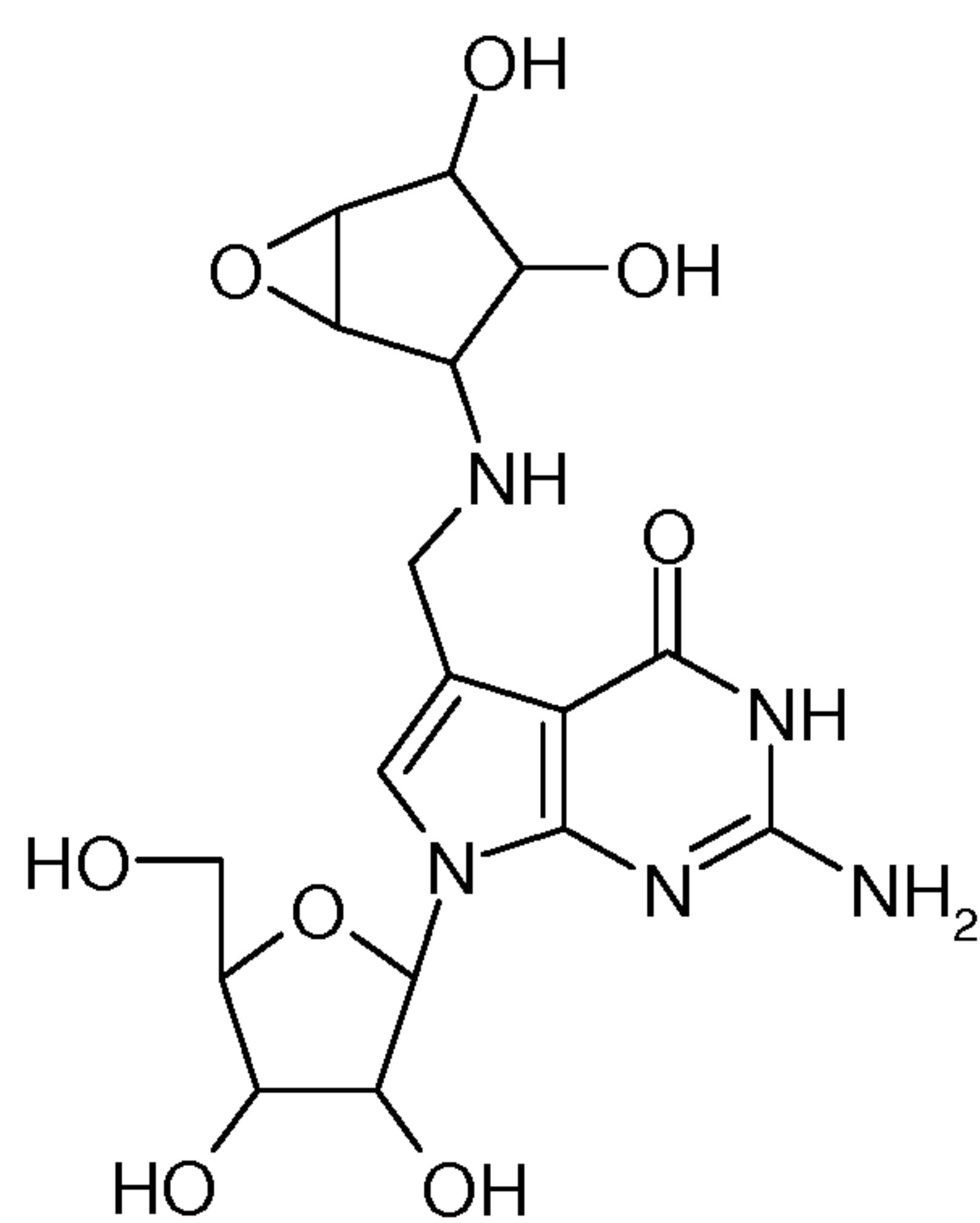
(VII)



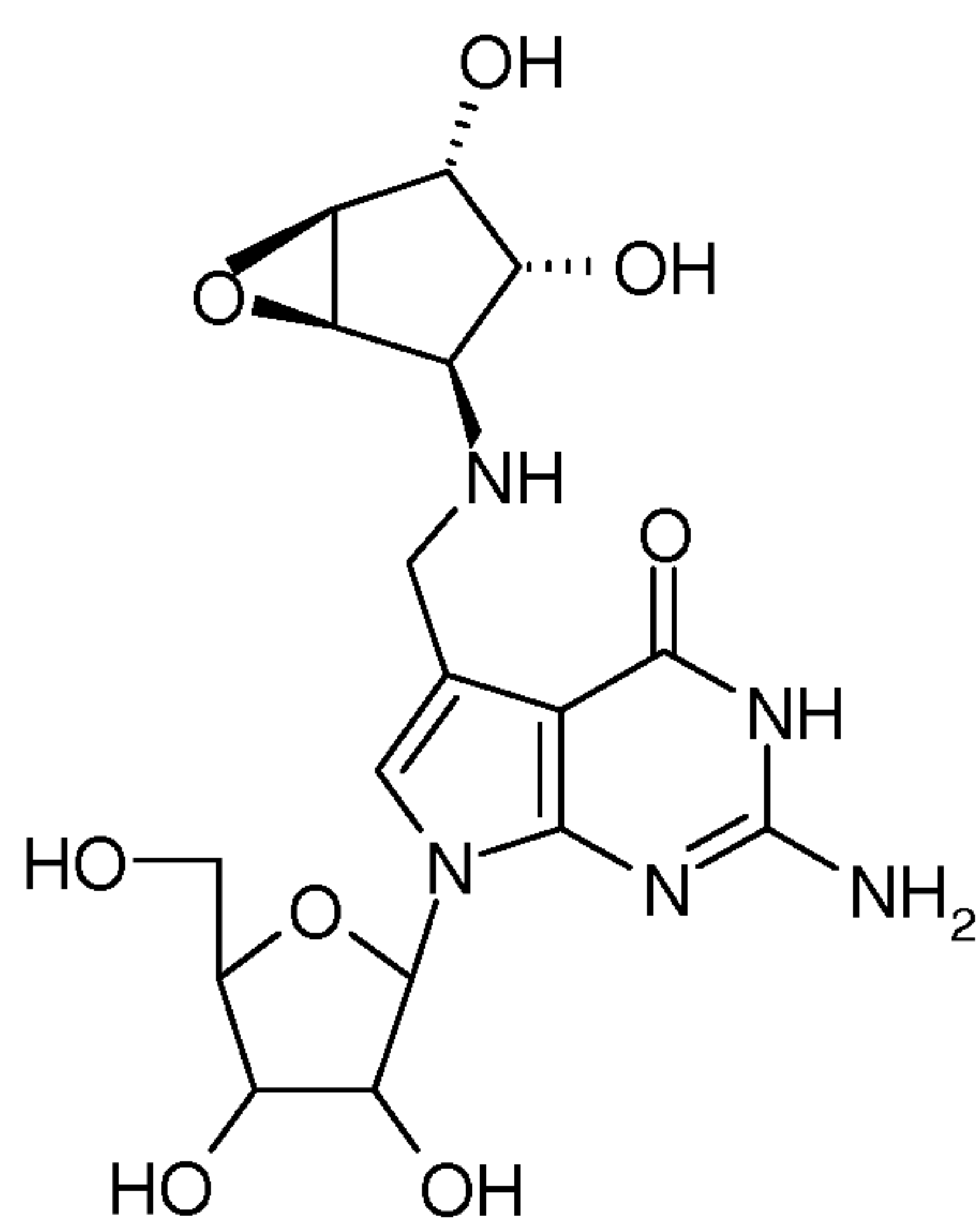
(VIIa)



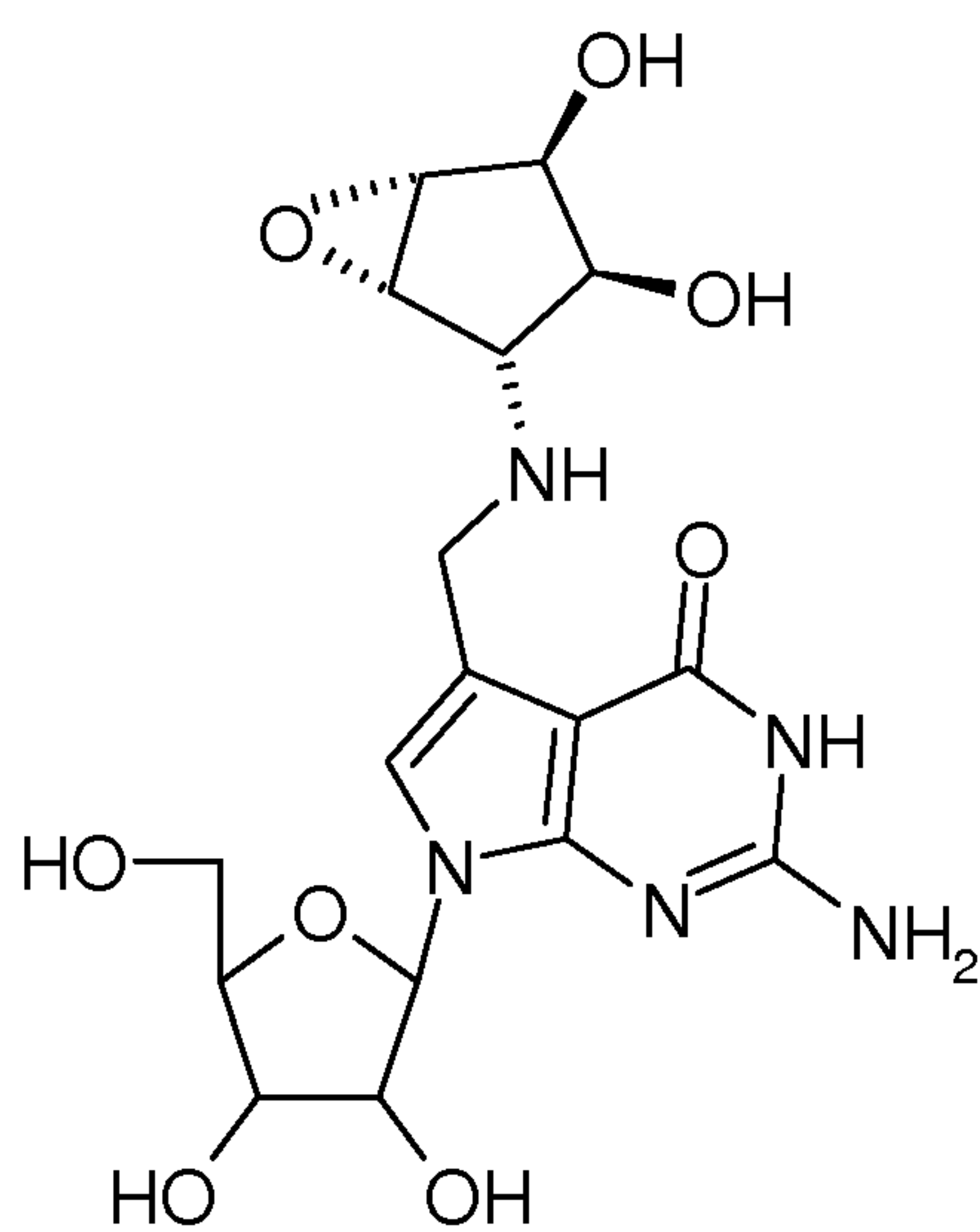
(VIIb)



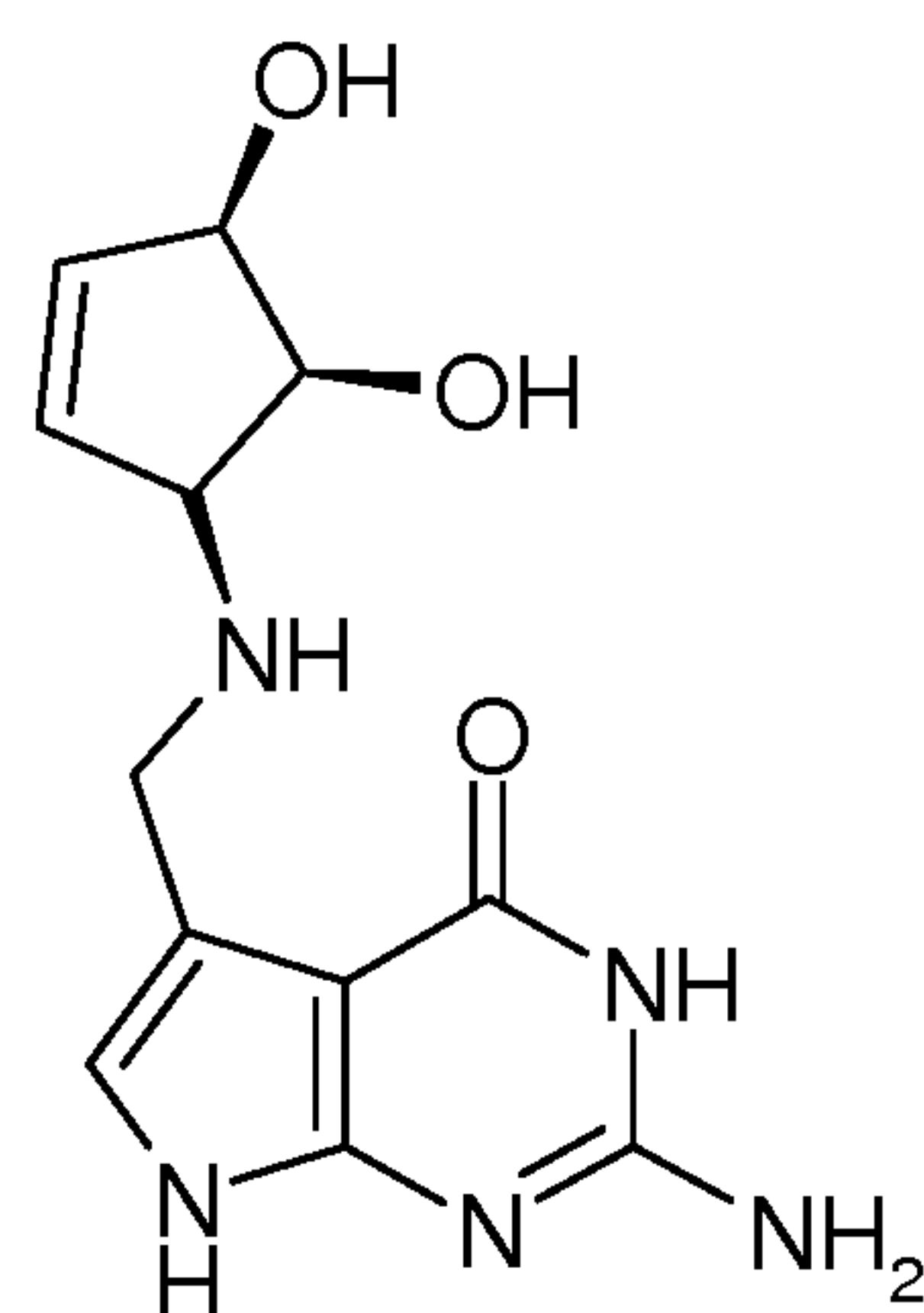
(VIII)



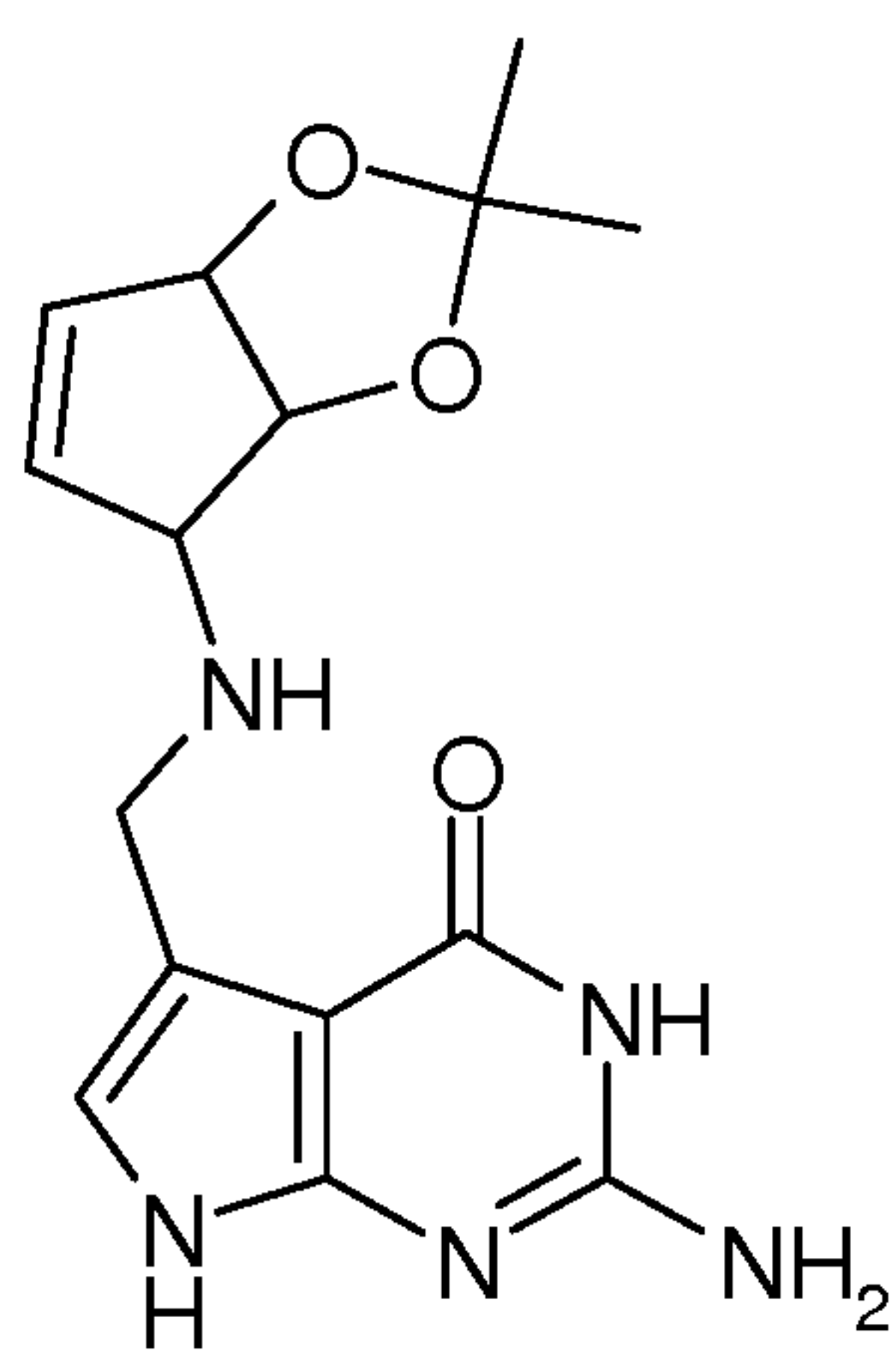
(VIIIa)



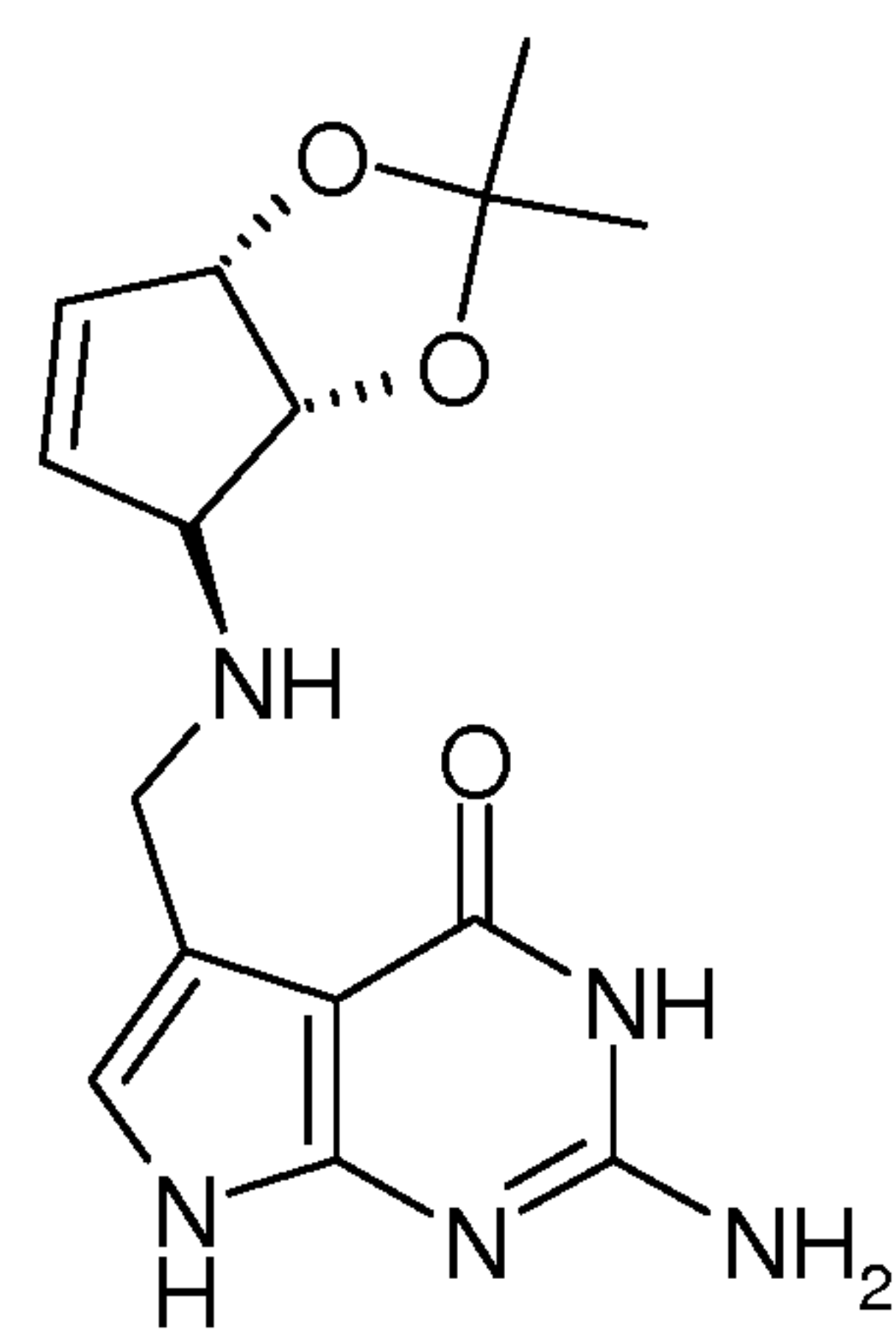
(VIIIb)



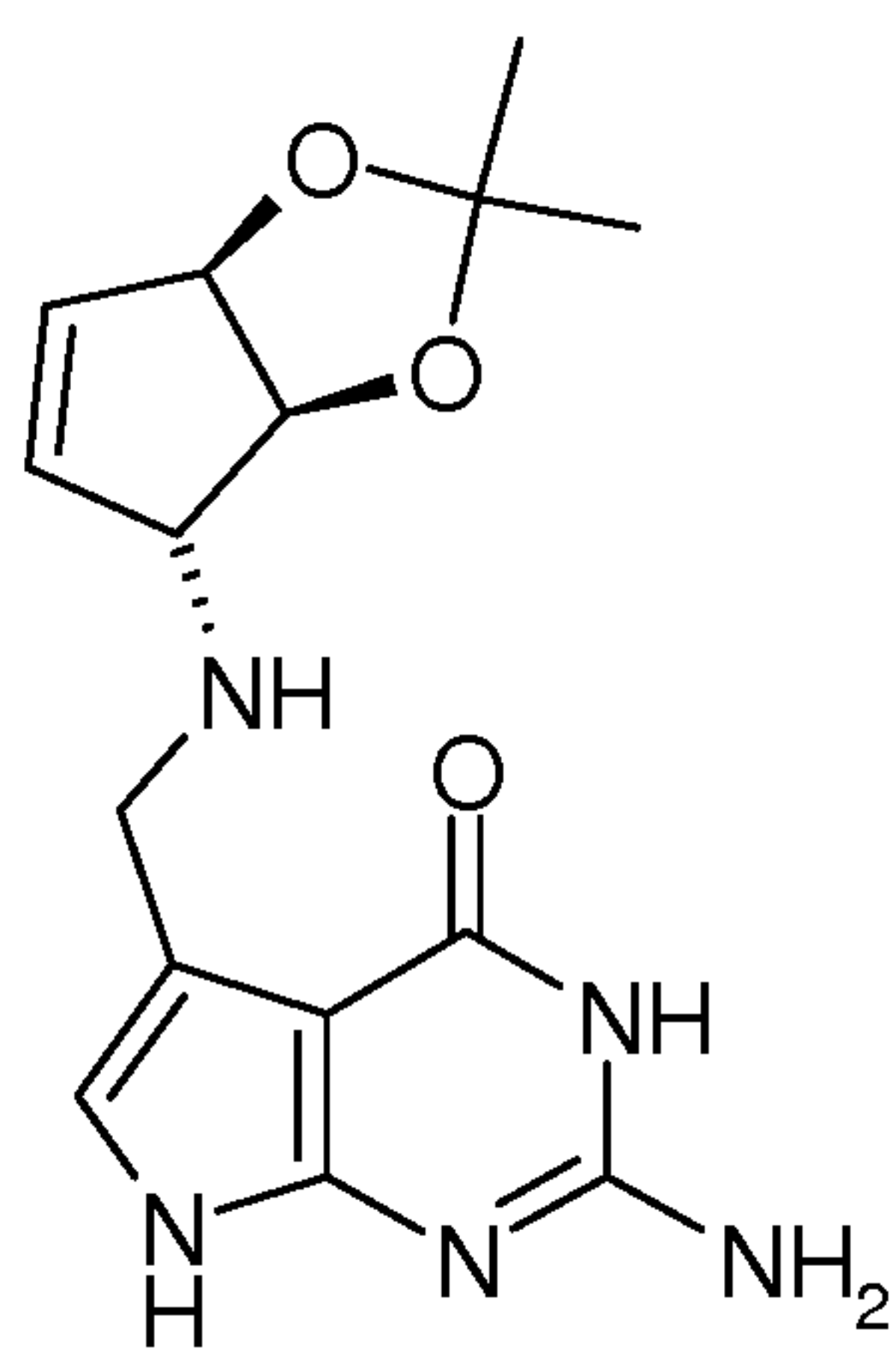
(IX)



(X)

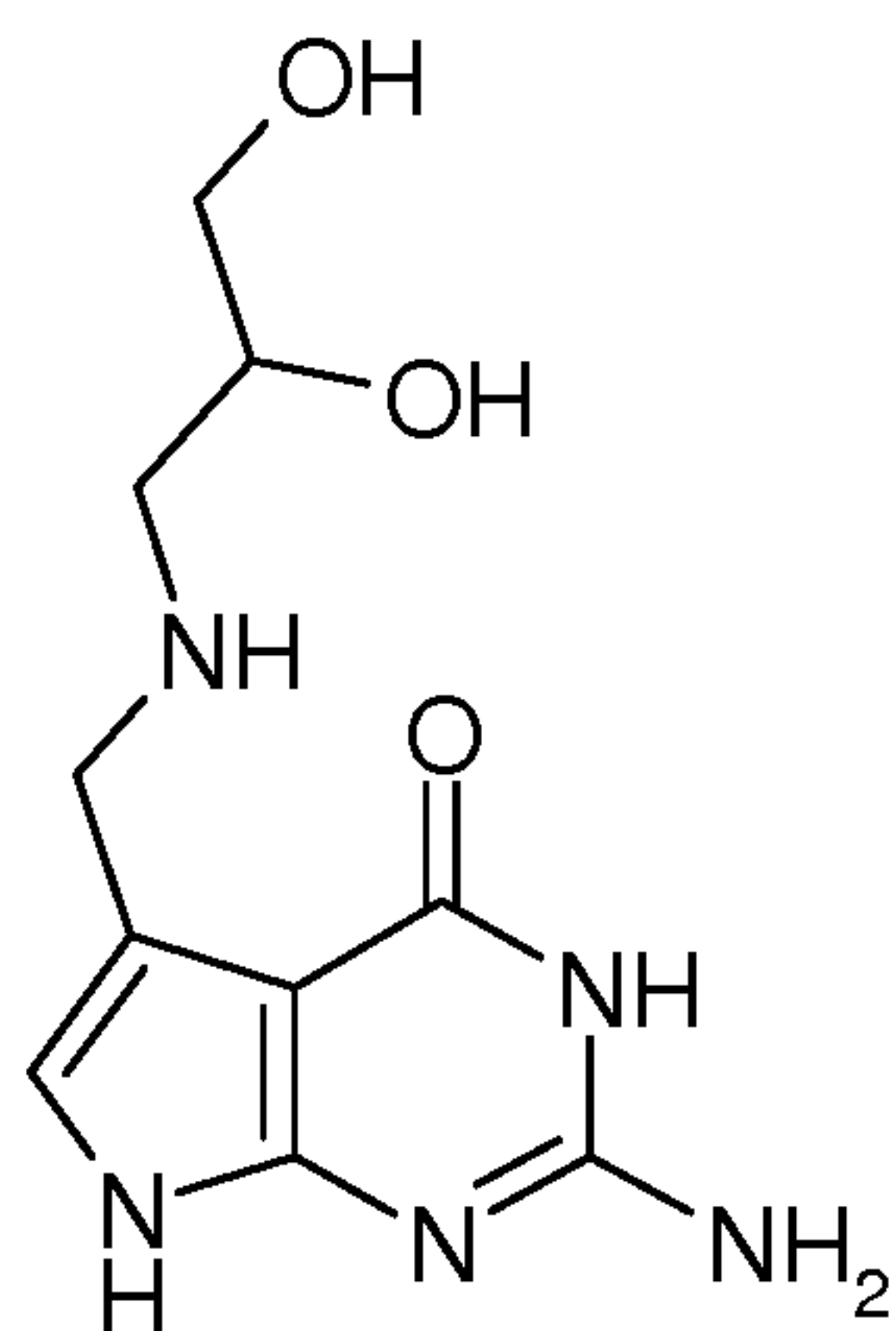


(Xa)

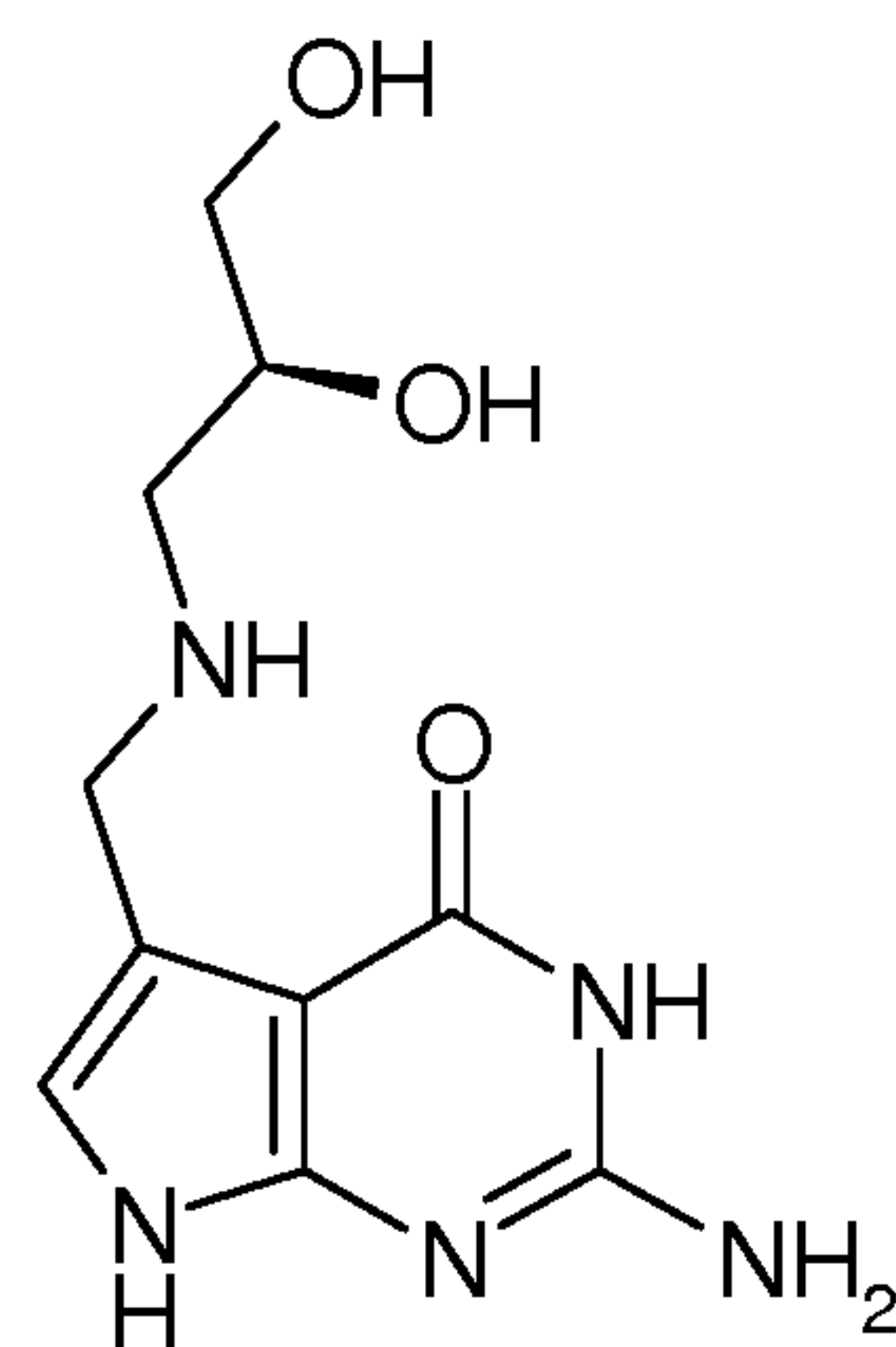


(Xb)

Preferably also, the compound of formula (A) according to the invention is represented by the following formulae (XI), (XIa), (XIb), (XII), (XIII), (XIV), (XV), (XVI) or (XVII):

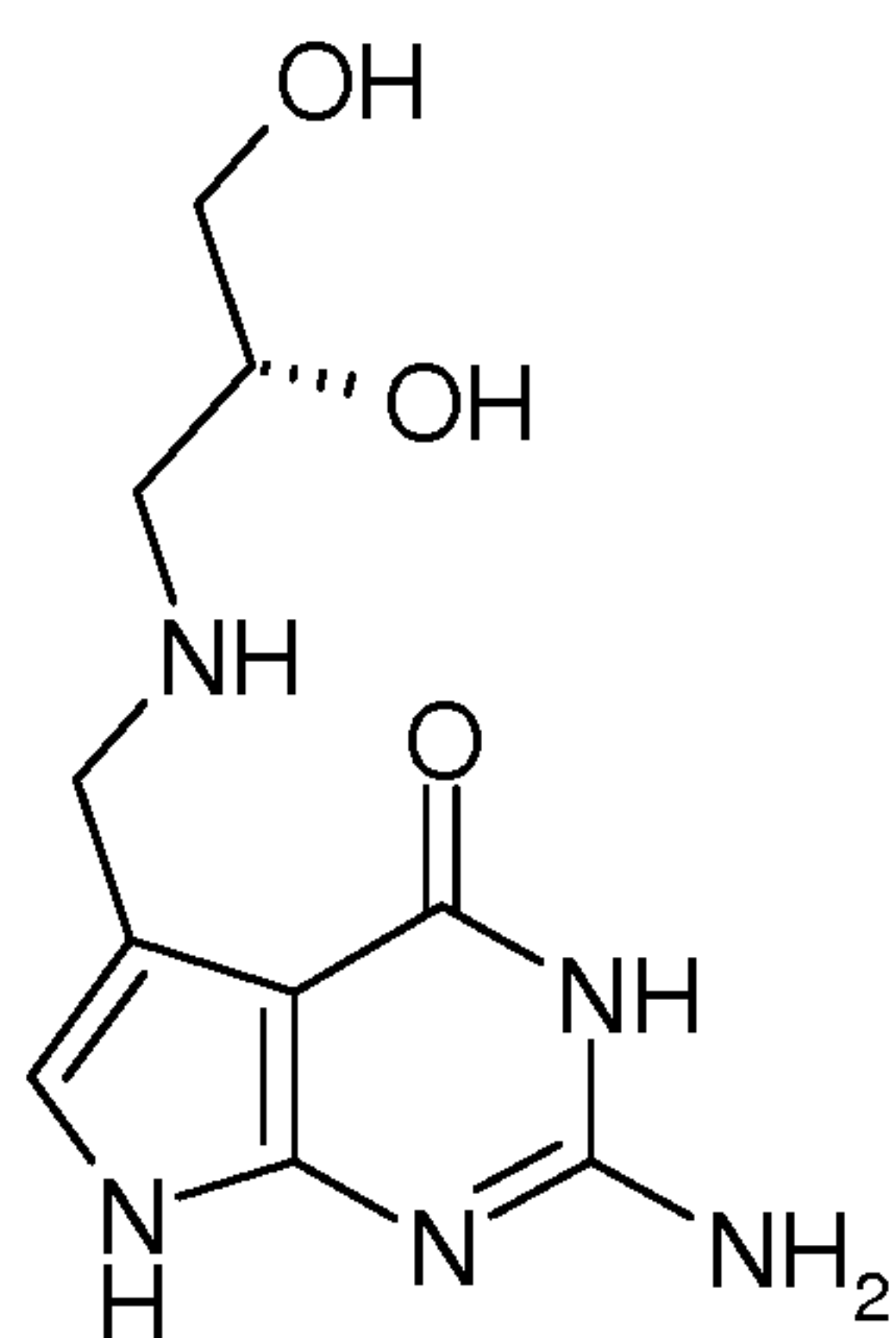


(XI)

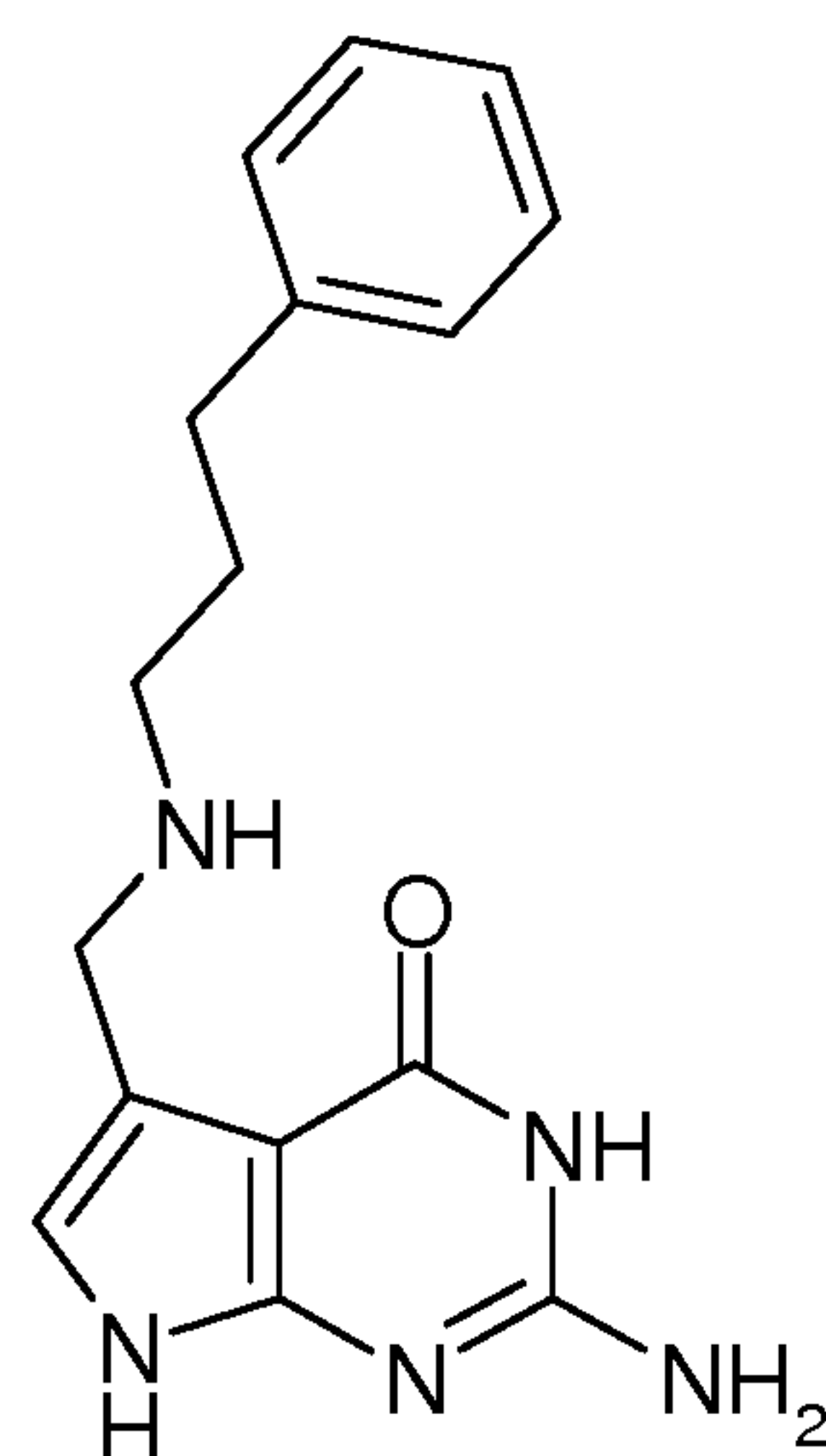


(XIa)

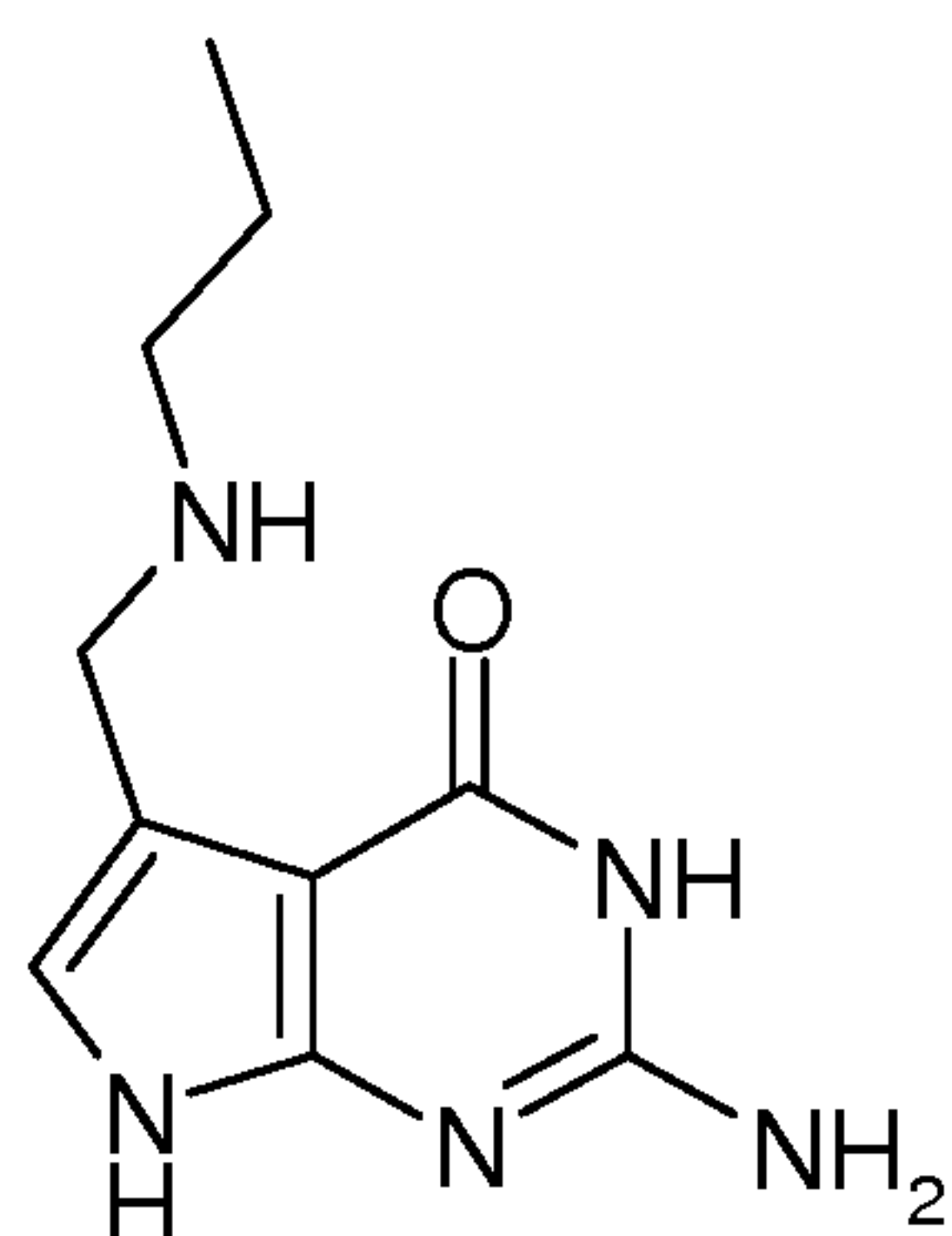




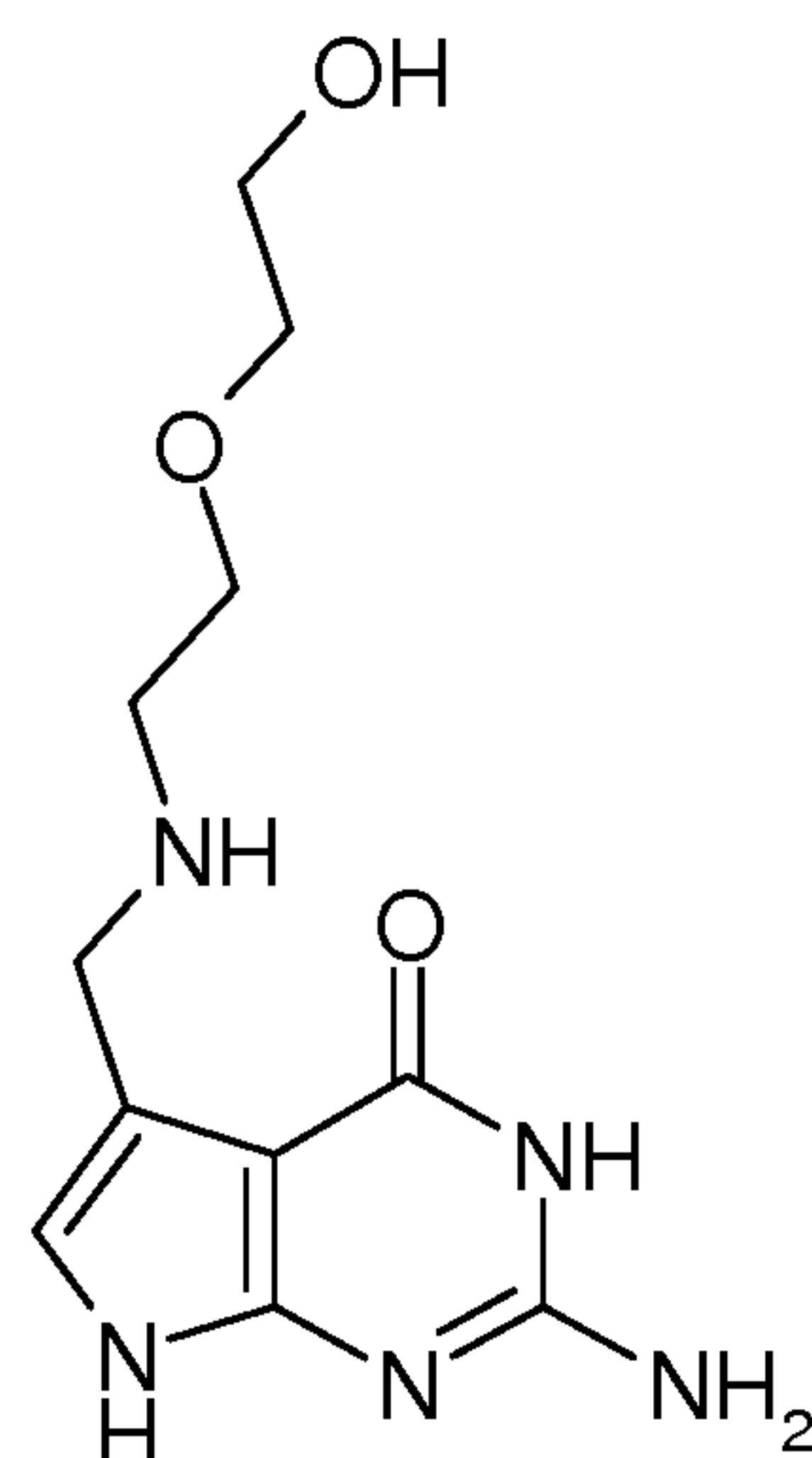
(XIb)



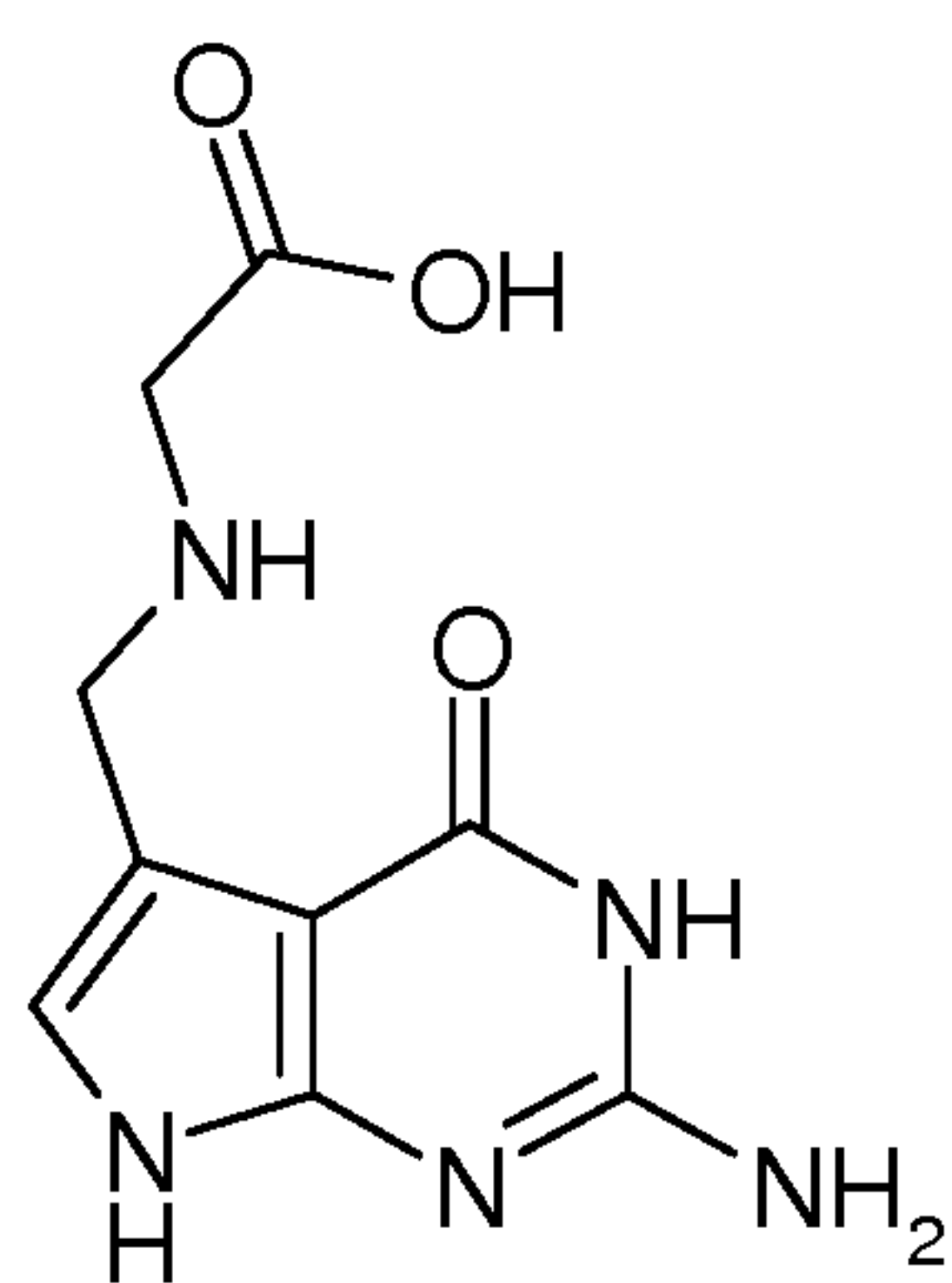
(XII)



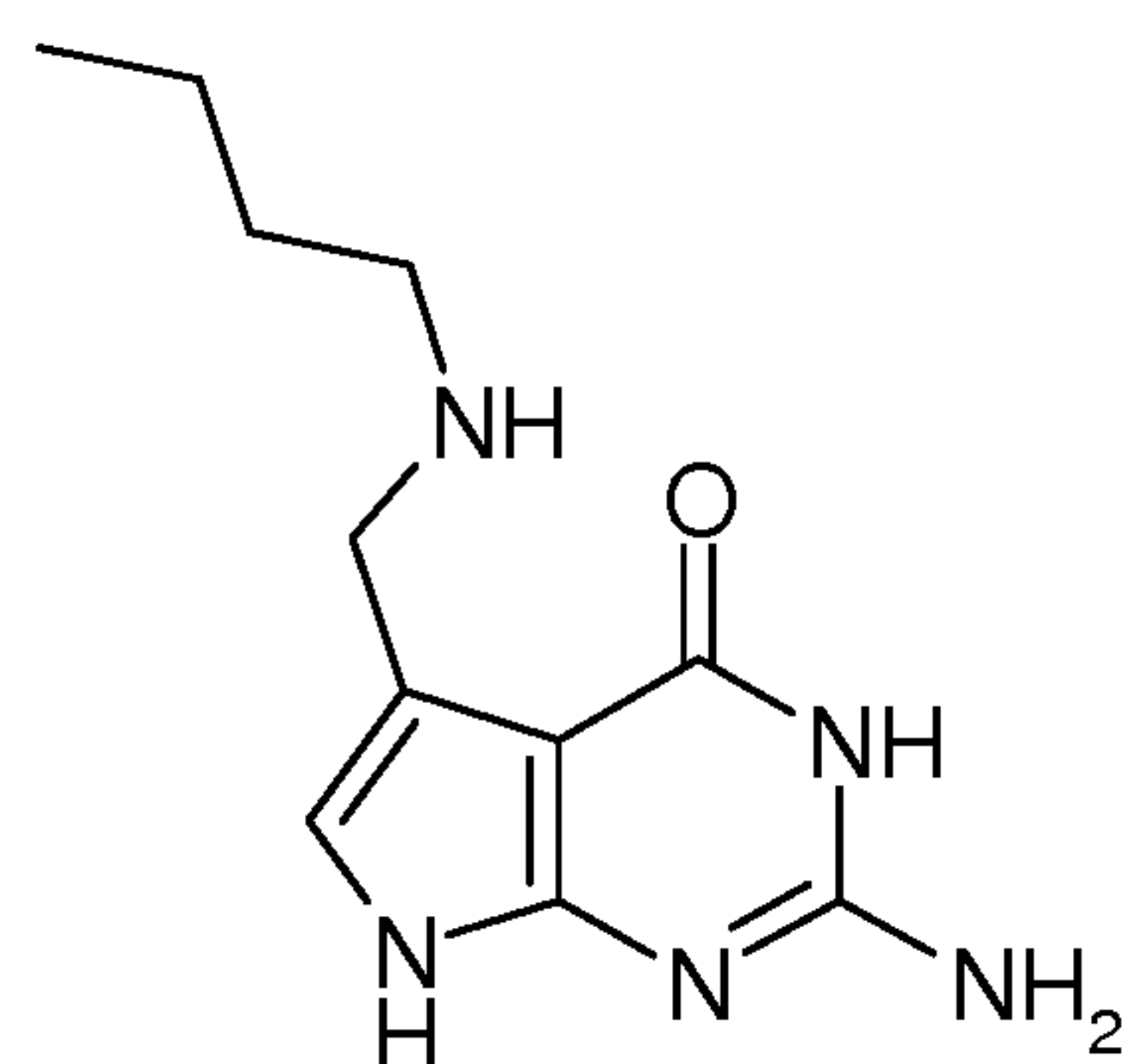
(XIII)



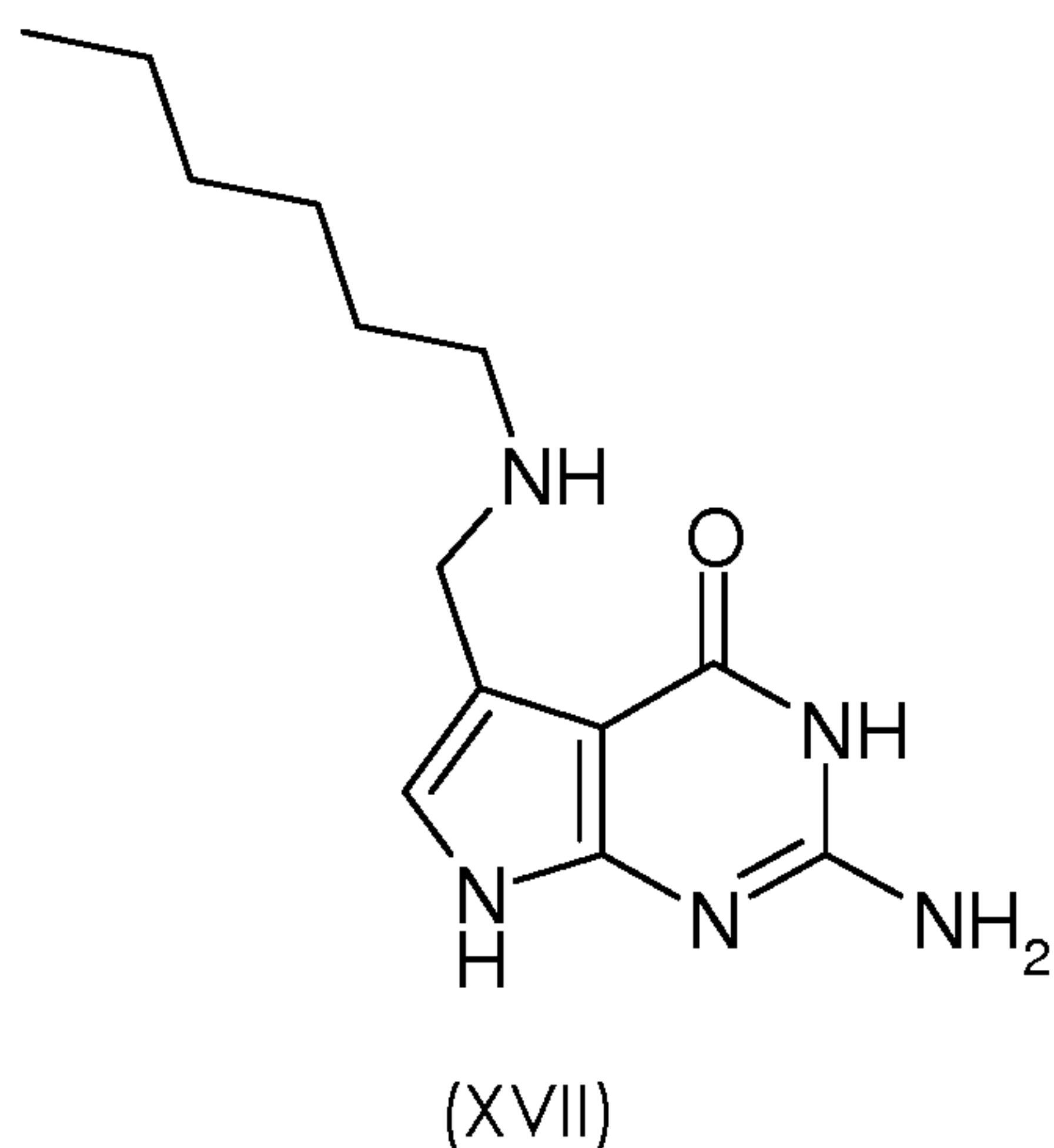
(XIV)



(XV)



(XVI)



The compound of formula (VIa) is epoxyqueuine, also known as 7-(5-[3,4-epoxy-2,5-dihydroxycyclopent-1-yl]amino)methyl)-7-deazaguanine.

The compound of formula (VIIa) is queuosine also known as 2-amino-5-  
5 {[(1S,4S,5R)-4,5-dihydroxycyclopent-2-en-1-yl]amino}methyl)-7-(β-D-ribofuranosyl)-1,7-dihydro-4H-pyrrolo[2,3-d]pyrimidin-4-one.

The compound of formula (VIIIa) is epoxyqueuosine also known as 5 7-(5-[(3,4-epoxy-2,5-dihydroxycyclopent-1-yl]amino)methyl)-7-deazaguanosine.

The compound of formula (XI) is N-((2-amino-4-oxo-4,7-dihydro-3H-pyrrolo[2,3-  
10 d]pyrimidin-5-yl)methyl)-2,3-dihydroxypropan-1-amine.

The compound of formula (XII) is N-((2-amino-4-oxo-4,7-dihydro-3Hpyrrolo[2,3-d]pyrimidin-5-yl)methyl)-3-phenylpropan-1-amine.

The compound (XIII) is N-((2-amino-4-oxo-4,7-dihydro-3Hpyrrolo[2,3-d]pyrimidin-5-yl)methyl)-propan-1-amine.

15 The compound (XVI) is N-((2-amino-4-oxo-4,7-dihydro-3Hpyrrolo[2,3-d]pyrimidin-5-yl)methyl)-butan-1-amine.

The compound (XVII) is N-((2-amino-4-oxo-4,7-dihydro-3Hpyrrolo[2,3-d]pyrimidin-5-yl)methyl)-hexan-1-amine.

20 Preferably, the compound of formula (A), in particular the compound of formula (I), according to the invention is selected from the group consisting of mannosyl-queuine, galactosyl-queuine, glutamyl-queuine, galactosyl-queuosine, mannosyl-queuosine, glutamyl-queuosine, queuine-tRNA, and epoxyqueuine-tRNA.

25 Preferably also the compound of formula (A), in particular the compound of formula (I), according to the invention is selected from the group consisting of queuine-tRNA<sup>Asp</sup>, queuine-tRNA<sup>Tyr</sup>, epoxyqueuine-tRNA<sup>Asp</sup>, epoxyqueuine-tRNA<sup>Tyr</sup>,

queuine-tRNA<sup>Asn</sup>, queuine-tRNA<sup>His</sup>, epoxyqueuine-tRNA<sup>Asn</sup>, epoxyqueuine-tRNA<sup>His</sup>,  
mannosyl-queuine-tRNA<sup>Asp</sup>, galacotsyl-queuine-tRNA<sup>Tyr</sup>, mannosyl-epoxyqueuine-  
tRNA<sup>Asp</sup>, and galacotsyl-epoxyqueuine-tRNA<sup>Tyr</sup>.

Most preferably also the compound of formula (A), in particular the compound  
of formula (I), according to the invention is selected from the group consisting of  
queuine, ent-queuine, queuosine, epoxyqueuine, epoxyqueuosine, mannosyl-  
queuine, galactosyl-queuine, glutamyl-queuine, galactosyl-queuosine, mannosyl-  
queuosine, glutamyl-queuosine, queuine-tRNA, epoxyqueuine-tRNA, a compound of  
formula (XI), (XIa) and (XIb).

#### *Disease associated with a mitochondrial dysfunction*

As intended herein the expression "disease associated with a mitochondrial  
dysfunction" encompasses diseases linked to or caused by a mitochondrial  
dysfunction, disorder, or disease.

Preferably, the disease associated with a mitochondrial dysfunction according  
to the invention is a neuronal disease associated with a mitochondrial dysfunction,  
more preferably a central nervous system disease associated with a mitochondrial  
dysfunction and most preferably a neurodegenerative disease associated with a  
mitochondrial dysfunction.

Preferably, the disease associated with a mitochondrial dysfunction according  
to the invention is Parkinson's disease.

Parkinson's disease is well known to one of skill in the art and is notably defined  
in sections G20, G21 and G22 of ICD-10 Version:2016.

As intended herein Parkinson's disease according to the invention notably  
encompasses:

- primary (idiopathic) parkinsonism,
- secondary parkinsonism (acquired),
- atypical parkinsonism, and
- familial neurodegenerative disease causing parkinsonism.

Parkinson's disease according to the invention also encompasses sporadic and  
familial Parkinson's disease.

Parkinson's disease according to the invention notably also encompasses stage  
I, stage II, stage III, stage IV and stage V Parkinson's disease.



*Individual*

As intended herein the individual according to the invention is preferably a human.

Preferably, the individual according to the invention is more than 30, 40, 50, 60,  
5 70 or 80 years old.

Preferably also, the individual according to the invention is less than 80, 70, 60,  
50, or 40 years old.

Preferably also, the individual according to the invention is an individual with a  
stage I, II, III, IV or V Parkinson's disease.

10 Preferably also, the individual according to the invention is not afflicted with  
Parkinson's disease or presents with no Parkinson's disease symptoms and is at risk of  
developing Parkinson's disease. More preferably, the individual according to the  
invention is not afflicted with Parkinson's disease or presents with no Parkinson's disease  
symptoms and at least one of the individual's relative suffers from Parkinson's disease.

15

*Additional compound*

The additional compound useful for the prevention or treatment of a disease  
associated with a mitochondrial dysfunction can be of any type known to one of skill  
in the art. Preferably, the additional compound according to the invention is selected  
20 from the group consisting of vitamins, minerals, fatty acids, amino acids, antioxidants  
and derivatives or precursors thereof.

Preferably vitamins are selected from the group consisting of pyridoxine,  
pyridoxal phosphate (Vitamin B<sub>6</sub>), riboflavin, thiamine, vitamin E, vitamin K<sub>3</sub>, vitamin C,  
niacin, CoQ10 and  $\beta$ -carotene.

25 Preferably, minerals are selected from the group consisting of calcium,  
magnesium, selenium and phosphorus.

Preferably, the amino-acid is L-DOPA (levodopa).

Preferably, the fatty acids are selected from the group consisting of Levo-  
carnitine and acetyl-L-carnitine.

30

*Administration*

As intended herein, "combined" or "in combination" means that the  
compound of formula (A), in particular the compound of formula (I), as defined  
above, is administered at the same time than another compound or product, either

together, i.e. at the same administration site, or separately, or at different times, provided that the time period during which the compound of formula (A), in particular the compound of formula (I), as defined above exerts its effects on the individual and the time period during which the additional agent or product exerts its pharmacological effects on the individual, at least partially intersect.

Preferably, the compound of formula (A), in particular the compound of formula (I), according to the invention or the pharmaceutically acceptable salt or hydrate thereof is for an administration or is administered at a dosage regimen of from 0.01 to 40 mg/kg/d, more preferably of from 0.01 to 10 mg/kg, even more preferably of from 0.01 to 1 mg/kg/d, and most preferably of from 0.01 to 0.1 mg/kg/d.

Preferably, the compound of formula (A), in particular the compound of formula (I), according to the invention or the pharmaceutically acceptable salt or hydrate thereof is in a form suitable for an administration or is administered by the oral route, the intradermal route, the intravenous route, the intramuscular route or the subcutaneous route. Preferably, the compound of formula (A), in particular the compound of formula (I), according to the invention, or the pharmaceutical composition, medicament, products or dietary supplement comprising it is in a form suitable for an administration or is administered by a hypodermic implant.

Preferably, the compound of formula (A), in particular the compound of formula (I), according to the invention, or the pharmaceutical composition, medicament, products or dietary supplement comprising it is the form of a powder, sachets, tablets, gelatine, capsules, or a liquid or gel solution.

Preferably also, the pharmaceutical composition, medicament, products or dietary supplement according to the invention, comprises the compound of formula (A), notably the compound of formula (I), according to the invention, in particular queuine, ent-queuine, queuosine, or a compound of formula (XI), (XIa) or (XIb), at a unit dose of at least 0.15 mg, 1 mg, 10 mg, 50 mg, 100 mg, 500 mg or 1000 mg.

Preferably also, the pharmaceutical composition, medicament, products or dietary supplement according to the invention, comprises an extract, in particular a purified extract, from microorganism and/or plant, which comprises the compound of formula (A), notably the compound of formula (I), according to the invention, in particular queuine, ent-queuine, queuosine, or a compound of formula (XI), (XIa), or (XIb), in particular at a unit dose of at least 0.15 mg, 1 mg, 10 mg, 50 mg, 100 mg, 500 mg or 1000 mg.

Description of the Figure**Figure 1**

- 5 Figure 1 represents the survival of primary dopaminergic neuron culture expressed in % of control in absence of 6-OHDA (gray bar, control), with 6-OHDA alone (black bar), with 6-OHDA + queueine added 1 day before 6-OHDA intoxication (dotted bar), and with 6-OHDA + BDNF. \* represents  $p < 0.05$  vs 6-OHDA.

10 **Figure 2**

Figure 2 represents the survival of primary dopaminergic neuron culture expressed in % of control in absence of 6-OHDA (gray bar, control), with 6-OHDA alone (black bar), with 6-OHDA + queueine added 6 days before 6-OHDA intoxication (small dot bar), and with 6-OHDA + BDNF (large dot bar). \* represents  $p < 0.05$  vs 6-OHDA.



## **Example**

6-hydroxydopamine (6-OHDA) is a selective catecholaminergic neurotoxin that is not only used as a pharmacological agent able to trigger Parkinson's disease-like stigmata (Sauer and Ortel (1994) *Neuroscience* **59**:401-15; Cass *et al.* (2002) *Brain Res.* **938**:29-37) but also likely corresponds to a natural dopaminergic catabolite that accumulates in Parkinson's disease-affected brains and that appears to strongly contribute to this pathology (Ellenberg *et al.* (1995) in "Etiology of Parkinson's Disease", eds Ellenberg, Koller, Langston (Marcel Dekker, New York), pp 153–201; Jellinger *et al.* (1995) *J. Neural. Transm.* **46**:297–314).

For this reason, 6-OHDA-induced dopaminergic neurotoxicity in rats is widely used as a model for PD research (Simola *et al.* (2007) *Neurotox. Res.* **11**:151-167; Mercanti (2012) *Methods Mol. Biol.* **846**:355-364; De Jesus-Cortes *et al.* (2015) *npj Parkinson's Disease* **1**:15010). Besides, 6-OHDA has been shown to impair mitochondrial function in this rat model of Parkinson's disease, which would allow the detection of distinct mitochondrial dysfunction as a suitable surrogate marker for the preclinical assessment of potential neuroprotective strategies (Kupsch *et al.* (2014) *J. Neural. Transm.* **121**:1245-1257).

In this regard, 6-OHDA-induced neurodegeneration of dopaminergic neurones *in vitro*, also provides a useful model of Parkinson's disease, especially as regards the restoration of mitochondria function (Wei *et al.* (2015) *Translational Neurodegeneration* **4**:11).

Accordingly, this study investigates the effect of queueine on rat primary mesencephalic cultures injured by exposure to 6-OHDA. The brain-derived neurotrophic factor (BDNF) has been suggested to reduce 6-OHDA-induced neurodegeneration *in vitro* and is used as positive control.

## **1. Material and methods**

### **1.1. Compounds**

6-OHDA is obtained from Sigma (ref: H116).

Queueine is synthesized according to Brooks *et al.* (2010) *Tetrahedron Letters* **51**:4163-4165 and the thesis by Allen Brooks entitled "Synthesis of Tritium Labeled Queueine, PreQ1 and Related Azide Probes Toward Examining the Prevalence of Queueine" (2012, University of Michigan).

BDNF is obtained from PanBiotech (Ref: CB-1115002).

In the following experiments 6-OHDA, Queuine and BDNF are suspended in the culture medium defined below.

5    1.2. Rat primary cultures of dopaminergic neurons

Rat dopaminergic neurons are cultured as described by Schinelli *et al.* (1988) *J. Neurochem.* **50**:1900-1907.

Briefly, pregnant female rats (Wistar rats; Janvier) at 15 days of gestation are killed by cervical dislocation and the fetuses are removed from the uterus. The embryonic midbrains is removed and placed in ice-cold Leibovitz medium (L15; PanBiotech) containing 2% of Penicillin-Streptomycin (PS; PanBiotech) and 1% of bovine serum albumin (BSA; PanBiotech). Only the ventral portions of the mesencephalic flexure is used for cell preparations as this is the region of the developing brain rich in dopaminergic neurons. The midbrain is dissociated by trypsinisation for 20 min at 37°C (Trypsin EDTA 1X; PanBiotech). The reaction is stopped by the addition of Dulbecco's modified Eagle's medium (DMEM; PanBiotech) containing DNase I grade II (0.1 mg/mL; Roche Diagnostic) and 10% of fetal calf serum (FCS; Invitrogen). The cells are mechanically dissociated by 3 passages through a 10 ml pipette. The dissociated cells are then centrifuged at 180 x g for 10 min at 4°C on a layer of BSA (3.5%) in L15 medium. The supernatant is discarded and the pelleted cells are re-suspended in a culture medium consisting of Neurobasal (Invitrogen, Ref: 21103, Batch: 1725098) supplemented with B27 (2%; Invitrogen, ref: 17504), L-glutamine (2 mM; PanBiotech, Ref: P04-80100) and 2% of PS, 10ng/mL of BDNF (PanBiotech, Ref: CB-1115002) and 1ng/mL of GDNF (PanBiotech, Ref: CB-1116001). Viable cells are counted in a Neubauer cytometer using the trypan blue exclusion test. The cells are then seeded at a density of 40 000 cells/well in 96 well-plates pre-coated with poly-D-lysine (Greiner) and are cultured at 37°C in a humidified air (95%)/CO<sub>2</sub> (5%) atmosphere. Half of the medium is changed every 2 days with fresh medium. In these conditions, after 5 days of culture, astrocytes are present in the culture and release growth factor allowing neurons differentiation. Five to six percent of the neuronal cell population are dopaminergic neurons.



### 1.3. Assessment of neuroprotective effect on rat dopaminergic neurons

The neuroprotective effect of queuine is assessed on 6-days old cultures according to the following protocol:

- Addition of control medium (Culture medium);
- 5    - Addition of 6-OHDA (20  $\mu$ M, 48H) + Culture medium;
- Addition of 6-OHDA (20  $\mu$ M, 48H) + BDNF (50 ng/ml);
- Addition of 6-OHDA (20  $\mu$ M, 48H) + queuine (7 concentrations from 0,03  $\mu$ M to 30  $\mu$ M) added at three different times before, during or after 6-OHDA intoxication:
  - 10        o 6 days before 6-OHDA intoxication, the compound will stay in the medium until intoxication;
  - o 1 day before 6-OHDA intoxication
  - o 1 day after intoxication

The same conditions without 6-OHDA (no intoxication) are tested in parallel to  
15        assess the effects of queuine on dopaminergic neurons survival.

Each condition is replicated in six wells of the 96-wells culture plates.

### 1.4. End point evaluation: determination of the total number of dopaminergic neurons

20        At the end of the incubation time, the cells are fixed by a solution of 4% paraformaldehyde for 20 min at room temperature. The cells are then permeabilized and non-specific sites are blocked with a solution of phosphate buffered saline (PBS ; PanBiotech) containing 0.1% of saponin (Sigma) and 1% fetal calf serum (FCS) for 15 min at room temperature. Eventually, the cells are incubated with a monoclonal anti-  
25        Tyrosine Hydroxylase (TH) mouse antibody (Sigma) in PBS containing 1% FCS and 0.1 % saponin, for 2 h at room temperature. The anti-TH antibody targets dopaminergic neurons.

The antibody is revealed with an Alexa Fluor 488-labelled goat anti-mouse IgG (Molecular probe) in PBS with 1% FCS, 0.1 % saponin, for 1 h at room temperature. The  
30        nuclei of the cells is stained by a fluorescent marker (Hoechst solution, SIGMA) in the same solution.

For each condition, 20 pictures per well are taken using InCell Analyzer<sup>TM</sup> 2000 (GE Healthcare) with 20x magnification. Images of each culture well are also taken.



The analysis of the cell bodies of TH positive neurons are performed using Developer software (GE healthcare). A total of 6 data per experimental condition is provided. All values are expressed as mean  $\pm$  s.e. mean. For statistical analyses ANOVA is performed followed by Dunnett's test.

5

## 2. Results

Preliminary results indicate that queueine has a neuroprotective effect on 6-OHDA-induced neurotoxicity.

10

As such, according to **Figure 1** and **Figure 2**, 6-OHDA applied at 20  $\mu$ M for 48h induces a large and significant decrease of TH positive neurons. Application of BDNF (50 ng/mL) 1 day and 6 days before 6-OHDA intoxication displays a protective effect against 6-OHDA injury (\*,  $p < 0.05$ , 80.80% of the control in **Figure 1**, and \*,  $p < 0.05$ , 83.44% of the control in **Figure 2**). These results validate the study.

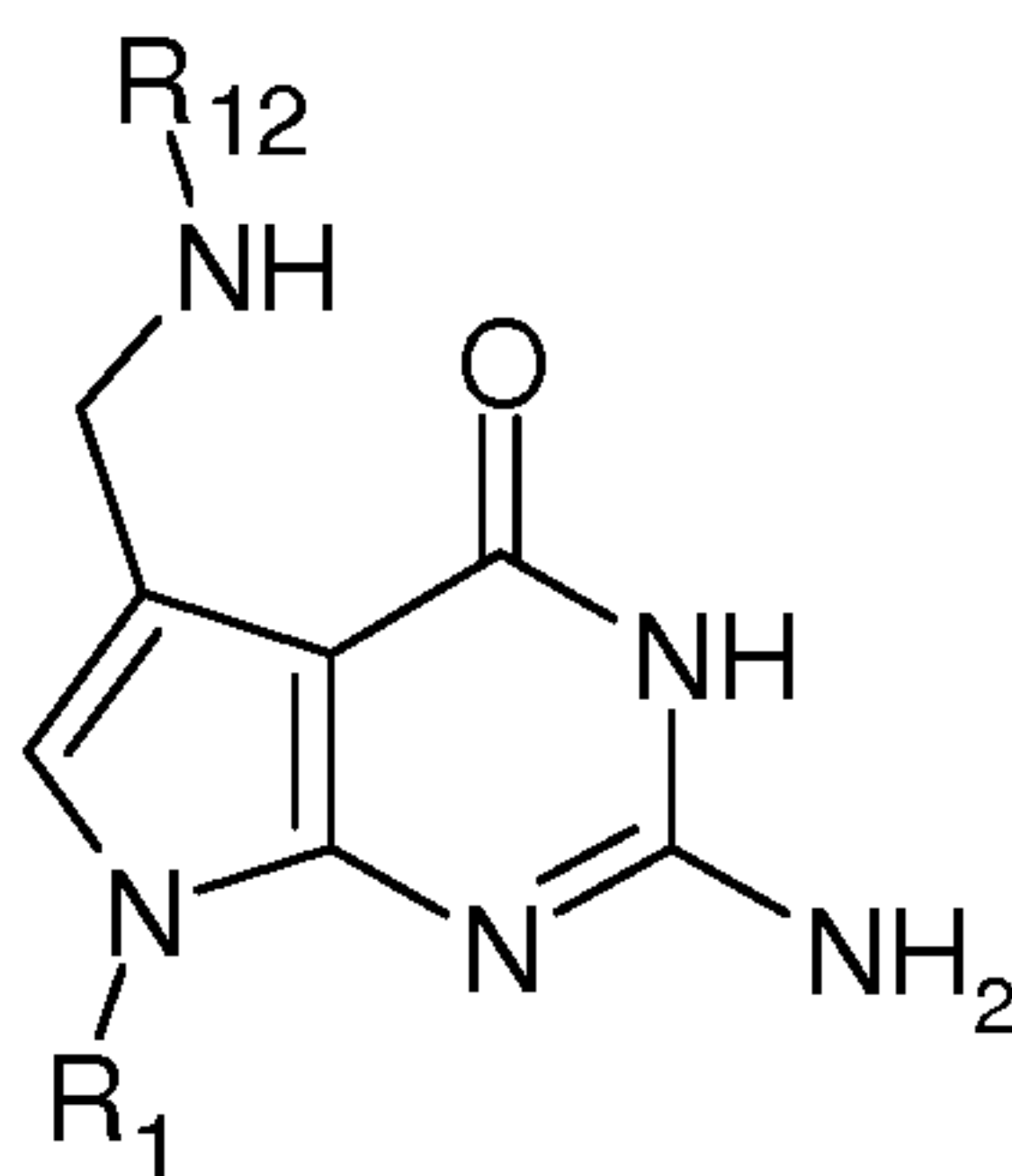
15

Moreover, **Figure 1** shows that queueine at 1  $\mu$ M presents a significant protective effect against 6-OHDA (\*,  $p < 0.05$ , 81.33% of the control) when added 1 day (24 hours) before 6-OHDA intoxication. In addition, **Figure 2** shows that queueine at 0.3  $\mu$ M has a significant protective effect against 6-OHDA intoxication (\*,  $p < 0.05$ , 80.47% of the control) when added 6 days before 6-OHDA intoxication.

20

# Claims

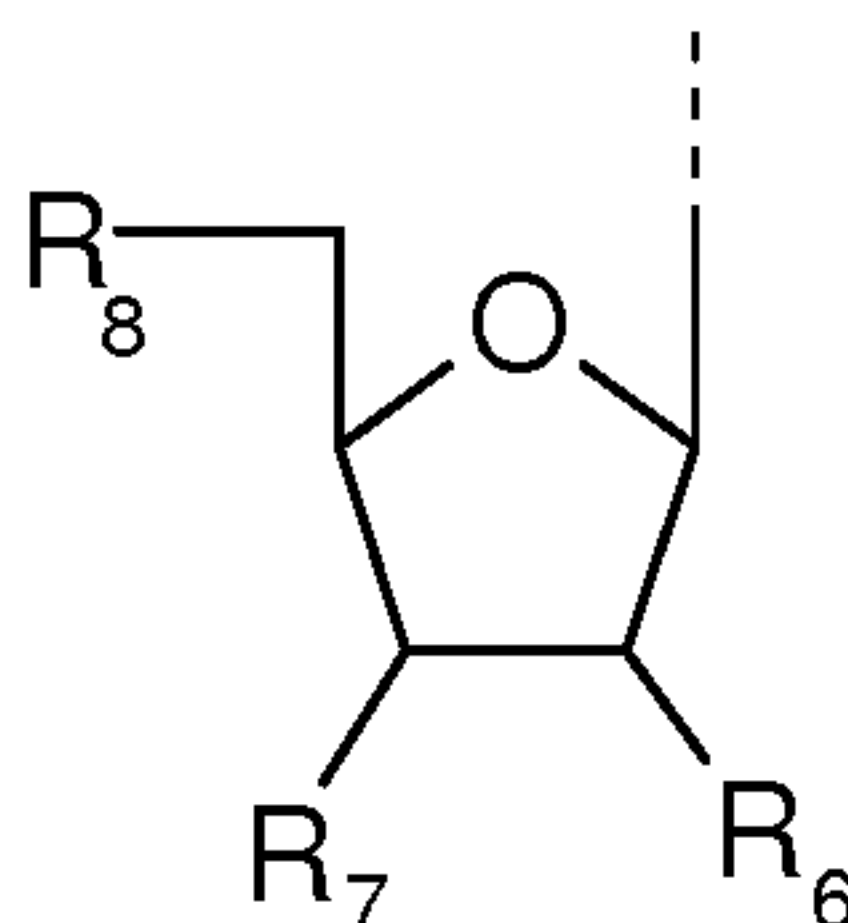
1. A compound of the following formula (A):



(A)

wherein:

- R<sub>1</sub> represents -H or a ribosyl group of the following formula:



wherein:

- R<sub>6</sub> represents -H; -O-R<sub>9</sub> or -O-CO-R<sub>9</sub> wherein R<sub>9</sub> is H, an alkyl group having from 1 to 6 carbon atoms or an aryl group having from 3 to 12 carbon atoms;
- R<sub>7</sub> represents -H; -O-R<sub>10</sub> or -O-CO-R<sub>10</sub> wherein R<sub>10</sub> is H, an alkyl group having from 1 to 6 carbon atoms or an aryl group having from 3 to 12 carbon atoms; a deoxyribonucleic acid group; or a ribonucleic acid group;
- R<sub>8</sub> represents -H; -O-R<sub>11</sub> or -O-CO-R<sub>11</sub> wherein R<sub>11</sub> is H, an alkyl group having from 1 to 20 carbon atoms or an aryl group having from 3 to 20 carbon atoms; a phosphate group; a diphosphate group; a triphosphate group; a deoxyribonucleic acid group; or a ribonucleic acid group;

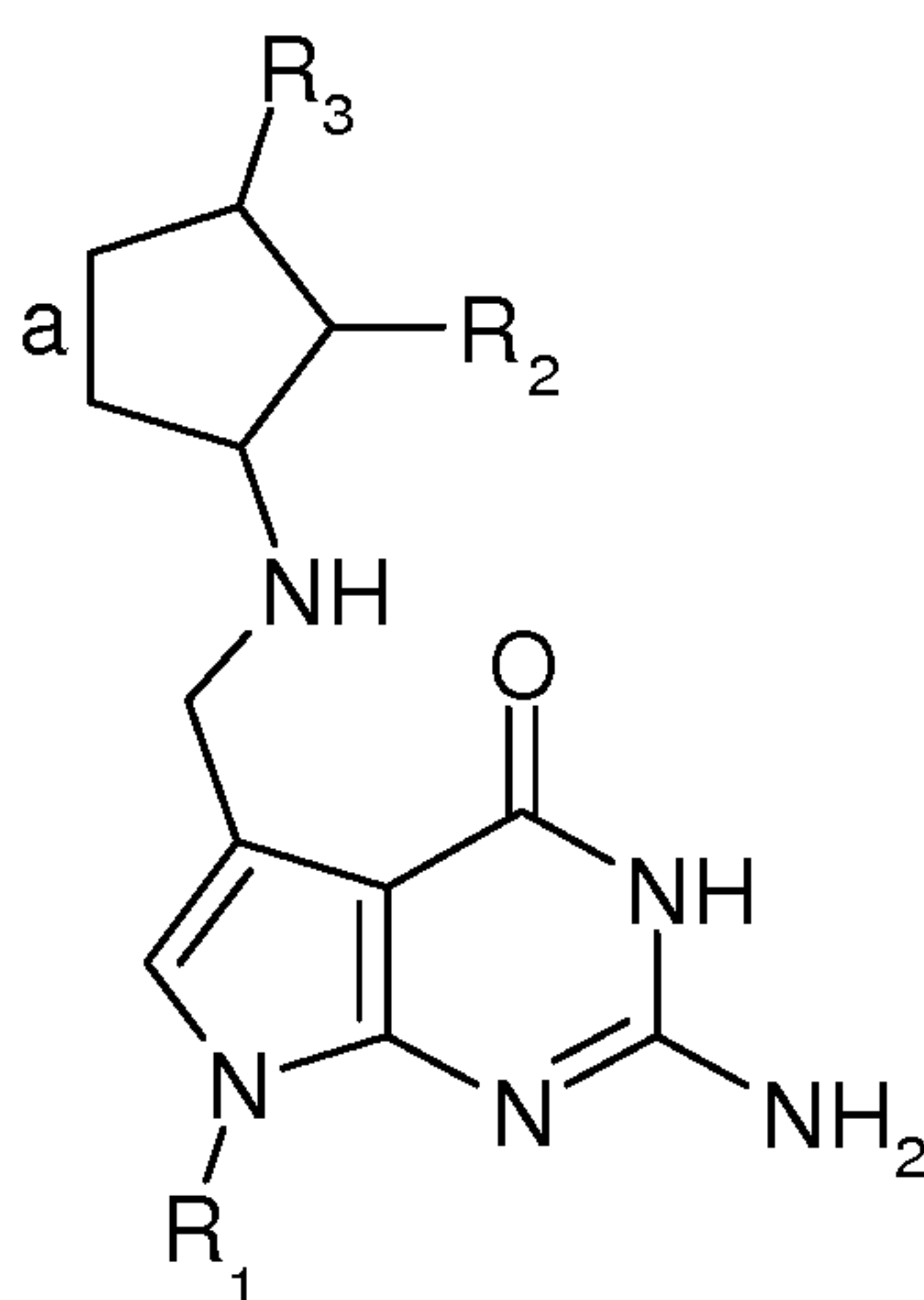
- R<sub>12</sub> represents a saturated or unsaturated alkyl, cycloalkyl, heterocycloalkyl or ether group having from 1 to 20 carbon atoms, optionally substituted by at least one group selected from the group consisting of:

- an alkyl group having from 1 to 20 carbon atoms,
- an aryl or heteroaryl group having from 3 to 20 carbon atoms,
- a cycloalkyl or heterocycloalkyl group having from 3 to 20 carbon atoms,
- a hydroxyl group,
- a carbonyl or carboxyl group having from 1 to 20 carbon atoms,
- an epoxy group,
- an -O-R<sub>4</sub> group wherein R<sub>4</sub> is H, an alkyl group having from 1 to 6 carbon atoms, an aryl group having from 3 to 12 carbon atoms, a glycosyl group or an aminoacyl group,
- an -O-CO-R<sub>5</sub> group wherein R<sub>5</sub> is an alkyl group having from 1 to 6 carbon atoms, an aryl group having from 3 to 12 carbon atoms or a glycosyl group;

or a pharmaceutically acceptable salt or hydrate thereof,

for use in the prevention or treatment of a disease associated with a mitochondrial dysfunction in an individual.

**2.** The compound or pharmaceutically acceptable salt or hydrate thereof for use according to claim 1, wherein the compound of formula (A) is of the following formula (I):



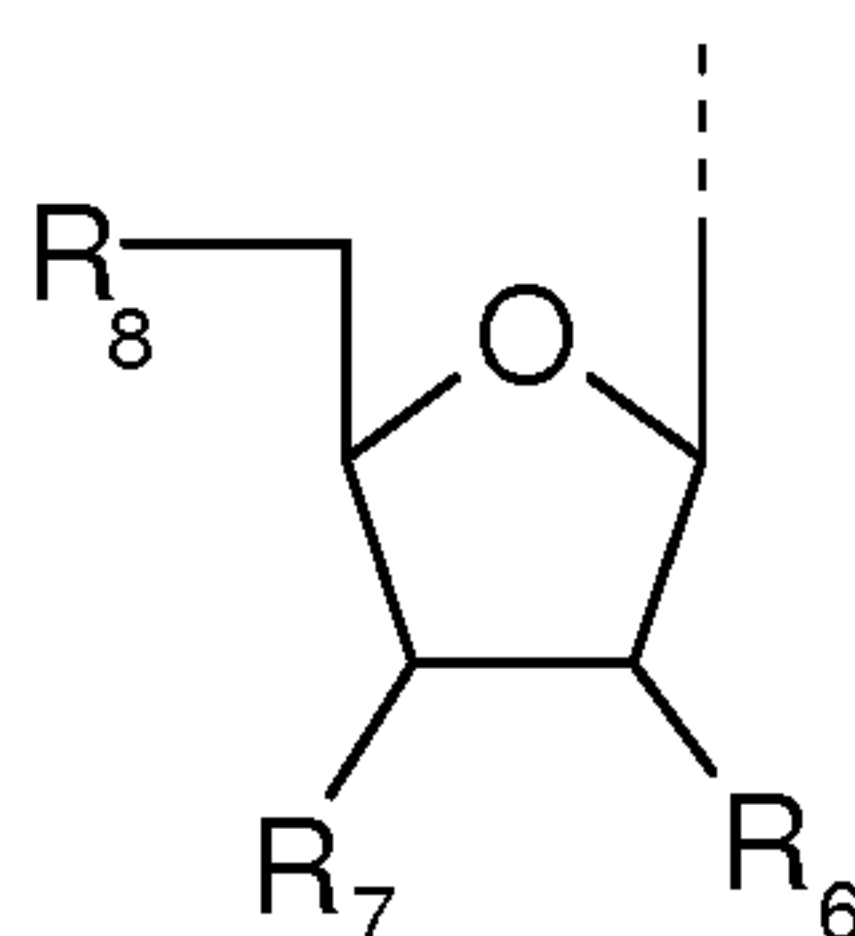
(I)

wherein:

- a represents a double bond or an epoxy group, and



- R<sub>1</sub> represents -H or a ribosyl group of the following formula:



wherein:

- R<sub>6</sub> represents -H; -O-R<sub>9</sub> or -O-CO-R<sub>9</sub> wherein R<sub>9</sub> is H, an alkyl group having from 1 to 6 carbon atoms or an aryl group having from 3 to 12 carbon atoms;
  - R<sub>7</sub> represents -H; -O-R<sub>10</sub> or -O-CO-R<sub>10</sub> wherein R<sub>10</sub> is H, an alkyl group having from 1 to 6 carbon atoms or an aryl group having from 3 to 12 carbon atoms; a deoxyribonucleic acid group; or a ribonucleic acid group;
  - R<sub>8</sub> represents -H; -O-R<sub>11</sub> or -O-CO-R<sub>11</sub> wherein R<sub>11</sub> is H, an alkyl group having from 1 to 20 carbon atoms or an aryl group having from 3 to 20 carbon atoms; a phosphate group; a diphosphate group; a triphosphate group; a deoxyribonucleic acid group; or a ribonucleic acid group;
- R<sub>2</sub> and R<sub>3</sub>, which are identical or different, represent -O-R<sub>4</sub> wherein R<sub>4</sub> is H, an alkyl group having from 1 to 6 carbon atoms, an aryl group having from 3 to 12 carbon atoms, a glycosyl group or an aminoacyl group; or -O-CO-R<sub>5</sub> wherein R<sub>5</sub> is an alkyl group having from 1 to 6 carbon atoms, an aryl group having from 3 to 12 carbon atoms or a glycosyl group.

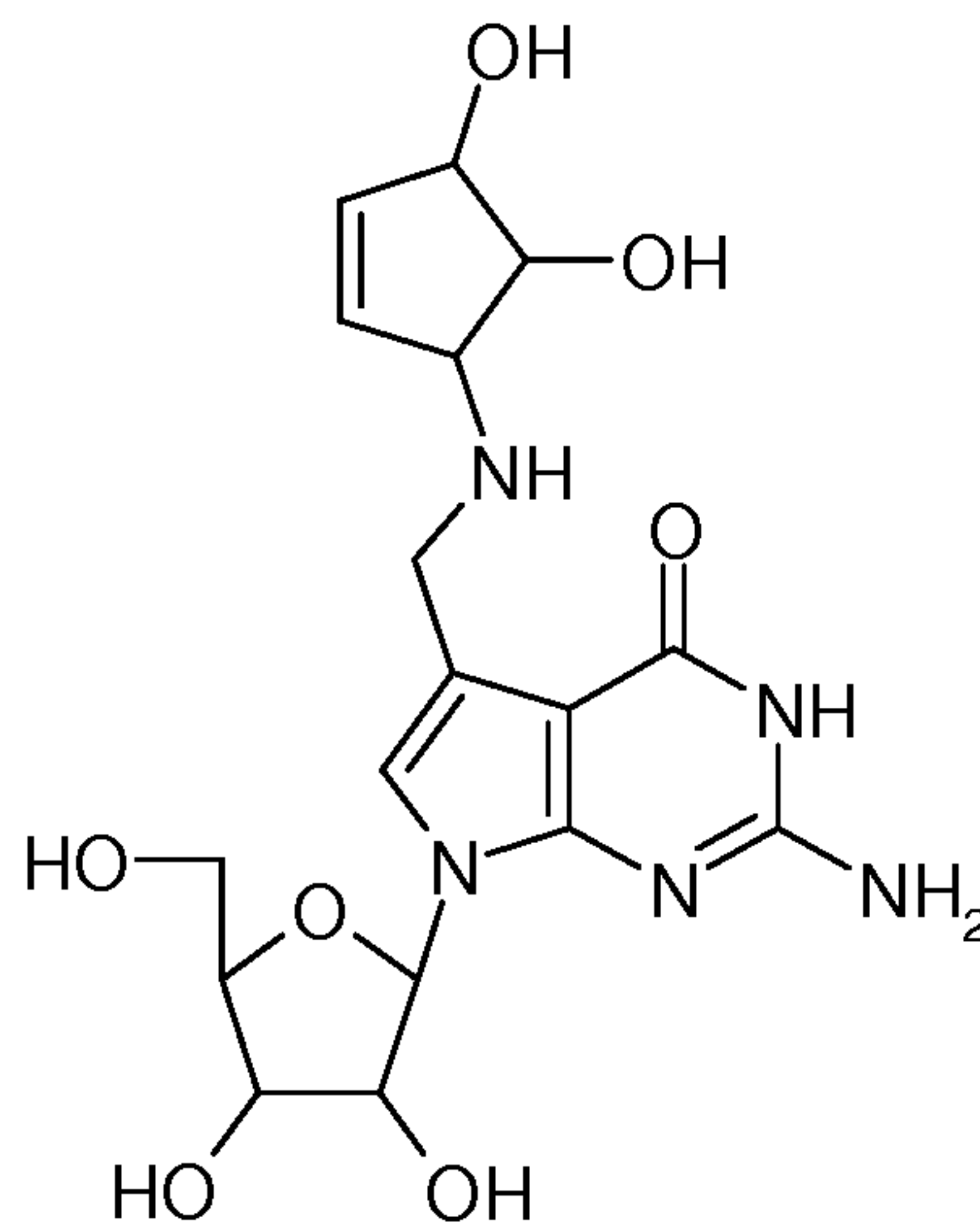
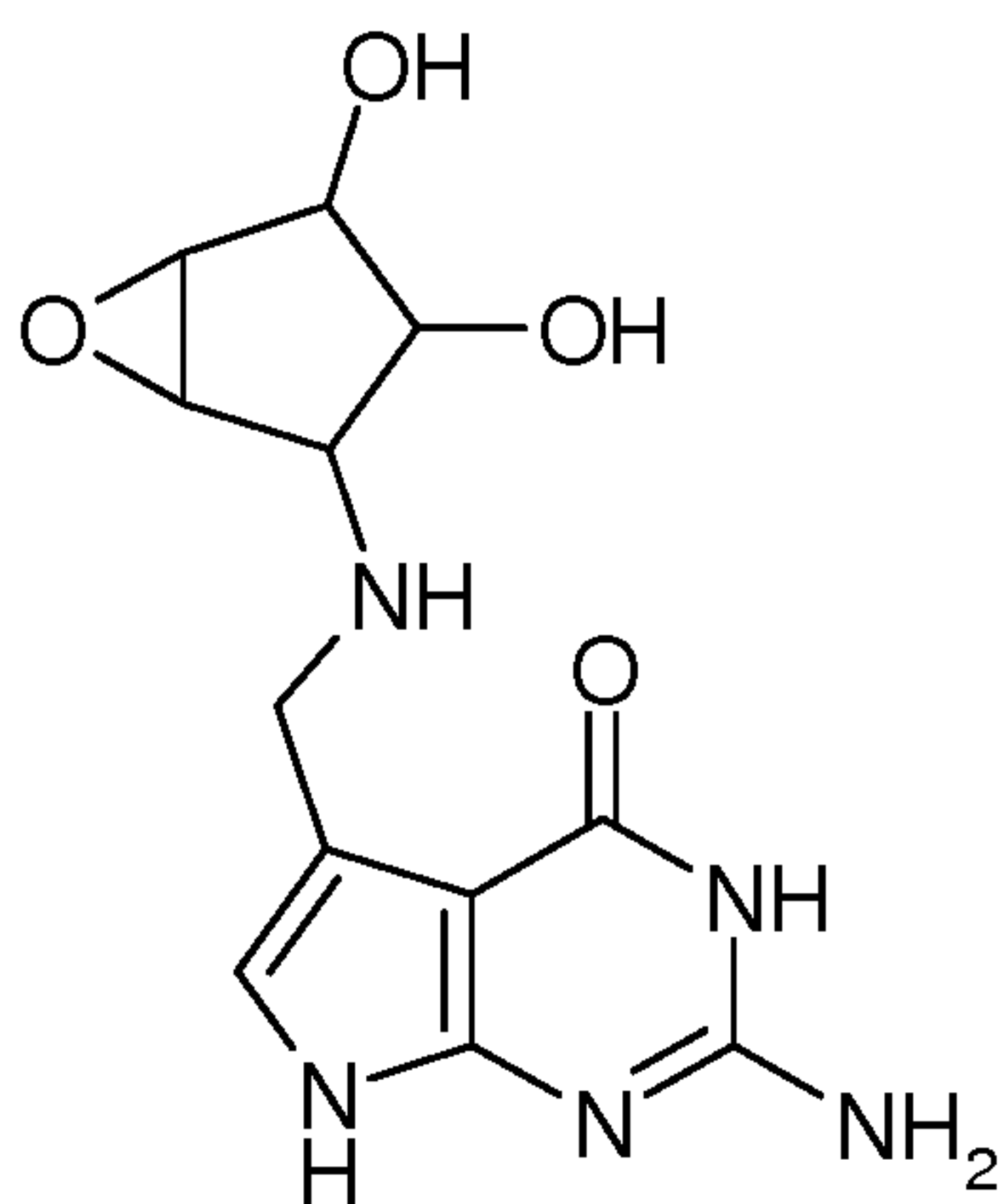
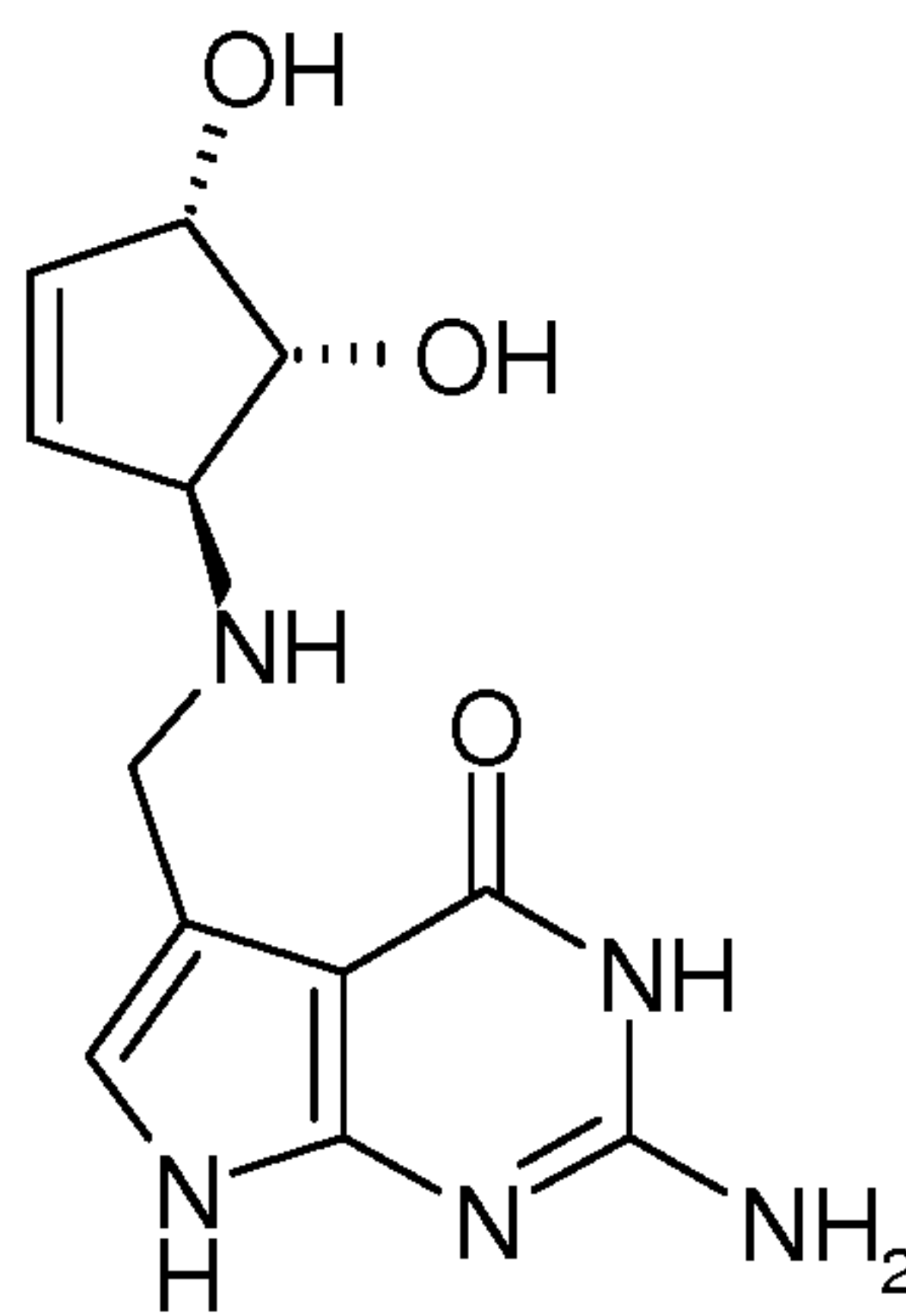
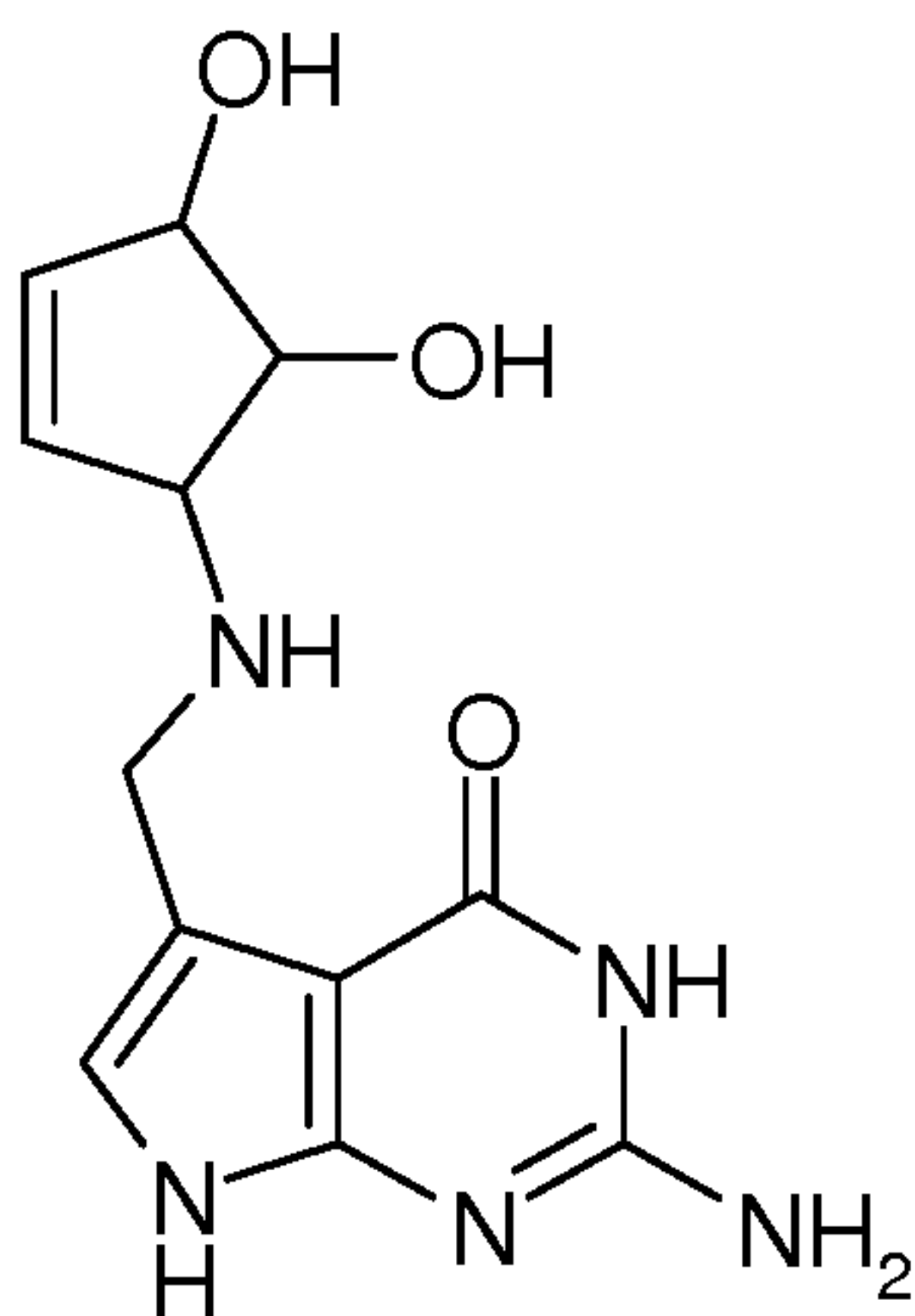
**3.** The compound or pharmaceutically acceptable salt or hydrate thereof for use according to claim 1 or 2, wherein:

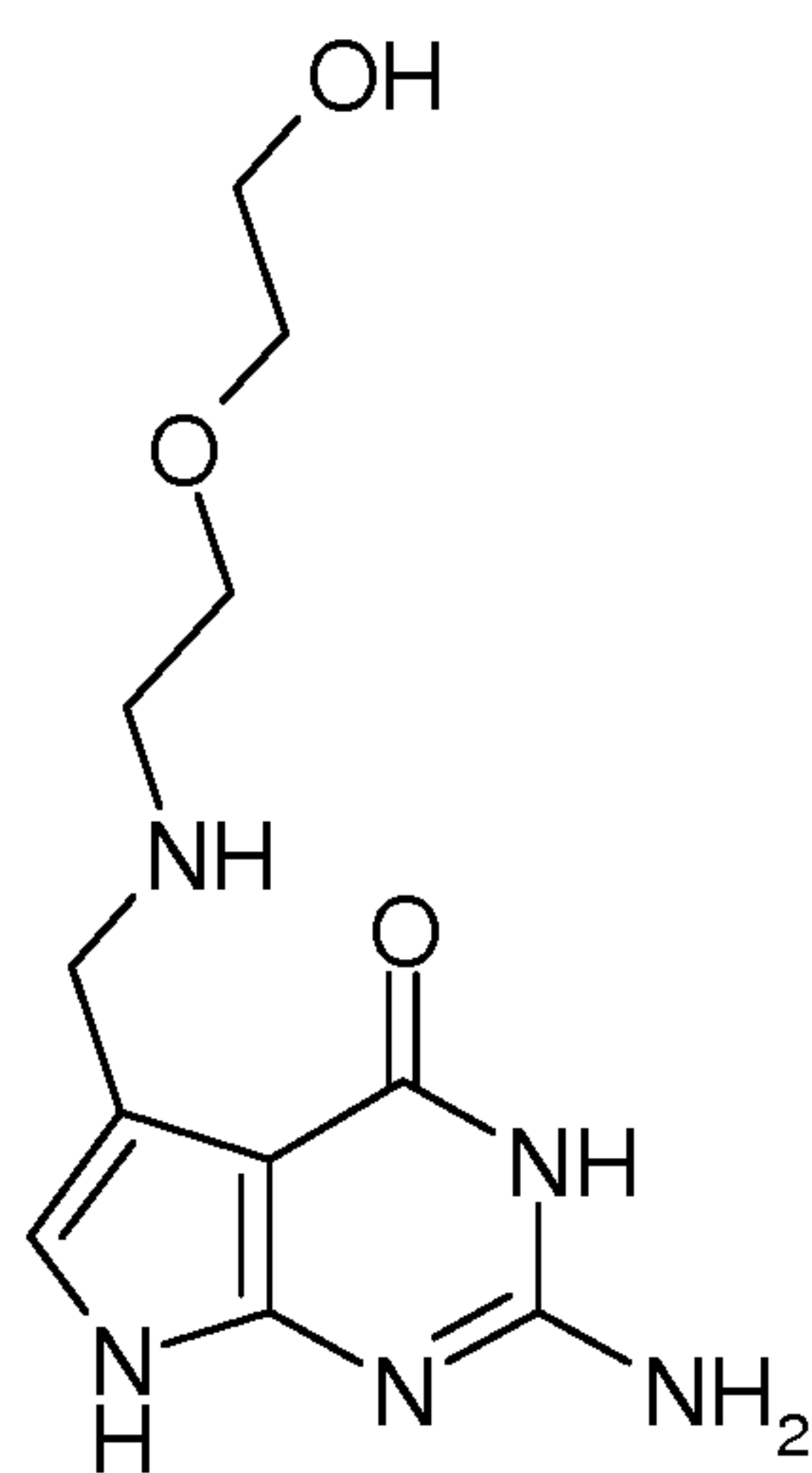
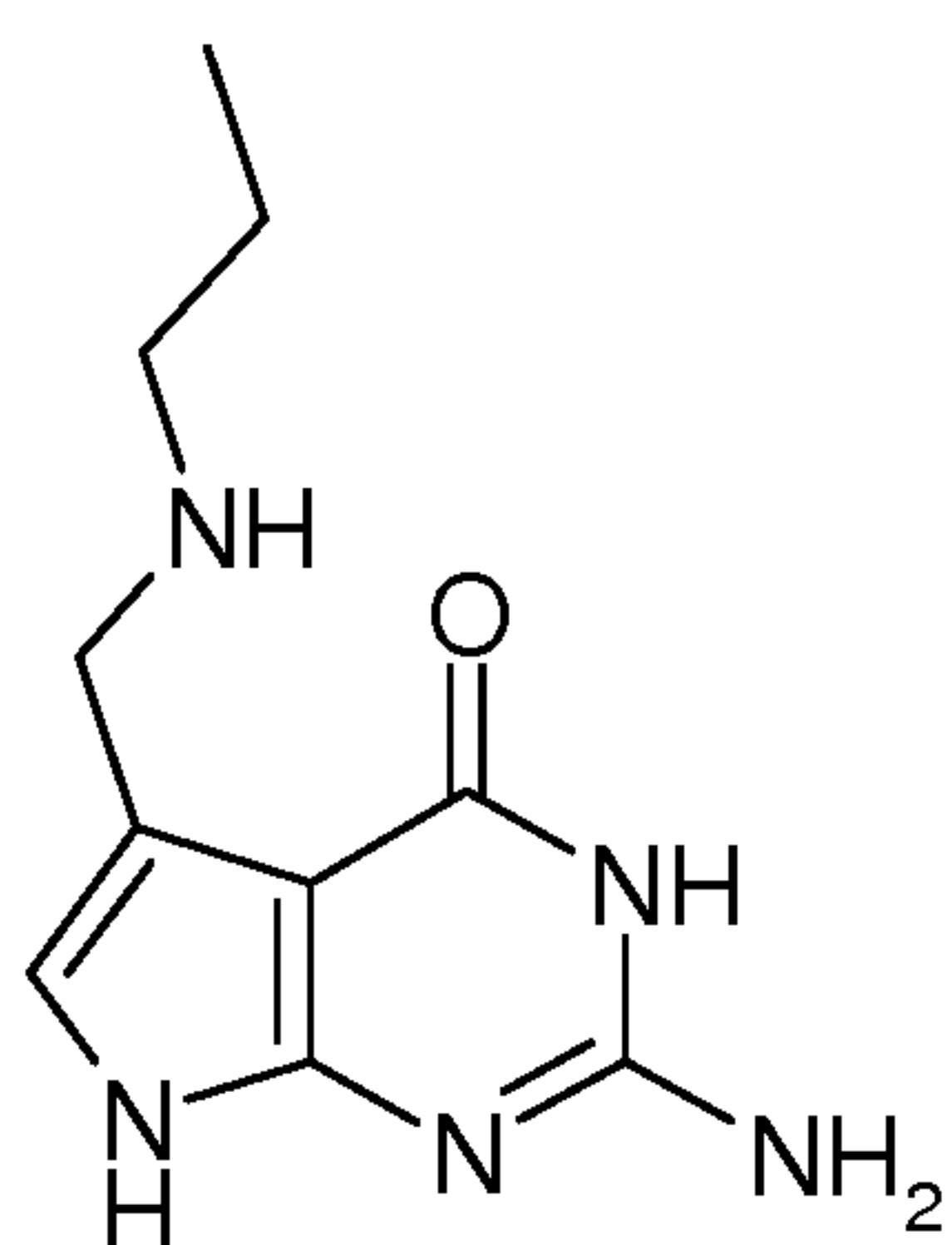
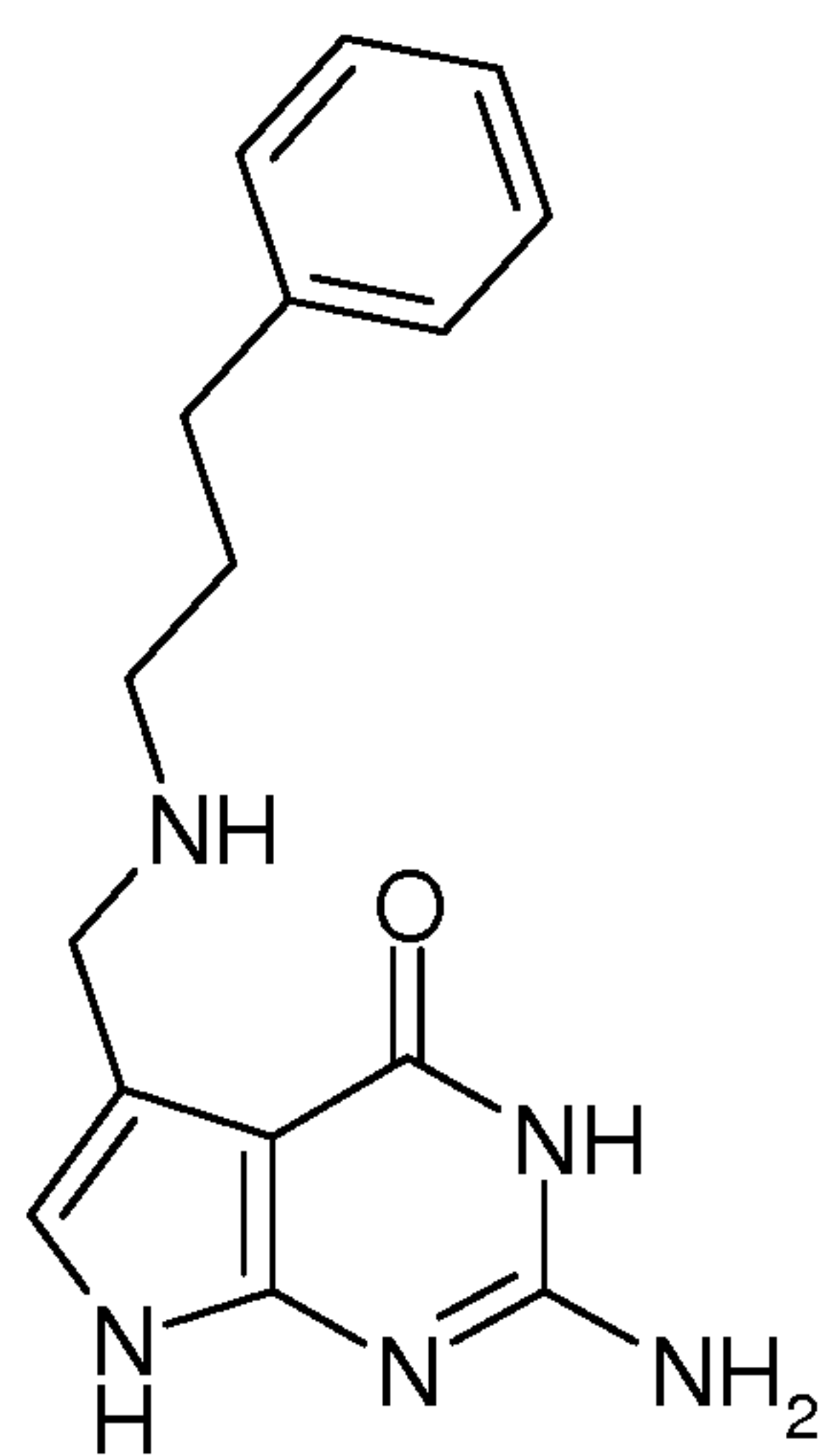
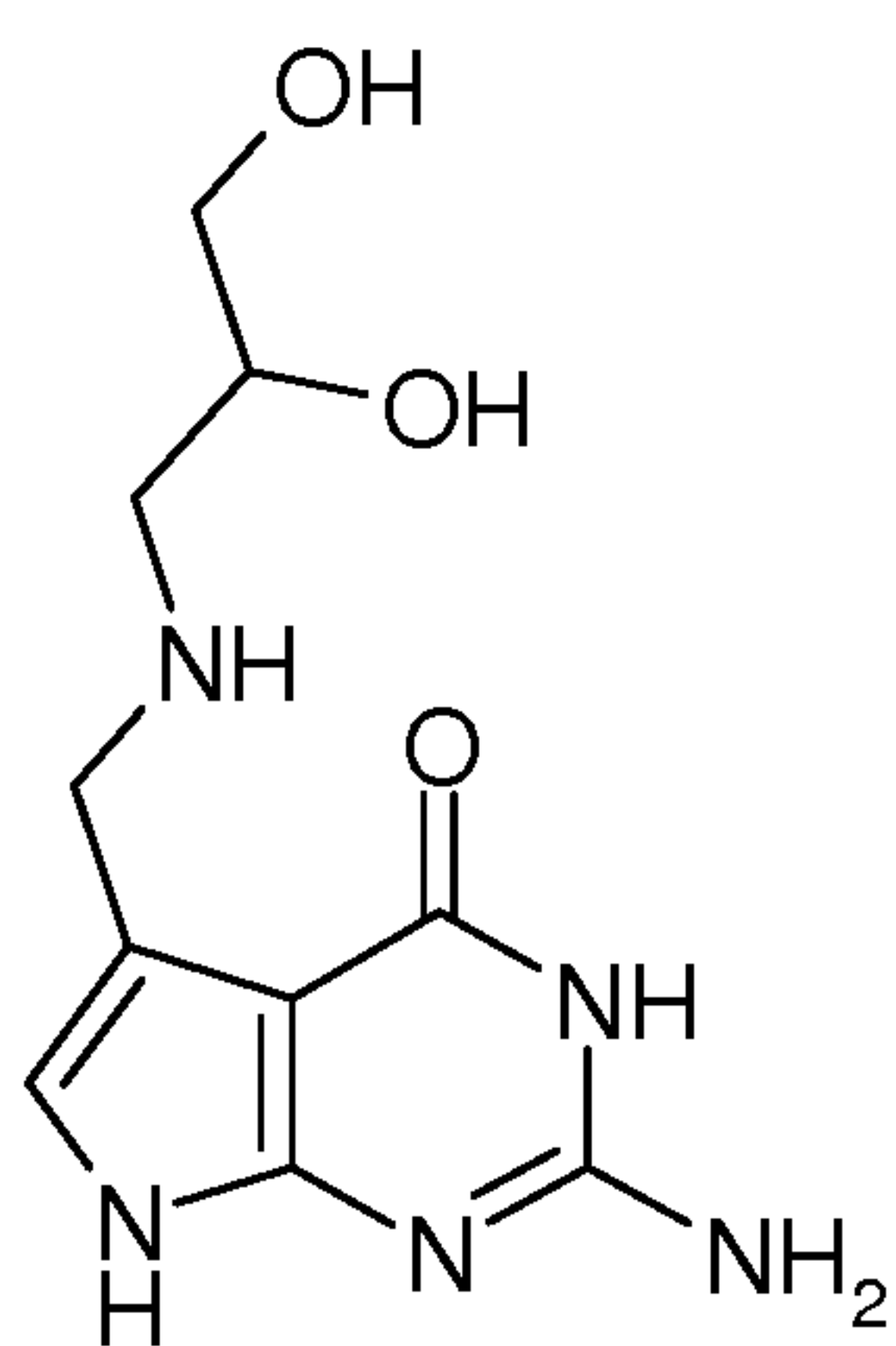
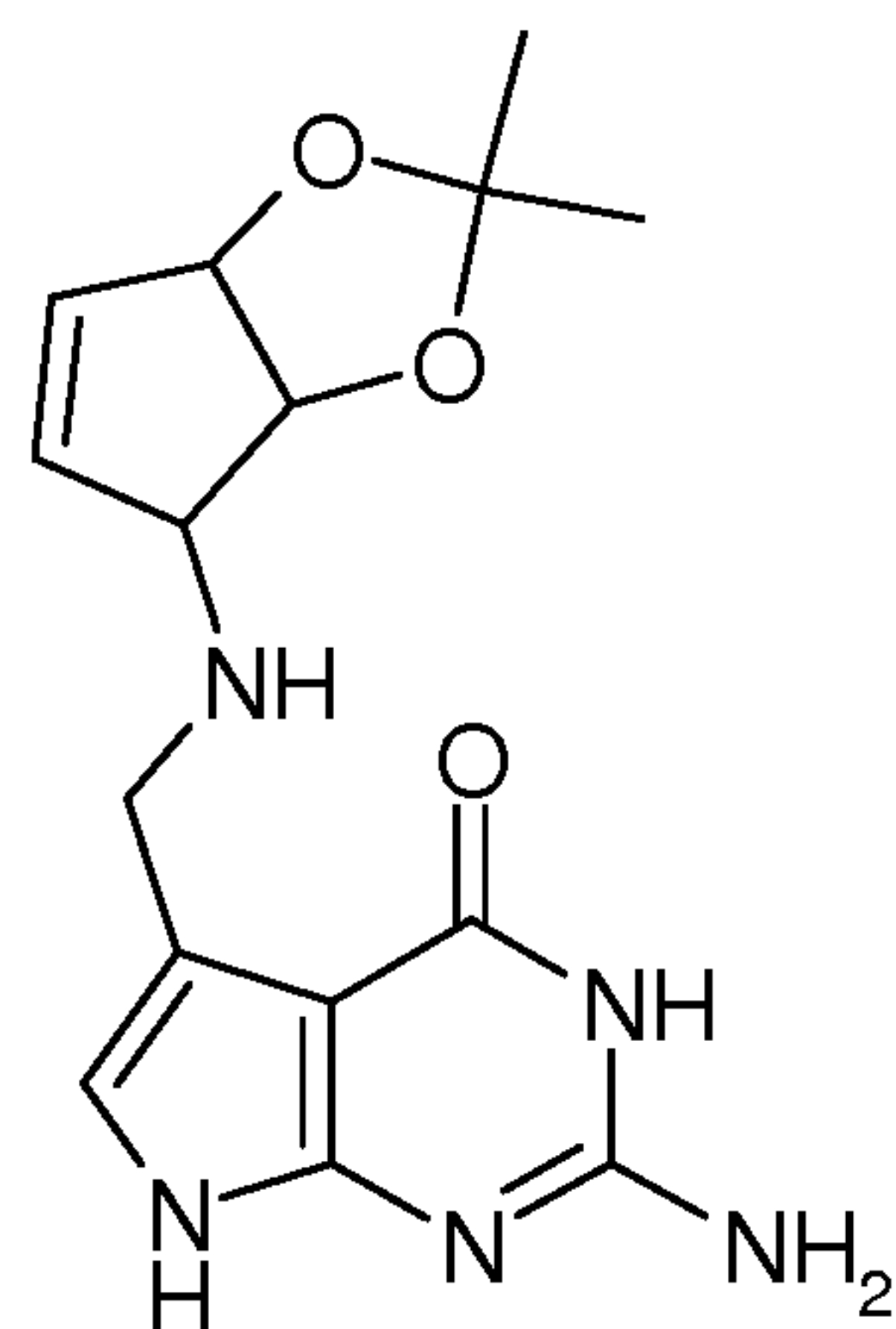
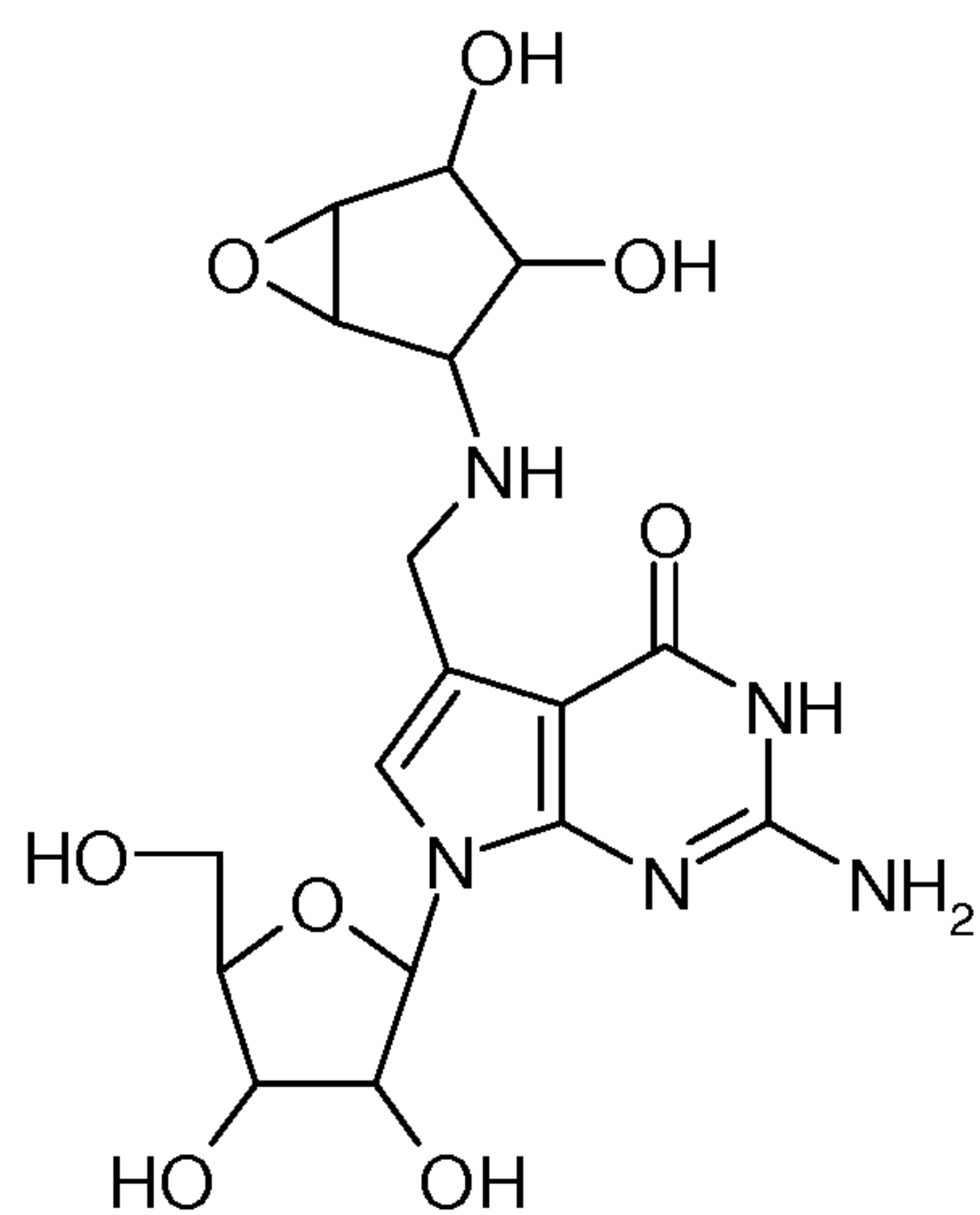
- R<sub>2</sub> and R<sub>3</sub>, which are identical or different, represent -OH, a -O-mannosyl group, a -O-galactosyl group or a -O-glutamyl group;
- R<sub>6</sub> represents -OH;
- R<sub>7</sub> and R<sub>8</sub>, which are identical or different, represent -OH or a ribonucleic acid group.

**4.** The compound or pharmaceutically acceptable salt or hydrate thereof for use according to any one of claims 1 to 3, wherein the compound is selected from the group consisting of queuine, ent-queuine, queuosine, epoxyqueuine,

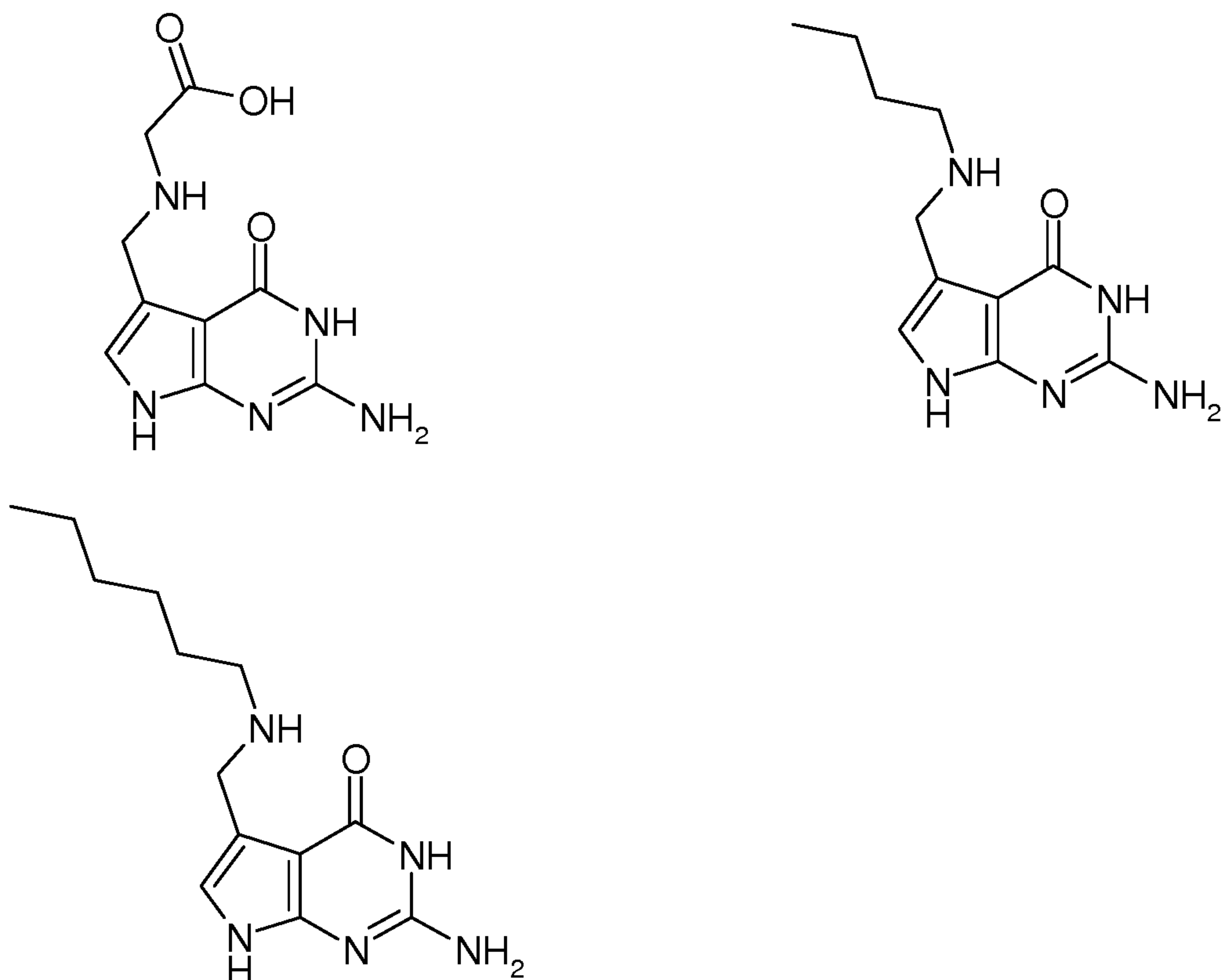
epoxyqueuosine, mannosyl-queuine, galactosyl-queuine, glutamyl-queuine, galactosyl-queuosine, mannosyl-queuosine, glutamyl-queuosine, queuine-tRNA and epoxyqueuine-tRNA.

- 5 **5.** The compound or pharmaceutically acceptable salt or hydrate thereof for use according to any one of claims 1 to 4, wherein the compound is selected from the group consisting of the compounds of the following formulae:









6. The compound or pharmaceutically acceptable salt or hydrate thereof for use according to any one of claims 1 to 5, wherein the disease associated with a  
5 mitochondrial dysfunction is a neurodegenerative disease associated with a mitochondrial dysfunction.

7. The compound or pharmaceutically acceptable salt or hydrate thereof for use according to any one of claims 1 to 6, wherein the disease associated with a  
10 mitochondrial dysfunction is Parkinson's disease.

8. The compound or pharmaceutically acceptable salt or hydrate thereof for use according to any one of claims 1 to 7, for an administration with a dosage regimen of from 0.01 to 40 mg/kg/d.

15

9. The compound or pharmaceutically acceptable salt or hydrate thereof for use according to any one of claims 1 to 8, in a form suitable for an administration by the oral route, the intradermal route, the intravenous route, the intramuscular route or the subcutaneous route.

**10.** The compound or pharmaceutically acceptable salt or hydrate thereof for use according to any one of claims 1 to 9, in combination with at least one additional compound useful for the prevention or treatment of a disease associated with a mitochondrial dysfunction.

**11.** A pharmaceutical composition comprising as active substance a compound of formula (A) or a pharmaceutically acceptable salt or hydrate thereof as defined in any one of claims 1 to 5, optionally in association with at least one pharmaceutically acceptable excipient or vehicle, for use in the prevention or treatment of a disease associated with a mitochondrial dysfunction according to claim 1, 6 or 7 in an individual.

**12.** A pharmaceutical composition comprising as active substance a compound of formula (A) or a pharmaceutically acceptable salt or hydrate thereof as defined in any one of claims 1 to 5, further comprising at least one additional compound useful for the prevention or treatment of a disease associated with a mitochondrial dysfunction, optionally in association with at least one pharmaceutically acceptable excipient or vehicle.

**13.** The pharmaceutical composition according to claim 12, for use in the prevention or treatment of a disease associated with a mitochondrial dysfunction according to claim 1, 6 or 7 in an individual.

**14.** Products comprising:

- a compound of formula (A) as defined in any one of claims 1 to 5,
  - at least one additional compound useful for the prevention or treatment of a disease associated with a mitochondrial dysfunction,
- as a combined preparation for simultaneous, separated or sequential use in the prevention or treatment of a disease associated with a mitochondrial dysfunction according to claim 1, 6 or 7 in an individual.

**15.** A dietary supplement comprising a compound of formula (A) as defined in any one claims 1 to 5, for use for reducing the risk of a disease associated with a mitochondrial dysfunction according to claim 1, 6 or 7 in an individual.

- 5 **16.** The dietary supplement according to claim 15, comprising additional compounds selected from the group consisting of vitamins, minerals, fatty acids, amino acids and antioxidants.



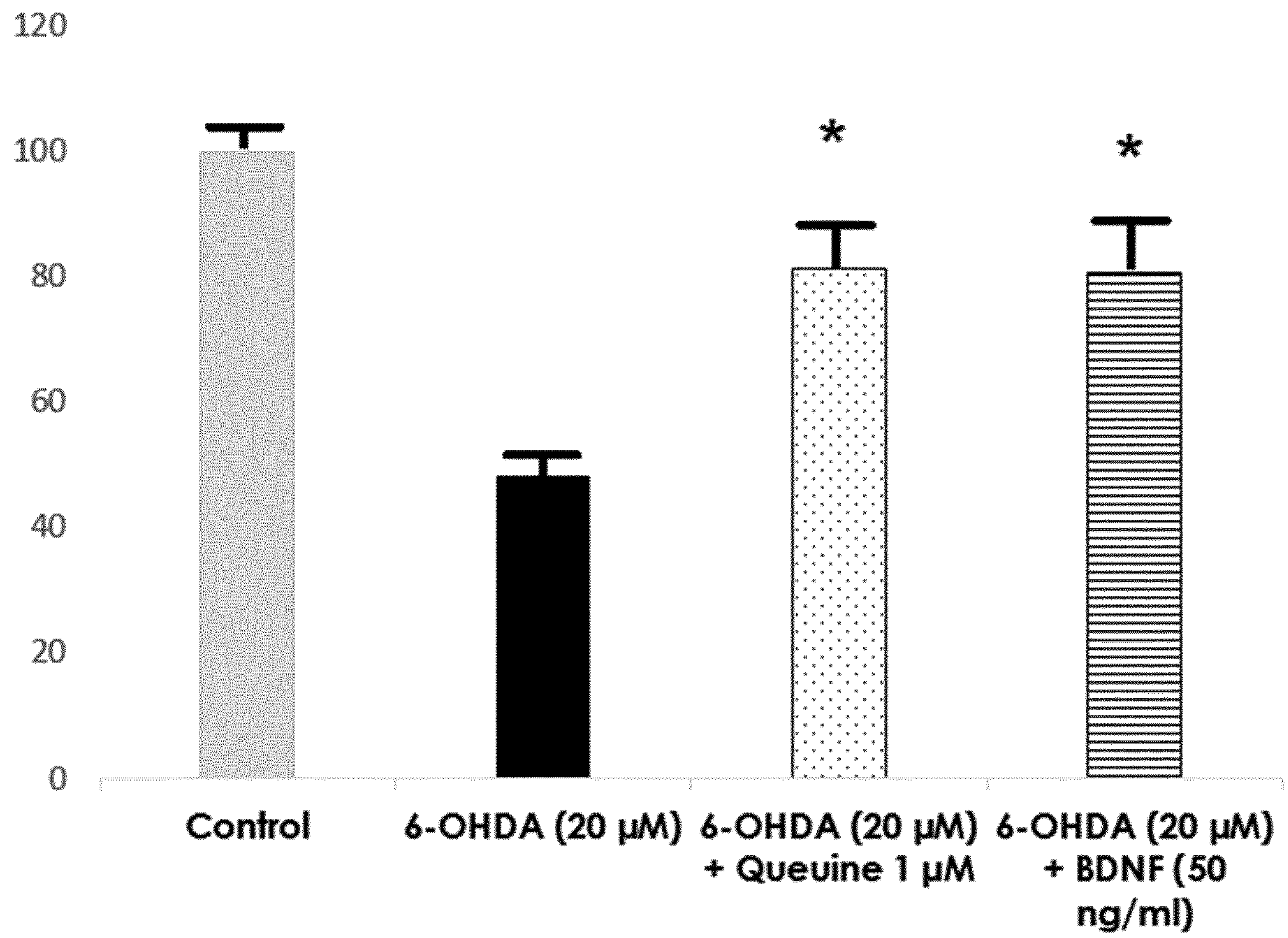


Figure 1

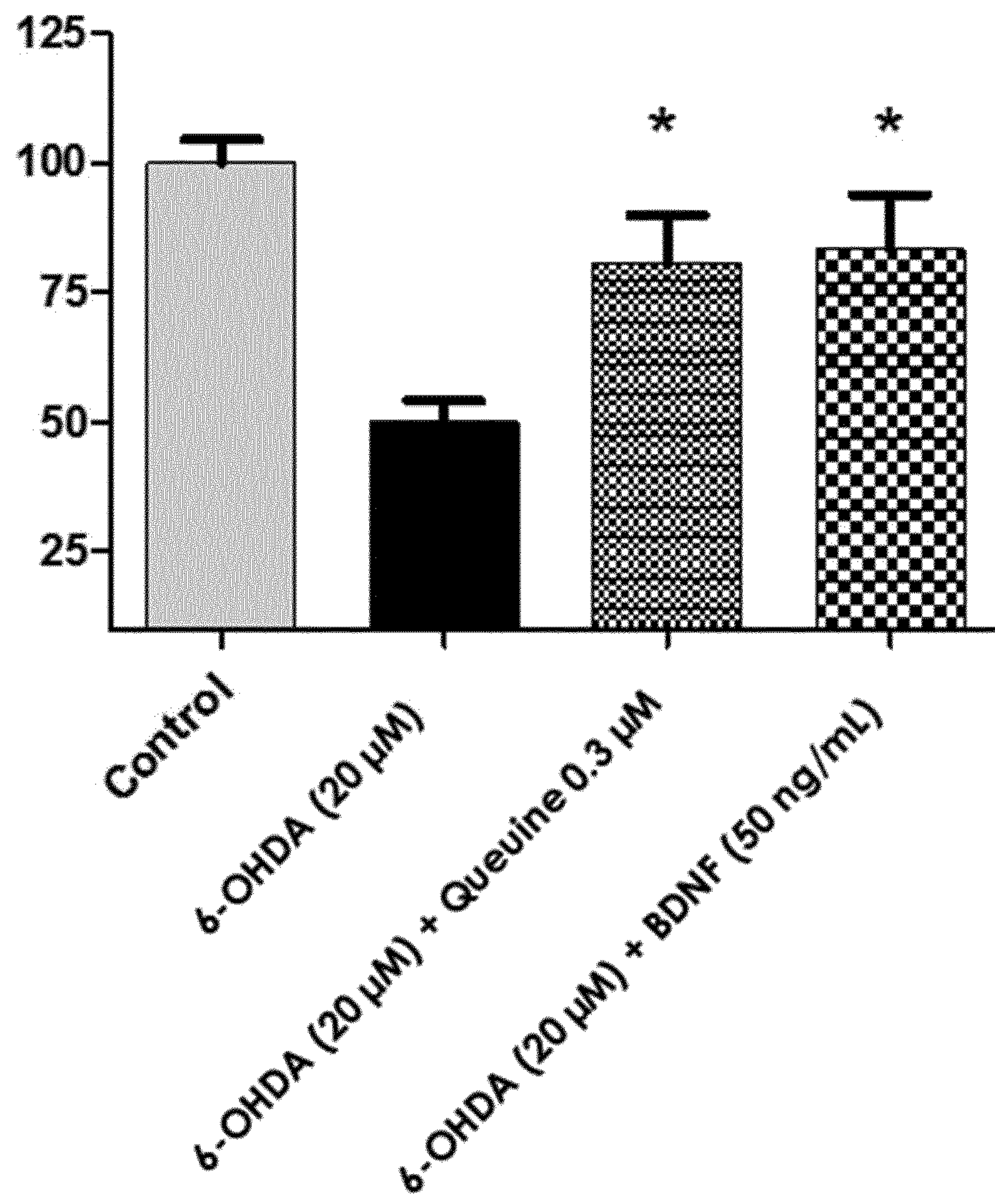
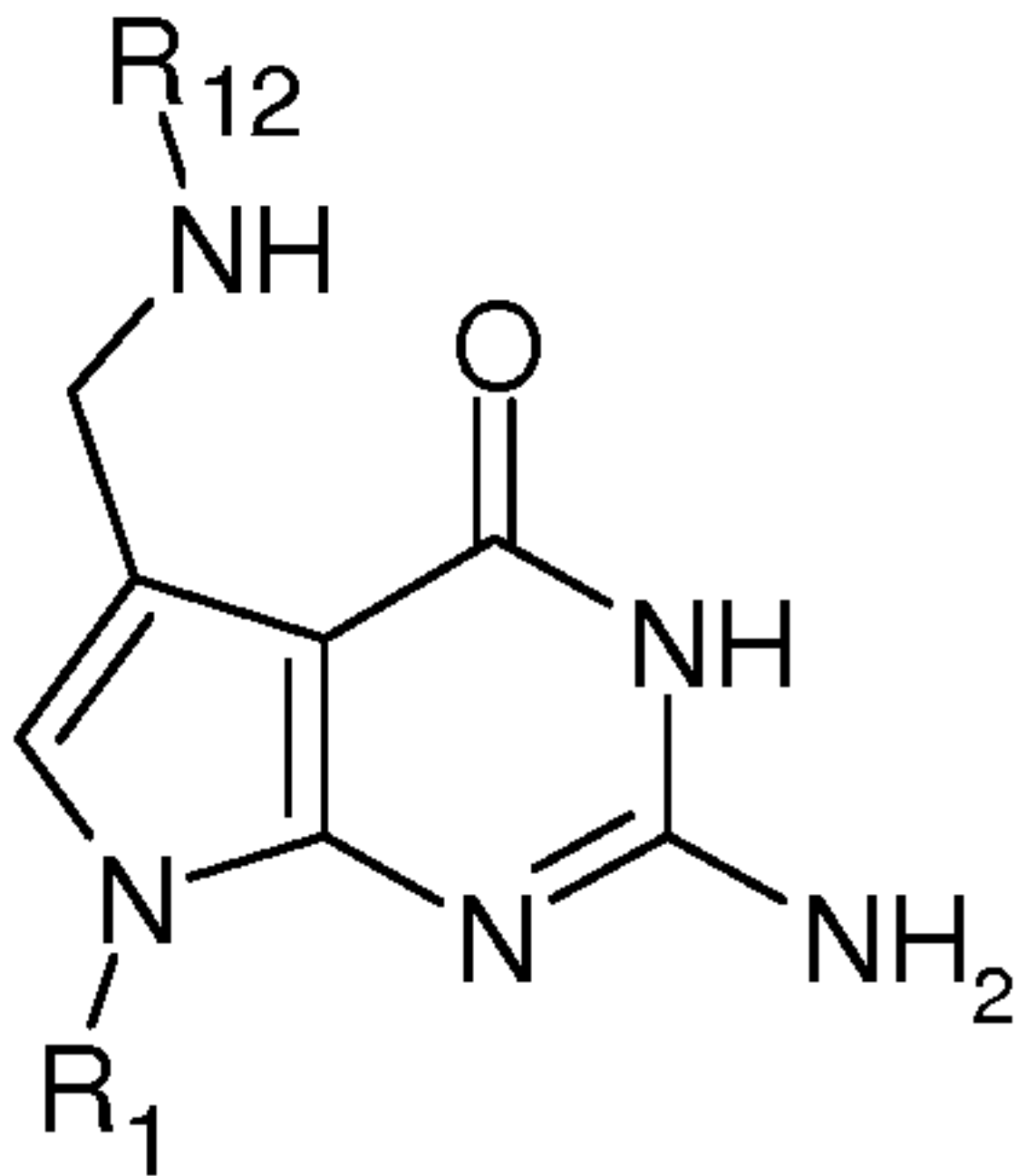


Figure 2



(A)