



US 20050113398A1

(19) **United States**

(12) **Patent Application Publication**  
**Argade et al.**

(10) **Pub. No.: US 2005/0113398 A1**

(43) **Pub. Date: May 26, 2005**

(54) **2,4-PYRIMIDINEDIAMINE COMPOUNDS  
AND USES AS ANTI-PROLIFERATIVE  
AGENTS**

(76) Inventors: **Ankush Argade**, Foster City, CA (US);  
**Rajinder Singh**, Belmont, CA (US);  
**Hui Li**, Millbrae, CA (US); **David**  
**Carroll**, San Francisco, CA (US);  
**Susan Catalano**, Hayward, CA (US)

Correspondence Address:

**DORSEY & WHITNEY LLP**  
**INTELLECTUAL PROPERTY DEPARTMENT**  
**4 EMBARCADERO CENTER**  
**SUITE 3400**  
**SAN FRANCISCO, CA 94111 (US)**

(21) Appl. No.: **10/913,270**

(22) Filed: **Aug. 6, 2004**

**Related U.S. Application Data**

(60) Provisional application No. 60/494,008, filed on Aug.  
7, 2003. Provisional application No. 60/572,534, filed  
on May 18, 2004.

**Publication Classification**

(51) **Int. Cl.<sup>7</sup> ..... A61K 31/505; A61K 31/506**  
(52) **U.S. Cl. .... 514/275**

(57) **ABSTRACT**

The present invention provides 2,4-pyrimidinediamine com-  
pounds having antiproliferative activity, compositions com-  
prising the compounds and methods of using the compounds  
to inhibit cellular proliferation and to treat proliferative  
diseases such as tumorigenic cancers.

## 2,4-PYRIMIDINEDIAMINE COMPOUNDS AND USES AS ANTI-PROLIFERATIVE AGENTS

### 1. CROSS-REFERENCE TO RELATED APPLICATIONS

[0001] This application claims benefit of priority under 35 U.S.C. § 119(e) to provisional application Ser. No. 60/494,008, filed Aug. 7, 2003 and provisional application Ser. No. 60/572,534, filed May 18, 2004.

### 2. FIELD

[0002] The present invention relates to 2,4 pyrimidinediamine compounds that exhibit antiproliferative activity, prodrugs of the compounds, intermediates and methods of synthesis for making the compounds and/or prodrugs, pharmaceutical compositions comprising the compounds and the use of the compounds in a variety of contexts, including for the treatment of proliferative disorders, such as, for example, tumors and cancers.

### 3. BACKGROUND

[0003] Cancer is a group of varied diseases characterized by uncontrolled growth and spread of abnormal cells. Generally, all types of cancers involve some abnormality in the control of cell growth and division. The pathways regulating cell division and/or cellular communication become altered in cancer cells such that the effects of these regulatory mechanisms in controlling and limiting cell growth fails or is bypassed. Through successive rounds of mutation and natural selection, a group of abnormal cells, generally originating from a single mutant cell, accumulates additional mutations that provide selective growth advantage over other cells, and thus evolves into a cell type that predominates in the cell mass. This process of mutation and natural selection is enhanced by genetic instability displayed by many types of cancer cells, an instability which is gained either from somatic mutations or by inheritance from the germ line. The enhanced mutability of cancerous cells increases the probability of their progression towards formation of malignant cells. As the cancer cells further evolve, some become locally invasive and then metastasize to colonize tissues other than the cancer cell's tissue of origin. This property along with the heterogeneity of the tumor cell population makes cancer a particularly difficult disease to treat and eradicate.

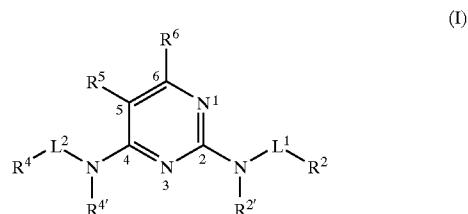
[0004] Traditional cancer treatments take advantage of the higher proliferative capacity of cancer cells and their increased sensitivity to DNA damage. Ionizing radiation, including  $\gamma$ -rays and x-rays, and cytotoxic agents, such as bleomycin, cis-platin, vinblastine, cyclophosphamide, 5'-fluorouracil, and methotrexate rely upon a generalized damage to DNA and destabilization of chromosomal structure which eventually lead to destruction of cancer cells. These treatments are particularly effective for those types of cancers that have defects in cell cycle checkpoint, which limits the ability of these cells to repair damaged DNA before undergoing cell division. The non-selective nature of these treatments, however, often results in severe and debilitating side effects. The systemic use of these drugs may result in damage to normally healthy organs and tissues, and compromise the long term health of the patient.

[0005] Although more selective chemotherapeutic treatments have been developed based on knowledge of how

cancer cells develop, for example, the anti-estrogen compound tamoxifen, the effectiveness of all chemotherapeutic treatments are subject to development of resistance to the drugs. In particular, the increased expression of cell membrane bound transporters, such as Mdr1, produces a multi-drug resistance phenotype characterized by increased efflux of drugs from the cell. These types of adaptation by cancer cells severely limit the effectiveness of certain classes of chemotherapeutic agents. Consequently, identification of other chemotherapeutic agents is critical for establishing therapies effective for attacking the heterogeneous nature of proliferative disease and for overcoming any resistance that may develop over the course of therapy with other compounds. Moreover, use of combinations of chemotherapeutic agents with differing properties and cellular targets increases the effectiveness of chemotherapy and limits the generation of drug resistance.

### 4. SUMMARY

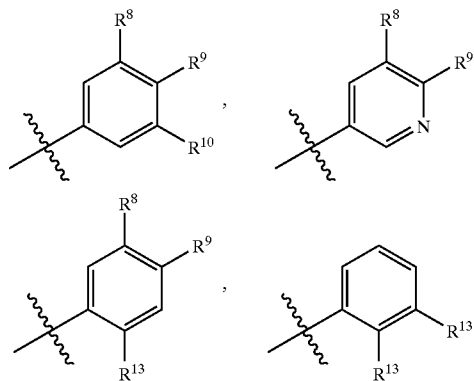
[0006] In one aspect, the present invention provides 2,4-pyrimidinediamine compounds that exhibit antiproliferative activity against a variety of different cell types, including a variety of different types of tumor cells. The compounds are generally 2,4-pyrimidinediamine compounds according to structural formula (I):

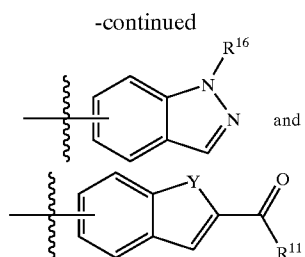


[0007] including salts, hydrates, solvates and N-oxides thereof, wherein:

[0008]  $L^1$  and  $L^2$  are each, independently of one another, selected from a lower alkylidyl linker, a lower alkylene linker and a covalent bond;

[0009]  $R^2$  is selected from the group consisting of lower alkyl optionally substituted with an  $R^b$  group,



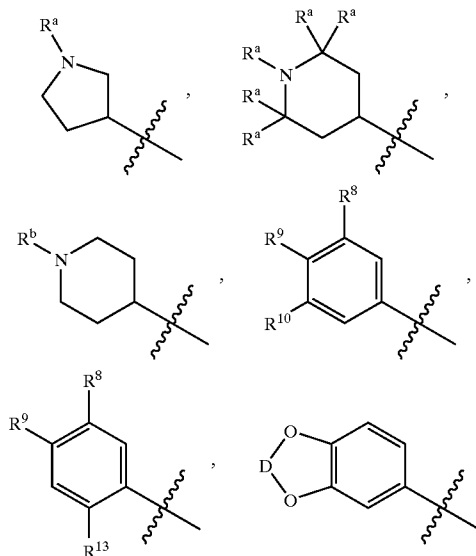


[0010] where Y is NH, O or CH<sub>2</sub>;

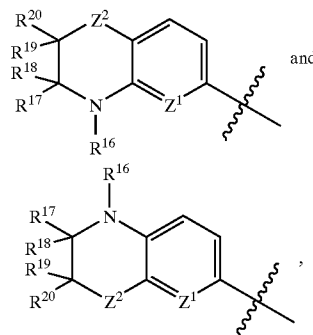
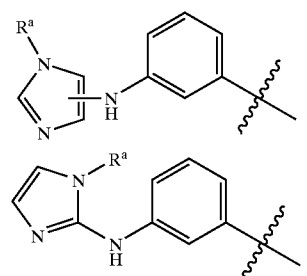
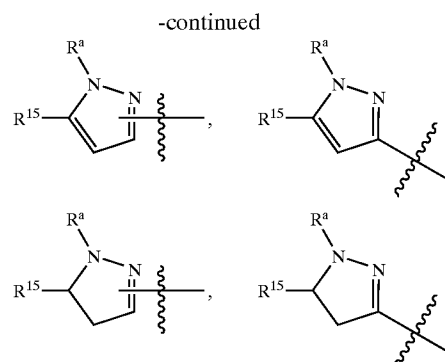
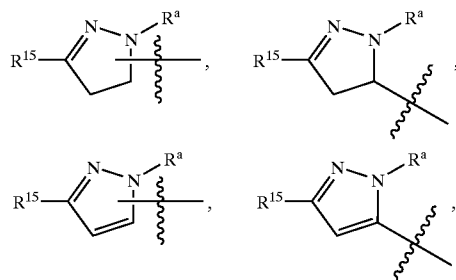
[0011] R<sup>2'</sup> is hydrogen, methyl or lower alkyl;

[0012] R<sup>4'</sup> is hydrogen, methyl or lower alkyl;

[0013] R<sup>4</sup> is selected from the group consisting of lower alkyl optionally monosubstituted with an R<sup>a</sup> or R<sup>b</sup> group, lower cycloalkyl optionally monosubstituted with an R<sup>a</sup> or R<sup>b</sup> group, lower cycloheteroalkyl optionally substituted at one or more ring carbon and/or heteroatoms with an R<sup>a</sup> or R<sup>b</sup> group, —(CR<sup>a</sup>R<sup>a</sup>)<sub>n</sub>—R<sup>b</sup>,



[0014] where D is —(CR<sup>7</sup>R<sup>7</sup>)<sub>m</sub>—,



[0015] where Z<sup>1</sup> is N or CH and Z<sup>2</sup> is O, S, NH, S(O) or S(O)<sub>2</sub>;

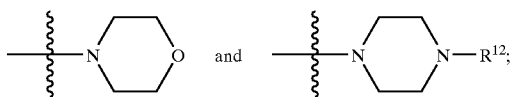
[0016] R<sup>5</sup> is selected from the group consisting of halo, fluoro and —CF<sub>3</sub>;

[0017] R<sup>6</sup> is hydrogen;

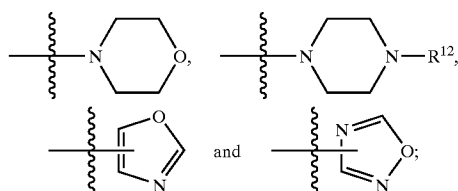
[0018] each R<sup>7</sup> is independently selected from the group consisting of hydrogen, methyl, lower alkyl and halo;

[0019] each R<sup>8</sup> is independently selected from the group consisting of hydrogen, lower alkyl, —(CH<sub>2</sub>)<sub>n</sub>—OH, —OR<sup>a</sup>, —(CH<sub>2</sub>)<sub>n</sub>—NR<sup>c</sup>R<sup>c</sup>, —O(CH<sub>2</sub>)<sub>n</sub>—R<sup>a</sup>, —O(CH<sub>2</sub>)<sub>n</sub>—R<sup>b</sup>, —C(O)OR<sup>a</sup>, —C(S)OR<sup>a</sup>, halo, —CF<sub>3</sub> and —OCF<sub>3</sub>;

[0020] each R<sup>9</sup> is independently selected from the group consisting of hydrogen, lower alkyl, —OR<sup>a</sup>, —(CH<sub>2</sub>)<sub>n</sub>—NR<sup>c</sup>R<sup>c</sup>, —O(CH<sub>2</sub>)<sub>n</sub>—R<sup>a</sup>, —O(CH<sub>2</sub>)<sub>n</sub>—R<sup>b</sup>, —C(O)—NR<sup>c</sup>R<sup>c</sup>, —C(S)—NR<sup>c</sup>R<sup>c</sup>, —S(O)<sub>2</sub>—NR<sup>c</sup>R<sup>c</sup>, —NHC(O)R<sup>a</sup>, —NHC(S)R<sup>a</sup>, —C(O)—NH—(CH<sub>2</sub>)<sub>n</sub>—NR<sup>c</sup>R<sup>c</sup>, —C(S)—NH—(CH<sub>2</sub>)<sub>n</sub>—NR<sup>c</sup>R<sup>c</sup>, halo, —CF<sub>3</sub>, —OCF<sub>3</sub>,



[0021] each  $R^{10}$  is independently selected from the group consisting of hydrogen, lower alkyl,  $-(CH_2)_n-OH$ ,  $-(CH_2)_n-NR^cR^c$ ,  $-OR^a$ ,  $-O(CH_2)_n-R^a$ ,  $-O(CH_2)_n-R^b$ , halo,  $-CF_3$ ,  $-OCF_3$ ,



[0022] each  $R^{11}$  is independently selected from the group consisting of  $-OR^a$ ,  $-NR^cR^c$  and  $-NR^aR^d$ ;

[0023] each  $R^{12}$  is independently selected from the group consisting of lower alkyl, arylalkyl,  $-OR^a$ ,  $-NR^cR^c$ ,  $-C(O)R^a$ ,  $-C(O)OR^a$  and  $-C(O)NR^cR^c$ ;

[0024] each  $R^{13}$  is independently selected from the group consisting of lower alkyl, hydroxy, lower alkoxy, methoxy,  $-C(O)NR^cR^c$  and  $-C(O)NH_2$ ;

[0025] each  $R^{15}$  is independently selected from the group consisting of hydrogen, lower alkyl, lower cycloalkyl and phenyl;

[0026] each  $R^{16}$  is independently selected from the group consisting of hydrogen, methyl, lower alkyl, lower cycloalkyl, lower branched alkyl and lower cycloalkylmethyl;

[0027] each  $R^{17}$  is independently selected from the group consisting of hydrogen, lower alkyl, methyl and  $R^d$  or, alternatively,  $R^{17}$  may be taken together with  $R^{15}$  to form an oxo ( $=O$ ) group;

[0028] each  $R^{18}$  is independently selected from the group consisting of hydrogen, lower alkyl and methyl or, alternatively,  $R^{18}$  may be taken together with  $R^{17}$  to form an oxo ( $=O$ ) group;

[0029] each  $R^{19}$  is independently selected from the group consisting of hydrogen, lower alkyl, methyl and  $R^d$ ;

[0030] each  $R^{20}$  is independently selected from the group consisting of hydrogen, lower alkyl, methyl and  $R^d$ ;

[0031] each  $m$  is independently an integer from 1 to 3;

[0032] each  $n$  is independently an integer from 1 to 3;

[0033] each  $R^a$  is independently selected from the group consisting of hydrogen, lower alkyl, lower cycloalkyl, lower cycloalkylalkyl, phenyl and benzyl;

[0034] each  $R^b$  is independently selected from the group consisting of  $-OR^a$ ,  $-CF_3$ ,  $-OCF_3$ ,  $-NR^cR^c$ ,  $-C(O)R^a$ ,  $-C(S)R^a$ ,  $-C(O)OR^a$ ,  $-C(S)OR^a$ ,  $-C(O)NR^cR^c$ ,  $-C(S)NR^cR^c$ ,  $-S(O)_2NR^cR^c$ ,  $-C(O)NR^aR^d$ ,  $-C(S)NR^aR^d$  and  $-S(O)_2NR^aR^d$ ;

[0035] each  $R^c$  is independently selected from the group consisting of hydrogen, lower alkyl and lower cycloalkyl, or, alternatively, two  $R^c$ s may be taken together with the nitrogen atom to which they are bonded to form a 5-7 membered saturated ring which optionally includes 1-2 additional heteroatomic groups selected from O,  $NR^a$ ,  $NR^a-C(O)R^a$ ,  $NR^a-C(O)OR^a$  and  $NR^a-C(O)NR^a$ ; and

[0036] each  $R^d$  is independently selected from lower mono-hydroxyalkyl and lower di-hydroxyalkyl.

[0037] In another aspect, the present invention provides prodrugs of the 2,4-pyrimidinediamine compounds. Such prodrugs may be active in their prodrug form, or may be inactive until converted under physiological or other conditions of use to an active drug form. In the prodrugs, one or more functional groups of the 2,4-pyrimidinediamine compounds are included in promoieties that cleave from the molecule under the conditions of use, typically by way of hydrolysis, enzymatic cleavage or some other cleavage mechanism, to yield the functional groups. For example, primary or secondary amino groups may be included in an amide promoiety that cleaves under conditions of use to generate the primary or secondary amino group. Thus, the prodrugs include special types of protecting groups, termed "progroups," masking one or more functional groups of the 2,4-pyrimidinediamine compounds that cleave under the conditions of use to yield an active 2,4-pyrimidinediamine drug compound. Functional groups within the 2,4-pyrimidinediamine compounds that may be masked with progroups for inclusion in a promoiety include, but are not limited to, amines (primary and secondary), hydroxyls, sulfanyl (thiols), carboxyls, carbonyls, phenols, catechols, diols, alkynes, phosphates, etc. Myriad progroups suitable for masking such functional groups to yield promoieties that are cleavable under the desired conditions of use are known in the art. All of these progroups, alone or in combinations, may be included in the prodrugs. Specific examples of promoieties that yield primary or secondary amine groups that can be included in the prodrugs include, but are not limited to, amides, carbamates, imines, ureas, phosphenyls, phosphoryls and sulfenyls. Specific examples of promoieties that yield sulfanyl groups that can be included in the prodrugs include, but are not limited to, thioethers, for example S-methyl derivatives (monothio, dithio, oxythio, aminothio acetals), silyl thioethers, thioesters, thiocarbonates, thiocarbamates, asymmetrical disulfides, etc. Specific examples of promoieties that cleave to yield hydroxyl groups that can be included in the prodrugs include, but are not limited to, sulfonates, esters and carbonates. Specific examples of promoieties that yield carboxyl groups that can be included in the prodrugs include, but are not limited to,

esters (including silyl esters, oxamic acid esters and thioesters), amides and hydrazides.

[0038] In another aspect, the present invention provides compositions comprising one or more 2,4-pyrimidinediamine compounds and/or prodrugs and an appropriate carrier, excipient and/or diluent. The exact nature of the carrier, excipient and/or diluent will depend on the desired use for the composition, and may range from being suitable or acceptable for veterinary uses to being suitable or acceptable for human use.

[0039] The 2,4-pyrimidinediamine compounds are potent inhibitors of proliferation abnormal cells, such as tumor cell proliferation, in in vitro assays. Thus, in still another aspect, the present invention provides methods of inhibiting proliferation of abnormal cells, in particular tumor cells. The method generally involves contacting an abnormal cell such as a tumor cells with an amount of a 2,4-pyrimidinediamine compound or prodrug, or an acceptable salt, hydrate, solvate, N-oxide and/or composition thereof, effective to inhibit its proliferation. The method may be practiced in in vitro contexts or in in vivo contexts as a therapeutic approach towards the treatment or prevention of proliferative disorders, such as tumorigenic cancers.

[0040] In still another aspect, the present invention provides methods of treating proliferative disorders. The methods may be practiced in animals in veterinary contexts or in humans. The methods generally involve administering to an animal or human subject an amount of a 2,4-pyrimidinediamine compound or prodrug, or an acceptable salt, hydrate, solvate, N-oxide and/or composition thereof, effective to treat the disorder. Proliferative disorders that can be treated according to the methods include, but are not limited to, tumorigenic cancers.

[0041] Other aspects of the present invention include, but are not limited to, intermediates and methods useful for synthesizing the compound and prodrugs, as will be described in more detail herein below.

## 5. DETAILED DESCRIPTION

### [0042] 5.1 Definitions

[0043] As used herein, the following terms are intended to have the following meanings:

[0044] "Alkyl" by itself or as part of another substituent refers to a saturated or unsaturated branched, straight-chain or cyclic monovalent hydrocarbon radical having the stated number of carbon atoms (i.e., C1-C6 means one to six carbon atoms) that is derived by the removal of one hydrogen atom from a single carbon atom of a parent alkane, alkene or alkyne. Typical alkyl groups include, but are not limited to, methyl; ethyls such as ethanyl, ethenyl, ethynyl; propyls such as propan-1-yl, propan-2-yl, cyclopropan-1-yl, prop-1-en-1-yl, prop-1-en-2-yl, prop-2-en-1-yl, cycloprop-1-en-1-yl; cycloprop-2-en-1-yl, prop-1-yn-1-yl, prop-2-yn-1-yl, etc.; butyls such as butan-1-yl, butan-2-yl, 2-methyl-propan-1-yl, 2-methyl-propan-2-yl, cyclobutan-1-yl, but-1-en-1-yl, but-1-en-2-yl, 2-methyl-prop-1-en-1-yl, but-2-en-1-yl, but-2-en-2-yl, buta-1,3-dien-1-yl, buta-1,3-dien-2-yl, cyclobut-1-en-1-yl, cyclobut-1-en-3-yl, cyclobuta-1,3-dien-1-yl, but-1-yn-1-yl, but-1-yn-3-yl, but-3-yn-1-yl, etc.; and the like. Where specific levels of saturation are intended, the nomenclature "alkanyl," "alkenyl" and/or "alkynyl" is used,

as defined below. "Lower alkyl" refers to alkyl groups having from 1 to 8 carbon atoms.

[0045] "Alkanyl" by itself or as part of another substituent refers to a saturated branched, straight-chain or cyclic alkyl derived by the removal of one hydrogen atom from a single carbon atom of a parent alkane. Typical alkanyl groups include, but are not limited to, methanyl; ethanyl; propanyls such as propan-1-yl, propan-2-yl (isopropyl), cyclopropan-1-yl, etc.; butanyls such as butan-1-yl, butan-2-yl (sec-butyl), 2-methyl-propan-1-yl (isobutyl), 2-methyl-propan-2-yl (t-butyl), cyclobutan-1-yl, etc.; and the like.

[0046] "Alkenyl" by itself or as part of another substituent refers to an unsaturated branched, straight-chain or cyclic alkyl having at least one carbon-carbon double bond derived by the removal of one hydrogen atom from a single carbon atom of a parent alkene. The group may be in either the cis or trans conformation about the double bond(s). Typical alkenyl groups include, but are not limited to, ethenyl; propenyls such as prop-1-en-1-yl, prop-1-en-2-yl, prop-2-en-1-yl, prop-2-en-2-yl, cycloprop-1-en-1-yl; cycloprop-2-en-1-yl; butenyls such as but-1-en-1-yl, but-1-en-2-yl, 2-methyl-prop-1-en-1-yl, but-2-en-1-yl, but-2-en-2-yl, buta-1,3-dien-1-yl, buta-1,3-dien-2-yl, cyclobut-1-en-1-yl, cyclobut-1-en-3-yl, cyclobuta-1,3-dien-1-yl, etc.; and the like.

[0047] "Alkynyl" by itself or as part of another substituent refers to an unsaturated branched, straight-chain or cyclic alkyl having at least one carbon-carbon triple bond derived by the removal of one hydrogen atom from a single carbon atom of a parent alkyne. Typical alkynyl groups include, but are not limited to, ethynyl; propynyls such as prop-1-yn-1-yl, prop-2-yn-1-yl, etc.; butynyls such as but-1-yn-1-yl, but-1-yn-3-yl, but-3-yn-1-yl, etc.; and the like.

[0048] "Alkylidiyl" by itself or as part of another substituent refers to a saturated or unsaturated, branched, straight-chain or cyclic divalent hydrocarbon group having the stated number of carbon atoms (i.e., C1-C6 means from one to six carbon atoms) derived by the removal of one hydrogen atom from each of two different carbon atoms of a parent alkane, alkene or alkyne, or by the removal of two hydrogen atoms from a single carbon atom of a parent alkane, alkene or alkyne. The two monovalent radical centers or each valency of the divalent radical center can form bonds with the same or different atoms. Typical alkylidiyl groups include, but are not limited to, methandiyl; ethylidiyls such as ethan-1,1-diyl, ethan-1,2-diyl, ethen-1,1-diyl, ethen-1,2-diyl; propylidiyls such as propan-1,1-diyl, propan-1,2-diyl, propan-2,2-diyl, propan-1,3-diyl, cyclopropan-1,1-diyl, cyclopropan-1,2-diyl, prop-1-en-1,1-diyl, prop-1-en-1,2-diyl, prop-2-en-1,2-diyl, prop-1-en-1,3-diyl, cycloprop-1-en-1,2-diyl, cycloprop-2-en-1,2-diyl, cycloprop-2-en-1,1-diyl, prop-1-yn-1,3-diyl, etc.; butylidiyls such as, butan-1,1-diyl, butan-1,2-diyl, butan-1,3-diyl, butan-1,4-diyl, butan-2,2-diyl, 2-methyl-propan-1,1-diyl, 2-methyl-propan-1,2-diyl, cyclobutan-1,1-diyl; cyclobutan-1,2-diyl, cyclobutan-1,3-diyl, but-1-en-1,1-diyl, but-1-en-1,2-diyl, but-1-en-1,3-diyl, but-1-en-1,4-diyl, 2-methyl-prop-1-en-1,1-diyl, 2-methanylidene-propan-1,1-diyl, buta-1,3-dien-1,1-diyl, buta-1,3-dien-1,2-diyl, buta-1,3-dien-1,3-diyl, buta-1,3-dien-1,4-diyl, cyclobut-1-en-1,2-diyl, cyclobut-1-en-1,3-diyl, cyclobut-2-en-1,2-diyl, cyclobuta-1,3-dien-1,2-diyl, cyclobuta-1,3-dien-1,3-diyl, but-1-yn-1,3-diyl, but-1-yn-1,4-diyl, buta-1,3-diyn-1,4-diyl, etc.; and the like. Where specific levels of saturation are

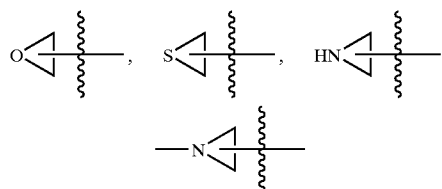
intended, the nomenclature alkanyldiyl, alkenyldiyl and/or alkynyldiyl is used. Where it is specifically intended that the two valencies are on the same carbon atom, the nomenclature “alkylidene” is used. A “lower alkylidiyl” is an alkylidiyl group having from 1 to 6 carbon atoms. In preferred embodiments the alkylidiyl groups are saturated acyclic alkanyldiyl groups in which the radical centers are at the terminal carbons, e.g., methandiyl (methano); ethan-1,2-diyl (ethano); propan-1,3-diyl (propano); butan-1,4-diyl (butano); and the like (also referred to as alkylenes, defined infra).

[0049] “Alkylene” by itself or as part of another substituent refers to a straight-chain saturated or unsaturated alkylidiyl group having two terminal monovalent radical centers derived by the removal of one hydrogen atom from each of the two terminal carbon atoms of straight-chain parent alkane, alkene or alkyne. The locant of a double bond or triple bond, if present, in a particular alkylene is indicated in square brackets. Typical alkylene groups include, but are not limited to, methylene (methano); ethylenes such as ethano, etheno, ethyno; propylenes such as propano, prop[1]eno, propa[1,2]dieno, prop[1]yno, etc.; butylenes such as butano, but[1]eno, but[2]eno, buta[1,3]dieno, but[1]yno, but[2]yno, buta[1,3]diyno, etc.; and the like. Where specific levels of saturation are intended, the nomenclature alkano, alkeno and/or alkyno is used. In preferred embodiments, the alkylene group is (C1-C6) or (C1-C3) alkylene. Also preferred are straight-chain saturated alkano groups, e.g., methano, ethano, propano, butano, and the like.

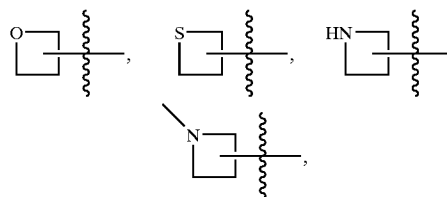
[0050] “Cycloalkyl” by itself or as part of another substituent refers to a cyclic version of an “alkyl” group. Typical cycloalkyl groups include, but are not limited to, cyclopropyl; cyclobutyls such as cyclobutanyl and cyclobutenyl; cyclopentyls such as cyclopentanyl and cyclopentenyl; cyclohexyls such as cyclohexanyl and cyclohexenyl; and the like. “Lower cycloalkyl” refers to a cycloalkyl group having from 3 to 8 ring carbon atoms.

[0051] “Cycloalkylalkyl” by itself or as part of another substituent refers to an alkyl group that comprises a linear or branched portion and a cyclic portion. Typical cycloalkylalkyl groups include, but are not limited to, cyclopropylmethyl, 1-cyclopropyleth-1-yl, 2-cyclopropyleth-1-yl, cyclobutylmethyl, 1-cyclobutyleth-1-yl, 2-cyclobutyleth-1-yl, cyclopentylmethyl, 1-cyclopentyleth-1-yl, 2-cyclopentyleth-1-yl, cyclohexylmethyl, 1-cyclohexyleth-1-yl, 2-cyclohexyleth-1-yl, and the like. “Lower cycloalkylalkyl” refers to a cycloalkylalkyl group in which the linear or branched portion contains from 1 to 4 carbon atoms and the cyclic portion contains from 3 to 8 carbon atoms.

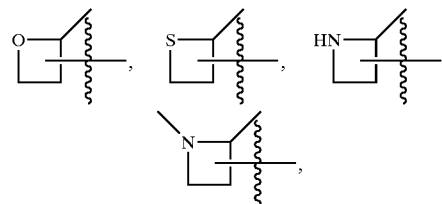
[0052] “Heteroalkyl” by itself or as part of another substituent refers to an alkyl group in which at least one of the carbon atoms is replaced with a heteroatom, for example, a heteroatom selected from O, S and N. In heteroalkyl groups including more than one heteroatom, the heteroatoms may be the same or they may be different. Like an alkyl group, a heteroalkyl can be linear, branched or cyclic in structure, and can be saturated or unsaturated. Typical heteroalkyl groups include, but are not limited to,  $-\text{CH}_2-\text{O}-\text{CH}_2-$ ,  $-\text{CH}_2-\text{S}-\text{CH}_2-$ ,  $-\text{CH}_2-\text{NH}-\text{CH}_2-$ ,  $-\text{CH}_2-\text{N}(\text{CH}_3)-\text{CH}_2-$ ,



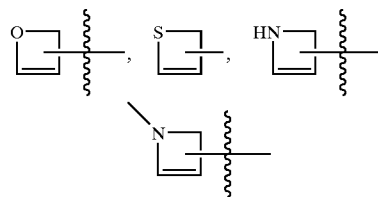
[0053]  $-\text{CH}_2\text{CH}_2-\text{O}-\text{CH}_2-$ ,  $-\text{CH}_2\text{CH}_2-\text{S}-\text{CH}_2-$ ,  $-\text{CH}_2\text{CH}_2-\text{NH}-\text{CH}_2-$ ,  $-\text{CH}_2\text{CH}_2-\text{N}(\text{CH}_3)-\text{CH}_2-$ ,



[0054]  $-\text{CH}_2\text{CH}(\text{CH}_3)-\text{O}-\text{CH}_2-$ ,  $-\text{CH}_2\text{CH}(\text{CH}_3)-\text{S}-\text{CH}_2-$ ,  $-\text{CH}_2\text{CH}(\text{CH}_3)-\text{NH}-\text{CH}_2-$ ,  $-\text{CH}_2\text{CH}(\text{CH}_3)-\text{N}(\text{CH}_3)-\text{CH}_2-$ ,

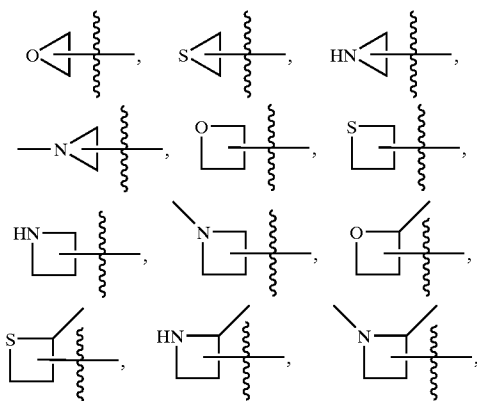


[0055]  $-\text{CH}=\text{CH}-\text{O}-\text{CH}_2-$ ,  $-\text{CH}=\text{CH}-\text{S}-\text{CH}_2-$ ,  $-\text{CH}=\text{CH}-\text{NH}-\text{CH}_2-$ ,  $-\text{CH}=\text{CH}-\text{N}(\text{CH}_3)-\text{CH}_2-$ ,



[0056]  $-\text{C}\equiv\text{C}-\text{O}-\text{CH}_2-$ ,  $-\text{C}\equiv\text{C}-\text{S}-\text{CH}_2-$ ,  $-\text{C}\equiv\text{C}-\text{NH}-\text{CH}_2-$ ,  $-\text{C}\equiv\text{C}-\text{N}(\text{CH}_3)-\text{CH}_2-$ , and the like. Where specific levels of saturation are intended, the nomenclature “heteroalkanyl,” “heteroalkenyl,” and “heteroalkynyl” is used. “Lower heteroalkyl” refers to a heteroalkyl group having from 1 to 8 carbon and heteroatoms.

[0057] “Cycloheteroalkyl” by itself or as part of another substituent refers to a cyclic version of a heteroalkyl. Typical examples of cycloheteroalkyl groups include, but are not limited to,



[0058] and the like. “Lower cycloheteroalkyl” refers to a cycloheteroalkyl group having from 3 to 8 ring atoms.

[0059] “Parent Aromatic Ring System” refers to an unsaturated cyclic or polycyclic ring system having a conjugated  $\pi$  electron system. Specifically included within the definition of “parent aromatic ring system” are fused ring systems in which one or more of the rings are aromatic and one or more of the rings are saturated or unsaturated, such as, for example, fluorene, indane, indene, phenalene, tetrahydronaphthalene, etc. Typical parent aromatic ring systems include, but are not limited to, aceanthrylene, acenaphthylene, acephenanthrylene, anthracene, azulene, benzene, chrysene, coronene, fluoranthene, fluorene, hexacene, hexaphene, hexalene, indacene, s-indacene, indane, indene, naphthalene, octacene, octaphene, octalene, ovalene, penta-2,4-diene, pentacene, pentalene, pentaphene, perylene, phenalene, phenanthrene, picene, pleiadene, pyrene, pyranthrene, rubicene, tetrahydronaphthalene, triphenylene, trinaphthalene, and the like, as well as the various hydro isomers thereof.

[0060] “Aryl” by itself or as part of another substituent refers to a monovalent aromatic hydrocarbon group having the stated number of carbon atoms (i.e., C5-C15 means from 5 to 15 carbon atoms) derived by the removal of one hydrogen atom from a single carbon atom of a parent aromatic ring system. Typical aryl groups include, but are not limited to, groups derived from aceanthrylene, acenaphthylene, acephenanthrylene, anthracene, azulene, benzene, chrysene, coronene, fluoranthene, fluorene, hexacene, hexaphene, hexalene, as-indacene, s-indacene, indane, indene, naphthalene, octacene, octaphene, octalene, ovalene, penta-2,4-diene, pentacene, pentalene, pentaphene, perylene, phenalene, phenanthrene, picene, pleiadene, pyrene, pyranthrene, rubicene, triphenylene, trinaphthalene, and the like, as well as the various hydro isomers thereof. In preferred embodiments, the aryl group is (C5-C15) aryl, with (C5-C10) being even more preferred. Particularly preferred aryls are phenyl and naphthyl.

[0061] “Halogen” or “Halo” by themselves or as part of another substituent, unless otherwise stated, refer to fluoro, chloro, bromo and iodo.

[0062] “Haloalkyl” by itself or as part of another substituent refers to an alkyl group in which one or more of the

hydrogen atoms is replaced with a halogen. Thus, the term “haloalkyl” is meant to include monohaloalkyls, dihaloalkyls, trihaloalkyls, etc. up to perhaloalkyls. For example, the expression “(C1-C2) haloalkyl” includes fluoromethyl, difluoromethyl, trifluoromethyl, 1-fluoroethyl, 1,1-difluoroethyl, 1,2-difluoroethyl, 1,1,1-trifluoroethyl, perfluoroethyl, etc.

[0063] The above-defined groups may include prefixes and/or suffixes that are commonly used in the art to create additional well-recognized substituent groups. As non-limiting examples, “alkyloxy” or “alkoxy” refers to a group of the formula  $\text{—OR}$ , “alkylamine” refers to a group of the formula  $\text{—NHR}$  and “dialkylamine” refers to a group of the formula  $\text{—NRR}$ , where each R is independently an alkyl. As another non-limiting example, “haloalkoxy” or “haloalkyloxy” refers to a group of the formula  $\text{—OR'}$ , where R' is a haloalkyl.

[0064] “Prodrug” refers to a derivative of an active 2,4-pyrimidinediamine compound (drug) that may require a transformation under the conditions of use, such as within the body, to release the active 2,4-pyrimidinediamine drug. Prodrugs are frequently, but not necessarily, pharmacologically inactive until converted into the active drug. Prodrugs are typically obtained by masking a functional group in the 2,4-pyrimidinediamine drug believed to be in part required for activity with a progroup (defined below) to form a promoiety which undergoes a transformation, such as cleavage, under the specified conditions of use to release the functional group, and hence the active 2,4-pyrimidinediamine drug. The cleavage of the promoiety may proceed spontaneously, such as by way of a hydrolysis reaction, or it may be catalyzed or induced by another agent, such as by an enzyme, by light, by acid or base, or by a change of or exposure to a physical or environmental parameter, such as a change of temperature. The agent may be endogenous to the conditions of use, such as an enzyme present in the cells to which the prodrug is administered or the acidic conditions of the stomach, or it may be supplied exogenously.

[0065] A wide variety of progroups, as well as the resultant promoieties, suitable for masking functional groups in the active 2,4-pyrimidinediamines compounds to yield prodrugs are well-known in the art. For example, a hydroxyl functional group may be masked as a sulfonate, ester or carbonate promoiety, which may be hydrolyzed in vivo to provide the hydroxyl group. An amino functional group may be masked as an amide, carbamate, imine, urea, phosphenyl, phosphoryl or sulfenyl promoiety, which may be hydrolyzed in vivo to provide the amino group. A carboxyl group may be masked as an ester (including silyl esters and thioesters), amide or hydrazide promoiety, which may be hydrolyzed in vivo to provide the carboxyl group. Other specific examples of suitable progroups and their respective promoieties will be apparent to those of skill in the art.

[0066] “Progroup” refers to a type of protecting group that, when used to mask a functional group within an active 2,4-pyrimidinediamine drug to form a promoiety, converts the drug into a prodrug. Progroups are typically attached to the functional group of the drug via bonds that are cleavable under specified conditions of use. Thus, a progroup is that portion of a promoiety that cleaves to release the functional group under the specified conditions of use. As a specific example, an amide promoiety of the formula  $\text{—NH—C(O)CH}_3$  comprises the progroup  $\text{—C(O)CH}_3$ .

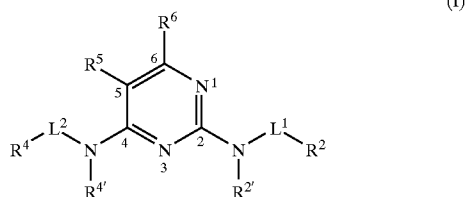
[0067] "Proliferative disorder" refers to a disease or disorder characterized by aberrant cell proliferation, for example where cells divide more than their counterpart normal cells. The aberrant proliferation may be caused by any mechanism of action or combination of mechanisms of action. For example, the cell cycle of one or more cells may be affected such that cell(s) divide more frequently than their counterpart normal cells, or alternatively, one or more cells may bypass inhibitory signals which would normally limit their number of divisions. Proliferative diseases include, but are not limited to, slow or fast growing tumors and cancers.

[0068] "Antiproliferative compound" refers to a compound that inhibits the proliferation of a cell as compared to an untreated control cell of a similar type. The inhibition can be brought about by any mechanism or combination of mechanisms, and may operate to inhibit proliferation cytostatically or cytotoxically. As a specific example, inhibition as used herein includes, but is not limited to, arrest of cell division, a reduction in the rate of cell division, proliferation and/or growth and/or induction of cell death.

[0069] "Pharmaceutically effective amount" or "therapeutically effective amount" refers to an amount of a compound sufficient to treat a specified disorder or disease or one or more of its symptoms and/or to prevent the occurrence of the disease or disorder. In reference to tumorigenic proliferative disorders, a pharmaceutically or therapeutically effective amount comprises an amount sufficient to, among other things, cause the tumor to shrink or to decrease the growth rate of the tumor.

[0070] 5.2 Antiproliferative 2,4-Pyrimidinediamine Compounds

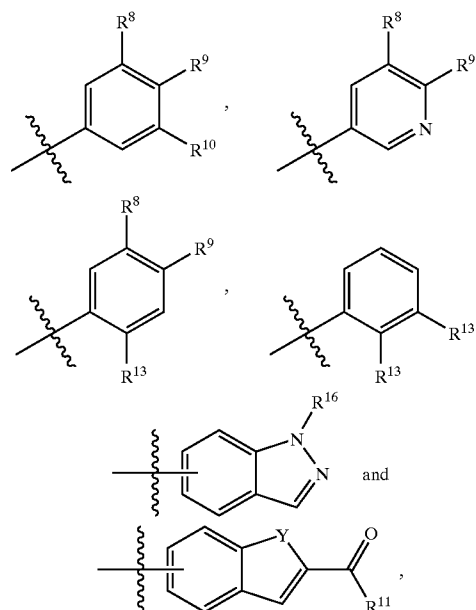
[0071] The antiproliferative compounds are generally 2,4-pyrimidinediamine compounds according to structural formula (I):



[0072] including salts, hydrates, solvates and N-oxides thereof, wherein:

[0073]  $L^1$  and  $L^2$  are each, independently of one another, selected from a lower alkyldiyl linker, a lower alkylene linker and a covalent bond;

[0074]  $R^2$  is selected from the group consisting of lower alkyl optionally substituted with an  $R^b$  group,

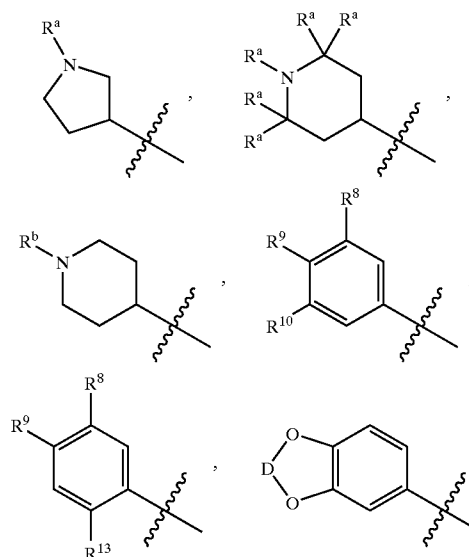


[0075] where Y is NH, O or  $CH_2$ ;

[0076]  $R^{2'}$  is hydrogen, methyl or lower alkyl;

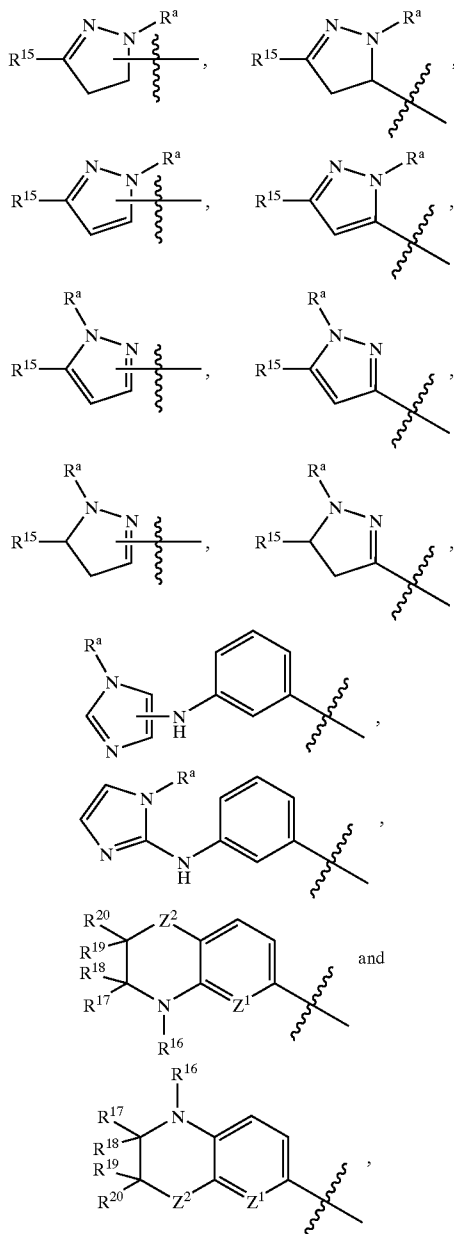
[0077]  $R^{4'}$  is hydrogen, methyl or lower alkyl;

[0078]  $R^4$  is selected from the group consisting of lower alkyl optionally monosubstituted with an  $R^a$  or  $R^b$  group, lower cycloalkyl optionally monosubstituted with an  $R^a$  or  $R^b$  group, lower cycloheteroalkyl optionally substituted at one or more ring carbon and/or heteroatoms with an  $R^a$  or  $R^b$  group,  $-(CR^aR^b)_n-R^b$ ,





[0079] where D is  $-(CR^7R^7)_m-$ ,



[0080] where Z<sup>1</sup> is N or CH and Z<sup>2</sup> is O, S, NH, S(O) or S(O)<sub>2</sub>;

[0081] R<sup>5</sup> is selected from the group consisting of halo, fluoro and —CF<sub>3</sub>;

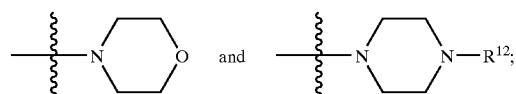
[0082] R<sup>6</sup> is hydrogen;

[0083] each R<sup>7</sup> is independently selected from the group consisting of hydrogen, methyl, lower alkyl and halo;

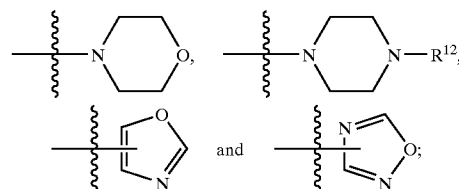
[0084] each R<sup>8</sup> is independently selected from the group consisting of hydrogen, lower alkyl, —(CH<sub>2</sub>)<sub>n</sub>—OH, —OR<sup>a</sup>, —(CH<sub>2</sub>)<sub>n</sub>—NR<sup>c</sup>R<sup>c</sup>,

$$\begin{aligned} &-\text{O}(\text{CH}_2)_n-\text{R}^a, -\text{O}(\text{CH}_2)_n-\text{R}^b, -\text{C}(\text{O})\text{OR}^a, \\ &-\text{C}(\text{S})\text{OR}^a, \text{halo}, -\text{CF}_3 \text{ and } -\text{OCF}_3; \end{aligned}$$

[0085] each R<sup>9</sup> is independently selected from the group consisting of hydrogen, lower alkyl, —OR<sup>a</sup>, —(CH<sub>2</sub>)<sub>n</sub>—NR<sup>c</sup>R<sup>c</sup>, —O(CH<sub>2</sub>)<sub>n</sub>—R<sup>a</sup>, —O(CH<sub>2</sub>)<sub>n</sub>—R<sup>b</sup>, —C(O)NR<sup>c</sup>R<sup>c</sup>, —C(S)—NR<sup>c</sup>R<sup>c</sup>, —S(O)<sub>2</sub>—NR<sup>c</sup>R<sup>c</sup>, —NHC(O)R<sup>a</sup>, —NHC(S)R<sup>a</sup>, —C(O)—NH—(CH<sub>2</sub>)<sub>n</sub>—NR<sup>c</sup>R<sup>c</sup>, —C(S)—NH—(CH<sub>2</sub>)<sub>n</sub>—NR<sup>c</sup>R<sup>c</sup>, halo, —CF<sub>3</sub>, —OCF<sub>3</sub>,



[0086] each R<sup>10</sup> is independently selected from the group consisting of hydrogen, lower alkyl, —(CH<sub>2</sub>)<sub>n</sub>—OH, —(CH<sub>2</sub>)<sub>n</sub>—NR<sup>c</sup>R<sup>c</sup>, —OR<sup>b</sup>, —O(CH<sub>2</sub>)<sub>n</sub>—R<sup>a</sup>, —O(CH<sub>2</sub>)<sub>n</sub>—R<sup>b</sup>, halo, —CF<sub>3</sub>, —OCF<sub>3</sub>,



[0087] each R<sup>11</sup> is independently selected from the group consisting of —OR<sup>a</sup>, —NR<sup>c</sup>R<sup>c</sup> and —NR<sup>a</sup>R<sup>d</sup>;

[0088] each R<sup>12</sup> is independently selected from the group consisting of lower alkyl, arylalkyl, —OR<sup>a</sup>, —NR<sup>c</sup>R<sup>c</sup>, —C(O)R<sup>a</sup>, —C(O)OR<sup>a</sup> and —C(O)N-R<sup>c</sup>R<sup>c</sup>;

[0089] each R<sup>13</sup> is independently selected from the group consisting of lower alkyl, hydroxy, lower alkoxy, methoxy, —C(O)NR<sup>c</sup>R<sup>c</sup> and —C(O)NH<sub>2</sub>;

[0090] each R<sup>15</sup> is independently selected from the group consisting of hydrogen, lower alkyl, lower cycloalkyl and phenyl;

[0091] each R<sup>16</sup> is independently selected from the group consisting of hydrogen, methyl, lower alkyl, lower cycloalkyl, lower branched alkyl and lower cycloalkylmethyl;

[0092] each R<sup>17</sup> is independently selected from the group consisting of hydrogen, lower alkyl, methyl and R<sup>d</sup> or, alternatively, R<sup>17</sup> may be taken together with R<sup>18</sup> to form an oxo (=O) group;

[0093] each R<sup>18</sup> is independently selected from the group consisting of hydrogen, lower alkyl and methyl or, alternatively, R<sup>18</sup> may be taken together with R<sup>17</sup> to form an oxo (=O) group;

[0094] each R<sup>19</sup> is independently selected from the group consisting of hydrogen, lower alkyl, methyl and R<sup>d</sup>;

[0095] each  $R^{20}$  is independently selected from the group consisting of hydrogen, lower alkyl, methyl and  $R^d$ ;

[0096] each  $m$  is independently an integer from 1 to 3;

[0097] each  $n$  is independently an integer from 1 to 3;

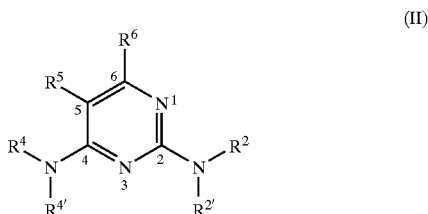
[0098] each  $R^a$  is independently selected from the group consisting of hydrogen, lower alkyl, lower cycloalkyl, lower cycloalkylalkyl, phenyl and benzyl;

[0099] each  $R^b$  is independently selected from the group consisting of  $-OR^a$ ,  $-CF_3$ ,  $-OCF_3$ ,  $-NR^cR^c$ ,  $-C(O)R^a$ ,  $-C(S)R^a$ ,  $-C(O)OR^a$ ,  $-C(S)OR^a$ ,  $-C(O)NR^cR^c$ ,  $-C(S)NR^cR^c$ ,  $-S(O)_2NR^cR^c$ ,  $-C(O)NR^aR^d$ ,  $-C(S)NR^aR^d$  and  $-S(O)_2NR^aR^d$ ;

[0100] each  $R^c$  is independently selected from the group consisting of hydrogen, lower alkyl and lower cycloalkyl, or, alternatively, two  $R^c$ s may be taken together with the nitrogen atom to which they are bonded to form a 5-7 membered saturated ring which optionally includes 1-2 additional heteroatomic groups selected from O,  $NR^a$ ,  $NR^a-C(O)R^a$ ,  $NR^a-C(O)OR^a$  and  $NR^a-C(O)NR^a$ ; and

[0101] each  $R^d$  is independently selected from lower mono-hydroxyalkyl and lower di-hydroxyalkyl.

[0102] An important class of compounds of structural formula (I) includes compounds in which  $L^1$  and  $L^2$  are each a covalent bond, such that the compound is a 2,4-pyrimidine diamine according to structural formula (II):



[0103] including salts, hydrates, solvates and N-oxides thereof, wherein  $R^2$ ,  $R^{2'}$ ,  $R^4$ ,  $R^{4'}$ ,  $R^5$  and  $R^6$  are as previously defined for structural formula (I).

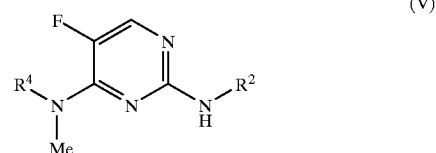
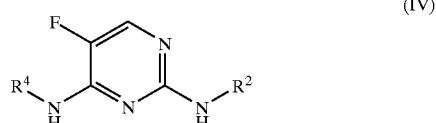
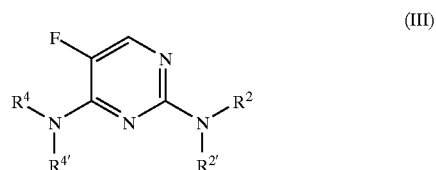
[0104] An important class of compounds of structural formulae (I) and/or (II) and the salts, hydrates, solvates and N-oxides thereof, includes compounds in which  $R^5$  is fluoro.

[0105] Another important class of compounds of structural formulae (I) and/or (II) and the salts, hydrates, solvates and N-oxides thereof, includes compounds in which  $R^2$  is hydrogen.

[0106] Another important class of compounds of structural formulae (I) and/or (II) and the salts, hydrates, solvates and N-oxides thereof, includes compounds in which  $R^{2'}$  and  $R^{4'}$  are each, independently of one another, selected from hydrogen and methyl.

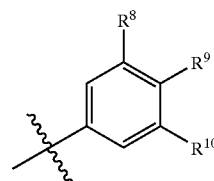
[0107] Another important class of compounds of structural formulae (I) and/or (II) and the salts, hydrates, solvates and N-oxides thereof, includes compounds in which  $R^{4'}$  is methyl.

[0108] Other important classes of compounds of structural formulae (I) and/or (II) include compounds according to structural formulae (III)-(V):

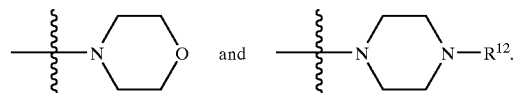


[0109] and salts, hydrates, solvates and N-oxides thereof, wherein  $R^2$ ,  $R^{2'}$ ,  $R^4$  and  $R^{4'}$  are as previously defined for structural formula (I).

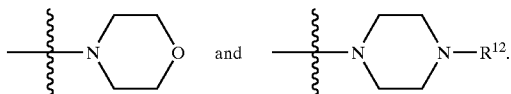
[0110] When  $R^2$  and/or  $R^4$  is



[0111] in the compounds described herein, for example, the compounds of structural formulae (I)-(V), in some embodiments,  $R^9$  and  $R^{10}$  are not both simultaneously lower alkoxy or methoxy. In other embodiments,  $R^8$ ,  $R^9$  and  $R^{10}$  are not each simultaneously lower alkoxy or methoxy. In still other embodiments  $R^8$ ,  $R^9$  and  $R^{10}$  are each methoxy or lower alkoxy. In yet other embodiments,  $R^8$  is selected from hydrogen, lower alkyl, lower alkoxy,  $-OR^a$ , halo,  $-CF_3$  and  $-OCF_3$  and one of  $R^9$  or  $R^{10}$  is selected from

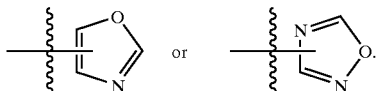


[0112] In a specific embodiment, the other one of  $R^9$  or  $R^{10}$  is other than



[0113] In yet other embodiments,  $R^8$  is selected from hydrogen, lower alkyl,  $—OR^a$ , halo,  $—CF_3$  and  $—OCF_3$  and one of  $R^9$  or  $R^{10}$  is selected from  $—OCH_2C(O)R^a$ ,  $—OCH_2C(O)OR^a$ ,  $—OCH_2C(O)NHR^a$ ,  $—OCH_2C(O)NHR^d$  and  $—OCH_2C(O)NR^cR^c$ . In a specific embodiment, the other one of  $R^9$  or  $R^{10}$  is other than  $—OCH_2C(O)R^a$ ,  $—OCH_2C(O)OR^a$ ,  $—OCH_2C(O)NHR^a$ ,  $—OCH_2C(O)NHR^d$  or  $—OCH_2C(O)NR^cR^c$ .

[0114] In yet other embodiments,  $R^8$  and  $R^9$  are each, independently of one another, selected from hydrogen, lower alkyl,  $—OR^a$ , halo,  $—CF_3$  and  $—OR^a$  and  $R^{10}$  is



[0115] In yet other embodiments  $R^9$  is hydrogen and  $R^8$  and  $R^{10}$  are each, independently of one another, selected from the group consisting of lower alkyl, methyl, lower alkoxy, methoxy,  $—CF_3$  and  $—OCF_3$ . Specific combinations of  $R^8$  and  $R^{10}$  when  $R^9$  is hydrogen are as follows:

[0116]  $R^8$  and  $R^{10}$  are each the same lower alkyl or methyl;

[0117]  $R^8$  and  $R^{10}$  are each the same lower alkoxy or methoxy;

[0118]  $R^8$  is lower alkyl or methyl and  $R^{10}$  is  $CF_3$ ;

[0119]  $R^8$  is lower alkoxy or methoxy and  $R^{10}$  is  $—CF_3$ ; and

[0120]  $R^8$  is lower alkyl or methyl and  $R^{10}$  is  $—OCF_3$ .

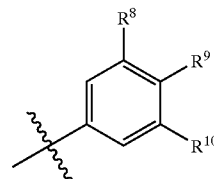
[0121] In still other embodiments,  $R^9$  is hydroxy, methoxy or chloro and  $R^8$  and  $R^{10}$  are each, independently of one another, selected from the group consisting of lower alkyl, methyl, lower alkoxy, methoxy and chloro. Specific combinations of  $R^8$ ,  $R^9$  and  $R^{10}$  according to this embodiment are as follows:

[0122]  $R^8$  and  $R^{10}$  are each methyl and  $R^9$  is hydroxy, methoxy or chloro;

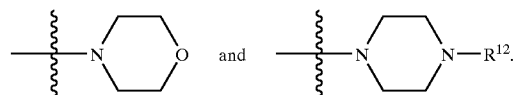
[0123]  $R^8$  and  $R^{10}$  are each chloro and  $R^9$  is hydroxy or methoxy; and

[0124]  $R^8$  is chloro,  $R^{10}$  is methyl and  $R^9$  is hydroxy or methoxy.

[0125] When  $R^2$  and  $R^4$  are each

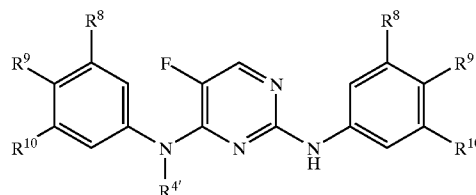


[0126] in the compounds described herein, such as, for example, the compounds of structural formulae (I)-(V), in some embodiments no more than one of  $R^8$ ,  $R^9$  and  $R^{10}$  of the  $R^4$  phenyl is hydrogen unless at least one of  $R^8$ ,  $R^9$  or  $R^{10}$  of the  $R^2$  phenyl is  $—O(CH_2)_n—NR^cR^c$ ,



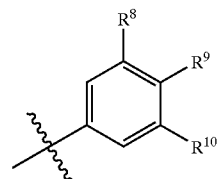
[0127] In other embodiments, the substitution patterns of the  $R^2$  and  $R^4$  phenyl rings are different from each other such that the compound is not a N2,N4-bis(3,4,5-substituted phenyl)pyrimidinediamine.

[0128] In still other embodiments, the compound is a compound according to structural formula (VI):



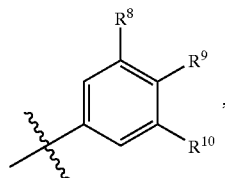
[0129] including the salts, hydrates, solvates and N-oxides thereof, wherein  $R^{4'}$ ,  $R^8$ ,  $R^9$  and  $R^{10}$  are as previously defined for structural formula (I).

[0130] In still other embodiments when  $R^2$  and  $R^4$  are each



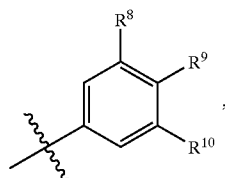
[0131]  $R^8$ ,  $R^9$  and  $R^{10}$  are selected such that each  $R^2$  and  $R^4$  phenyl ring is mono-substituted.

[0132] In yet other embodiments when  $R^2$  and  $R^4$  are each



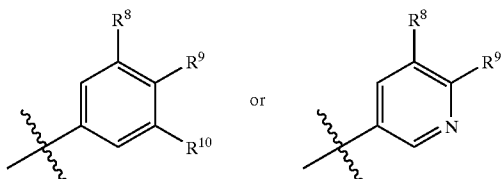
[0133]  $R^8$ ,  $R^9$  and  $R^{10}$  are selected such that each  $R^2$  and  $R^4$  phenyl ring is di-substituted. In one specific embodiment, each  $R^2$  and  $R^4$  phenyl ring is substituted with an ethylene-dioxy acetal group.

[0134] In still other embodiments when  $R^2$  and  $R^4$  are each



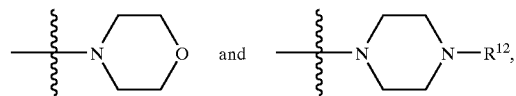
[0135]  $R^{10}$  of the  $R^2$  or  $R^4$  ring is other than 1,3-oxazolyl or 1,3-oxazol-5-yl when the  $R^8$  and  $R^9$  of the same ring are each hydrogen. In one specific embodiment,  $R^8$ ,  $R^9$  and  $R^{10}$  are as defined in the preceding sentence when  $R^5$  is fluoro and  $L^2$  is a lower alkylene. In another specific embodiment,  $R^2$  is other than 3-(1,3-oxazolyl)phenyl or 3-(1,3-oxazol-5-yl)phenyl when  $R^4$  is 2-(trifluoromethyl)benzyl. In another specific embodiment, the compound is other than N2-[3-(1,3-oxazolyl)phenyl]-N-4-[2-trifluoromethyl]benzyl]-5-fluoro-2,4-pyrimidinediamine. In compounds where  $R^{10}$  is an oxazolyl, the oxazolyl is not connected at the 5 position. In a specific embodiment, the oxazole is connected at the 2 position. In still another specific embodiment, the compound is not any compound described in WO 03/040141, the disclosure of which is incorporated herein by reference.

[0136] When  $R^2$  is

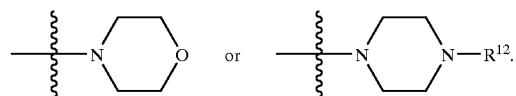


[0137] in the compounds described herein, such as, for example, the compounds of structural formulae (I)-(VI), in

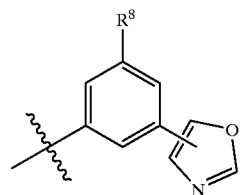
some embodiments one of  $R^9$  or  $R^{10}$  is selected from



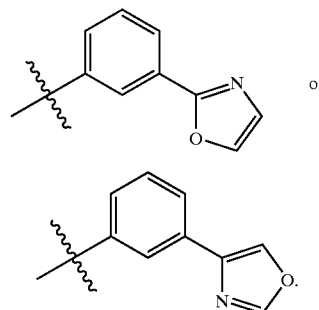
[0138] where  $R^{12}$  is as previously defined for structural formula (I) and the other one of  $R^9$  or  $R^{10}$  is other than



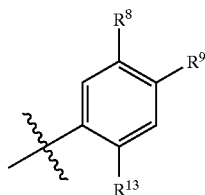
[0139] In still other embodiments,  $R^8$  is selected from hydrogen, lower alkyl, methyl, lower alkoxy, methoxy and halo and one of  $R^9$  or  $R^{10}$  is  $-OCH_2-R^b$ , where  $R^b$  is selected from  $-C(O)NR^a$  and  $-C(O)NHR^a$ , and the other one of  $R^9$  or  $R^{10}$  is selected from hydrogen, lower alkyl, methyl, lower alkoxy, methoxy and halo. In still other embodiments  $R^2$  is



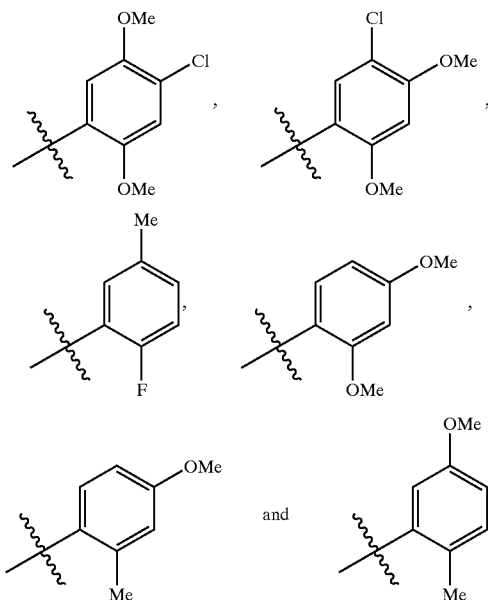
[0140] where  $R^8$  is hydrogen, fluoro or  $CF_3$ . In a specific embodiment,  $R^2$  is



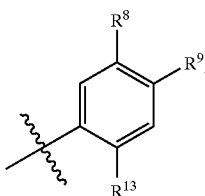
[0141] When  $R^2$  is



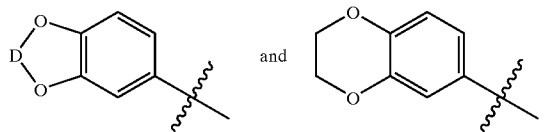
[0142] in the compounds described herein, such as, for example, the compounds according to structural formulae (I)-(V), in some embodiments,  $R^8$  and  $R^9$  are each independently selected from hydrogen, lower alkyl, methyl, lower alkoxy, methoxy, halo and chloro. One specific embodiment,  $R^8$ ,  $R^9$  and  $R^{13}$  are each independently selected from halo, lower alkyl, methyl, lower alkoxy, and methoxy. In another specific embodiment,  $R^2$  is selected from



[0143] In some embodiments of compounds in which  $R^2$  is

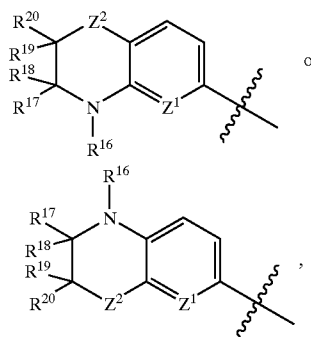


[0144] including any of the above-described specific embodiments,  $R^4$  is selected from



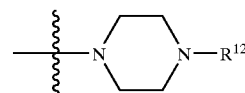
[0145] where D is as previously defined for structural formula (I).

[0146] When  $R^2$  is 3,4,5-trimethoxyphenyl or 3,4,5-tri(loweralkoxy)phenyl in the compounds described herein, such as, for example the compounds of structural formulae (I)-(V), in some embodiments,  $R^4$  is



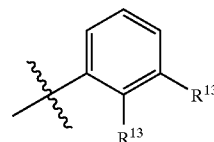
[0147] where  $Z^1$ ,  $Z^2$  and  $R^{16}$ ,  $R^{17}$ ,  $R^{18}$ ,  $R^{19}$  and  $R^{20}$  are as previously described for structural formula (I).

[0148] When  $R^9$  or  $R^{10}$  is

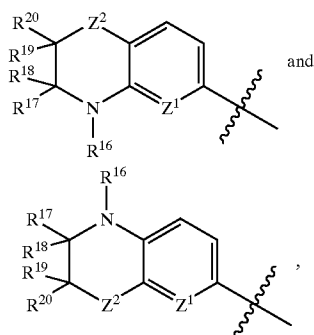


[0149] in the compounds described herein, such as, for example, the compounds of structural formulae (I)-(VI), in some embodiments  $R^{12}$  is methyl. In other embodiments,  $R^{12}$  is  $-\text{C}(\text{O})\text{R}^a$  or  $-\text{C}(\text{O})\text{OR}^a$ , where  $\text{R}^a$  is lower alkyl, ethyl or methyl.

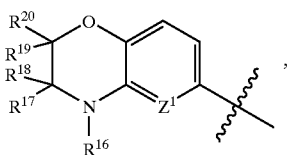
[0150] When  $R^2$  is



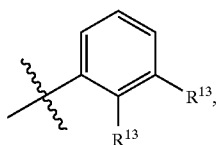
[0151] in the compounds described herein, such as, for example, the compounds of structural formulae (I)-(V), in some embodiments (i) each  $R^{13}$  is, independently or the other, selected from lower alkyl, methyl, hydroxy, lower alkoxy and methoxy; and/or (ii)  $R^4$  is selected from



[0152] where  $Z^1$ ,  $Z^2$  and  $R^{16}$ ,  $R^{17}$ ,  $R^{18}$ ,  $R^{19}$  and  $R^{20}$  are as previously described for structural formula (I). In a specific embodiment,  $R^4$  is

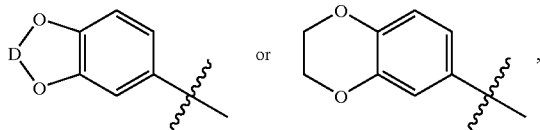


[0153] where  $Z^1$  is CH,  $R^{16}$  is hydrogen,  $R^{17}$  and  $R^{18}$  are taken together to form an oxo ( $=O$ ) group and  $R^{19}$  and  $R^{20}$  are each hydrogen or methyl; and  $R^2$  is



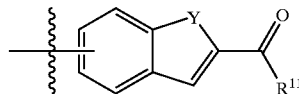
[0154] where each  $R^{13}$  is, independently of the other, selected from lower alkyl, methyl, hydroxy, lower alkoxy and methoxy.

[0155] When  $R^2$  is lower alkyl in the compounds described herein, such as, for example, the compounds of structural formulae (I)-(V), in some embodiments,  $R^4$  is



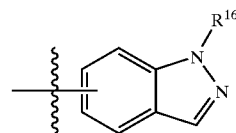
[0156] where D is as previously defined for structural formula (I).

[0157] When  $R^2$  is

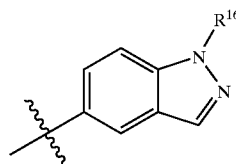


[0158] in the compounds described herein, such as, for example, the compounds of structural formulae (I)-(V), in some embodiments,  $R^{11}$  is selected from the group consisting of hydroxy, methoxy, ethoxy,  $-NHCH_3$ ,  $-NHCH_2CH_2OH$ ,  $-NHCH_2CH(OH)CH_2OH$ ,  $-NHCH_2CH(OH)(CH_3)_2$ ,  $-N(CH_3)CH_2CH_2OH$  and  $-N(CH_3)C(CH_3)_2CH_2OH$  and Y is as previously defined.

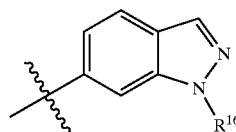
[0159] When  $R^2$  is



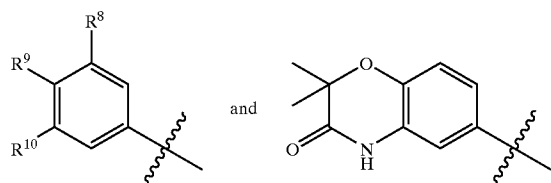
[0160] in the compounds described herein, such as the compounds of structural formulae (I)-(V), in some embodiments the ring is connected to the remainder of the molecule at the 5-position (



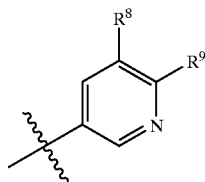
[0161] ). In other embodiments, it is connected to the remainder of the molecule at the 6-position (



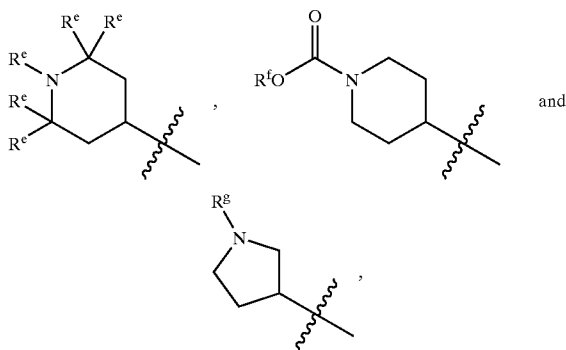
[0162] ). In some embodiments,  $R^{16}$  is selected from lower n-alkanyl, lower branched alkanyl, lower cycloalkanyl and lower cycloalkanylmethyl. In some embodiments,  $R^4$  is selected from



[0163] When  $R^2$  is

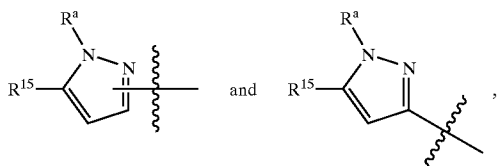


[0164] in the compounds described herein, such as, for example, the compound of structural formulae (I)-(V), in some embodiments,  $R^4$  is selected from lower cycloalkyl and lower cycloheteroalkyl optionally substituted at one or more ring carbon or heteroatoms with an  $R^a$  or an  $R^b$  group. In a specific embodiment,  $R^4$  is selected from cyclopropyl, cyclobutyl, cyclopentyl, cyclohexyl,

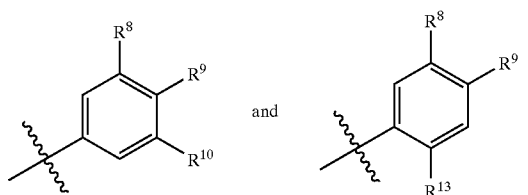


[0165] where  $R^e$  and  $R^f$  are selected from (C1-C3) alkanyl and methyl and  $R^g$  is benzyl. In some embodiments, each  $R^e$  is methyl. In some embodiments,  $R^f$  is ethyl.

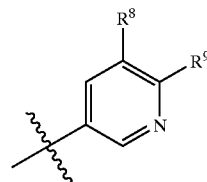
[0166] When  $R^4$  is selected from lower alkyl, isopropyl, t-butyl, lower cycloalkyl,



[0167] in the compounds described herein, such as, for example, the compounds of structural formulae (I)-(V), in some embodiments  $R^2$  is selected from

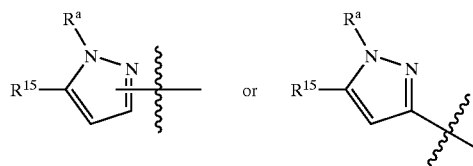


[0168] where  $R^8$ ,  $R^9$ ,  $R^{10}$  and  $R^{13}$  are as previously defined for structural formula (I). In a specific embodiment,  $R^2$  is selected from any of the above-described embodiments of these substituted phenyls. In other embodiments,  $R^2$  is

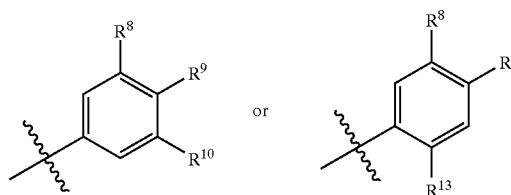


[0169] where  $R^8$  and  $R^9$  are a previously defined for structural formula (I).

[0170] When  $R^4$  is

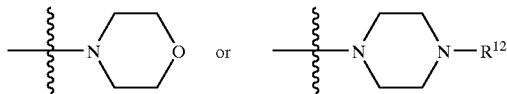


[0171] where  $R^{15}$  is lower branched alkyl or t-butyl, and  $R^2$  is

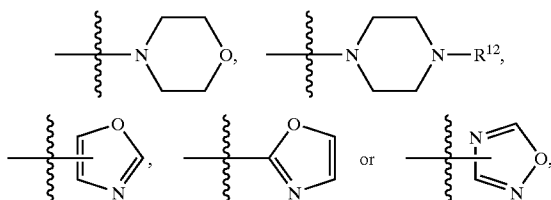


[0172] in the compounds described herein, such as, for example, the compounds of structural formulae (I)-(V), in some embodiments at least one of  $R^8$  or  $R^{10}$  is other than hydrogen. In other embodiments, at least two of  $R^8$ ,  $R^9$  and  $R^{10}$  are other than hydrogen. In still other embodiments, at least two of  $R^8$ ,  $R^9$  and  $R^{13}$  are other than hydrogen.

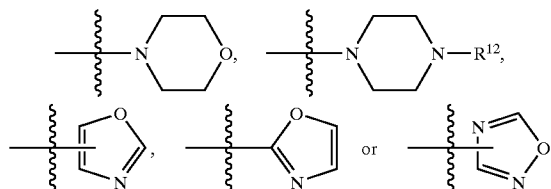
[0173] In still other embodiments, either: (i)  $R^9$  is



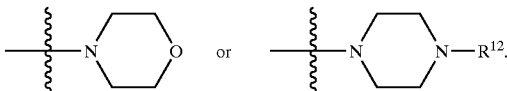
[0174] and  $R^{10}$  is other than



[0175] or (ii)  $R^{10}$  is

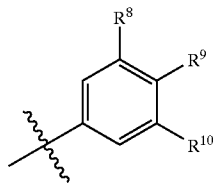


[0176] and  $R^9$  is other than



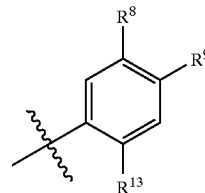
[0177] In a specific embodiment of alternative (i),  $R^{10}$  is hydrogen. In a specific embodiment of alternative (ii),  $R^9$  is hydrogen.

[0178] In still other embodiments, when  $R^2$  is



[0179] where  $R^8$  and  $R^9$  are each hydrogen, then  $R^{10}$  is other than lower branched alkyl, t-butyl or  $O(CH_2)_nR^b$ , where  $n$  is as previously defined for structural formula (I) and  $R^b$  is selected from  $-NR^cR^c$ ,  $-C(O)OR^a$ ,  $-C(O)NR^cR^c$  and  $-C(O)NR^aR^d$ .

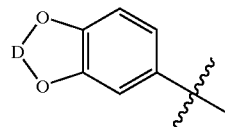
[0180] In still other embodiments, when  $R^2$  is



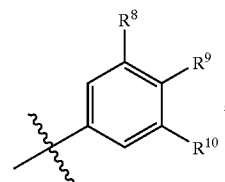
[0181] where  $R^9$  is hydrogen and  $R^{13}$  is selected from hydrogen, lower alkyl and methyl, then  $R^8$  is other than  $-O(CH_2)_nR^b$ , where  $n$  is as previously defined for structural formula (I) and  $R^b$  is  $-NR^cR^c$ . In still other embodiments, the compound is not any compound described in WO 01/64656, WO 03/026665 or WO 03/026666, the disclosures of which are incorporated herein by reference.

[0182] When  $R^4$  is  $-(CH_2)_n-R^b$  in the compounds described herein, such as, for example, the compounds of structural formulae (II)-(V), in some embodiments  $R^b$  is selected from the group consisting of  $-OR$ ,  $-NR^aR^c$ ,  $-C(O)R^a$  and  $-C(O)NR^aR^c$ , where each  $R^c$  is independently selected from hydrogen and lower alkyl.

[0183] When  $R^4$  is



[0184] in the compounds described herein, such as, for example, the compounds of structural formulae (I)-(V), in some embodiments  $R^2$  is



[0185] where  $R^9$  is selected from the group consisting of  $-OR^a$ , methoxy, isopropoxy,  $-OCH_2C(O)OR^a$ ,  $-OCH_2C(O)NHR^a$ ,  $-OCH_2C(O)NR^aR^a$  and  $-OCH_2CH_2NR^aR^a$ ; and  $R^8$  and  $R^{10}$  are as previously defined for structural formula (I). In a specific embodiment,  $R^8$  and  $R^{10}$  are selected from one of the following combinations:

[0186]  $R^8$  and  $R^{10}$  are each the same lower alkyl or methyl;

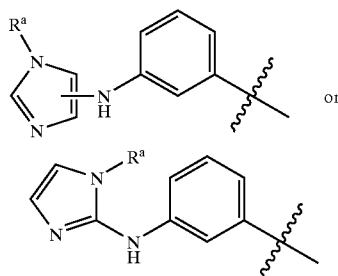
[0187]  $R^8$  is lower alkyl or methyl and  $R^{10}$  is halo, fluoro or chloro; and

[0188]  $R^8$  and  $R^{10}$  are each the same halo, fluoro or chloro.

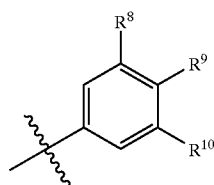


[0189] When  $R^4$  is selected from lower alkyl optionally monosubstituted with an  $R^b$  group, a lower cycloalkyl optionally monosubstituted with an  $R^b$  group and  $-C(R^a, R^a)_n-R^b$ , where,  $R^a$  and  $R^b$  are as previously defined for structural formula (I), and/or  $L^2$  is a lower alkylene linker in the compounds described herein, in some embodiments,  $R^2$  is other than mono-substituted phenyl, 3-hydroxyphenyl, 3-halophenyl, 3-chlorophenyl, 3-bromophenyl, 4-halophenyl, 4-chlorophenyl, 4-bromophenyl, 3,4-dihalophenyl, 3,4-dichlorophenyl or 3,4-dichlorophenyl. In a specific embodiment,  $R^2$  is other than these defined groups in compounds in which  $R^5$  is  $-CF_3$ . In another specific embodiment, the compound is not any compound described in US 2003/0171359 and/or WO 03/032997, the disclosures of which are incorporated herein by reference.

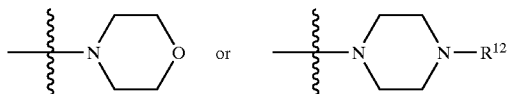
[0190] When  $R^4$  is



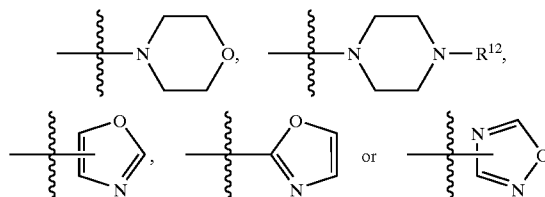
[0191] and  $R^2$  is



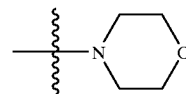
[0192] in the compounds described herein, such as, for example, the compounds of structural formulae (I)-(V), in some embodiments,  $R^9$  and  $R^{10}$  are non-bulky substituents. In a specific embodiment,  $R^9$  is other than



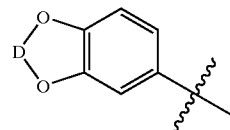
[0193] and  $R^{10}$  is other than



[0194] In another specific embodiment,  $R^8$ ,  $R^9$  and  $R^{10}$  are each, independently of one another, selected from hydrogen lower alkyl, methyl hydroxy, lower alkoxy, methoxy, halo, fluoro and chloro. In another specific embodiment,  $R^8$  is selected from hydrogen, lower alkyl, methyl, lower alkoxy and methoxy,  $R^9$  is selected from hydrogen, lower alkoxy and methoxy and  $R^{10}$  is selected from lower alkyl, methyl, lower alkoxy, methoxy, halo, fluoro and



[0195] In all of the compounds described herein in which  $R^4$  is



[0196] in some embodiments D is selected from the group consisting of  $-CH_2-$ ,  $-CF_2-$ ,  $-CH_2CH_2-$ ,  $-CF_2-CF_2-$  and  $-CH_2-CH_2-CH_2-$ .

[0197] In all of the compounds described herein having lower alkyl substituents or substituents including lower alkyl groups (e.g., lower alkoxy groups, etc.), in some embodiments the lower alkyl substituent or group is a saturated straight-chained, branched or cyclic alkyl (i.e., an alkanyl).

[0198] Additional exemplary embodiments of the compounds described herein are illustrated in the following TABLES 1-14, below.

TABLE 1A

Type A					Type B				
No.	Type	n	R <sup>21</sup>	R <sup>22</sup>	R <sup>23</sup>	R <sup>4'</sup>	A549	H1299	
101	A	1	H		H	H	+	+	
102	A	1	H	H		H	+	+	
103	A	1	H	H		H	+	+	
104	A	1	H		H	H	+	+	
105	A	1	H		H	H	+	+	
106	A	1	H	H		H	+	+	
107	A	2	H		H	H	+	+	
108	A	2	H		H	H	+	+	
109	A	2	H	H		H	+	+	
110	A	2	H	H		H	+	+	
111	A	2	H	Cl	Cl	H	+	+	
112	A	2	H	OMe	Cl	H	+	+	
113	A	2	H	H		H	+	+	
114	A	2	Cl	OMe	Cl	H	+	+	

TABLE 1A-continued

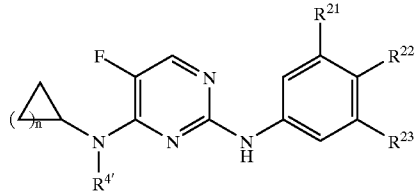
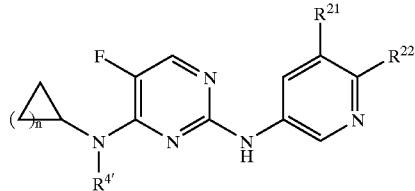
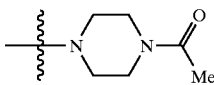
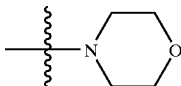
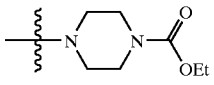
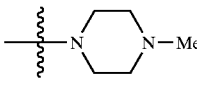
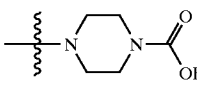
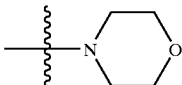
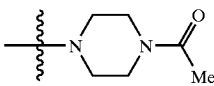
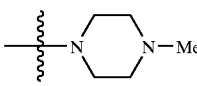
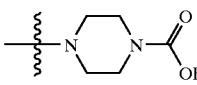
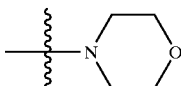
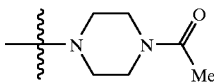
Type A					Type B				
									
No.	Type	n	R <sup>21</sup>	R <sup>22</sup>	R <sup>23</sup>	R <sup>4'</sup>	A549	H1299	
115	A	2	H	H		H	+	+	
116	A	2	Me	H	Me	H	+	+	
117	A	2	OMe	H	OMe	H	+	+	
118	A	2	OMe	H	CF <sub>3</sub>	H	-	+	
119	A	2	H	H		H	+	+	
120	A	2	H	H		H	+	+	
121	A	2	H		H	H	+	+	
122	A	2	H		H	H	+	+	
123	A	2	H		H	Me	+	+	
124	A	2	H		H	Me	+	+	
125	A	2	H		H	Me	+	+	
126 (HCl salt)	A	2	H		H	Me	+	+	
127	A	2	H	H		Me	+	+	
128	A	2	H	H		Me	+	+	

TABLE 1A-continued

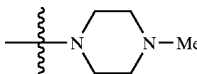
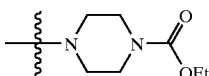
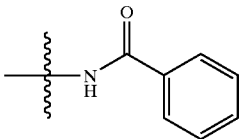
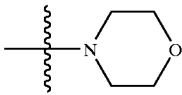
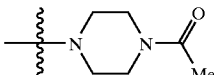
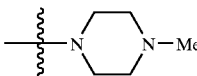
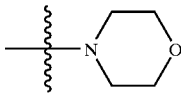
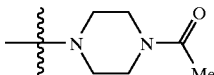
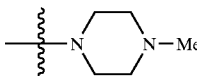
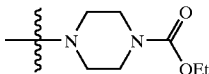
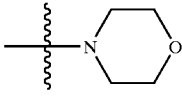
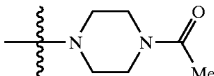
Type A					Type B			
No.	Type	n	R <sup>21</sup>	R <sup>22</sup>	R <sup>23</sup>	R <sup>4'</sup>	A549	H1299
129	A	2	H	H		Me	+	+
130	A	2	H	H		Me	+	+
131	A	2	H		H	H	+	+
132	A	2	H		H	H	+	+
133	A	3	H		H	H	+	+
134	A	3	H		H	H	+	+
135	A	3	H	H		H	+	+
136	A	3	H	H		H	+	+
137	A	3	H	H		H	+	+
138	A	3	H	H		H	+	+
139	A	4	H		H	H	+	+
140	A	4	H		H	H	+	+

TABLE 1A-continued

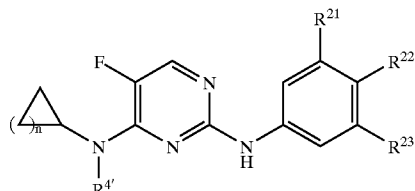
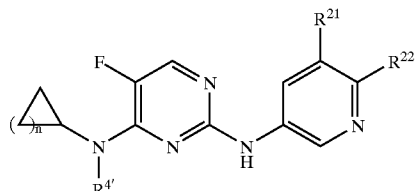
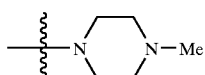
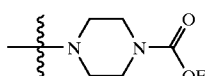
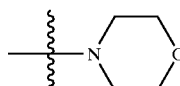
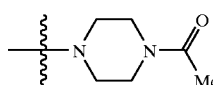
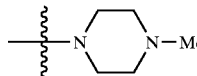
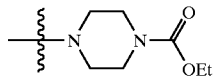
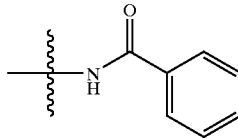
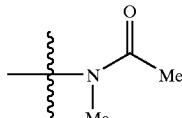
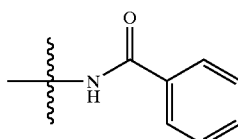
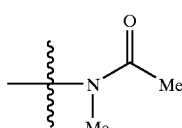
Type A					Type B				
									
No.	Type	n	R <sup>21</sup>	R <sup>22</sup>	R <sup>23</sup>	R <sup>4'</sup>	A549	H1299	
141	A	4	H		H	H	+	+	
142	A	4	H		H	H	+	+	
143	A	4	H	H		H	+	+	
144	A	4	H	H		H	+	+	
145	A	4	H	H		H	+	+	
146	A	4	H	H		H	+	+	
147	A	3	H		H	H	+	+	
148	A	3	H		H	H	+	+	
149	A	4	H		H	H	+	+	
150	A	4	H		H	H	+	+	

TABLE 1A-continued

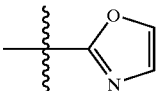
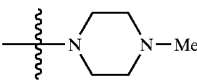
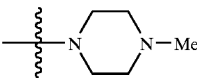
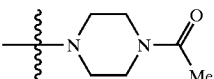
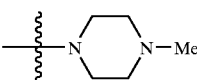
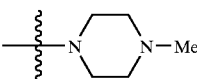
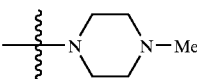
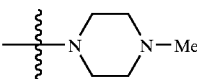
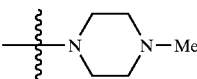
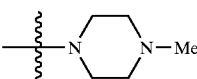
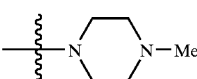
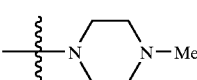
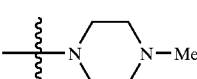
Type A					Type B			
No.	Type	n	R <sup>21</sup>	R <sup>22</sup>	R <sup>23</sup>	R <sup>4'</sup>	A549	H1299
151	A	2	H	H		Me	+	+
152	A	2	H		Cl	H	+	+
153	A	4	H		Cl	H	+	+
154	A (HCl salt)	2	H		H	H	+	+
155	A (TsOH salt)	4	H		H	H	+	+
156	A (HCl salt)	4	H		H	H	+	+
157	A	3	H		Cl	H	+	+
158	A	2	H		Cl	H	+	+
159	A	4	H		Cl	H	+	+
160	A	2	H		Me	H	+	+
161	A	3	H		Me	H	+	+
162	A	4	H		Me	H	+	+
163	A	2	H		CF <sub>3</sub>	H	+	+

TABLE 1A-continued

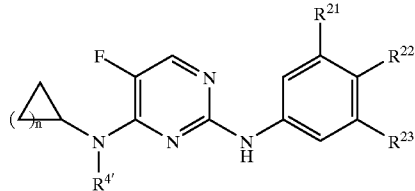
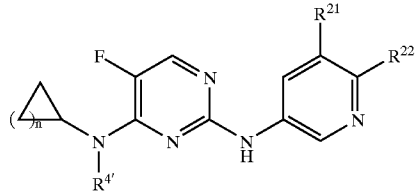
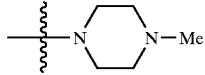
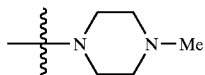
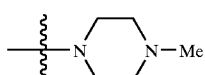
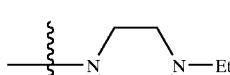
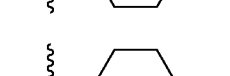
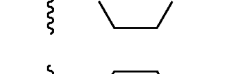
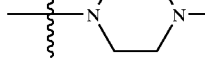
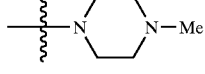
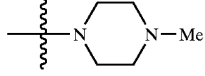
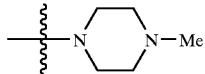
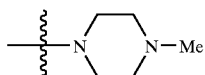
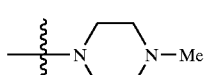
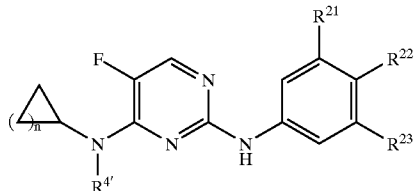
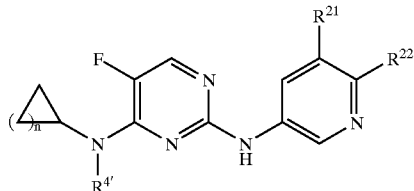
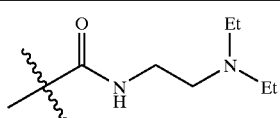
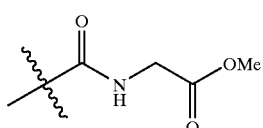
Type A					Type B				
									
No.	Type	n	R <sup>21</sup>	R <sup>22</sup>	R <sup>23</sup>	R <sup>4'</sup>	A549	H1299	
164	A	2	H		CF <sub>3</sub>	H	+	+	
165	A	4	H		CF <sub>3</sub>	H	+	+	
166	A	2	H		Me	H	+	+	
167	B	2	H		—	H	+	+	
168	B	3	H		—	H	+	+	
169	B	4	H		—	H	+	+	
170	A	2	H		CH <sub>2</sub> OH	H			
171	B	2	Me		—	H	+	+	
172	B	3	Me		—	H	+	+	
173	B	4	Me		—	H	+	+	
174	A	2	H		CH <sub>2</sub> OH	H	+	+	
175	A	3	H		H	H	+	+	

TABLE 1A-continued

Type A					Type B				
									
No.	Type	n	R <sup>21</sup>	R <sup>22</sup>	R <sup>23</sup>	R <sup>4'</sup>	A549	H1299	
176	A	3	H		H	H	+	+	
177	A	3	H		H	H	+	+	

[0199]

TABLE 1B

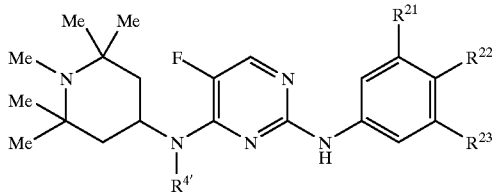
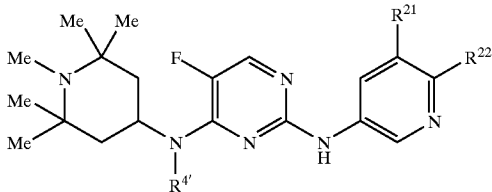
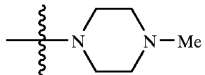
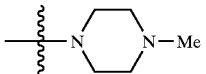
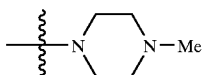
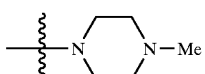
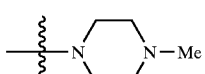
Type A				Type B			
							
No.	Type	R <sup>21</sup>	R <sup>22</sup>	R <sup>23</sup>	R <sup>4'</sup>	A549	H1299
178	A	H		H	H	+	+
179	A	H	H		H	+	+
180	A	H		Cl	H	+	+
181	A	H		Me	H	+	+
182	A	H		CF <sub>3</sub>	H	+	+



TABLE 1B-continued

Type A				Type B			
No.	Type	R <sup>21</sup>	R <sup>22</sup>	R <sup>23</sup>	R <sup>4'</sup>	A549	H1299
183	B	H		—	H	+	+
184	B	Me		—	H	+	+

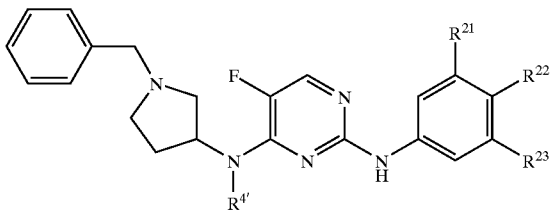
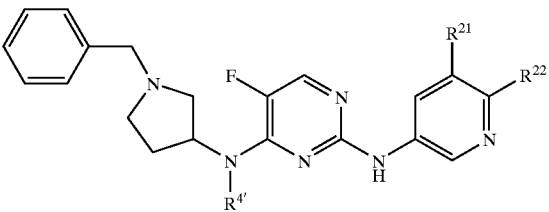
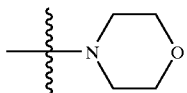
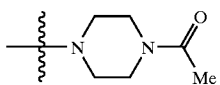
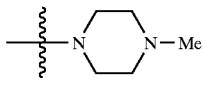
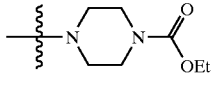
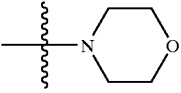
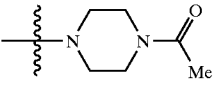
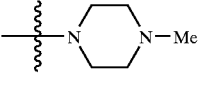
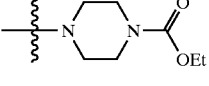
[0200]

TABLE 1C

Type A				Type B			
No.	Type	R <sup>21</sup>	R <sup>22</sup>	R <sup>23</sup>	R <sup>4'</sup>	A549	H1299
185	A	H		H	H	+	+
186	A	H	H		H	+	+
187	A	H		Cl	H	+	+
188	A	H		Me	H	+	+
189	A	H		CF <sub>3</sub>	H	+	+
190	B	H		—	H	+	+

[0201]

TABLE 1D

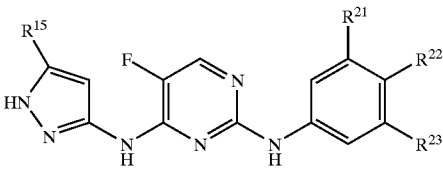
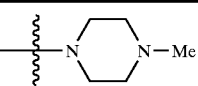
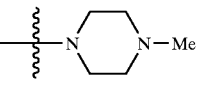
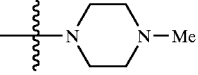
Type A				Type B			
							
No.	Type	R <sup>21</sup>	R <sup>22</sup>	R <sup>23</sup>	R <sup>4'</sup>	A549	H1299
191	A	H		H	H		
192	A	H		H	H		
193	A	H		H	H		
194	A	H		H	H		
195	A	H	H		H		
196	A	H	H		H		
197	A	H	H		H		
198	A	H	H		H		

[0202]

TABLE 2

No.	R <sup>15</sup>	R <sup>21</sup>	R <sup>22</sup>	R <sup>23</sup>	A549	H1299
199	t-butyl	H	H		+	
200	t-butyl	H	H		+	+
201	t-butyl		H	H	+	+
202	t-butyl	H		H	+	+
203	t-butyl	H		H	+	+
204	t-butyl	H		H	+	+
205	cyclopropyl	H	H		+	+
206	cyclopropyl	H		H	+	+
207	cyclopropyl	H	H		+	+
208	cyclopropyl	H	H			
209	cyclopropyl	H		H	+	+
210	cyclopropyl	H		H	+	-
211	cyclopropyl	H	H		+	+

TABLE 2-continued

						
No.	R <sup>15</sup>	R <sup>21</sup>	R <sup>22</sup>	R <sup>23</sup>	A549	H1299
212	cyclopropyl	H		Cl	+	+
213	cyclopropyl	H		Me	+	+
214	cyclopropyl	H		CF <sub>3</sub>	+	+

[0203]

TABLE 3

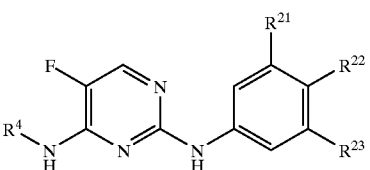
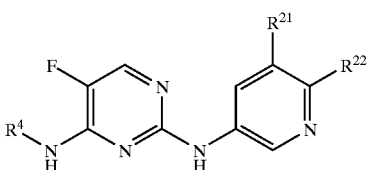
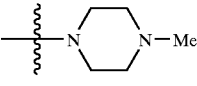
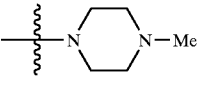
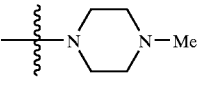
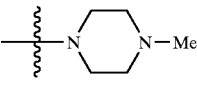
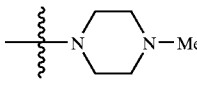
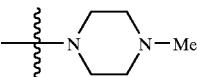
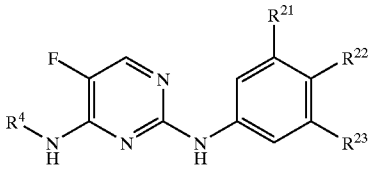
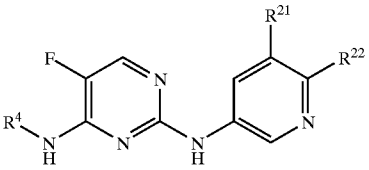
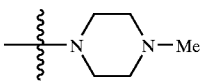
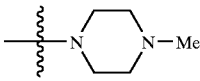
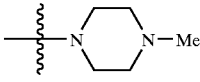
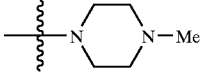
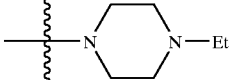
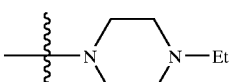
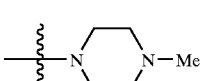
Type A				Type B			
							
No.	Type	R <sup>4</sup>	R <sup>21</sup>	R <sup>22</sup>	R <sup>23</sup>	A549	H1299
215	A	i-propyl	H		H	+	+
216	A	i-propyl	H		Cl	+	+
217	A	i-propyl	H		Me	+	+
218	A	i-propyl	H		CF <sub>3</sub>	+	+
219	A	i-propyl	H	H		+	+
220	A	t-butyl	H		H	+	+

TABLE 3-continued

Type A					Type B		
							
No.	Type	R <sup>4</sup>	R <sup>21</sup>	R <sup>22</sup>	R <sup>23</sup>	A549	H1299
221	A	t-butyl	H	H		+	+
222	A	t-butyl	H		Cl	+	+
223	A	t-butyl	H		Me	+	+
224	A	t-butyl	H		CF <sub>3</sub>	+	+
225	B	i-propyl	H		—	+	+
226	B	t-butyl	H		—	+	+
227	B	i-propyl	Me		—	+	+

[0204]

TABLE 4

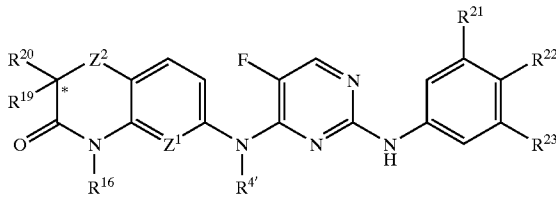
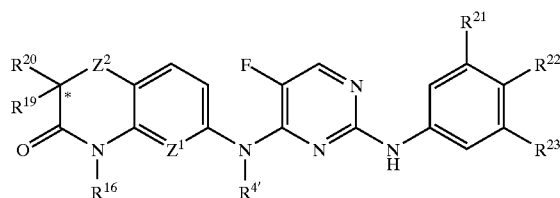
											
No.	Z <sup>1</sup>	Z <sup>2</sup>	R <sup>16</sup>	R <sup>19</sup>	R <sup>20</sup>	R <sup>21</sup>	R <sup>22</sup>	R <sup>23</sup>	R <sup>4'</sup>	A549	H1299
228	CH	O	H	Me(R)	H	H	OMe	Cl	H		
229	CH	O	H	Me(S)	H	Me	H	Me	H	+	+
230	CH	O	H	Me(R)	H	Me	H	Me	H	-	+
231	CH	O	H	Me(R)	H	Cl	OMe	H	H	-	-
232	CH	O	H	Me(R)	H	Cl	OMe	H	H	+	-
233	CH	O	H	Me(R)	H	Cl	OMe	H	H		
234	CH	O	H	Me(R)	H	Cl	OMe	H	H		
235	CH	O	H	Me(R)	H	Cl	OMe	H	H		

TABLE 4-continued

No.	Z <sup>1</sup>	Z <sup>2</sup>	R <sup>16</sup>	R <sup>19</sup>	R <sup>20</sup>	R <sup>21</sup>	R <sup>22</sup>	R <sup>23</sup>	R <sup>4'</sup>	A549	H1299
236	CH	O	H	H	H	H	H		H	+	+
237	CH	O	H	CH <sub>2</sub> CH <sub>2</sub> OH	H	H	H		H	+	+
238	CH	O	H	CH <sub>2</sub> CH <sub>2</sub> OH	H	H	H		H	+	+
239	CH	O	H	H	H	H	H		H	-	+
240	CH	O	H	Me(S)	H	H	H		H	+	-
241	CH	O	H	Me(R)	H	H	H		H		
242	CH	O	H	Me(S)	H	H	H		H		
243	CH	S	H	H	H	H	H		H		
244	CH	S	H	H	H	OMe	H	OMe	H		
245	CH	S	H	H	H	H	OMe	Cl	H		
246	CH	S	Me	H	H	H	H		H		
247	CH	S	Me	H	H	OMe	H	OMe	H		
248	CH	O	H	H	H	H	H	C(S)NH <sub>2</sub>	H		
249	CH	O	H	CH <sub>2</sub> CH <sub>2</sub> OH	H	H	H	C(S)NH <sub>2</sub>	H		
250	CH	S(O) <sub>2</sub>	H	Me	H	OMe	H	OMe	H	+	+
251	CH	S(O) <sub>2</sub>	H	Me	H	Me	H	Me	H	+	+
252	CH	S(O) <sub>2</sub>	H	Me	H	OMe	OMe	OMe	H		
253	CH	O	H	H	H	H	H		H		



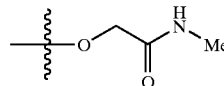
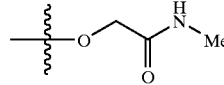
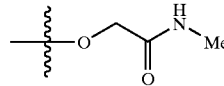
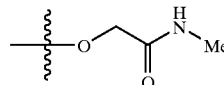
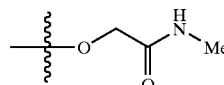
No.	Z <sup>1</sup>	Z <sup>2</sup>	R <sup>16</sup>	R <sup>19</sup>	R <sup>20</sup>	R <sup>21</sup>	R <sup>22</sup>	R <sup>23</sup>	R <sup>4'</sup>	A549	H1299
254	CH	O	H	H	H	H	H	OH	H	+	
255	CH	O	Me	H	H	H	H	OH	H	+	+
256	CH	O	H	Me	H	H	H		H	+	
257	CH	O	H	Me(S)	H	Cl	OMe	Cl	H		
258	CH	O	H	Me(R)	H	Cl	OMe	Cl	H		
259	CH	O	H	CH <sub>2</sub> CH <sub>2</sub> OH	H	OMe	H	OMe	H		
260	CH	O	H	CH <sub>2</sub> CH <sub>2</sub> OH	H	Cl	OMe	H	H		
261	CH	O	H	Me(S)	H	OMe	H	OMe	H		
262	CH	O	H	Me(R)	H	OMe	H	OMe	H		
263	CH	S(O) <sub>2</sub>	H	Me	Me	OMe	H	OMe	H	-	-
264	CH	S(O) <sub>2</sub>	H	Me	Me	Me	H	Me	H	-	+
265	CH	S(O) <sub>2</sub>	H	Me	Me	OMe	OMe	OMe	H	+	+
266	CH	S	H	Me	H	OMe	H	OMe			
267	CH	S	H	Me	H	Me	H	Me	H		
268	CH	S	H	Me	H	OMe	OMe	OMe	H		
269	CH	S(O) <sub>2</sub>	H	Me	Me	H	H		H		
270	CH	S(O) <sub>2</sub>	H	Me	Me	H	OMe	Cl	H		
271	CH	S	H	Me	H	H	H		H		
272	CH	S	H	Me	H	H	OMe	Cl	H		
273	CH	S	H	H	H	H	H	OH	H		
274	CH	S	Me	H	H	H	OH	H			
275	CH	S(O) <sub>2</sub>	H	Me	Me	H	H	OH	H		
276	CH	S(O) <sub>2</sub>	H	Me	H	H	H	OH	H		
277	CH	S(O) <sub>2</sub>	H	Me	H	H	H		H		
278	CH	S(O) <sub>2</sub>	H	Me	H	H	OMe	Cl	H		
279	CH	S	H	H	H	OMe	OMe	OMe	H		
280	CH	S	H	Me	Me	H	OMe	Cl	H		
281	CH	S	H	Me	Me	OMe	H	OMe	H		
282	CH	S	H	Me	Me	Me	H	Me	H		
283	CH	S	H	Me	Me	OMe	OMe	OMe	H		
284	CH	S	H	Me	Me	H	H	OH	H		
285	CH	S	H	Me	Me	H	H		H		
286	CH	S(O) <sub>2</sub>	H	Me	H	H	OMe	F	H		
287	CH	S(O) <sub>2</sub>	H	Me	Me	H	OMe	F	H	+	+
288	CH	S	H	Me	H	H	OMe	F	H	+	+
289	CH	S	H	Me	Me	H	OMe	F	H	+	+

TABLE 4-continued

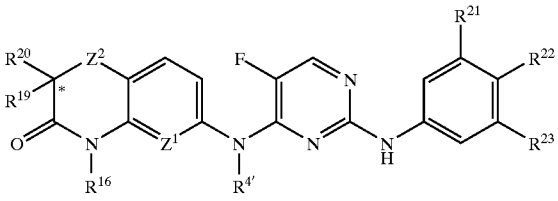
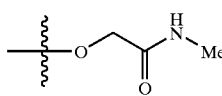
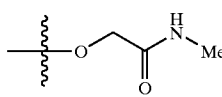
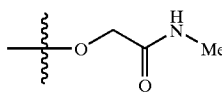
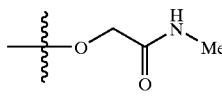
											
No.	Z <sup>1</sup>	Z <sup>2</sup>	R <sup>16</sup>	R <sup>19</sup>	R <sup>20</sup>	R <sup>21</sup>	R <sup>22</sup>	R <sup>23</sup>	R <sup>4'</sup>	A549	H1299
290	CH	S	H	H	H	H	OMe	F	H	+	+
291	CH	S	H	H	H	Me	O	Me	H	-	+
292	CH	S(O) <sub>2</sub>	H	H	H	Me	O	Me	H		
293	CH	S(O) <sub>2</sub>	H	H	H	OMe	H	OMe	H		
294	CH	S(O) <sub>2</sub>	H	H	H	H	OMe	Cl	H		
295	CH	S(O) <sub>2</sub>	H	H	H	H	H		H		
296	CH	S(O) <sub>2</sub>	H	H	H	OMe	OMe	OMe	H		
297	CH	S(O) <sub>2</sub>	H	H	H	H	H	OH	H		
298	CH	S(O) <sub>2</sub>	H	H	H	H	OMe	F	H		
299	CH	O	Me	H	H	H	H		H	+	-
300	CH	O	H	Me(S)	H	H	H		H	+	
301	CH	O	H	Me(R)	H	H	H		H		
302	CH	O	H	Me(S)	H	Cl	OMe	H	H		
303	CH	O	H	Me(R)	H	Cl	OMe	H	H		
304	CH	O	H	Me	Me	OMe	Me	Me	H		
305	CH	O	H	Me	Me	OMe	H	OMe	H	+	
306	CH	O	H	Me	Me	Cl	Me	Cl	H	+	+
307	CH	O	H	Me	Me	Cl	OMe	Cl	H	+	
308	CH	O	H	Me	Me	Cl	H	Cl	H	+	
309	CH	O	H	Me	Me	OMe	H	CF <sub>3</sub>	H	+	
310	CH	O	H	Me	Me	Me	H	Me	H	+	
311	CH	O	H	Me	Me	OMe	H	OMe	H	+	
312	CH	O	H	Me	Me	OMe	H	OMe	H	+	
313	CH	O	H	Me	Me	OMe	H	OMe	H	+	
314	CH	O	H	Me	Me	OMe	H	OMe	H	+	
315	CH	O	H	Me	Me	OMe	H	OMe	H		
316	CH	O	H	Me	Me	Me	H	Me	H		
317	CH	O	H	Me	Me	Me	H	Me	H		
318	CH	O	H	Me	Me	H	OMe	Cl	H		
319	CH	O	H	Me	Me	Me	Cl	Me	H		
320	CH	O	H	Me	Me	CH <sub>2</sub> OH	H	CH <sub>2</sub> OH	H	+	+
321	CH	O	H	Me	Me	Cl	H	OMe	H	+	+
322	CH	O	H	Me	Me	H	OMe	Cl	H		
323	CH	O	H	Me	Me	OMe	H	OMe	Me	+	+
324	CH	O	Me	Me	Me	Me	H	Me	Me	+	-
325	CH	O	Me	Me	Me	H	OMe	Cl	Me	+	+
326	CH	O	Me	Me	Me	OMe	H	OMe	Me	+	+
327	CH	O	H	Me	Me	H	OMe	Cl	Me	+	+
328	CH	O	Me	Me	Me	Me	H	Me	H		
329	CH	O	Me	Me	Me	OMe	H	OMe	H		
330	CH	O	H	Me	Me	H	C(O)NHMe	Cl	H		
331	CH	O	H	Me	Me	H	S(O) <sub>2</sub> NHMe	OMe	H		



TABLE 4-continued

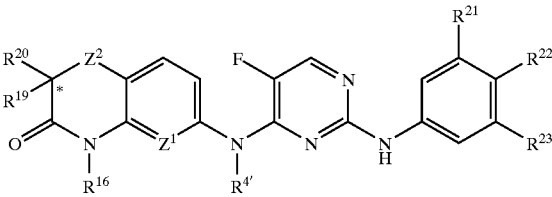
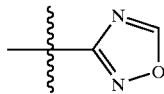
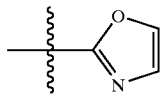
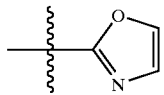
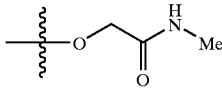
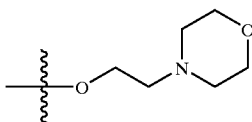
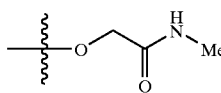
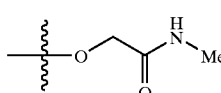
<div></div>											
No.	Z <sup>1</sup>	Z <sup>2</sup>	R <sup>16</sup>	R <sup>19</sup>	R <sup>20</sup>	R <sup>21</sup>	R <sup>22</sup>	R <sup>23</sup>	R <sup>4'</sup>	A549	H1299
332	CH	O	H	Me	Me	H	H		H		
333	CH	O	H	Me	Me	C(O)OMe	H		H	-	-
334	CH	O	H	Me	Me	CF <sub>3</sub>	H		H	+	-
335	N	O	H	Me	Me	Me	OMe	Me	H		
336	N	O	H	Me	Me	Me	OMe	Me	H		
337	N	O	H	Me	Me	Me	OMe	Me	H		
338	CH	O	H	Me	Me	OMe	OMe	OMe	H	+	+
339	CH	O	H	Me	Me			Me	H	+	+
340	N	O	H	Me	Me	OMe	OMe	OMe	H		
341	N	O	H	Me	Me	OMe	OMe	OMe	H		
342	N	O	H	Me	Me	OMe	OMe	OMe	H		
343	N	O	H	Me	Me	OMe	OMe	OMe	H		
344	N	O	H	Me	Me	OMe	OMe	OMe	H		
345	N	O	H	Me	Me	OMe	OMe	OMe	H		
346	N	O	H	Me	Me	OMe	OMe	OMe	H		
347	N	O	H	Me	Me	OMe	OMe	OMe	H		
348	N	O	H	Me	Me	OMe	OMe	OMe	H		
349	N	O	H	Me	Me	OMe	OMe	OMe	H		
350	N	O	H	Me	Me	Me	Cl	Me	H		
351	N	O	H	Me	Me	OMe	OMe	OMe	H		
352	N	O	H	Me	Me	Cl	OH	Cl	H	+	+
353	N	O	Me	Me	Me	OMe	OMe	OMe	H		
354	N	O	H	Me	Me	OMe			H	+	+
355	CH	O	H	Me	Me	H	H		H	+	+
356	CH	O	H	Me	Me	H	H	OH	H	+	-
357	N	O	H	Me	Me	H	H		H		
358	CH	O	H	Me	Me	Me	OH	Cl	H	+	+
359	CH	O	H	Me	Me	Me	OMe	Cl	H	+	+

TABLE 4-continued

<div></div>											
No.	Z <sup>1</sup>	Z <sup>2</sup>	R <sup>16</sup>	R <sup>19</sup>	R <sup>20</sup>	R <sup>21</sup>	R <sup>22</sup>	R <sup>23</sup>	R <sup>4'</sup>	A549	H1299
360	N	O	H	Me	Me	H	H		H		
361	N	O	H	Me	Me	H	H		H		
362	N	O	H	Me	Me	H	OMe	Cl	H		
363	N	O	H	Me	Me	OMe	H	OMe	H		
364	N	O	H	Me	Me	H	Cl	Cl	H		
365 (HCl salt)	N	O	H	Me	Me	H	H		H		
366 (bis HCl salt)	N	O	H	Me	Me	H	H		H		
367 (ni- trate salt)	N	O	H	Me	Me	H	H		H		
368 (bis nitrate salt)	N	O	H	Me	Me	H	H		H		
369 (mes- ylate salt)	N	O	H	Me	Me	H	H		H		
370	N	O	H	Me	Me	H	H		H		
371	N	O	H	Me	Me	H	H	t-butyl	H	+	+
372	N	O	H	Me	Me	H	H	OH	H		
373	N	O	H	Me	Me	H	H		H		
374	N	O	H	Me	Me	H	OMe	F	H	-	-
375	N	O	H	Me	Me	H	H	Cl	H	-	-
376	N	O	H	Me	Me	Cl	H	Cl	H	+	+
377	CH	O	H	Me	Me	Me	OMe	Cl	H		
378	N	O	H	Me	Me	H	OCF <sub>3</sub>	Cl	H	-	-
379	N	O	H	Me	Me	Me	OMe	Cl	H		

TABLE 4-continued

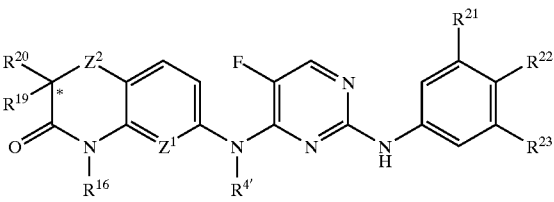
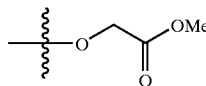
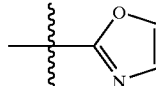
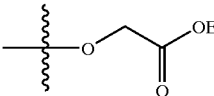
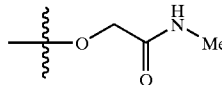
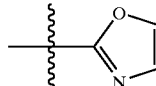
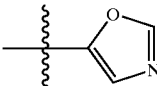
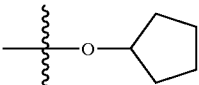
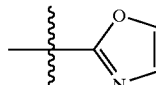
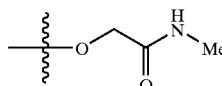
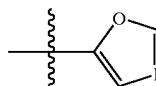
<div></div>											
No.	Z <sup>1</sup>	Z <sup>2</sup>	R <sup>16</sup>	R <sup>19</sup>	R <sup>20</sup>	R <sup>21</sup>	R <sup>22</sup>	R <sup>23</sup>	R <sup>4'</sup>	A549	H1299
380	N	O	H	Me	Me	H	H		H		
381	N	O	H	Me	Me	Me	OH	Cl	H		
382	N	O	H	Me	Me	Me	OMe	Me	H	-	-
383	N	O	H	Me	Me	H	H	i-propyl	H		
384	N	O	H	Me	Me	OMe	OMe	OMe	H	+	+
385	CH	O	H	Me	Me	Cl	OEt	Me	H	+	-
386	N	O	Me	Me	Me	Me	OMe	Cl	H		
387	N	O	H	Me	Me	Cl	OEt	Me	H	-	-
388	N	O	Me	Me	Me	H	H		H	+	+
389	CH	O	H	Me	Me	Me		Cl	H		
390	N	O	Me	Me	Me	H	H		H		
391	CH	O	H	Me	Me	H	H		H	+	+
392	N	O	Me	Me	H	H		H			
393	CH	O	H	Me	Me	Me		Cl	H		
394	CH	O	Me	Me	Me	H	H		H	+	-
395	CH	O	H	Me	Me	H	H		Me	-	+
396	CH	O	H	Me	Me	H	H		H		

TABLE 4-continued

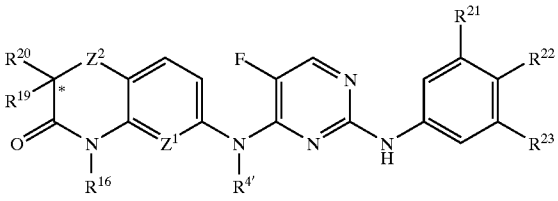
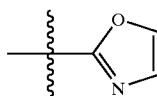
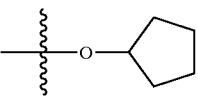
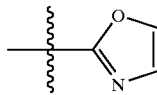
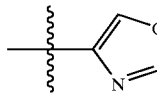
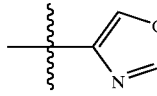
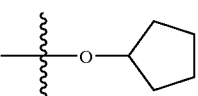
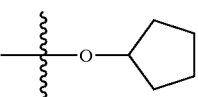
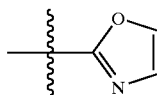
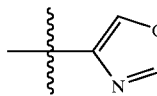
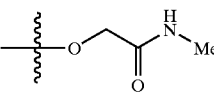
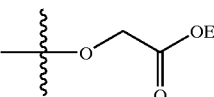
											
No.	Z <sup>1</sup>	Z <sup>2</sup>	R <sup>16</sup>	R <sup>19</sup>	R <sup>20</sup>	R <sup>21</sup>	R <sup>22</sup>	R <sup>23</sup>	R <sup>4'</sup>	A549	H1299
397	CH	O	Me	Me	Me	H	H		Me	+	+
398	N	O	H	Me	Me	Me		Cl	H	-	-
399	N	O	H	Me	Me	H	H		H		
400	N	O	H	Me	Me	H	H		H		
401	CH	O	Me	Me	Me	H	H		Me	+	+
402	CH	O	Me	Me	Me	Me	OMe	Me	Me	+	-
403	CH	O	Me	Me	Me	Me		Cl	Me	+	-
404	N	O	Me	Me	Me	Me	OMe	Me	H		
405	N	O	Me	Me	Me	Me		Cl	H	+	+
406	N	O	H	Me	Me	H	H		H		
407	CH	O	H	Me	Me	H	H		H	+	+
408	N	O	H	Me	Me	Me		Cl	H		
409	N	O	H	Me	Me	Me		Me	H		

TABLE 4-continued

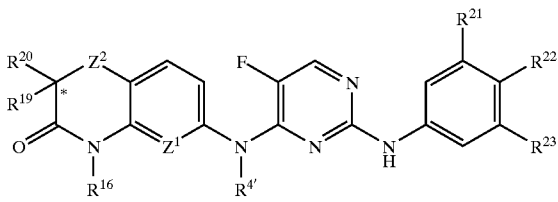
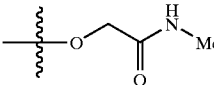
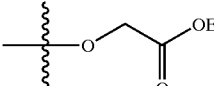
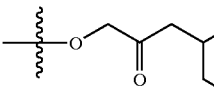
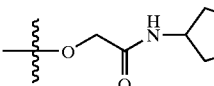
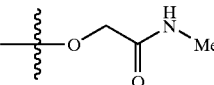
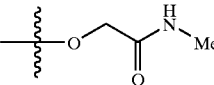
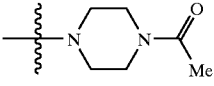
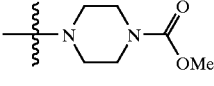
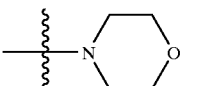
<div></div>											
No.	Z <sup>1</sup>	Z <sup>2</sup>	R <sup>16</sup>	R <sup>19</sup>	R <sup>20</sup>	R <sup>21</sup>	R <sup>22</sup>	R <sup>23</sup>	R <sup>4'</sup>	A549	H1299
410	CH	O	H	Me	Me	Me	i-propoxy	Cl	H		
411	N	O	H	Me	Me	Me	i-propoxy	Cl	H		
412	N	O	H	Me	Me	Me	<div></div>	Me	H		
413	N	O	H	Me	Me	Me	<div></div>	Cl	H		
414	N	O	H	Me	Me	Me	<div></div>	Cl	H	-	-
415	N	O	H	Me	Me	Me	<div></div>	Me	H		
416	CH	O	H	Me	Me	H	H	<div></div>	H		
417	N	O	H	Me	Me	H	C(O)NHMe	Cl	H		
418	N	O	H	H	H	H	H	<div></div>	H		
419	N	O	H	H	H	H	<div></div>	H	H		
420	N	O	H	H	H	H	<div></div>	H	H		
421	N	O	H	H	H	H	Cl	Cl	H		
422	N	O	H	H	H	H	OMe	Cl	H		
423	N	O	H	H	H	H	OMe	Cl	H		
424	N	O	H	H	H	OMe	H	OMe	H		
425	N	O	H	H	H	H	OMe	F	H		
426	N	O	H	H	H	H	OMe	H	H		
427	N	O	H	H	H	H	OCF <sub>3</sub>	H	H		
428	N	O	H	H	H	H	OEt	H	H		
429	N	O	H	H	H	H	OBu	H	H		
430	N	O	H	H	H	H	<div></div>	H	H		

TABLE 4-continued

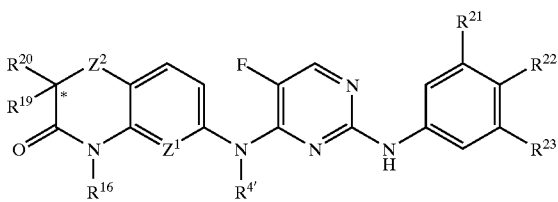
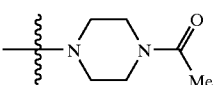
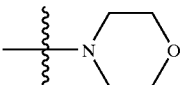
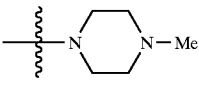
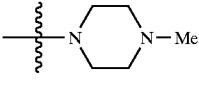
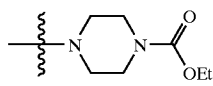
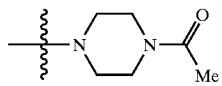
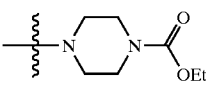
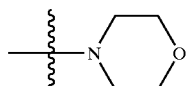
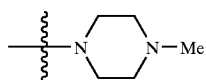
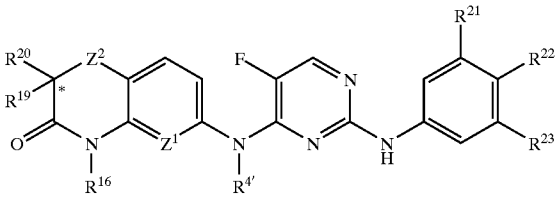
<div></div>											
No.	Z <sup>1</sup>	Z <sup>2</sup>	R <sup>16</sup>	R <sup>19</sup>	R <sup>20</sup>	R <sup>21</sup>	R <sup>22</sup>	R <sup>23</sup>	R <sup>4'</sup>	A549	H1299
431	N	O	H	H	H	H	O-iPr	H	H		
432	N	O	H	Me	Me	H		H	H		
433	N	O	H	H	H	H	OMe	OMe	H		
434	N	O	H	Me	Me	H		H	H		
435	N	O	H	H	H	H		H	H	+	+
436	N	O	H	Me	Me	H		H	H	+	
437	N	O	H	H	H	Me	H	Me	M		
438	N	O	H	Me	Me	Me	H	Me	H		
439	N	O	H	H	H	H	H	i-propyl	H	-	-
440	N	O	H	H	H	H	Me	Cl	H	-	-
441	N	O	H	H	H	CF <sub>3</sub>	H	OMe	H	-	-
442	N	O	H	H	H	Cl	H	Cl	H	-	-
443	N	O	H	H	H	H	H	Br	H	-	-
444	N	O	H	H	H	H	H	t-butyl	H	-	-
445	N	O	H	H	H	OMe	OMe	OMe	H		
446	N	O	H	H	H	H	F	F	H	-	-
447	N	O	H	H	H	Me	OMe	Me	H		
448	N	O	H	H	H	Me	OH	Me	H	+	+
449	N	O	H	H	H	H	H		H	+	+
450	N	O	H	H	H	H	H		H	+	+
451	N	O	H	H	H	H		H	H	-	-
452	N	O	H	H	H	H	H		H		
453	N	O	H	H	H	H	H		H	+	+

TABLE 4-continued

<div></div>											
No.	Z <sup>1</sup>	Z <sup>2</sup>	R <sup>16</sup>	R <sup>19</sup>	R <sup>20</sup>	R <sup>21</sup>	R <sup>22</sup>	R <sup>23</sup>	R <sup>4'</sup>	A549	H1299
454	N	O	H	Me	Me	H	H		H	-	-
455	N	O	H	Me	Me	H	H		H	+	+
456	N	O	H	Me	Me	H		H	H	+	+
457	N	O	H	Me	Me	H	H		H		
458	N	O	H	Me	Me	H	H		H	+	+
459	N	O	H	Me(S)	H	H	OMe	Cl	H		
460	N	O	H	Me(S)	H	OMe	OMe	OMe	H		
461	N	O	H	Me(S)	H	Me	H	Me	H		
462	CH	O	H	Me(R)	H	H	C(O)NH <sub>2</sub>	H	H	-	+
463	CH	O	H	Me(S)	H	CH <sub>2</sub> NHBOC	H	H	H		
464	CH	O	H	Me(R)	H	CH <sub>2</sub> NHBOC	H	H	H		
465	CH	O	H	Me(S)	H	CH <sub>2</sub> NH <sub>2</sub>	H	H	H		
466	CH	O	H	Me(R)	H	CH <sub>2</sub> NH <sub>2</sub>	H	H	H		
467	CH	O	H	Me	Me	H	H		H		
468	CH	O	H	Me(S)	H	H	H		H		
469	CH	O	H	Me(R)	H	H	H		H		
470	CH	O	H	Me	Me	H		H	H	-	-
471	CH	O	H	Me(S)	H	H		H	H	+	-
472	N	O	H	Me	Me	H	C(O)NH <sub>2</sub>	H	H	+	+

TABLE 4-continued

											
No.	Z <sup>1</sup>	Z <sup>2</sup>	R <sup>16</sup>	R <sup>19</sup>	R <sup>20</sup>	R <sup>21</sup>	R <sup>22</sup>	R <sup>23</sup>	R <sup>4'</sup>	A549	H1299
473	N → O	O	H	Me	Me	OMe	OMe	OMe	H	+	+

<sup>††</sup>In TABLE 4, compounds having chirality at the carbon labeled with an asterisk (\*) that, through substituent R<sup>19</sup>, designate a specified stereochemistry were synthesized and tested as the substantially pure enantiomer; compounds that do not designate a specified stereochemistry at this carbon atom were synthesized and, if tested, were tested as the racemate.

[0205]

TABLE 5

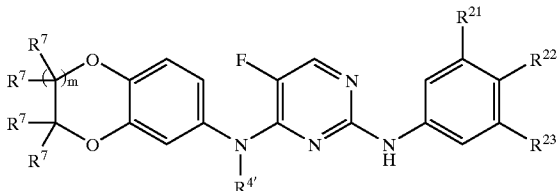
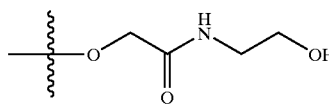
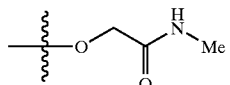
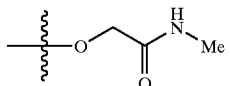
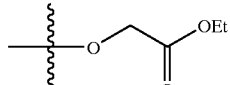
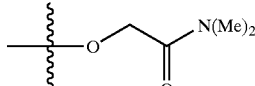
<div></div>									
No.	m	R <sup>7</sup>	R <sup>21</sup>	R <sup>22</sup>	R <sup>23</sup>	R <sup>4'</sup>	A549	H1299	
474	1	H	H	<div></div>	H	H	-		
475	1	H	H	<div></div>	H	H	-		
476	0	F	H	H	<div></div>	H			
477	1	H	H	hexoxy	H	H	-		
478	1	H	H	OEt	H	H	+		
479	1	H	H	butoxy	H	H	-		
480	1	H	H	<div></div>	H	H	-		
481	1	H	H	H	<div></div>	H	-		
482	1	H	H	H	OH	H	-		
483	1	H	H	OEt	H	H	-		
484	1	H	H	OMe	OMe	H			
485	1	H	H	F	Cl	H	-		
486	1	H	H	t-butyl	H	H			
487	1	H	H	F	H	H	-		



TABLE 5-continued

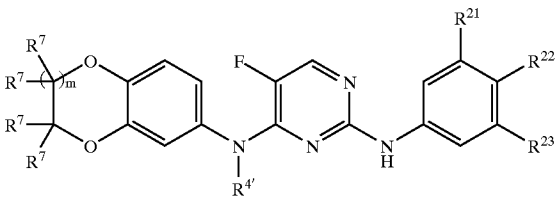
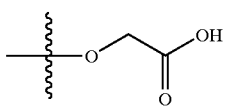
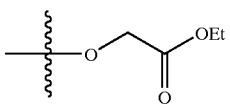
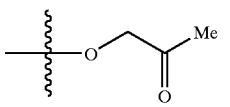
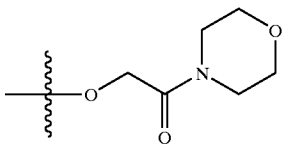
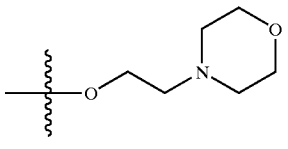
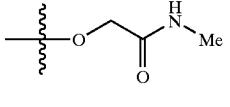
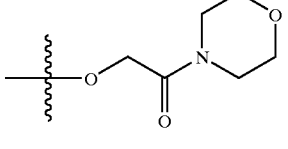
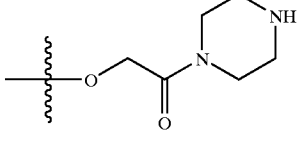
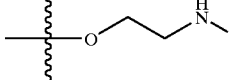
								
No.	m	R <sup>7</sup>	R <sup>21</sup>	R <sup>22</sup>	R <sup>23</sup>	R <sup>4'</sup>	A549	H1299
488	1	H	H	H	F	H		
489	1	H	H	Et	H	H	-	
490	1	H	H		H	H	-	
491	1	H	H	H		H	-	+
492	1	H	H	H		H	-	
493	1	H	H	H		H	-/+	+
494	1	H	H	H		H	+	+
495	1	H	H	H		H	-/+	+
496	1	H	H	H		H	+	
497	1	H	H	H		H	+	
498	1	H	H	H		H	-	

TABLE 5-continued

No.	m	R <sup>7</sup>	R <sup>21</sup>	R <sup>22</sup>	R <sup>23</sup>	R <sup>4'</sup>	A549	H1299
499	1	H	H	H		H		
500	1	H	H	H		H	+	
501	1	H	H		H	H	-	
502	1	H	H		H	H	-	
503	1	F	H	H		H	-/+	
504	1	H	H	H		H	+	
505	1	H	H	Me		H		
506	1	H	OMe	OMe	OMe	H	+	
507	1	H	Cl	OH	Cl	H	+	
508	1	H	H	H		H	-	
509	1	H	H	H		H	-	

TABLE 5-continued

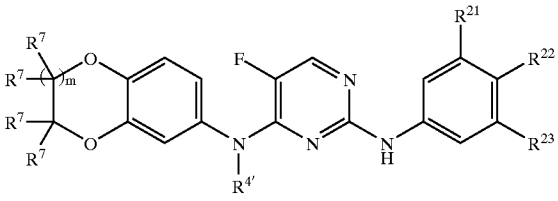
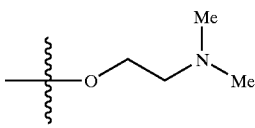
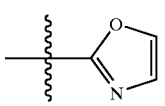
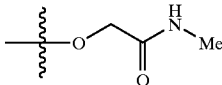
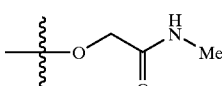
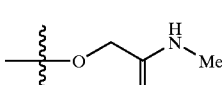
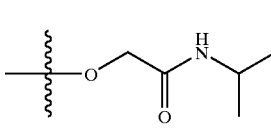
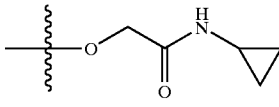
								
No.	m	R <sup>7</sup>	R <sup>21</sup>	R <sup>22</sup>	R <sup>23</sup>	R <sup>4'</sup>	A549	H1299
510	1	H	H	H		H	-	
511	1	H	H	i-propyl	H	H	-	
512	1	H	OMe	H	OMe	H	+	+
513	0	F	H	H	Cl	H	+	+
514	1	H	H	H	CF <sub>3</sub>	H	-	
515	1	H	H	H		H	+	+
516	1	H	H	H		H	+	
517	1	H	H	H		H		
518	1	H	H	OMe		H		
519	1	H	H	H		H		
520	1	H	H	H		H	+	
521	1	H	Me	H	OH	H	+	-
522	1	H	F	H	CF <sub>3</sub>	H	-	-
523	1	H	Me	H	CF <sub>3</sub>	H	-	+
524	1	H	F	H	F	H	-	-
525	1	H	H	OMe	Cl	H		
526	1	H	H	OCF <sub>2</sub>	Cl	H	+	-
527	1	H	Me	H	Me	H	+	
528	1	H	Me	Cl	Me	H	+	
529	1	H	CH <sub>2</sub> OH	H	CH <sub>2</sub> OH	H	+	+
530	1	H	Cl	H	Cl	H	+	+
531	1	H	OMe	H	CF <sub>3</sub>	H	-	+
532	1	F	OMe	H	OMe	H	+	+
533	1	F	Me	Cl	Me	H	-	+
534	1	F	CH <sub>2</sub> OH	H	CH <sub>2</sub> OH	H		+
535	1	F	Cl	H	Cl	H	+	+
536	1	F	OMe	H	CF <sub>3</sub>	H	+	+
537	1	F	Me	H	Me	H	+	+
538	1	F	Me	H	CF <sub>3</sub>	H	+	-
539	1	H	Cl	H	OMe	H	+	+

TABLE 5-continued

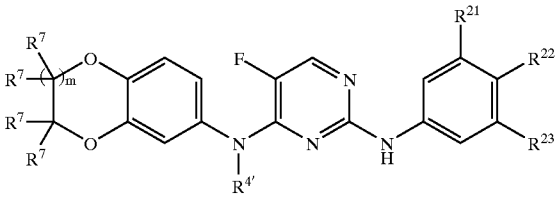
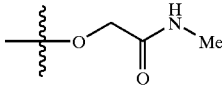
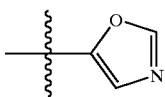
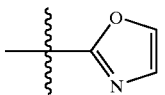
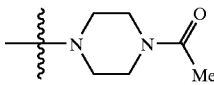
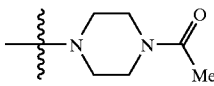
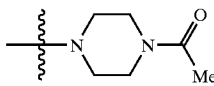
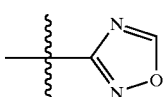
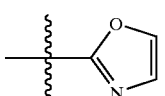
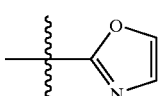
								
No.	m	R <sup>7</sup>	R <sup>21</sup>	R <sup>22</sup>	R <sup>23</sup>	R <sup>4'</sup>	A549	H1299
540	0	H	OMe	H	OMe	H		
541	0	H	OMe	H	CF <sub>3</sub>	H	+	-
542	0	H	Me	H	CF <sub>3</sub>	H	-	-
543	0	H	Cl	H	Cl	H	+	+
544	0	H	Me	H	Me	H	-	-
545	0	H	H	H		Me		
546	1	H	OMe	H	OMe	Me	+	-
547	1	H	Me	H	Me	Me	+	+
548	1	H	H	H		Me		
549	1	H	H	H		Me	+	+
550	1	H	H	H		H	+	+
551	1	H	H		H	H	+	+
552	1	F	H	H		H	+	+
553	1	F	H		H	H	+	+
554	1	H	H	C(O)NHMe	Cl	H	+	+
555	1	H	H	C(O)NHMe	Cl	Me		
556	1	H	H	S(O) <sub>2</sub> NHMe	OMe	H		
557	1	H	H	H		H		
558	1	H	C(O)OMe	H		H	+	+
559	1	H	CF <sub>3</sub>	H		H	+	+
560	0	F	OMe	OMe	OMe	H	+	+

TABLE 5-continued

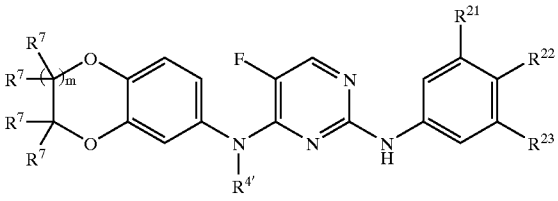
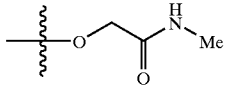
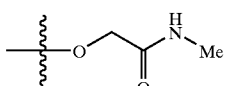
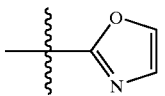
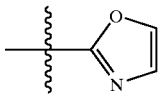
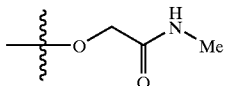
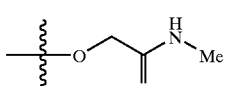
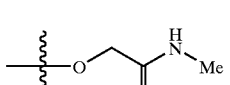
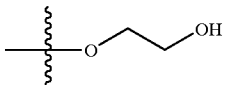
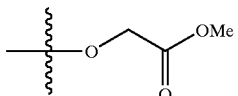
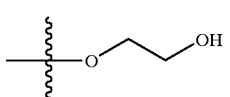
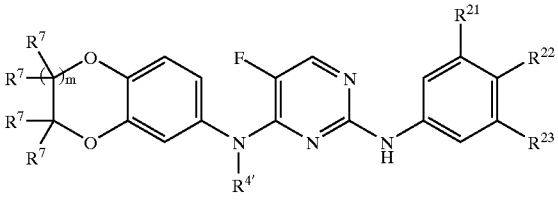
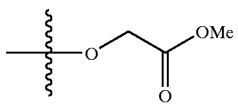
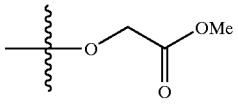
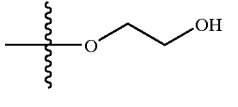
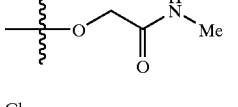
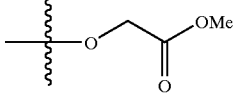
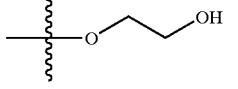
								
No.	m	R <sup>7</sup>	R <sup>21</sup>	R <sup>22</sup>	R <sup>23</sup>	R <sup>4'</sup>	A549	H1299
561	0	F	OMe	H	OMe	H	+	+
562	0	F	Me	H	Me	H	+	+
563	0	F	Cl	OH	Cl	H	+	+
564	0	F	Cl	H	Cl	H	+	+
565	0	F	Me	Cl	Me	H	-	-
566	0	F	Me	OH	Cl	H	+	+
567	0	F	OMe	H	CF <sub>3</sub>	H	+	+
568	0	F	Me	H	CF <sub>3</sub>	H	-	+
569	1	H	Me		Me	H	+	+
570	0	H	Me		Me	H	+	+
571	1	F	H	H		H	+	+
572	1	F	H	H		Me	+	+
573	1	H	Me		Me	Me	+	+
574	1	F	Me		Me	Me	+	+
575	1	F	Me		Me	H	+	+
576	1	H	H	H		H	+	
577	2	H	H		H	H		
578	2	H	H		H	H		

TABLE 5-continued

									
No.	m	R <sup>7</sup>	R <sup>21</sup>	R <sup>22</sup>	R <sup>23</sup>	R <sup>4'</sup>	A549	H1299	
579	2	H	H		H	H			
580	2	H	H	H		H	-		
581	2	H	H	H		H	+		
582	2	H	H	H		H			
583	1	H	Me	OH	Cl	H			
584	1	H	Me	OMe	Me	H			
585	1	H	Me	OMe	Cl	H			
586	1	H	H	H		H	-		
587	1	H	H		H	H	+		

[0206]

TABLE 6

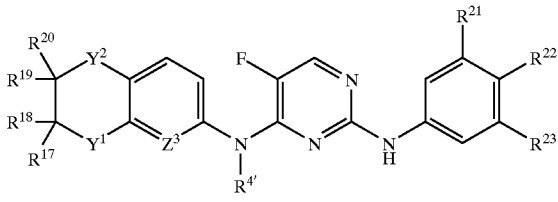
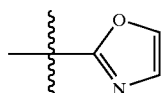
													
No.	Y <sup>1</sup>	Y <sup>2</sup>	Z <sup>3</sup>	R <sup>17</sup>	R <sup>18</sup>	R <sup>19</sup>	R <sup>20</sup>	R <sup>21</sup>	R <sup>22</sup>	R <sup>23</sup>	R <sup>4'</sup>	A549	H1299
588	N	O	CH	Me	Me	H	H	OMe	H	OMe	H	+	+
589	N	O	CH	H	H	H	H	H	H		H	+	+

TABLE 6-continued

No.	Y <sup>1</sup>	Y <sup>2</sup>	Z <sup>3</sup>	R <sup>17</sup>	R <sup>18</sup>	R <sup>19</sup>	R <sup>20</sup>	R <sup>21</sup>	R <sup>22</sup>	R <sup>23</sup>	R <sup>4'</sup>	A549	H1299
590	N	O	CH	Me	Me	H	H	H	H		H	+	+
591	N	O	CH	H	H	H	H	H	H		H	+	+
592	N	O	CH	Me	Me	H	H	H	H		H	-	-
593	N	O	CH	H	H	H	CH <sub>2</sub> CH <sub>2</sub> OH	OMe	H	OMe	H		
594	N	O	CH	H	H	H	CH <sub>2</sub> CH <sub>2</sub> OH	Me	H	Me	H		
595	N	S	CH	H	H	H	H	H	H		H		
596	N	O	CH	H	H	Me	Me	H	H		H		
597	N	O	CH	H	H	Me	Me	Me	OMe	Cl	H	+	+
598	N	O	CH	H	H	Me	Me	OMe	H	OMe	H		
599	N	O	N	H	H	Me	Me	H	H		H		
600	N	O	N	H	H	H	H	H	H		H		
601	N	O	N	H	H	H	H	H		H	H		
602	N	O	N	H	H	H	H	H	H		H		
603	N	O	N	H	H	H	H	H		H	H	+	+

TABLE 6-continued

No.	Y <sup>1</sup>	Y <sup>2</sup>	Z <sup>3</sup>	R <sup>17</sup>	R <sup>18</sup>	R <sup>19</sup>	R <sup>20</sup>	R <sup>21</sup>	R <sup>22</sup>	R <sup>23</sup>	R <sup>4'</sup>	A549	H1299
604	N	O	N	H	H	H	H	H		H	H	-	+
605	N	O	N	H	H	H	H	H	H		H	+	+
606	N	O	N	H	H	H	H	H	H		H	+	+
607	N	O	N	H	H	H	H	H	H		H	+	+
608	N	O	N	H	H	H	H	H		H	H	+	+
609	N	O	N	H	H	H	H	H	H		H	+	+
610	N	O	N	H	H	H	H	H	H		H	+	+
611	N	O	N	H	H	H	H	OMe	OMe	OMe	H	+	+
612	N	O	N	H	H	H	H	H	OMe	Cl	H	-	-
613	N	O	N	H	H	H	H	H	H		H	+	+
614	N	O	N	H	H	H	H	H	H		H	+	+
615	N	O	N	H	H	H	H	H		Cl	H	+	+
616	N	O	N	H	H	H	H	H		Me	H	+	+



[0207]

TABLE 7

Type A					Type B			
No.	Type	R <sup>4'</sup>	R <sup>4</sup>	Y	R <sup>11</sup>	A549	HTC116	H1299
617	A	H		NH	OEt	-		
618	A	H		NH	OEt	+		
619	A	H		O	OMe	-		
620	A	H		O	OMe			
621	A	H		NH	OH	-		
622	A	H		O	OH	-		
623	A	H		O	OMe	-		
624	A	H		O		-		

TABLE 7-continued

Type A				Type B				
No.	Type	R <sup>4'</sup>	R <sup>4</sup>	Y	R <sup>11</sup>	A549	HTC116	H1299
625	A	H		O		+	+	
626	A	H		O		-/+	+	
627	A	H		O	NHMe	-		
628	A	H		O	NHMe	-		
629	A	H		O	NHMe	+	+	
630	A	H		O	NH(CH <sub>2</sub> ) <sub>2</sub> OH	-		
631	A	H		O	NH(CH <sub>2</sub> ) <sub>2</sub> OH	+	+	
632	A	H		O		+	+	

TABLE 7-continued

Type A				Type B				
No.	Type	R <sup>4'</sup>	R <sup>4</sup>	Y	R <sup>11</sup>	A549	HTC116	H1299
633	A	H		O		+	+	
634	A	H		O		+		-
635	A	H		O		+		
636	A	H		O	OMe	+		-
637	A	H		NH	OEt			
638	A	H		O	OMe	-		
639	A	H		O	OH	-		
640	A	H		O		-		

TABLE 7-continued

Type A					Type B				
No.	Type	R <sup>4'</sup>	R <sup>4</sup>	Y	R <sup>11</sup>	A549	HTC116	H1299	
641	A	H		O	OMe	-			
642	A	H		O	NHMe	+			
643	A	H		O	N(Me) <sub>2</sub>	-			
644	A	H		O		+	+		
645	A	H		O		+	+		
646	B	H		NH	OEt	+	+	+	
647	B	H		NH	OEt	+	+		
648	B	H		NH	OEt	+	+		

TABLE 7-continued

Type A				Type B				
No.	Type	R <sup>4'</sup>	R <sup>4</sup>	Y	R <sup>11</sup>	A549	HTC116	H1299
649	B	H		NH	NHMe	+	+	
650	A	H		O	OMe			
651	A	H		O	OMe	-		
652	A	H		O	OMe	-		
653	B	H		NH	NHMe	+		+
654	B	H		NH	NHMe	+		+
655	B	H		NH	NHMe	+		+

TABLE 7-continued

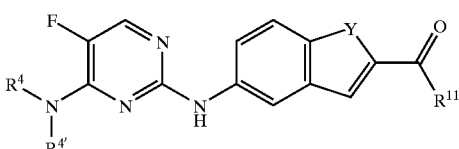
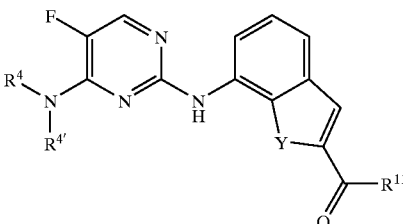
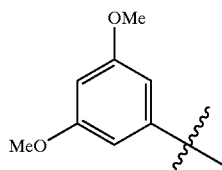
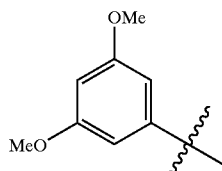
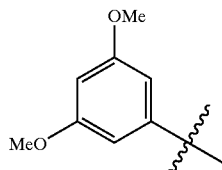
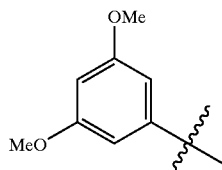
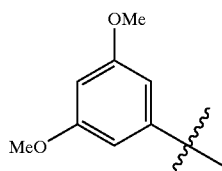
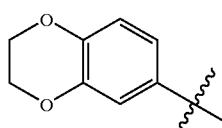
Type A				Type B				
								
No.	Type	R <sup>4'</sup>	R <sup>4</sup>	Y	R <sup>11</sup>	A549	HTC116	H1299
656	A	H		O	OMe	-	-	-
657	A	H		O	OH	-	-	-
658	A	H		NH	Me	-	-	+
659	B	H		NH	N(Me)CH <sub>2</sub> CH <sub>2</sub> OH	+	+	+
660	B	H		NH	NHC(Me) <sub>2</sub> CH <sub>2</sub> OH	+	+	+
661	B	Me		O	OMe	-	-	-

TABLE 7-continued

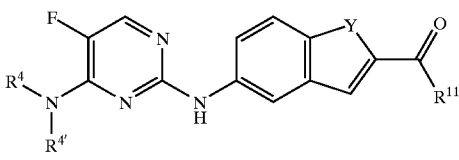
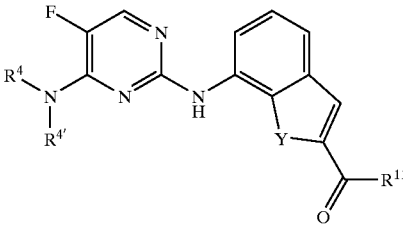
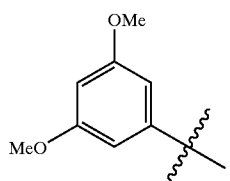
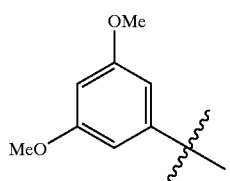
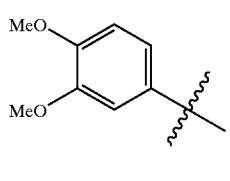
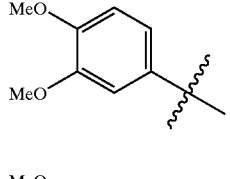
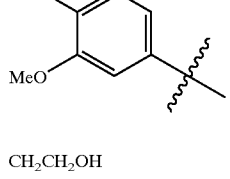
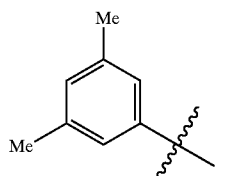
Type A				Type B				
								
No.	Type	R <sup>4'</sup>	R <sup>4</sup>	Y	R <sup>11</sup>	A549	HTC116	H1299
662	A	Me		O	OMe	-		+
663	B	Me		NH	NHMe	+		+
664	B	H		NH	OEt	+		+
665	B	H		NH	NHMe	+		+
666	B	Me		NH	OEt	+		+
667	B	H	CH <sub>2</sub> CH <sub>2</sub> OH	NH	OEt	-	-	-
668	B	H		NH	NHMe	-		+

TABLE 7-continued

Type A				Type B				
No.	Type	R <sup>4'</sup>	R <sup>4</sup>	Y	R <sup>11</sup>	A549	HTC116	H1299
669	B	H		NH	NHMe	+		+
670	B	H		NH	NHMe	-		-
671	A	Me		O	OMe	-		-
672	A	Me		O	OMe	-		-
673	A	H		O	OMe			
674	A	H		O	OMe			
675	A	H		O	NHMe	-		



TABLE 7-continued

Type A				Type B				
No.	Type	R <sup>4'</sup>	R <sup>4</sup>	Y	R <sup>11</sup>	A549	HTC116	H1299
676	A	H		O	OMe	+		
677	A	H		O	OMe	+	-	
678	B	H		NH	OEt	-		-

[0208]

TABLE 8

No.	R <sup>4'</sup>	R <sup>21</sup>	R <sup>22</sup>	R <sup>23</sup>
679	H	Cl	H	H
680	H	Me	Me	H
681	H	H	H	Br
682	H	Cl	H	H
683	H	Me	Me	H
684	H	H	Cl	H
685	H	H	OEt	H
686	H	H	OMe	H
687	H	H	H	H
688	H	Me	H	H
689	H	H	Br	H
690	H	H	H	H
691	H	H	H	Br
692	H	Me	H	H

TABLE 8-continued

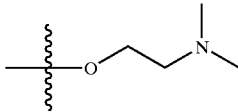
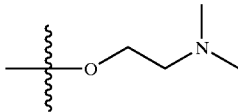
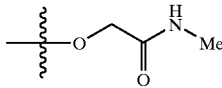
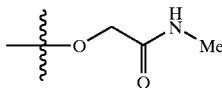
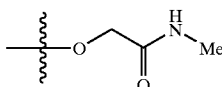
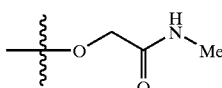
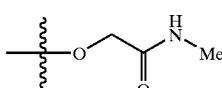
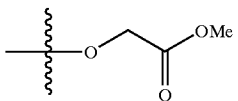
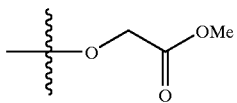
693	H	H		H
694	H	H		H
695	H	H	H	
696	H	H	H	
697	H	H	H	
698	H	H	H	
699	H	H	H	
700	H	H	H	Me
701	H	H	CF <sub>3</sub>	H
702	H	H	OMe	H
703	H	H	CF <sub>3</sub>	F
704	H	H	OEt	H
705	H	H	H	OCF <sub>3</sub>
706	H	H	Cl	CF <sub>3</sub>
707	H	H	H	OEt
708	H	H	H	OMe
709	H	H	OMe	OMe
710	H	H	OMe	OMe
711	H	H	H	OH
712	H	H	OMe	OMe
713	H	H	OEt	H
714	H	H	H	OH
715	H	H	H	OH
716	H	H	Cl	H
717	H	H	H	Cl
718	H	H	t-butyl	H
719	H	H	F	Cl
720	H	H	F	H
721	H	H	Me	H
722	H	H	Et	H
723	H	H		H
724	H	H	H	

TABLE 8-continued

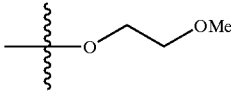
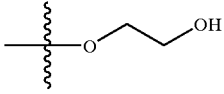
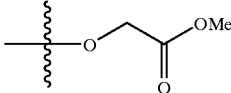
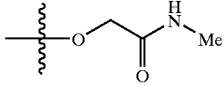
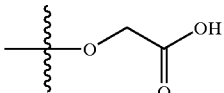
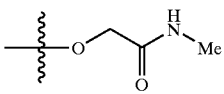
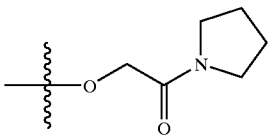
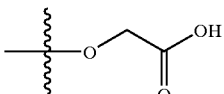
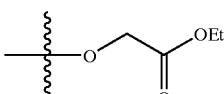
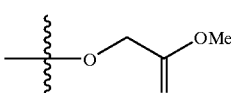
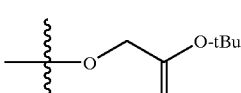
725	H	H	OMe	OH
726	H	H	Me	OH
727	H	H		H
728	H	H		H
729	H	H		H
730	H	H	OH	H
731	H	H	OH	Me
732	H	H	H	
733	H	H		H
734	H	H		H
735	H	H		H
736	H	H		H
737	H	H		H
738	H	H		H
739	H	H		H
740	H	H	OH	Cl

TABLE 8-continued

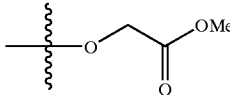
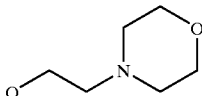
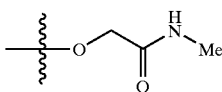
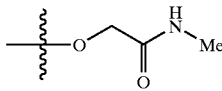
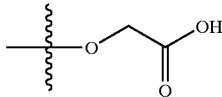
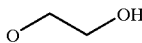
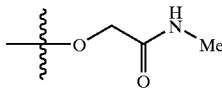
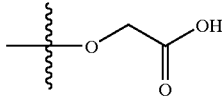
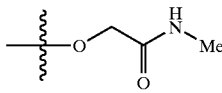
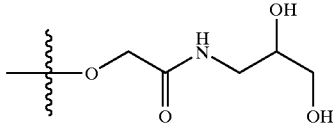
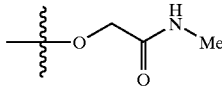
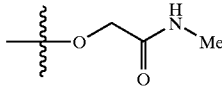
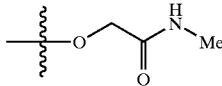
741	H	H		Cl
742	H	H	OH	F
743	H	OMe	OMe	OMe
744	H	H		H
745	H	H	i-propoxy	H
746	H	H	H	OH
747	H	H		H
748	H	H	H	
749	H	H	H	
750	H	H	H	
751	H	H	H	
752	H	H	H	
753	H	H	H	
754	H	H	H	
755	H	H	H	
756	H	H	H	
757	H	H	Me	

TABLE 8-continued

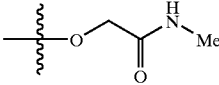
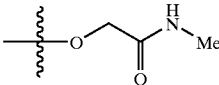
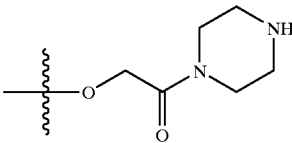
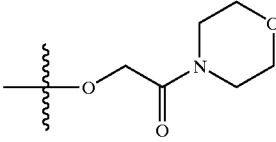
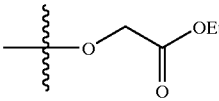
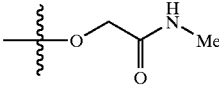
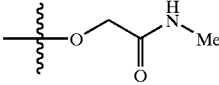
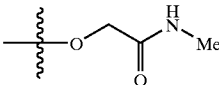
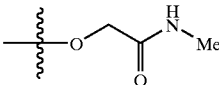
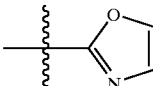
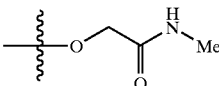
758	H	H	Me	
759	H	H	Me	
760	H	OMe	OMe	OMe
761	H	H	H	
762	H	H	H	
763	H	H	H	OH
764	H	H	i-pr	H
765	H	OMe	H	OMe
766	H	H	H	
767	H	H	H	
768	H	H	H	OH
769	H	OMe	H	OMe
770	H	H	H	
771	H	OMe	H	OMe
772	H	H	H	
773	H	H	OMe	
774	H	H	H	
775	H	H	H	

TABLE 8-continued

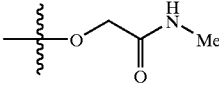
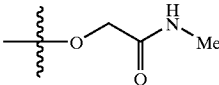
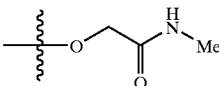
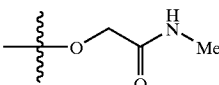
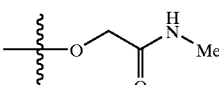
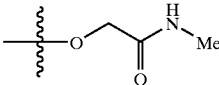
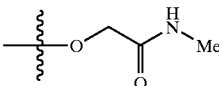
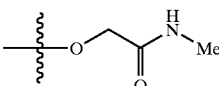
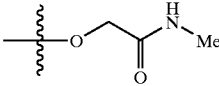
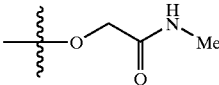
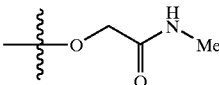
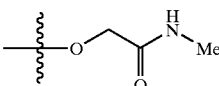
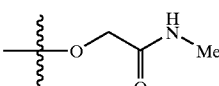
776	H	H	H	
777	H	H	H	
778	H	H	H	
779	H	H	H	
780	H	H	H	
781	H	H	OCF <sub>3</sub>	Cl CF <sub>3</sub>
782	H	Br	H	
783	H	H	H	
784	H	H	H	
785	H	H	H	
786	H	H	H	OH Me
787	H	Cl	OH	
788	H	H	H	
789	H	H	H	
790	H	H	H	
791	H	H	H	
792	H	H	H	

TABLE 8-continued

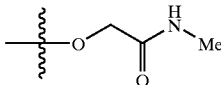
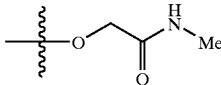
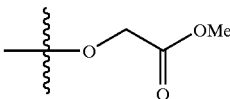
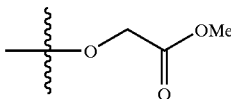
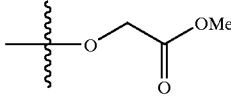
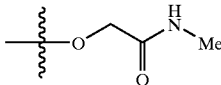
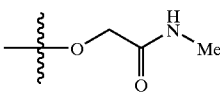
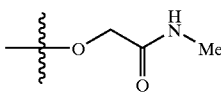
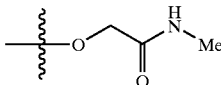
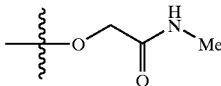
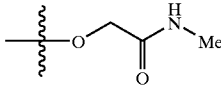
793	H	H	H	
794	H	H	H	
795	H		H	
796	H	OH	H	
797	H	OH	H	
798	H		H	
799	H	H	H	OH
800	H	H	OMe	Cl
801	H	Me	OH	Cl
802	H	Me	OMe	Cl
803	H	H	H	
804	H	H	H	
805	H	OMe	H	OMe
806	H	CF <sub>3</sub>	H	OMe
807	H	H	H	
808	H	Cl	H	Cl
809	H	Me	H	Me
810	H	CF <sub>3</sub>	H	OMe
811	H	Me	Me	Me
812	H	OMe	H	OMe
813	H	Me	H	Me
814	H	OMe	H	OMe
815	H	OMe	H	CF <sub>3</sub>
816	H	Me	H	CF <sub>3</sub>
817	H	Me	H	Me
818	H	OMe	H	OMe
819	H	CF <sub>3</sub>	H	OMe
820	H	Me	H	CF <sub>3</sub>
821	H	OMe	OMe	OMe
822	H	Me	H	Cl
823	H	Cl	H	Cl
824	H	CH <sub>2</sub> OH	H	CH <sub>2</sub> OH

TABLE 8-continued

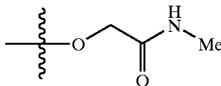
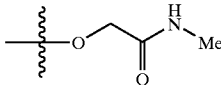
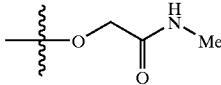
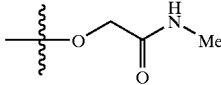
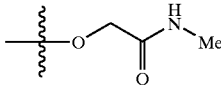
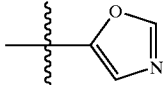
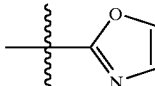
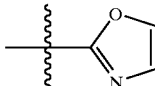
825	H	Me	Cl	Me
826	H	H	H	
827	H	H	H	
828	H	Cl	OH	Cl
829	H	Cl	OH	Cl
830	H	H	H	
831	H	Cl	OMe	Cl
832	H	Cl	OMe	Cl
833	H	H	H	
834	H	Cl	OMe	Cl
835	H	OMe	H	OMe
836	H	OMe	H	OMe
837	H	OMe	H	OMe
838	H	Me	H	Me
839	H	OMe	H	OMe
840	H	OMe	H	OMe
841	H	Me	H	Me
842	H	CH <sub>2</sub> OH	H	CH <sub>2</sub> OH
843	H	CH <sub>2</sub> OH	H	CH <sub>2</sub> OH
844	H	CH <sub>2</sub> OH	H	CH <sub>2</sub> OH
845	H	Me	Me	Me
846	H	Me	H	Me
847	H	Cl	H	Cl
848	H	Me	H	CF <sub>3</sub>
849	H	OMe	H	CF <sub>3</sub>
850	Me	H	H	
851	Me	Me	H	Me
852	Me	OMe	H	OMe
853	Me	H	OMe	Cl
854	Me	H	Cl	OMe
855	H	Me	H	Me
856	H	OMe	H	OMe
857	H	H	H	
858	H	H	H	
859	H	H	H	



TABLE 8-continued

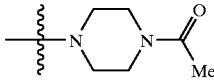
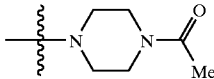
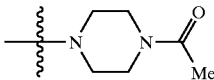
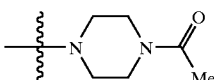
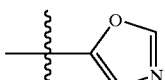
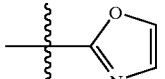
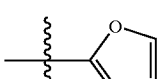
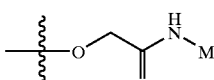
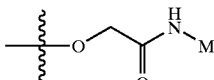
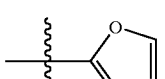
860	H	H	OMe	Cl
861	H	H	H	
862	H	H	H	
863	H	H		H
864	Me	Me	H	Me
865	Me	OMe	H	OMe
866	H	H		H
867	Me	H	H	
868	Me	H	H	
869	Me	H		H
870	Me	H	H	
871	H	H	C(O)NHMe	Cl
872	H	H	C(O)NHMe	Cl
873	H	H	C(O)NHMe	Cl
874	H	H	C(O)NHMe	Cl
875	Me	H	C(O)NHMe	Cl
876	H	OMe	H	OMe
877	H	Me	H	Me
878	H	H	H	
879	H	H	S(O) <sub>2</sub> NHMe	OMe
880	H	H	S(O) <sub>2</sub> NHMe	OMe
881	H	H	S(O) <sub>2</sub> NHMe	OMe
882	H	H	S(O) <sub>2</sub> NHMe	OMe
883	H	H	S(O) <sub>2</sub> NHMe	OMe
884	H	OMe	H	OMe
885	H	H	H	

TABLE 8-continued

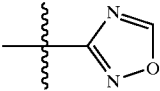
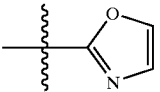
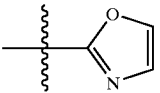
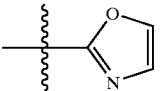
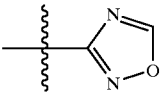
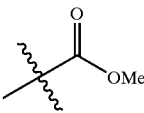
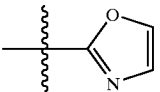
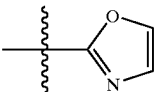
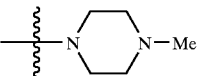
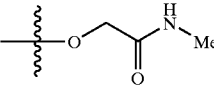
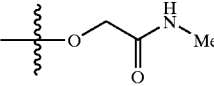
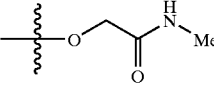
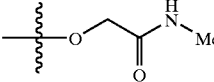
886	H	H	H	
887	H	C(O)OMe	H	
888	H	C(O)Me	H	
889	H	CF <sub>3</sub>	H	
890	H	H	H	
891	H		H	
892	H	CF <sub>3</sub>	H	
893	H	Cl	OH	Cl
894	H	H		Me
895	H	OMe	OMe	OMe
896	H	Me	Cl	Cl
897	H	CH <sub>2</sub> OH	H	CH <sub>2</sub> OH
898	H	Cl	H	Cl
899	H	Cl	Cl	Cl
900	H	Me	Cl	Me
901	H	Me		Me
902	H	Me		Me
903	Me	OMe	H	OMe
904	Me	Me	OMe	Cl
905	Me	Me		Me
906	Me	H	H	

TABLE 8-continued

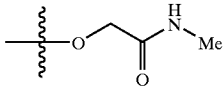
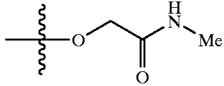
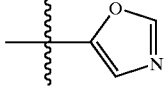
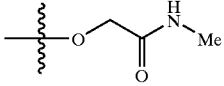
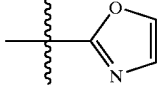

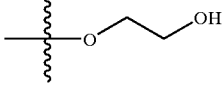
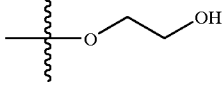
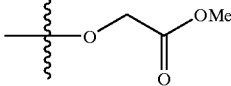
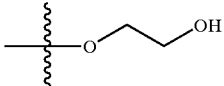
907	Me	H	Me	H
908	Me	OMe	H	OMe
909	Me	Me	H	Me
910	Me	H	H	
911	Me	OMe	H	OMe
912	Me	Me	H	Me
913	Me	H	H	
914	Me	H	H	
915	H	Me	H	Me
916	H	OMe	H	OMe
917	H	H	OMe	Cl
918	H	Me	Cl	Me
919	H	H	C(O)NHMe	Cl
920	H	H	C(O)NHMe	Cl
921	Me	H	C(O)NHMe	Cl
922	H	Me	H	Me
923	H	OMe	H	OMe
924	H	H	OMe	Cl
925	H	Me	Cl	Me
926	H	Me	H	Me
927	H	OMe	H	OMe
928	H	OMe	Cl	H
929	H	Me	Cl	Me
930	H	H	Cl	OMe
931	H	Me		Me
932	H	H	H	
933	H	H	H	
934	H	H		H
935	H	H	H	
936	H	H		H
937	H	H		H

TABLE 8-continued

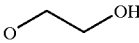
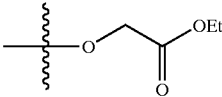
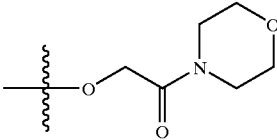
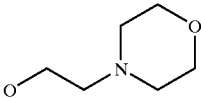
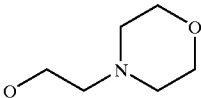
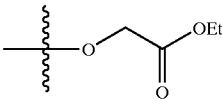
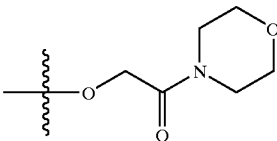
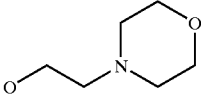
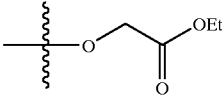
938	H	H	F	Cl
939	H	H	H	OH
940	H	H	H	
941	H	Cl	OH	Cl
942	H	Me	OH	Cl
943	H	Cl	OH	Me
944	H	H	H	OH
945	H	H	OMe	OMe
946	H	Me	OH	Cl
947	H	H	H	
948	H	H	H	
949	H	H	H	
950	H	H	H	
951	H	H	H	t-Bu
952	H	H	H	
953	H	H	H	t-Bu
954	H	H	H	
955	H	H	H	t-Bu
956	H	H	H	t-Bu
957	H	H	H	
958	H	H	H	
959	H	Me	OH	Cl

TABLE 8-continued

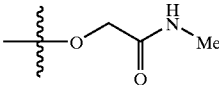
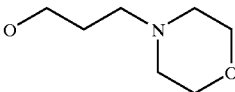
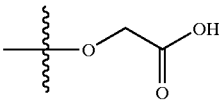
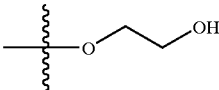
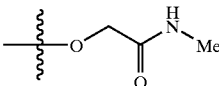
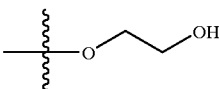
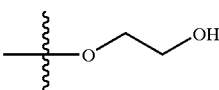
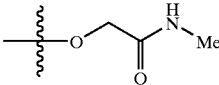
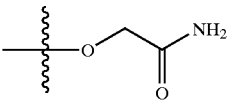
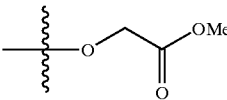
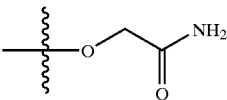
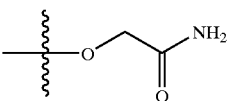
960	H	H	H	
961	H	H	H	
962	H	H	H	
963	H	H	H	
964	H	H	H	OEt
965	H	H	H	
966	H	H	H	
967	H	H	H	
968	H	H	H	i-pr
969	H	H	OMe	OMe
970	H	H	H	
971	H	H		H
972	H	H		H
973	H	H		H
974	H	H	H	OH
975	H	H		H

TABLE 8-continued

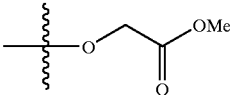
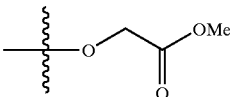
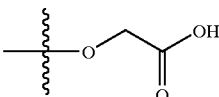
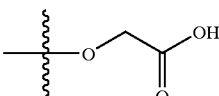
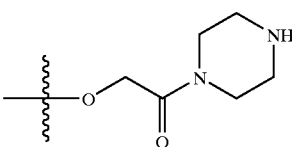
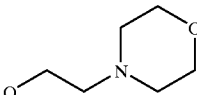
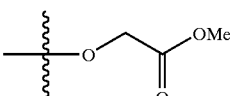
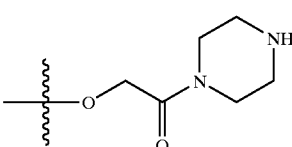
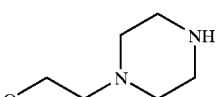
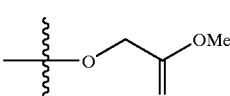
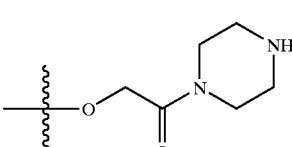
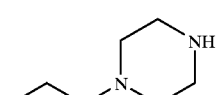
976	H	H	H	
977	H	H	H	
978	H	H	H	
979	H	H	H	
980	H	H	H	
981	H	H	H	
982	H	H	H	
983	H	H	H	
984	H	H	H	
985	H	H	H	
986	H	H	H	
987	H	H	H	

TABLE 8-continued

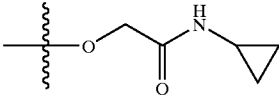
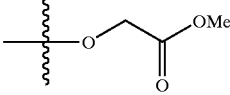
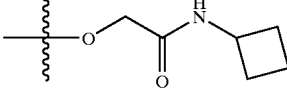
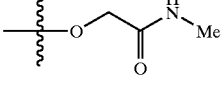
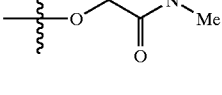
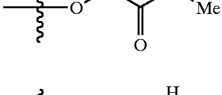
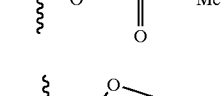
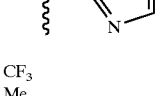
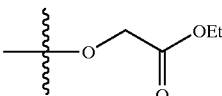
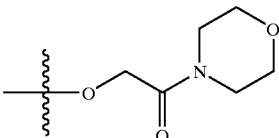
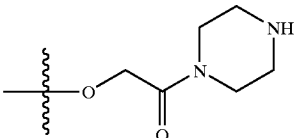
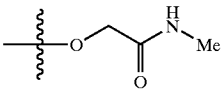
988	H	H	H	
989	H	H	H	
990	H	H	H	
991	H	H	H	
992	H	H	H	
993	H	H	H	
994	H	H	H	
995	H	H	H	
996	H	H	OH	CF <sub>3</sub>
997	H	H	H	Me
998	H	H	Me	H
999	H	H	H	
1000	H	H	H	
1001	H	H	H	
1002	H	H	H	

TABLE 8-continued

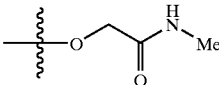
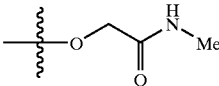
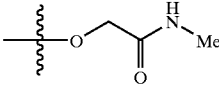
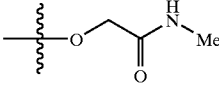
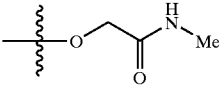
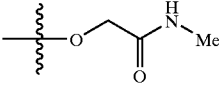
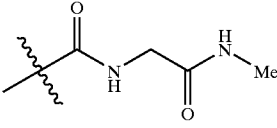
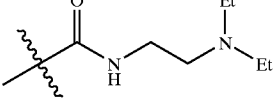
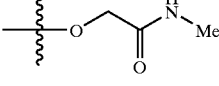
1003	H	H	H	
1004	H	H	H	
1005	H	H	H	
1006	H	H	H	
1007	Me	Me	H	Me
1008	Me	H	OMe	Cl
1009	Me	OMe	H	OMe
1010	Me	Cl	OMe	Cl
1011	Me	H	OCF <sub>3</sub>	Cl
1012	H	H	CH <sub>2</sub> NHBoc	H
1013	H	H	CH <sub>2</sub> NH <sub>2</sub>	H
1014	H	H		H
1015	H	H	H	CH <sub>2</sub> NHBoc
1016	H	H	H	CH <sub>2</sub> NHBoc
1017	H	H	H	CH <sub>2</sub> NHBoc
1018	H	H	H	CH <sub>2</sub> NHBoc
1019	H	H		H
1020	Me	H		H
1021	H	H		H
1022	H	H	C(O)NH <sub>2</sub>	H
1023	H	H	CH <sub>2</sub> NHBoc	H
1024	H	H	CH <sub>2</sub> NHBoc	H
1025	H	H		H
1026	H	H	H	OH
1027	H	Cl	OH	Cl
1028	H	H	OMe	Cl
1029	H	H	C(O)NH <sub>2</sub>	H
1030	Me	H	C(O)NH <sub>2</sub>	H



TABLE 8-continued

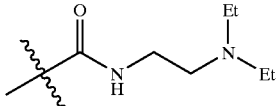
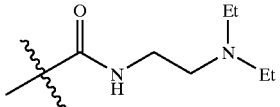
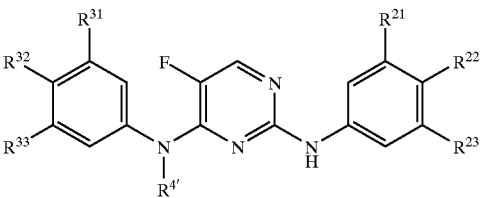
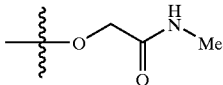
1031	Me	H		H		
1032	H	H	C(O)NH <sub>2</sub>	H		
1033	H	H	C(O)NH <sub>2</sub>	Cl		
1034	H	H	C(O)NH <sub>2</sub>	Cl		
1035	H	H		H		
1036	H	H	C(O)NH <sub>2</sub>	H		
						
No.	R <sup>31</sup>	R <sup>32</sup>	R <sup>33</sup>	A549	H1299	
679	Cl	H	H			
680	Me	Me	H			
681	H	H	Br			
682	Cl	H	H			
683	Me	Me	H			
684	H	Cl	H			
685	H	OEt	H			
686	H	OMe	H			
687	H	H	H			
688	Me	H	H			
689	H	Br	H			
690	H	H	H			
691	H	H	Br			
692	Me	H	H			
693	H	H	OH	+		
694	H	H		+	+	
695	H	F	F			
696	H	Cl	Cl	+	+	
697	H	Cl	OCF <sub>3</sub>			
698	H	H	Cl	+		
699	H	OCF <sub>3</sub>	Cl			
700	H	OCF <sub>3</sub>	H	-	-	
701	H	CF <sub>3</sub>	H	+	+	
702	H	OMe	F	-		
703	H	CF <sub>3</sub>	H	+		
704	H	OEt	OCF <sub>3</sub>	-		
705	H	H	CF <sub>3</sub>	-		
706	H	Cl	OEt	+		
707	H	H	OMe	+		
708	H	OEt	H	-		
709	H	OMe	OMe	+		
710	H	H	OH	+		
711	H	H	OH	-		
712	H	OMe	OMe	+	+	
713	H	OEt	H	-		
714	H	OMe	OMe	+		
715	H	Cl	H	-		
716	H	H	Cl	+		
717	H	H	Cl	+		

TABLE 8-continued

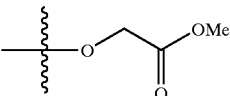
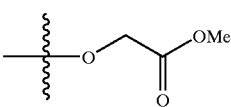
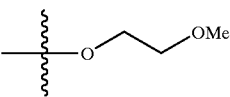
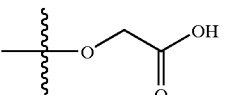
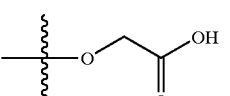
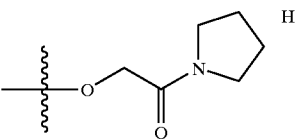
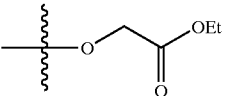
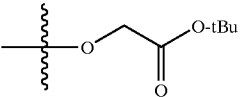
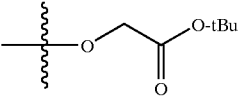
718	H	t-butyl	H	-	-
719	H	F	Cl	-	-
720	H	F	H	+	-
721	H	Me	H	-	-
722	H	Et	H	-	-
723	H		H	+	
724	H	H		-	+
725	H	OMe	OH	+	
726	H	Me	OH		
727	H		H		
728	H	H	OH		
729	H	H	OH	-	
730	H	OH	H	+	
731	H	OH	Me	-	
732	H	H	OH	+	
733	H		H	-	
734	H		H	-	
735	H		H		
736	H	H	Cl	-	
737	H		H	-	
738	H		H	-	
739	H		H	-	
740	H	OH	Cl		
741	H		Cl		
742	H	OH	F		
743	OMe	OMe	OMe	-	
744	H	H	OH	+	

TABLE 8-continued

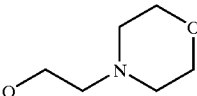
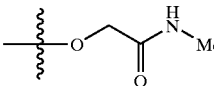
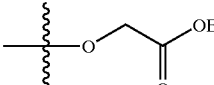
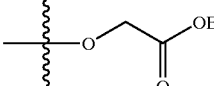
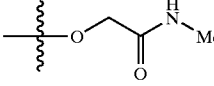
745	H	i-propoxy	H	-	
746	H		H	-	
747	H	t-Bu	H	-	
748	H	t-Bu	H	-	
749	H	t-Bu	H	-	
750	H	t-Bu	H	-	
751	H	i-propoxy	H	-/+	
752	H	i-propoxy	H	-	
753	H	OMe	OMe	-	
754	H	OMe	OMe	-	
755	H	H	OMe	+	
756	H	Me	OH		
757	H	H	OH		
758	H	Me	OH		
759	H	Me		+	+
760	H	H	OH	-	
761	H	H	OH		
762	H	H	OH	-	
763	H	H		-	+
764	H	H	OH	-	
765	H	H	OH	+	
766	OMe	H	OMe	-	+
767	OMe	H	OMe	-	
768	OMe	H	OMe	+	+
769	H	H		-	-
770	H	H	CF <sub>3</sub>	+	
771	H	H		+	
772	H	OEt	H	+	+
773	H	H	OH		
774	H	H	OH		
775	H	H	Cl		
776	CF <sub>3</sub>	H	OMe		
777	H	OMe	OH		
778	H	OMe	CF <sub>3</sub>		
779	H	F	CF <sub>3</sub>		
780	H	Me	Cl		
781	H	H	OH	+	+
782	H	H	OH		
783	H	OCF <sub>3</sub>	H		
784	H	CF <sub>3</sub>	H		
785	H	Cl	CF <sub>3</sub>		
786	H	H	OCF <sub>3</sub>		
787	H	H	OH		
788	H	OMe	Cl	+	
789	H	OMe	F		
790	H	Me	OMe	+	

TABLE 8-continued

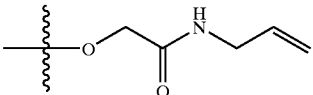
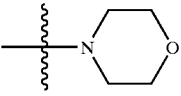
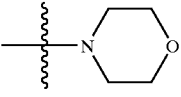
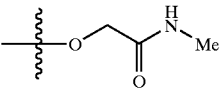
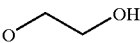
791	H	H		+	+
792	H	H		+	+
793	H	Me	CF <sub>3</sub>		
794	H	F	Me		
795	H	H	OH		
796	H	H	OH		
797	H	H	OH	+	-
798	H	H	OH	-	-
799	H	OMe	Cl		
800	H	OMe	Cl	+	-
801	H	OMe	Cl		
802	H	OMe	Cl	-	-
803	H	O-iPr	Cl		
804	Me	OMe	Cl		
805	H		Cl		
806	H		Cl	+	+
807	H	OMe	Cl		
808	H	OMe	Cl	+	+
809	H	OMe	Cl		
810	H	OMe	Cl	+	-
811	H	OMe	Cl	+	-
812	H	H	OCF <sub>3</sub>	+	+
813	H	H	OCF <sub>3</sub>	-	-
814	Me	H	Me	+	+
815	Me	H	Me	+	+
816	Me	H	Me	+	+/-
817	CF <sub>3</sub>	H	OMe	+	+
818	CF <sub>3</sub>	H	OMe	+	+
819	CF <sub>3</sub>	H	OMe	+	+
820	CF <sub>3</sub>	H	OMe	+/-	+
821	CF <sub>3</sub>	H	OMe	+	+
822	CF <sub>3</sub>	H	OMe	+	+
823	CF <sub>3</sub>	H	OMe	+	+
824	CF <sub>3</sub>	H	OMe	+	-/+
825	CF <sub>3</sub>	H	OMe	+	+
826	H	Cl	OMe		
827	H		Cl		
828	H	OMe	Cl	+	+
829	H	OCF <sub>3</sub>	Cl	+	+
830	H		Cl		
831	H	OMe	Cl	-	-
832	H	OCF <sub>3</sub>	Cl	+	-
833	Cl	OMe	Cl		
834	H	Cl	Cl	+	+
835	H	Cl	Cl	+	+
836	H	OMe	Cl		
837	H	OCF <sub>3</sub>	Cl		
838	H	Cl	Cl	+	-
839	OMe	H	OMe	+	
840	OMe	H	OMe	+	+
841	Me	H	Me	+	+
842	OMe	H	OMe	+	+

TABLE 8-continued

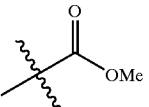
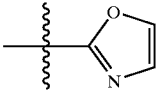
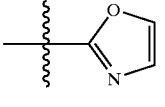
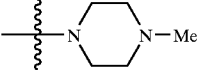
843	H	OMe	Cl	+	+
844	H	Cl	Cl	+	+
845	OMe	H	OMe	+	+
846	OMe	H	OMe	+	+
847	OMe	H	OMe	+	
848	OMe	H	OMe	+	
849	OMe	H	OMe	+	+
850	OMe	H	OMe	-	-
851	OMe	H	OMe	+	+
852	OMe	H	OMe	+	+
853	OMe	H	OMe	-	-
854	OMe	H	OMe	-	-
855	OMe	H	OMe	+	+
856	H	OMe	OMe	+	+
857	H	OMe	OMe		
858	H	OMe	OMe	+	+
859	H	OMe	OMe	+	+
860	H	OMe	OMe		
861	OMe	H	OMe	+	+
862	H	OMe	OMe	+	+
863	H	OMe	OMe	+	+
864	H	OMe	OMe	+	+
865	H	OMe	OMe	+	+
866	OMe	H	OMe	+	+
867	H	OMe	OMe	-	+
868	H	OMe	OMe	+	+
869	H	OMe	OMe	+	+
870	H	OMe	OMe	-	-
871	H	OMe	OMe	+	+
872	OMe	H	OMe	+	+
873	H	OMe	Cl		
874	H	H	OH		
875	H	OMe	OMe	+	+
876	H	C(O)NHMe	Cl		
877	H	C(O)NHMe	Cl		
878	H	C(O)NHMe	Cl		
879	H	OMe	OMe	+	+
880	OMe	H	OMe	+	+
881	H	Cl	CF <sub>3</sub>		
882	H	OCF <sub>3</sub>	Cl		
883	H	H	Cl		
884	H	S(O) <sub>2</sub> NHMe	OMe	+	+
885	H	H	OH	+	+
886	H	OMe	OMe	+	+
887	H	OMe	OMe	+	+
888	H	H	OH	+	+
889	H	OMe	OMe	+	+
890	H	H	OH	+	+
891		H		-	-
892	CF <sub>3</sub>	H		+	+
893	Cl	OMe	Cl		
894	H		Me	+	+
895	Me	H	Me	+	+
896	Me	H	Me	+	+
897	Me	H	Me	+	+
898	Me	H	Me	-	-
899	Me	H	Me	+	+
900	Me	H	Me	-	-
901	H	OMe	Cl		
902	OMe	H	OMe	+	+

TABLE 8-continued

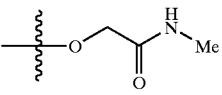
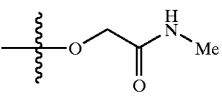
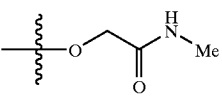
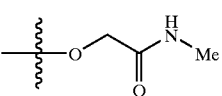
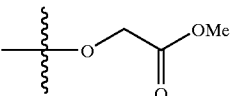
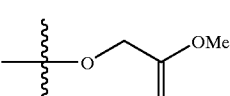
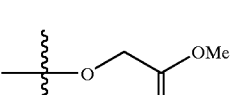
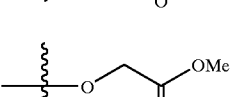
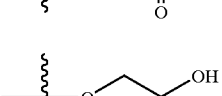
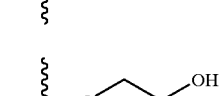
903	H	OMe	Cl	+	+
904	H	OMe	Cl	-	-
905	H	OMe	Cl	+	+
906	H	OMe	Cl	+	+
907	H	OMe	Cl	-	+
908	H	Cl	OMe		
909	H	Cl	OMe	+	+
910	H	Cl	OMe	+	-
911	Me	Cl	Me		
912	Me	Cl	Me	-	-
913	Me	Cl	Me	+	+
914	Me	Cl	Me	-	-
915	H		Cl		
916	H		Cl		
917	H		Cl	+	+
918	H		Cl		
919	H	Cl	OMe		
920	H	Cl	CF <sub>3</sub>		
921	Me	Cl	Me	+	+
922	H		Cl		
923	H		Cl		
924	H		Cl		
925	H		Cl		
926	H		Cl		
927	H		Cl		

TABLE 8-continued

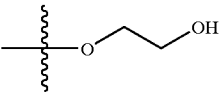
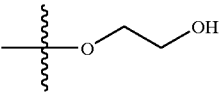
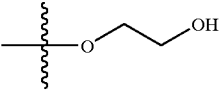
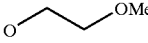
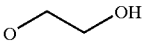
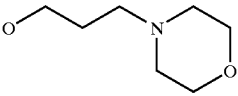
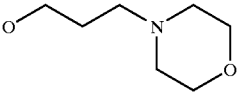
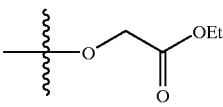
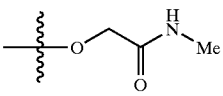
928	H		Cl		
929	H		Cl		
930	H		Cl		
931	OMe	H	OMe	+	+
932	OMe	OMe	OMe	+	+
933	OH	OH		+	+
934	H	H	OH	+	
935	H	i-pr	H	-	
936	H	i-pr	H	-	
937	H	i-pr	H	+	
938	H	F	Cl	-	
939	H	H		-	
940	OMe	H	OMe	+	+
941	Cl	OH	Cl	-	
942	Me	OH	Cl	+	+
943	H	H	OH	+	
944	Cl	OH	Me		
945	H		Me	+	+
946	H		H		
947	Me	OH	Me	-	+
948	Me	OH	Me	-	
949	Me	OH	Me	+	+
950	Me	OH	Me	+	+
951	H	H	OH	-	
952	Cl	OH	Me	-	+
953	H	OMe	OMe	-	
954	Cl	OH	Me	-	
955	H	H		-	-
956	H	H		-	
957	Cl	OH	Me	+	
958	H	H	t-Bu	-	-
959	H	H	t-Bu	-	
960	H	H	t-Bu	-	
961	H	H	t-Bu	-/+	
962	H	H	t-Bu	-	-
963	H	H	t-Bu	-	

TABLE 8-continued

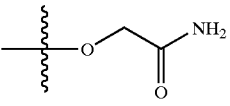
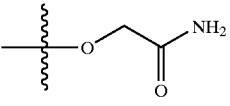
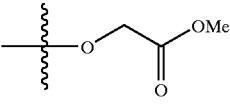
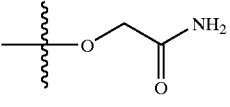
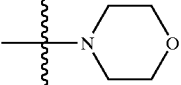
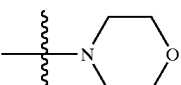
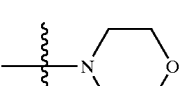
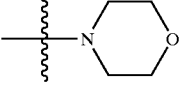
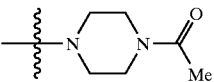
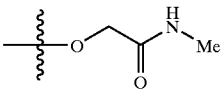
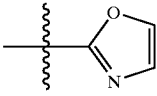
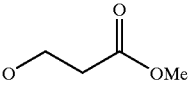
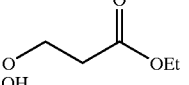
964	H	H	i-pr	-	
965	H	H	i-pr	-	
966	H	H	i-pr	+	
967	H	CH <sub>2</sub> OH	CH <sub>2</sub> OH	-	
968	H	H	i-pr	-	+
969	H	H	OH	+	+
970	H	H	CH <sub>2</sub> NH <sub>2</sub>	+	+
971	H		H	-	
972	H		H		
973	H		H	-	
974	H		H	+	+
975	H	H	OH		
976	H	H	OH	-	
977	H	i-propoxy	H	-	
978	H	H	OH	-	
979	Me	OH	Me	-	+
980	Me	OH	Me	+	
981	Me	OH	Me	+	
982	Me	OH	Me	-	
983	Cl	OH	Me	+	
984	Cl	OH	Me	+	
985	Me	OMe	Me	-	
986	Me	OMe	Me	-	
987	Me	OMe	Me	-	
988	H		H	+	+
989	H		H	+	+
990	H		H	+	+
991	Me	OH	Cl	+	
992	H		H	-	-
993	H		H	+	+

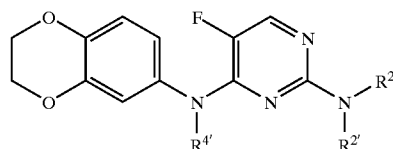


TABLE 8-continued

994	H	H			
995	H	H		+	+
996	H	OH	CF <sub>3</sub>	-/+	
997	H	H	Me	+	
998	H	Me	H	-	
999	Cl	OH	Cl	-	-
1000	Cl	OH	Cl		
1001	Cl	OH	Cl	-	-
1002	H		H	-	
1003	H		H	-	
1004	H				
1005	H	OH	H	-	
1006	H	OMe	CH <sub>2</sub> OH		
1007	H	Cl	Cl	+	+
1008	H	Cl	Cl	-	-
1009	H	Cl	Cl		
1010	H	Cl	Cl	-	-
1011	H	Cl	Cl		
1012	H	CH <sub>2</sub> NHBoc	H	+	+
1013	H	CH <sub>2</sub> NH <sub>2</sub>	H	+	+
1014	H	Cl	Cl		
1015	H	H	CH <sub>2</sub> NHBoc	+	+
1016	H	H	CH <sub>2</sub> NHBoc	+	+
1017	H	Cl	Cl		
1018	H	Cl	Cl		
1019	H	Cl	Cl		
1020	H	Cl	Cl		
1021	H	OMe	Cl	+	+
1022	H	OMe	Cl	+	+
1023	H	OMe	Cl	+	+
1024	H	OMe	Cl	+	+
1025	H	OMe	Cl	-	+
1026	H	C(O)NH <sub>2</sub>	H	-	+
1027	H	C(O)NH <sub>2</sub>	H	+	+
1028	H	C(O)NH <sub>2</sub>	H	+	+
1029	H	C(O)NH <sub>2</sub>	H	-	-
1030	H	Cl	C	+	+
1031	H	Cl	Cl	+	+
1032	H	Cl	OMe	-	-
1033	H	OMe	Cl	+	+
1034	H	Cl	OMe	-	+
1035	H	Cl	OMe	+	+
1036	H	H	H	+	+

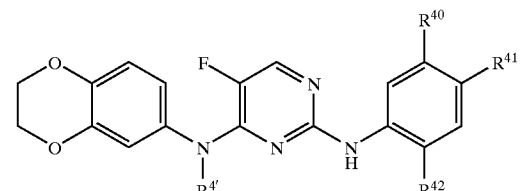
[0209]

TABLE 9

					
No.	R <sup>4'</sup>	R <sup>2'</sup>	R <sup>2</sup>	A549	H1299
1037	H	H	CH <sub>2</sub> CH=CH <sub>2</sub>	-	
1038	Me	H	Me	+	+
1039	Me	Me	Me	+	+
1040	Me	H	CH <sub>2</sub> CH <sub>2</sub> OH	+	+
1041	Me	H	i-propyl	+	+
1042	Me	CH <sub>2</sub> CH <sub>2</sub> OH	CH <sub>2</sub> CH <sub>2</sub> OH	-	+
1043	Me	H	CH <sub>2</sub> CH=CH <sub>2</sub>	+	+
1044	H	H	Me	-	-

[0210]

TABLE 10

						
No.	R <sup>4'</sup>	R <sup>40</sup>	R <sup>41</sup>	R <sup>42</sup>	A549	H1299
1045	H	H	OMe	OMe	-	
1046	H	H	OMe	Me	+	+
1047	H	OMe	H	Me	+	+
1048	H	Me	H	F	+	+
1049	H	OMe	Cl	OMe	+	+

[0211]

TABLE 11

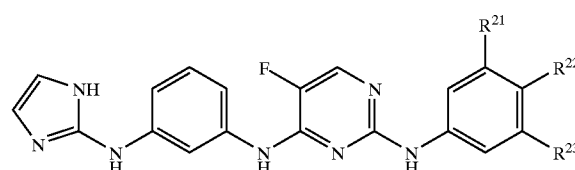
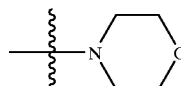
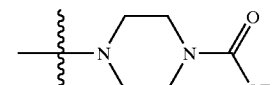
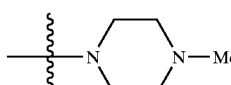
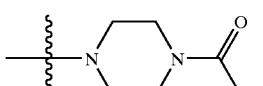
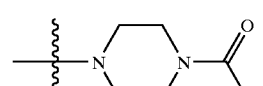
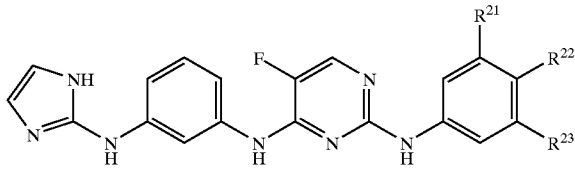
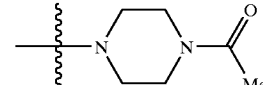
					
No.	R <sup>21</sup>	R <sup>22</sup>	R <sup>23</sup>	A549	H1299
1050	Me	OMe	Me	+	+
1051	H	OMe	F	+	+
1052	Me	H	Me	+	+
1053	OMe	H	OMe	+	+
1054	H	H		+	+
1055	H	H		-	-
1056	H		H	-	-
1057	H		H	-	-
1058	H		H	-	-

TABLE 11-continued

						
No.	R <sup>21</sup>	R <sup>22</sup>	R <sup>23</sup>	A549	H1299	
1059	H	H		-	-	

[0212]

TABLE 12

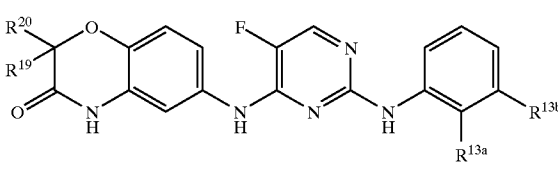
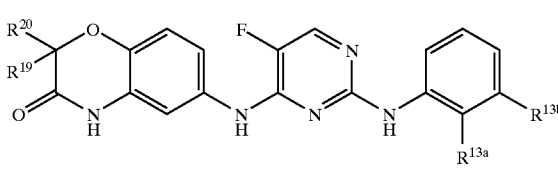
						
No.	R <sup>13a</sup>	R <sup>13b</sup>	R <sup>19</sup>	R <sup>20</sup>	A549	H1299
1060	Me	OH	Me	Me	+	+
1061	Me	OMe	Me	Me	+	+
1062	Me	OMe	H	H	+	+
1063	Me	OH	H	H	+	+

TABLE 12-continued

						
No.	R <sup>13a</sup>	R <sup>13b</sup>	R <sup>19</sup>	R <sup>20</sup>	A549	H1299
1064	Me	OH	Me	Me	+	+
1065	Me	OMe	Me	Me	+	-

[0213]

TABLE 13

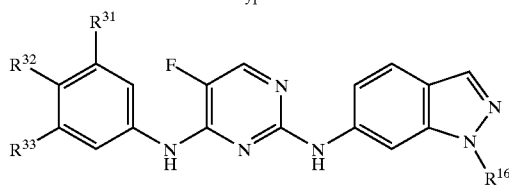
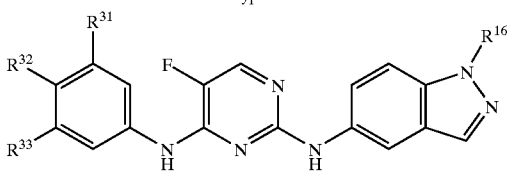
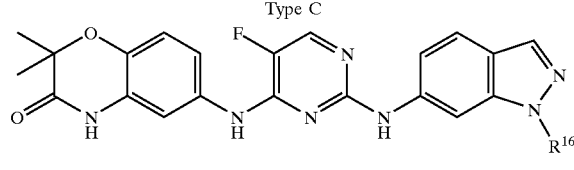
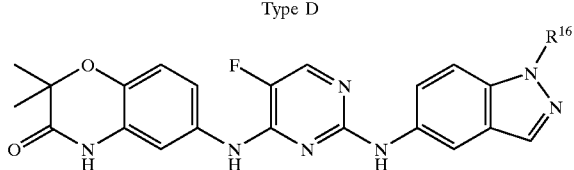
<div> <div>Type A</div>  </div>						
<div> <div>Type B</div>  </div>						
<div> <div>Type C</div>  </div>						
<div> <div>Type D</div>  </div>						
No.	Type	R <sup>16</sup>	R <sup>31</sup>	R <sup>32</sup>	R <sup>33</sup>	A549 H1299
1066	B	ethyl	H	OMe	Cl	
1067	B	ethyl	H	Cl	Cl	
1068	B	ethyl	-	-	-	
1069	B	ethyl	H	F	OMe	
1070	A	ethyl	H	OMe	Cl	
1071	A	ethyl	H	Cl	Cl	
1072	C	ethyl	-	-	-	
1073	A	ethyl	H	F	OMe	
1074	B	n-propyl	H	OMe	Cl	+ +

TABLE 13-continued

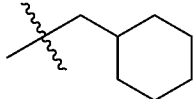
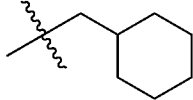
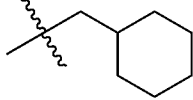
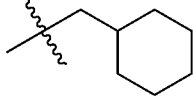
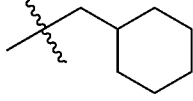
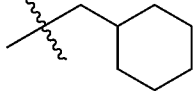
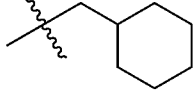
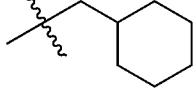
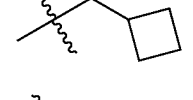

1075	B	n-propyl	H	Cl	Cl	-	-
1076	D	n-propyl	-	-	-	+	+
1077	A	n-propyl	H	F	OMe	+	+
1078	B	n-propyl	H	OMe	Cl	+	+
1079	B	n-propyl	H	Cl	Cl	+	+
1080	C	n-propyl	-	-	-	+	+
1081	A	n-propyl	H	F	OMe	+	+
1082	B	n-butyl	H	OMe	Cl	+	-
1083	B	n-butyl	H	Cl	Cl	+	+
1084	D	n-butyl	-	-	-	+	+
1085	B	n-butyl	H	F	OMe	+	+
1086	A	n-butyl	H	OMe	Cl	+	+
1087	A	n-butyl	H	Cl	Cl	+	+
1088	C	n-butyl	-	-	-	+	+
1089	A	n-butyl	H	F	OMe	+	+
1090	B		H	OMe	Cl	+	+
1091	B		H	Cl	Cl	-	-
1092	D		-	-	-	+	+
1093	B		H	F	OMe	+	+
1094	A		H	OMe	Cl	+	+
1095	A		H	Cl	Cl	+	+
1096	C		-	-	-	+	+
1097	A		H	F	OMe	-	+
1098	B		H	OMe	Cl	-	+
1099	B		H	Cl	Cl	+	+

TABLE 13-continued

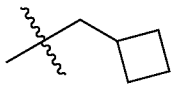
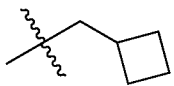
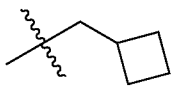
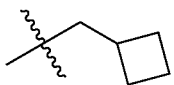


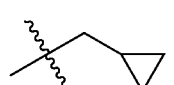
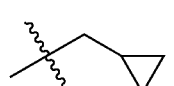
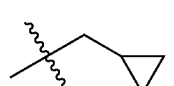

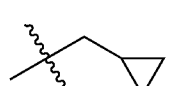
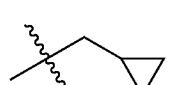


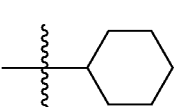
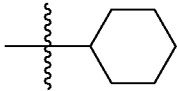
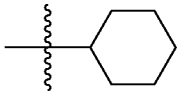
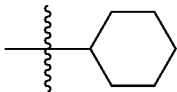
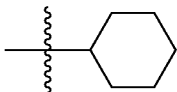
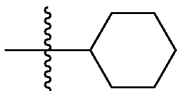
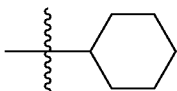
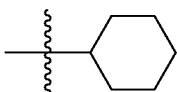
1100	D		-	-	-	+	+
1101	B		H	F	OMe	+	+
1102	A		H	OMe	Cl	+	+
1103	A		H	Cl	Cl	°	-
1104	C		-	-	-	+	+
1105	A		H	F	OMe	+	+
1106	B		H	OMe	Cl	+	+
1107	B		H	Cl	Cl	-	-
1108	D		-	-	-	+	+
1109	B		H	F	OMe	+	+
1110	A		H	OMe	Cl	+	+
1111	A		H	Cl	Cl	+	+
1112	C		-	-	-	+	+
1113	A		H	F	OMe	+	+
1114	B		H	OMe	Cl		

TABLE 13-continued

1115	B		H	Cl	Cl	+	+
1116	D		-	-	-		
1117	B		H	F	OMe	+	+
1118	A		H	OMe	Cl	+	+
1119	A		H	Cl	Cl	+	+
1120	C		-	-	-		
1121	A		H	F	OMe	+	+
1122	C	methyl	-	-	-		
1123	C	methyl	-	-	-		
1124	C	methyl	-	-	-		
1125	C	methyl	-	-	-		
1126	C	methyl	-	-	-		
1127	B	i-propyl	H	OMe	Cl		
1128	B	i-propyl	H	Cl	Cl		
1129	D	i-propyl	-	-	-		
1130	B	i-propyl	H	F	OMe		
1131	A	i-propyl	H	OMe	Cl		
1132	A	i-propyl	H	Cl	Cl		
1133	C	i-propyl	-	-	-		
1134	C	methyl	-	-	-		
1135	C	H	-	-	-		
1136	C	H	-	-	-		
1137	C	ethyl	-	-	-		
1138	C	i-propyl	-	-	-		

[0214]

TABLE 14

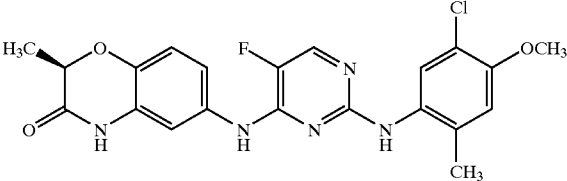
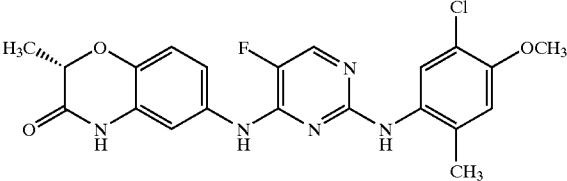
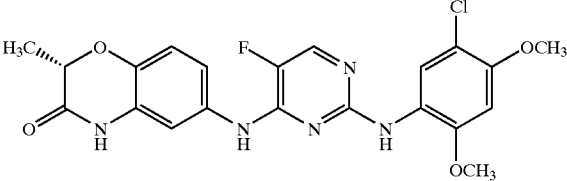
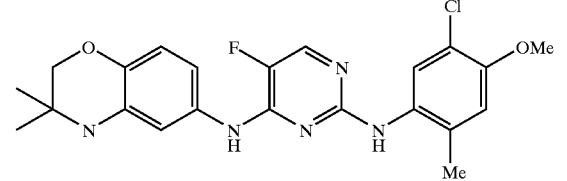
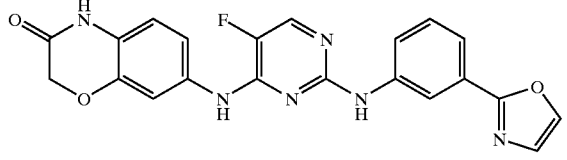
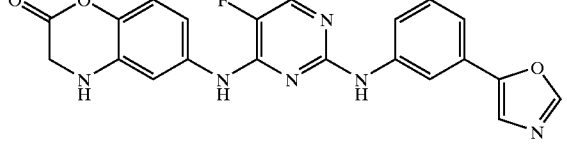
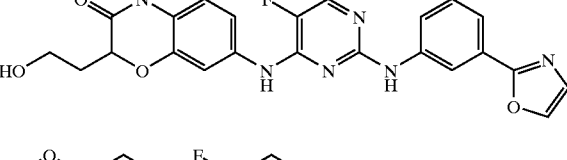
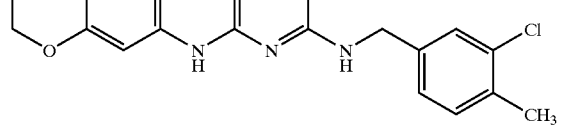
No.	Structure	A549	H1299
1139		+	-
1140		-	-
1141		-	-
1142		+	-
1143			
1144			
1145		+	+
1146		+	-

TABLE 14-continued

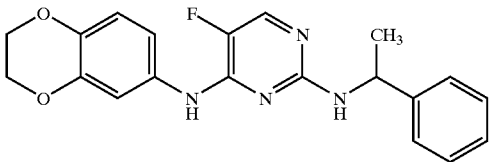
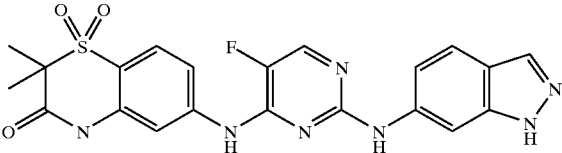
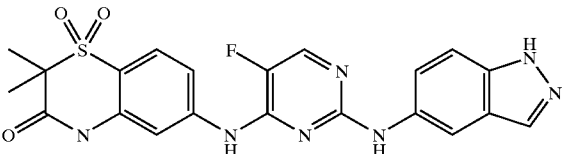
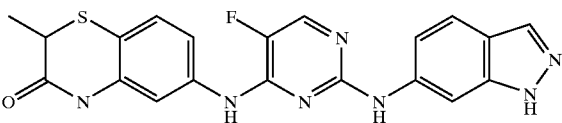
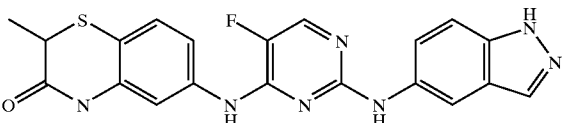
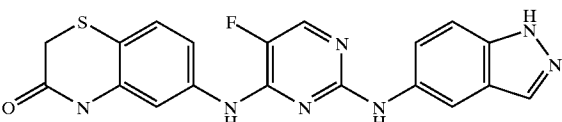
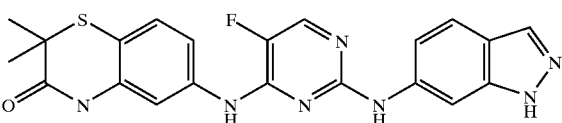
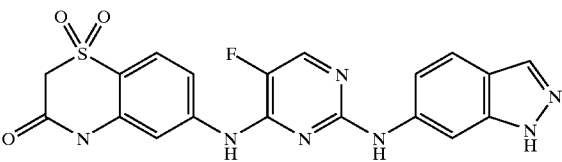
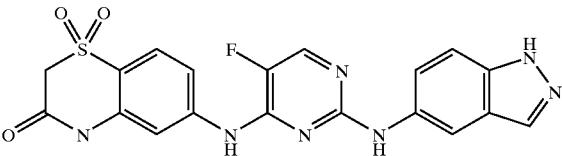
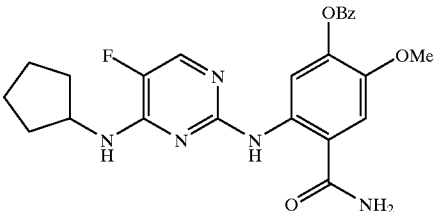
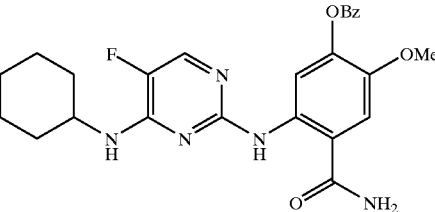
No.	Structure	A549	H1299
1147		+	+
1148			
1149			
1150			
1151			
1152			
1153			
1154			
1155			



TABLE 14-continued

No.	Structure	A549	H1299
1156			
1157			
1158		+	+
1159		+	+
1160		+	+
1161		+	
1162		+	+

TABLE 14-continued

No.	Structure	A549	H1299
1163		+	+
1164		+	+

[0215] Those of skill in the art will appreciate that the 2,4-pyrimidinediamine compounds described herein may include functional groups that can be masked with progroups to create prodrugs. Such prodrugs are usually, but need not be, pharmacologically inactive until converted into their active drug form. For example, ester groups commonly undergo acid-catalyzed hydrolysis to yield the parent carboxylic acid when exposed to the acidic conditions of the stomach, or base-catalyzed hydrolysis when exposed to the basic conditions of the intestine or blood. Thus, when administered to a subject orally, 2,4-pyrimidinediamines that include ester moieties may be considered prodrugs of their corresponding carboxylic acid, regardless of whether the ester form is pharmacologically active.

[0216] In the prodrugs of the invention, any available functional moiety may be masked with a progroup to yield a prodrug. Functional groups within the 2,4-pyrimidinediamine compounds that may be masked with progroups for inclusion in a promoiety include, but are not limited to, amines (primary and secondary), hydroxyls, sulfanyl (thiols), carboxyls, etc. Myriad progroups suitable for masking such functional groups to yield promoieties that are cleavable under the desired conditions of use are known in the art. All of these progroups, alone or in combinations, may be included in the prodrugs of the invention.

[0217] In one illustrative embodiment, the prodrugs are compounds according to structural formulae (I)-(VI) in which  $R^a$ ,  $R^b$  and  $R^c$  may be, in addition to their previously-defined alternatives, a progroup.

[0218] In another illustrative embodiment, the prodrugs are compounds according to structural formulae (I)-(VI) in which  $R^{2'}$  and  $R^{4'}$  are each, independently of one another, a progroup. Specific examples of progroups according to this embodiment of the invention include, but are not limited to,  $-C(O)CH_3$ ,  $-C(O)NHR^h$  and  $-S(O)_2R^h$ , where  $R^h$  is selected from the group consisting of lower alkyl, (C5-C15) aryl and (C3-C8) cycloalkyl.

[0219] Those of skill in the art will appreciate that many of the compounds and prodrugs described herein, as well as

the various compound species specifically described and/or illustrated herein, may exhibit the phenomena of tautomerism, conformational isomerism, geometric isomerism and/or optical isomerism. For example, the compounds and prodrugs may include one or more chiral centers and/or double bonds and as a consequence may exist as stereoisomers, such as double-bond isomers (i.e., geometric isomers), enantiomers and diastereomers and mixtures thereof, such as racemic mixtures. As another example, the compounds and prodrugs may exist in several tautomeric forms, including the enol form, the keto form and mixtures thereof. As the various compound names, formulae and compound drawings within the specification and claims can represent only one of the possible tautomeric, conformational isomeric, optical isomeric or geometric isomeric forms, it should be understood that the invention encompasses any tautomeric, conformational isomeric, optical isomeric and/or geometric isomeric forms of the compounds or prodrugs having one or more of the utilities described herein, as well as mixtures of these various different isomeric forms. In cases of limited rotation around the 2,4-pyrimidinediamine core structure, atrop isomers are also possible and are also specifically included in the compounds and/or prodrugs of the invention.

[0220] Depending upon the nature of the various substituents, the 2,4-pyrimidinediamine compounds and prodrugs may be in the form of salts. Such salts include salts suitable for pharmaceutical uses ("pharmaceutically-acceptable salts"), salts suitable for veterinary uses, etc. Such salts may be derived from acids or bases, as is well-known in the art.

[0221] In some embodiments, the salt is a pharmaceutically acceptable salt. Generally, pharmaceutically acceptable salts are those salts that retain substantially one or more of the desired pharmacological activities of the parent compound and which are suitable for administration to humans. Pharmaceutically acceptable salts include acid addition salts formed with inorganic acids or organic acids. Inorganic acids suitable for forming pharmaceutically acceptable acid addition salts include, by way of example and not limitation, hydrohalide acids (e.g., hydrochloric acid, hydrobromic acid, hydriodic, etc.), sulfuric acid, nitric acid, phosphoric

acid, and the like. Organic acids suitable for forming pharmaceutically acceptable acid addition salts include, by way of example and not limitation, acetic acid, trifluoroacetic acid, propionic acid, hexanoic acid, cyclopentanepropionic acid, glycolic acid, oxalic acid, pyruvic acid, lactic acid, malonic acid, succinic acid, malic acid, maleic acid, fumaric acid, tartaric acid, citric acid, palmitic acid, benzoic acid, 3-(4-hydroxybenzoyl)benzoic acid, cinnamic acid, mandelic acid, alkylsulfonic acids (e.g., methanesulfonic acid, ethanesulfonic acid, 1,2-ethane-disulfonic acid, 2-hydroxyethanesulfonic acid, etc.), arylsulfonic acids (e.g., benzenesulfonic acid, 4-chlorobenzenesulfonic acid, 2-naphthalenesulfonic acid, 4-toluenesulfonic acid, camphorsulfonic acid, etc.), 4-methylbicyclo[2.2.2]-oct-2-ene-1-carboxylic acid, glucoheptonic acid, 3-phenylpropionic acid, trimethylacetic acid, tertiary butylacetic acid, lauryl sulfuric acid, gluconic acid, glutamic acid, hydroxynaphthoic acid, salicylic acid, stearic acid, muconic acid, and the like.

**[0222]** Pharmaceutically acceptable salts also include salts formed when an acidic proton present in the parent compound is either replaced by a metal ion (e.g., an alkali metal ion, an alkaline earth metal ion or an aluminum ion) or coordinates with an organic base (e.g., ethanolamine, diethanolamine, triethanolamine, N-methylglucamine, morpholine, piperidine, dimethylamine, diethylamine, etc.).

[0223] The 2,4-pyrimidinediamine compounds and prodrugs, as well as the salts thereof, may also be in the form of hydrates, solvates and N-oxides, as are well-known in the art.

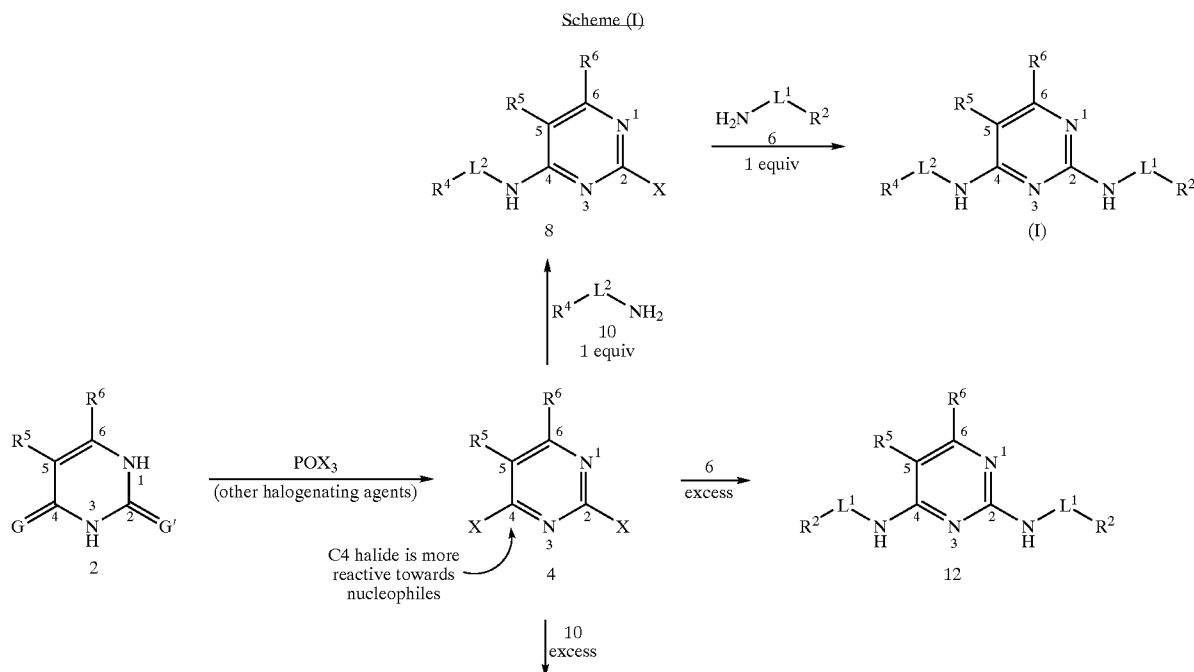
**[0224]** 5.3 Methods of Synthesis

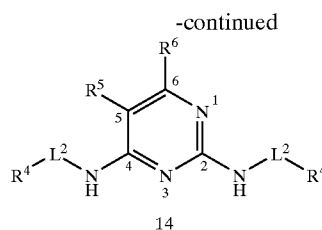
**[0225]** The 2,4-pyrimidinediamine compounds and prodrugs may be synthesized via a variety of different synthetic

routes using commercially available starting materials and/or starting materials prepared by conventional synthetic methods. Suitable exemplary methods that may be routinely adapted to synthesize the 2,4-pyrimidinediamine compounds and prodrugs are found in U.S. Pat. No. 5,958,935, the disclosure of which is incorporated herein by reference. Specific examples describing the synthesis of numerous 2,4-pyrimidinediamine compounds and prodrugs, as well as intermediates thereof, are described in copending U.S. application Ser. No. 10/355,543, filed Jan. 31, 2003 (U.S. 2004-0029902 published Feb. 12, 2004), WO 03/63794, copending U.S. application Ser. No. 10/631,029, filed Jul. 29, 2003, WO 2004/014312, copending application Ser. No. \_\_\_\_\_, filed Jul. 30, 2004 (identified by attorney docket no. 28575/US/US/US) and international application no. \_\_\_\_\_, filed Jul. 30, 2004 (identified by attorney docket no. 28575/US/US/PCT), the contents of which are incorporated herein by reference. All of the compounds described herein (including prodrugs) can be prepared according to, or by routine adaptation of, these various methods.

**[0226]** A variety of exemplary synthetic routes that can be used to synthesize the 2,4-pyrimidinediamine compounds and prodrugs are described in Schemes (I)-(XI), below. In Schemes (I)-(XI), like-numbered compounds have similar structures. These methods may be routinely adapted to synthesize the corresponding N2- and/or N4-alkylated compounds and prodrugs, as illustrated in Scheme (XII).

**[0227]** In one exemplary embodiment, the compounds can be synthesized from substituted or unsubstituted uracils or thiouracils as illustrated in Scheme (I), below:





[0228] In Scheme (I),  $R^2$ ,  $R^4$ ,  $R^5$ ,  $R^6$ ,  $L^1$  and  $L^2$  are as previously defined for structural formulae (I), X is a halogen (e.g., F, Cl, Br or I) and G and G' are each, independently of one another, selected from the group consisting of O and S. Referring to Scheme (I), uracil or thiouracil 2 is dihalogenated at the 2- and 4-positions using standard halogenating agent  $POX_3$  (or other standard halogenating agent) under standard conditions to yield 2,4-bishalo pyrimidine 4. Depending upon the  $R^5$  substituent, in pyrimidine 4, the halide at the C4 position is more reactive towards nucleophiles than the halide at the C2 position. This differential reactivity can be exploited to synthesize 2,4-pyrimidinediamines according structural formulae (I) by first reacting 2,4-bishalopyrimidine 4 with one equivalent of amine 10, yielding 4N-substituted-2-halo-4-pyrimidineamine 8, followed by amine 6 to yield a 2,4-pyrimidinediamine according structural formulae (I). 2N,4N-bis(substituted)-2,4-pyrimidinediamines 12 and 14 can be obtained by reacting 2,4-bishalopyrimidine 4 with excess 6 or 10, respectively.

[0229] In most situations, the C4 halide is more reactive towards nucleophiles, as illustrated in the Scheme. However, as will be recognized by skilled artisans, the identity of the  $R^5$  substituent may alter this reactivity. For example, when  $R^5$  is trifluoromethyl, a 50:50 mixture of 4N-substituted-4-pyrimidineamine 8 and the corresponding 2N-substituted-2-pyrimidineamine is obtained. Regardless of the identity of the  $R^5$  substituent, the regioselectivity of the reaction can be controlled by adjusting the solvent and other synthetic conditions (such as temperature), as is well-known in the art.

[0230] The reactions depicted in Scheme (I) may proceed more quickly when the reaction mixtures are heated via microwave. When heating in this fashion, the following conditions may be used: heat to 175° C. in ethanol for 5-20 min. in a Smith Reactor (Personal Chemistry) in a sealed tube (at 20 bar pressure).

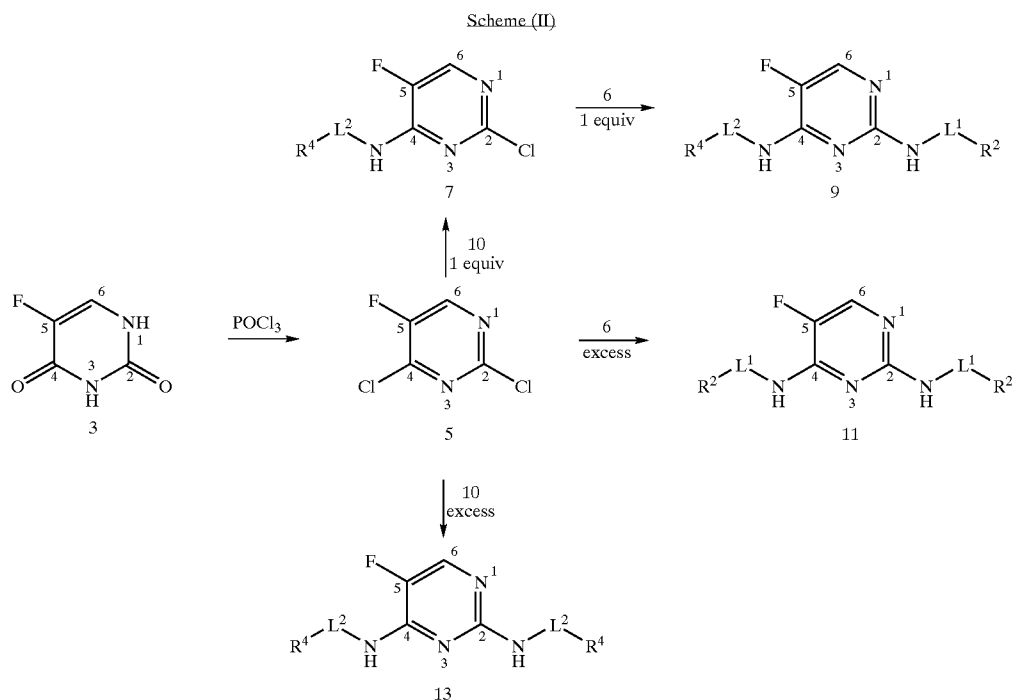
[0231] The uracil or thiouracil 2 starting materials may be purchased from commercial sources or prepared using standard techniques of organic chemistry. Commercially available uracils and thiouracils that can be used as starting

materials in Scheme (I) include, by way of example and not limitation, uracil (Aldrich #13,078-8; CAS Registry 66-22-8); 2-thio-uracil (Aldrich #11,558-4; CAS Registry 141-90-2); 2,4-dithiouracil (Aldrich #15,846-1; CAS Registry 2001-93-6); 5-bromouracil (Aldrich #85,247-3; CAS Registry 51-20-7; 5-fluorouracil (Aldrich #85,847-1; CAS Registry 51-21-8); 5-iodouracil (Aldrich #85,785-8; CAS Registry 696-07-1); 5-nitrouracil (Aldrich #85,276-7; CAS Registry 611-08-5); 5-(trifluoromethyl)-uracil (Aldrich #22,327-1; CAS Registry 54-20-6). Additional 5-substituted uracils and/or thiouracils are available from General Intermediates of Canada, Inc., Edmonton, Calif. ([www.generalintermediates.com](http://www.generalintermediates.com)) and/or Interchim, Cedex, France ([www.interchim.com](http://www.interchim.com)), or may be prepared using standard techniques. Myriad textbook references teaching suitable synthetic methods are provided infra.

[0232] Amines 6 and 10 may be purchased from commercial sources or, alternatively, may be synthesized utilizing standard techniques. For example, suitable amines may be synthesized from nitro precursors using standard chemistry. Specific exemplary reactions are provided in the Examples section. See also Vogel, 1989, *Practical Organic Chemistry*, Addison Wesley Longman, Ltd. and John Wiley & Sons, Inc.

[0233] Skilled artisans will recognize that in some instances, amines 6 and 10 and/or substituents  $R^5$  and/or  $R^6$  on uracil or thiouracil 2 may include functional groups that require protection during synthesis. The exact identity of any protecting group(s) used will depend upon the identity of the functional group being protected, and will be apparent to these of skill in the art. Guidance for selecting appropriate protecting groups, as well as synthetic strategies for their attachment and removal, may be found, for example, in Greene & Wuts, *Protective Groups in Organic Synthesis*, 3d Edition, John Wiley & Sons, Inc., New York (1999) and the references cited therein (hereinafter "Greene & Wuts").

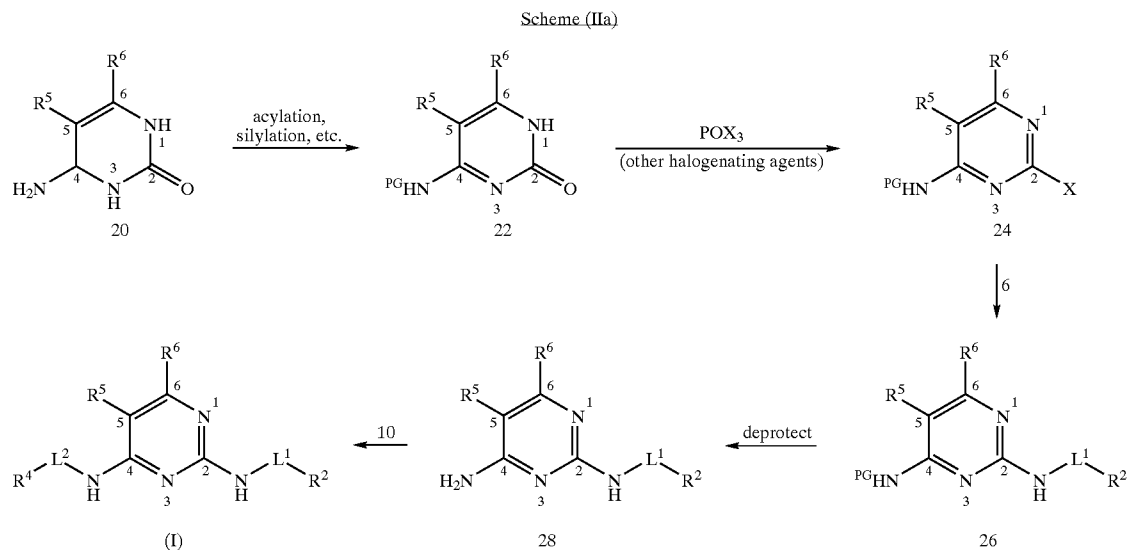
[0234] A specific embodiment of Scheme (I) utilizing 5-fluorouracil (Aldrich #32,937-1) as a starting material is illustrated in Scheme (II), below:



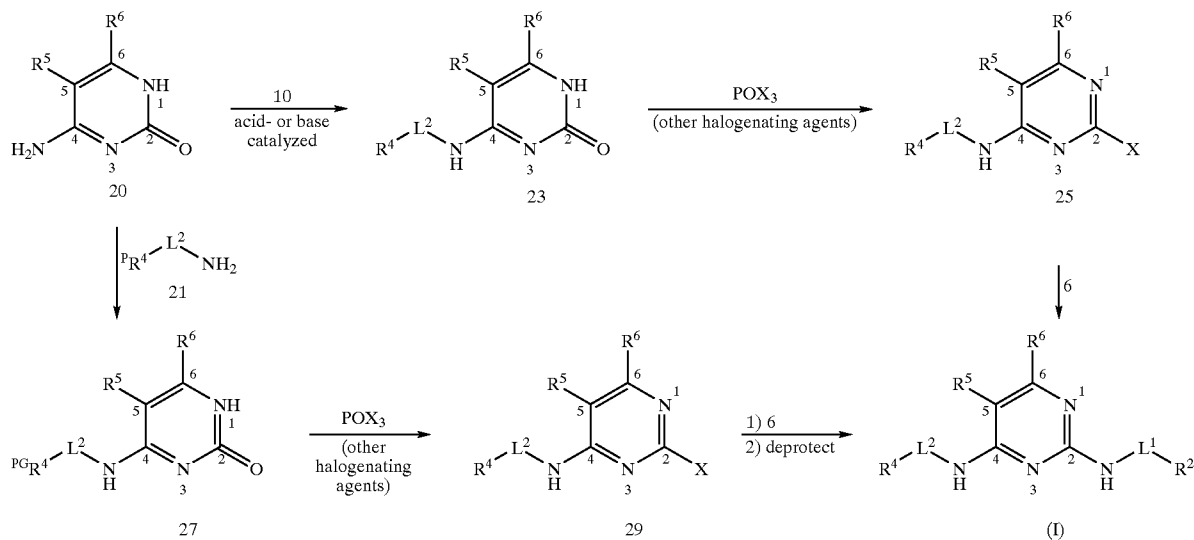
[0235] In Scheme (II),  $\text{R}^2$ ,  $\text{R}^4$ ,  $\text{L}^1$  and  $\text{L}^2$  are as previously defined for Scheme (I). According to Scheme (II), 5-fluorouracil 3 is halogenated with  $\text{POCl}_3$  to yield 2,4-dichloro-5-fluoropyrimidine 5, which is then reacted with excess amine 6 or 10 to yield N2,N4-bis substituted 5-fluoro-2,4-pyrimidinediamine 11 or 13, respectively. Alternatively, non-bis-2N,4N-disubstituted-5-fluoro-2,4-pyrimidinediamine 9 may be obtained by reacting 2,4-dichloro-5-fluoro-

pyrimidine 5 with one equivalent of amine 10 (to yield 2-chloro-N4-substituted-5-fluoro-4-pyrimidineamine 7) followed by one or more equivalents of amine 6.

[0236] In another exemplary embodiment, the 2,4-pyrimidinediamine compounds of the invention may be synthesized from substituted or unsubstituted cytosines as illustrated in Schemes (IIa) and (IIb), below:



Scheme (IIb)



[0237] In Schemes (IIa) and (IIb), R<sup>2</sup>, R<sup>4</sup>, R<sup>5</sup>, R<sup>6</sup>, L<sup>1</sup>, L<sup>2</sup> and X are as previously defined for Scheme (I) and PG represents a protecting group. Referring to Scheme (IIa), the C4 exocyclic amine of cytosine 20 is first protected with a suitable protecting group PG to yield N4-protected cytosine 22. For specific guidance regarding protecting groups useful in this context, see Vorbrüggen and Ruh-Pohlenz, 2001, Handbook of Nucleoside Synthesis, John Wiley & Sons, NY, pp. 1-631 ("Vorbrüggen"). Protected cytosine 22 is halogenated at the C2 position using a standard halogenation reagent under standard conditions to yield 2-chloro-4N-protected-4-pyrimidineamine 24. Reaction with amine 6 followed by deprotection of the C4 exocyclic amine and reaction with amine 10 yields a 2,4-pyrimidinediamine according to structural formulae (I).

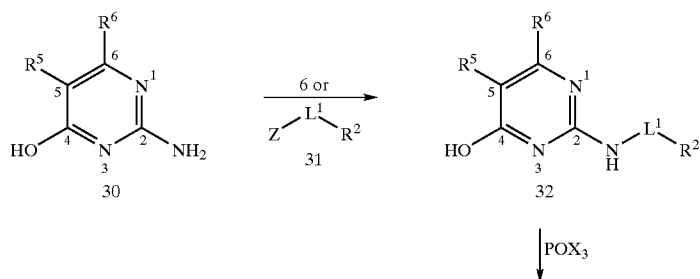
[0238] Alternatively, referring to Scheme (IIb), cytosine 20 may be reacted with amine 10 or protected amine 21 to yield N4-substituted cytosine 23 or 27, respectively. These substituted cytosines may then be halogenated as previously described, deprotected (in the case of N4-substituted

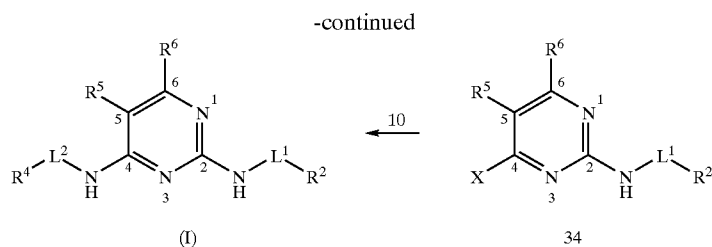
cytosine 27) and reacted with amine 6 to yield a 2,4-pyrimidinediamine according to structural formulae (I).

[0239] Commercially-available cytosines that may be used as starting materials in Schemes (IIa) and (IIb) include, but are not limited to, cytosine (Aldrich #14,201-8; CAS Registry 71-30-7); N4-acetylcytosine (Aldrich #37,791-0; CAS Registry 14631-20-0); 5-fluorocytosine (Aldrich #27, 159-4; CAS Registry 2022-85-7); and 5-(trifluoromethyl)-cytosine. Other suitable cytosines useful as starting materials in Schemes (IIa) are available from General Intermediates of Canada, Inc., Edmonton, Calif. ([www.generalintermediates.com](http://www.generalintermediates.com)) and/or Interchim, Cedex, France ([www.interchim.com](http://www.interchim.com)), or may be prepared using standard techniques. Myriad textbook references teaching suitable synthetic methods are provided infra.

[0240] In still another exemplary embodiment, the 2,4-pyrimidinediamine compounds may be synthesized from substituted or unsubstituted 2-amino-4-pyrimidinols as illustrated in Scheme (III), below:

Scheme (III)

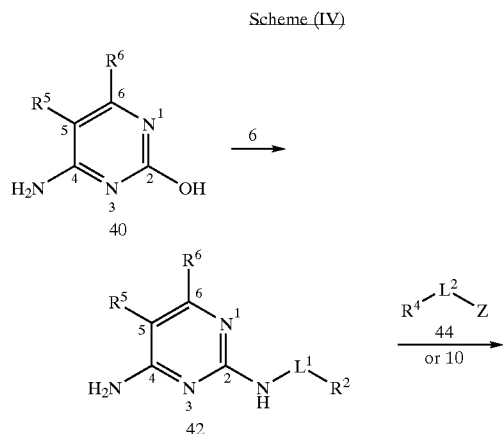




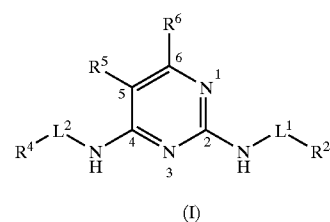
[0241] In Scheme (III),  $R^2$ ,  $R^4$ ,  $R^5$ ,  $R^6$ ,  $L^1$ ,  $L^2$  and  $X$  are as previously defined for Scheme (I) and  $Z$  is a leaving group as discussed in more detail in connection with Scheme IV, *infra*. Referring to Scheme (III), 2-amino-4-pyrimidinol 30 is reacted with amine 6 (or optionally protected amine 21) to yield N2-substituted-4-pyrimidinol 32, which is then halogenated as previously described to yield N2-substituted-4-halo-2-pyrimidineamine 34. Optional deprotection (for example if protected amine 21 was used in the first step) followed by reaction with amine 10 affords a 2,4-pyrimidinediamine according to structural formulae (I). Alternatively, pyrimidinol 30 can be reacted with acylating agent 31.

[0242] Suitable commercially-available 2-amino-4-pyrimidinols 30 that can be used as starting materials in Scheme (III) are available from General Intermediates of Canada, Inc., Edmonton, Calif. ([www.generalintermediates.com](http://www.generalintermediates.com)) and/or Interchim, Cedex, France ([www.interchim.com](http://www.interchim.com)), or may be prepared using standard techniques. Myriad textbook references teaching suitable synthetic methods are provided *infra*.

[0243] Alternatively, the 2,4-pyrimidinediamine compounds may be prepared from substituted or unsubstituted 4-amino-2-pyrimidinols as illustrated in Scheme (IV), below:



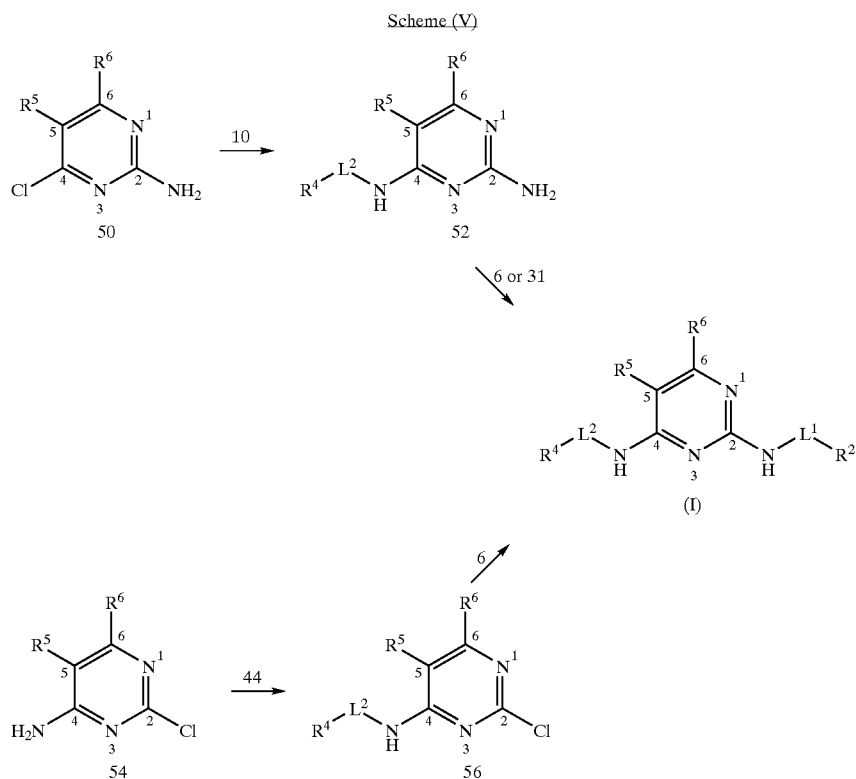
-continued



[0244] In Scheme (IV),  $R^2$ ,  $R^4$ ,  $R^5$ ,  $R^6$ ,  $L^1$  and  $L^2$  are as previously defined for Scheme (I) and  $Z$  represents a leaving group. Referring to Scheme (IV), the C2-hydroxyl of 4-amino-2-pyrimidinol 40 is more reactive towards nucleophiles than the C4-amino such that reaction with amine 6 yields N2-substituted-2,4-pyrimidinediamine 42. Subsequent reaction with compound 44, which includes a good leaving group  $Z$ , or amine 10 yields a 2,4-pyrimidinediamine according to structural formulae (I). Compound 44 may include virtually any leaving group that can be displaced by the C4-amino of N2-substituted-2,4-pyrimidinediamine 42. Suitable leaving groups  $Z$  include, but are not limited to, halogens, methanesulfonyloxy (mesyloxy; “OMs”), trifluoromethanesulfonyloxy (“OTf”) and *p*-toluenesulfonyloxy (tosyloxy; “OTs”), benzene sulfonyloxy (“besylate”) and metanitro benzene sulfonyloxy (“nosylate”). Other suitable leaving groups will be apparent to those of skill in the art.

[0245] Substituted 4-amino-2-pyrimidinol starting materials may be obtained commercially or synthesized using standard techniques. Myriad textbook references teaching suitable synthetic methods are provided *infra*.

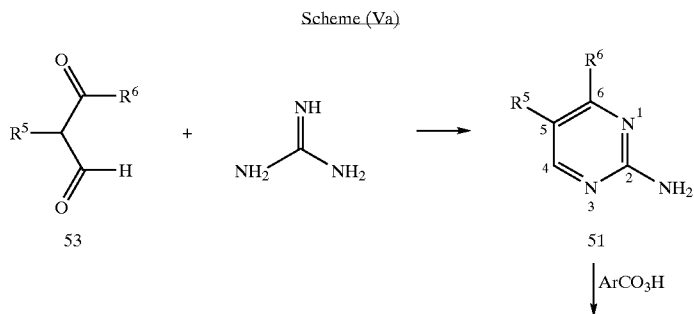
[0246] In still another exemplary embodiment, the 2,4-pyrimidinediamine compounds can be prepared from 2-chloro-4-aminopyrimidines or 2-amino-4-chloropyrimidines as illustrated in Scheme (V), below:



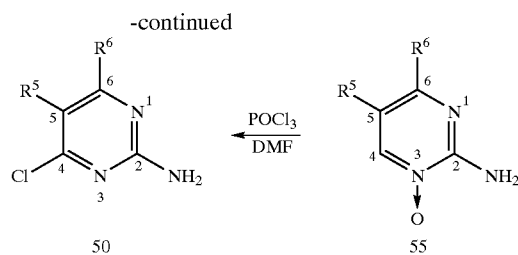
[0247] In Scheme (V),  $R^2$ ,  $R^4$ ,  $R^5$ ,  $R^6$ ,  $L^1$ ,  $L^2$  and  $X$  are as defined for Scheme (I) and  $Z$  is as defined for Scheme (IV). Referring to Scheme (V), 2-amino-4-chloropyrimidine 50 is reacted with amino 10 to yield 4N-substituted-2-pyrimidineamine 52 which, following reaction with compound 31 or amine 6, yields a 2,4-pyrimidinediamine according to structural formulae (I). Alternatively, 2-chloro-4-amino-pyrimidine 54 may be reacted with compound 44 followed by amine 6 to yield a compound according to structural formulae (I).

[0248] A variety of pyrimidines 50 and 54 suitable for use as starting materials in Scheme (V) are commercially available from General Intermediates of Canada, Inc., Edmonton, Calif. ([www.generalintermediates.com](http://www.generalintermediates.com)) and/or Interchim, Cedex, France ([www.interchim.com](http://www.interchim.com)), or may be prepared using standard techniques. Myriad textbook references teaching suitable synthetic methods are provided infra.

[0249] Alternatively, 4-chloro-2-pyrimidineamines 50 may be prepared as illustrated in Scheme (Va):





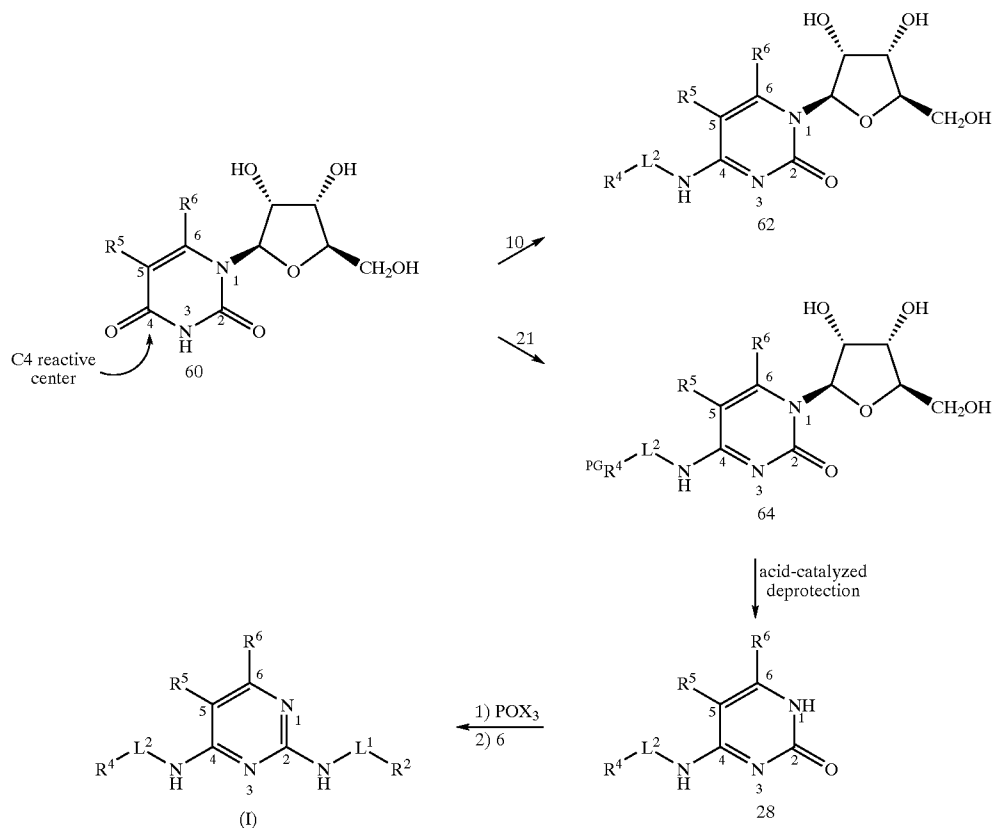


[0250] In Scheme (Va),  $R^5$  and  $R^6$  are as previously defined for structural formulae (I). In Scheme (Va), dicarbonyl 53 is reacted with guanidine to yield 2-pyrimidineamine 51. Reaction with peracids like m-chloroperbenzoic acid, trifluoroperacetic acid or urea hydrogen peroxide complex yields N-oxide 55, which is then halogenated to give 4-chloro-2-pyrimidineamine 50. The corresponding 4-halo-2-pyrimidineamines may be obtained by using suitable halogenation reagents.

[0251] In yet another exemplary embodiment, the 2,4-pyrimidinediamine compounds can be prepared from substituted or unsubstituted uridines as illustrated in Scheme (VI), below:

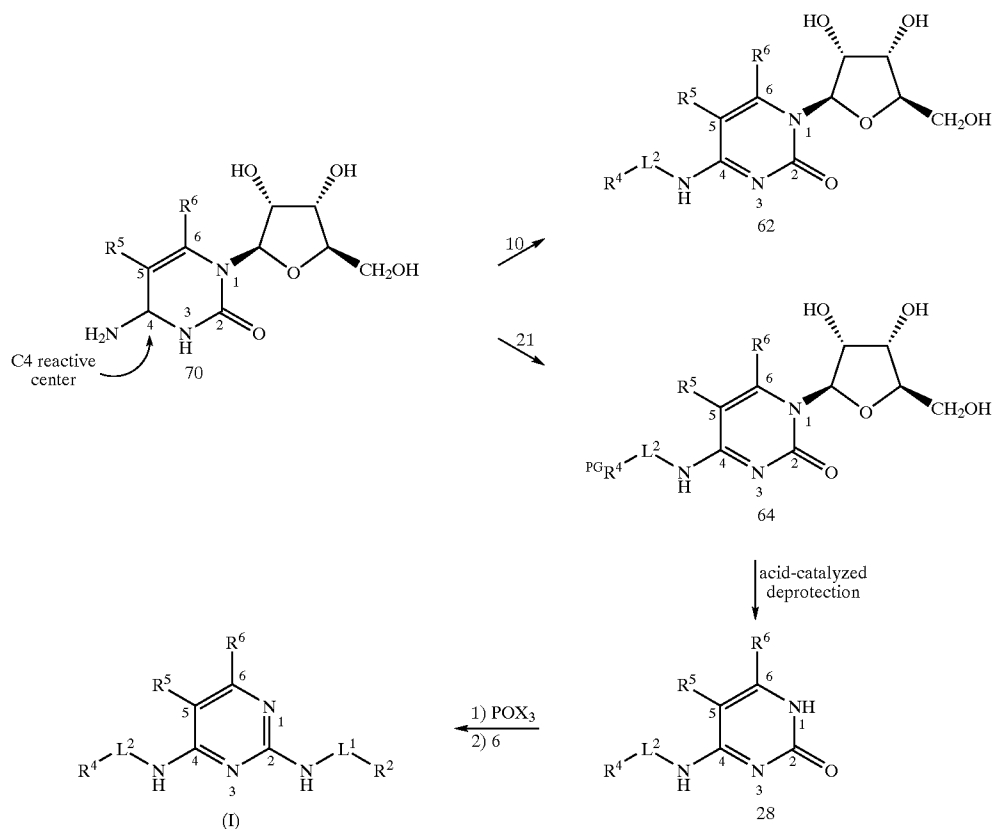
[0252] In Scheme (VI),  $R^2$ ,  $R^4$ ,  $R^5$ ,  $R^6$ ,  $L^1$ ,  $L^2$  and X are as previously defined for Scheme (I) and the superscript PG represents a protecting group, as discussed in connection with Scheme (IIb). According to Scheme (VI), uridine 60 has a C4 reactive center such that reaction with amine 10 or protected amine 21 yields N4-substituted cytidine 62 or 64, respectively. Acid-catalyzed deprotection of N4-substituted 62 or 64 (when "PG" represents an acid-labile protecting group) yields N4-substituted cytosine 28, which may be subsequently halogenated at the C2-position and reacted with amine 6 to yield a 2,4-pyrimidinediamine according to structural formulae (I).

Scheme (VI)



[0253] Cytidines may also be used as starting materials in an analogous manner, as illustrated in Scheme (VII), below:

Scheme (VII)



[0254] In Scheme (VI), R<sup>2</sup>, R<sup>4</sup>, R<sup>5</sup>, R<sup>6</sup>, L<sup>1</sup>, L<sup>2</sup> and X are as previously defined in Scheme (I) and the superscript PG represents a protecting group as discussed above. Referring to Scheme (VII), like uridine 60, cytidine 70 has a C4 reactive center such that reaction with amine 10 or protected amine 21 yields N4-substituted cytidine 62 or 64, respectively. These cytidines 62 and 64 are then treated as previously described for Scheme (VI) to yield a 2,4-pyrimidinediamine according to structural formulae (I).

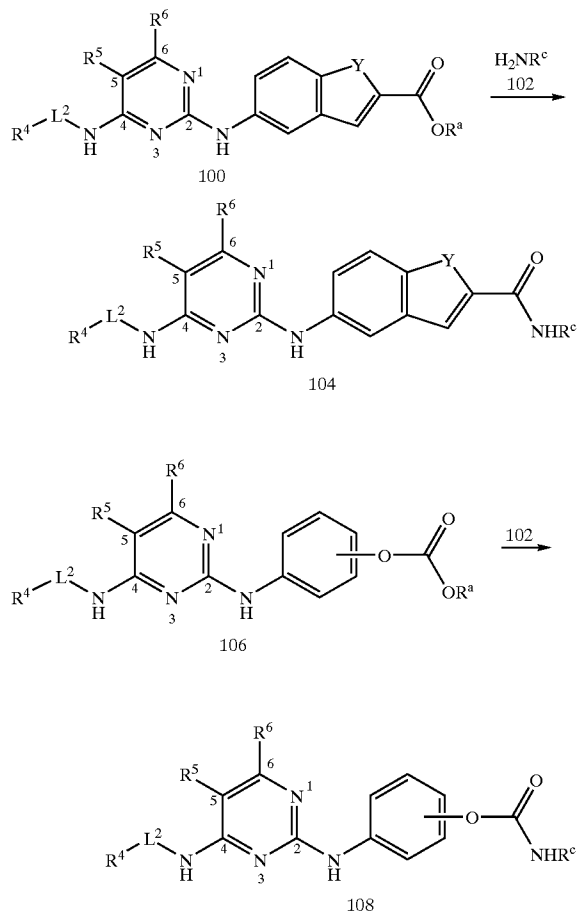
[0255] Although Schemes (VI) and (VII) are exemplified with ribosylnucleosides, skilled artisans will appreciate that the corresponding 2'-deoxyribo and 2',3'-dideoxyribo nucleosides, as well as nucleosides including sugars or sugar analogs other than ribose, would also work.

[0256] Numerous uridines and cytidines useful as starting materials in Schemes (VI) and (VII) are known in the art, and include, by way of example and not limitation, 5-trifluoromethyl-2'-deoxycytidine (Chem. Sources #ABCR F07669; CAS Registry 66,384-66-5); 5-bromouridine (Chem. Sources Int'l 2000; CAS Registry 957-75-5);

5-iodo-2'-deoxyuridine (Aldrich #1-775-6; CAS Registry 54-42-2); 5-fluorouridine (Aldrich #32,937-1; CAS Registry 316-46-1); 5-iodouridine (Aldrich #85,259-7; CAS Registry 1024-99-3); 5-(trifluoromethyl)uridine (Chem. Sources Int'l 2000; CAS Registry 70-00-8); 5-trifluoromethyl-2'-deoxyuridine (Chem. Sources Int'l 2000; CAS Registry 70-00-8). Additional uridines and cytidines that can be used as starting materials in Schemes (VI) and (VII) are available from General Intermediates of Canada, Inc., Edmonton, Calif. ([www.generalintermediates.com](http://www.generalintermediates.com)) and/or Interchim, Cedex, France ([www.interchim.com](http://www.interchim.com)), or may be prepared using standard techniques. Myriad textbook references teaching suitable synthetic methods are provided infra.

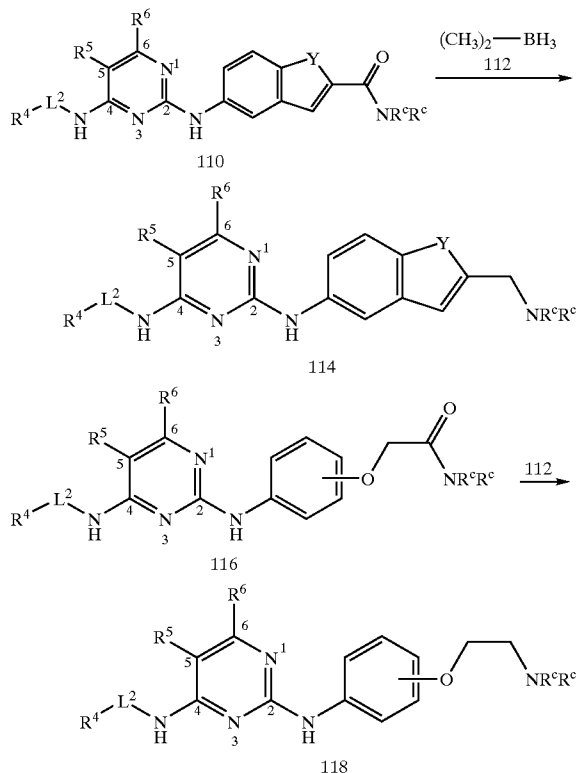
[0257] As will be recognized by skilled artisans, certain 2,4-pyrimidinediamines compounds synthesized via the exemplary methods described above, or by other well-known means, may also be utilized as starting materials and/or intermediates to synthesize additional 2,4-pyrimidinediamine compounds. A specific example is illustrated in Scheme (VIII), below:

Scheme (VIII)



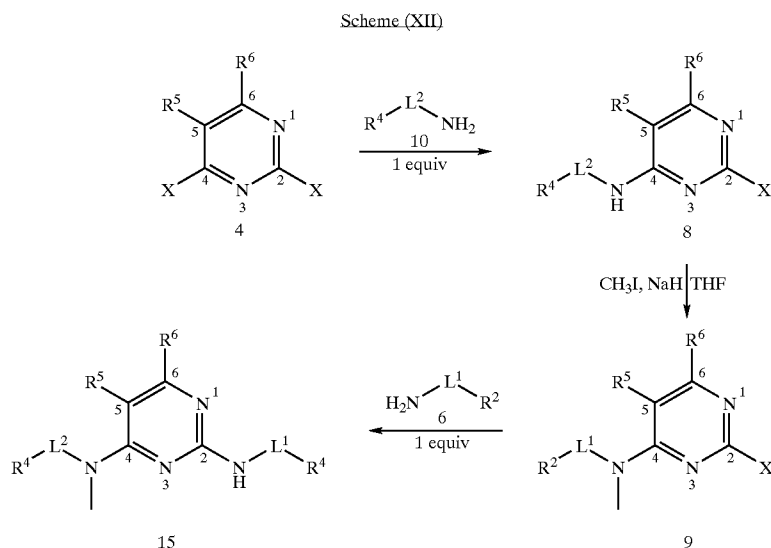
[0258] In Scheme (VIII), R<sup>4</sup>, R<sup>5</sup>, R<sup>6</sup>, L<sup>2</sup>, Y, R<sup>a</sup> and R<sup>c</sup> are as previously defined for structural formulae (I). Each R<sup>a</sup> is independently an R<sup>a</sup>, and may be the same or different from the illustrated R<sup>a</sup>. Referring to Scheme (VIII), carboxylic acid or ester 100 may be converted to amide 104 by reaction with amine 102. In amine 102, R<sup>a</sup> may be the same or different than R<sup>a</sup> of acid or ester 100. Similarly, carbonate ester 106 may be converted to carbamate 108.

Scheme (IX)



[0260] In Scheme (IX) R<sup>4</sup>, R<sup>5</sup>, R<sup>6</sup>, L<sup>2</sup>, Y and R<sup>c</sup> are as previously defined for structural formulae (I). Referring to Scheme (IX), amide 110 or 116 may be converted to amine 114 or 118, respectively, by borane reduction with borane methylsulfide complex 112. Other suitable reactions for synthesizing 2,4-pyrimidinediamine compounds from 2,4-pyrimidinediamine starting materials will be apparent to those of skill in the art.

[0261] Compounds including alkyl groups at the amine groups at the 2- and/or 4-position of the 2,4-pyrimidinediamine ring can be prepared using routine alkylation procedures. An exemplary scheme for selectively methylating the amine group at the 4-position of the 2,4-pyrimidinediamine is illustrated in Scheme (XII):



[0262] In Scheme (XII),  $L^1$ ,  $L^2$ ,  $R^2$ ,  $R^4$ ,  $R^5$  and  $R^6$  are as previously defined for structural formula (I). The above Scheme can be routinely adapted to synthesize other N-alkylated compounds.

[0263] Compounds that are enantiomerically or diastereomerically pure can be synthesized via chiral-specific syntheses utilizing enantiomerically or diastereomerically pure starting reagents as is known in the art. Alternatively, specified enantiomers, diastereomers and/or mixtures thereof can be isolated utilizing conventional chiral separation techniques.

[0264] Although many of the synthetic schemes discussed above do not illustrate the use of protecting groups, skilled artisans will recognize that in some instances certain substituents, such as, for example,  $R^2$  and/or  $R^4$ , may include functional groups requiring protection. The exact identity of the protecting group used will depend upon, among other things, the identity of the functional group being protected and the reaction conditions used in the particular synthetic scheme, and will be apparent to those of skill in the art. Guidance for selecting protecting groups and chemistries for their attachment and removal suitable for a particular application can be found, for example, in Greene & Wuts, *supra*.

[0265] Prodrugs as described herein may be prepared by routine modification of the above-described methods. Alternatively, such prodrugs may be prepared by reacting a suitably protected 2,4-pyrimidinediamine of structural formula (I), (II), (III), (IV) and/or (V) with a suitable progroup. Conditions for carrying out such reactions and for deprotecting the product to yield a prodrugs as described herein are well-known.

[0266] Myriad references teaching methods useful for synthesizing pyrimidines generally, as well as starting materials described in Schemes (I)-(IX), are known in the art. For specific guidance, the reader is referred to Brown, D. J., "The Pyrimidines", in *The Chemistry of Heterocyclic Compounds*, Volume 16 (Weissberger, A., Ed.), 1962, Inter-

science Publishers, (A Division of John Wiley & Sons), New York ("Brown I"); Brown, D. J., "The Pyrimidines", in *The Chemistry of Heterocyclic Compounds*, Volume 16, Supplement I (Weissberger, A. and Taylor, E. C., Ed.), 1970, Wiley-Interscience, (A Division of John Wiley & Sons), New York (Brown II); Brown, D. J., "The Pyrimidines", in *The Chemistry of Heterocyclic Compounds*, Volume 16, Supplement II (Weissberger, A. and Taylor, E. C., Ed.), 1985, An Interscience Publication (John Wiley & Sons), New York ("Brown III"); Brown, D. J., "The Pyrimidines" in *The Chemistry of Heterocyclic Compounds*, Volume 52 (Weissberger, A. and Taylor, E. C., Ed.), 1994, John Wiley & Sons, Inc., New York, pp. 1-1509 (Brown IV); Kenner, G. W. and Todd, A., in *Heterocyclic Compounds*, Volume 6, (Elderfield, R. C., Ed.), 1957, John Wiley, New York, Chapter 7 (pyrimidines); Paquette, L. A., *Principles of Modern Heterocyclic Chemistry*, 1968, W. A. Benjamin, Inc., New York, pp. 1-401 (uracil synthesis pp. 313, 315; pyrimidine synthesis pp. 313-316; amino pyrimidine synthesis pp. 315); Joule, J. A., Mills, K. and Smith, G. F., *Heterocyclic Chemistry*, 3<sup>rd</sup> Edition, 1995, Chapman and Hall, London, UK, pp. 1-516; Vorbrüggen, H. and Ruh-Pohlenz, C., *Handbook of Nucleoside Synthesis*, John Wiley & Sons, New York, 2001, pp. 1-631 (protection of pyrimidines by acylation pp. 90-91; silylation of pyrimidines pp. 91-93); Joule, J. A., Mills, K. and Smith, G. F., *Heterocyclic Chemistry*, 4<sup>th</sup> Edition, 2000, Blackwell Science, Ltd, Oxford, UK, pp. 1-589; and *Comprehensive Organic Synthesis*, Volumes 1-9 (Trost, B. M. and Fleming, I., Ed.), 1991, Pergamon Press, Oxford, UK.

#### [0267] 5.4 Activity of the Antiproliferative Compounds

[0268] Active 2,4-pyrimidinediamine compounds typically inhibit proliferation of desired cells, such as tumor cells, with an  $IC_{50}$  in the range of about 1 mM or less, as measured in a standard in vitro cellular proliferation assay. Of course, skilled artisans will appreciate that compounds which exhibit lower  $IC_{50}$ s, for example on the order of 100  $\mu$ M, 20  $\mu$ M, 10  $\mu$ M, 1  $\mu$ M, 100 nM, 10 nM, 1 nM, or even lower, may be particularly useful in therapeutic applications.

The antiproliferative activity may be cytostatic or it may be cytotoxic. In instances where antiproliferative activity specific to a particular cell type is desired, the compound may be assayed for activity with the desired cell type and counter-screened for a lack of activity against other cell types. The desired degree of "inactivity" in such counter screens, or the desired ratio of activity vs. inactivity may vary for different situations, and may be selected by the user.

#### [0269] 5.5 Uses of the Antiproliferative Compounds

[0270] The antiproliferative 2,4-pyrimidinediamine compounds, including the various salts, prodrugs, hydrates and N-oxide forms thereof, may be used to inhibit cell proliferation in a variety of contexts. According to some embodiments of the method, a cell or population of cells is contacted with an amount of such a compound effective to inhibit proliferation of the cell or cell population. The compound may act cytotoxically to kill the cell, or cytostatically to inhibit proliferation without killing the cell.

[0271] In some embodiments, the methods may be practiced as a therapeutic approach towards the treatment of proliferative disorders. Thus, in a specific embodiment, the 2,4-pyrimidinediamine compounds (and the various forms described herein) may be used to treat proliferative disorders in animal subjects, including humans. The method generally comprises administering to the subject an amount of a compound of the invention, or a salt, prodrug, hydrate or N-oxide thereof, effective to treat the disorder. In one embodiment, the subject is a mammal, including, but not limited to, bovine, horse, feline, canine, rodent, or primate. In another embodiment, the subject is a human.

[0272] A variety of cellular proliferative disorders may be treated with the compounds of the present invention. In one embodiment, the compounds are used to treat various cancers in afflicted subjects. Cancers are traditionally classified based on the tissue and cell type from which the cancer cells originate. Carcinomas are considered cancers arising from epithelial cells while sarcomas are considered cancers arising from connective tissues or muscle. Other cancer types include leukemias, which arise from hematopoietic cells, and cancers of nervous system cells, which arise from neural tissue. For non-invasive tumors, adenomas are considered benign epithelial tumors with glandular organization while chondromas are benign tumor arising from cartilage. In the present invention, the described compounds may be used to treat proliferative disorders encompassed by carcinomas, sarcomas, leukemias, neural cell tumors, and non-invasive tumors.

[0273] In a specific embodiment, the compounds are used to treat solid tumors arising from various tissue types, including, but not limited to, cancers of the bone, breast, respiratory tract (e.g., bladder), brain reproductive organs, digestive tract, urinary tract, eye, liver, skin, head, neck, thyroid, parathyroid, and metastatic forms thereof.

[0274] Specific proliferative disorders include the following: a) proliferative disorders of the breast include, but are not limited to, invasive ductal carcinoma, invasive lobular carcinoma, ductal carcinoma, lobular carcinoma in situ, and metastatic breast cancer; b) proliferative disorders of the skin include, but are not limited to, basal cell carcinoma, squamous cell carcinoma, malignant melanoma, and Kaposi's sarcoma; c) proliferative disorders of the respiratory

tract include, but are not limited to, small cell and non-small cell lung carcinoma, bronchial adenoma, pleuropulmonary blastoma, and malignant mesothelioma; d) proliferative disorders of the brain include, but are not limited to, brain stem and hypothalamic glioma, cerebellar and cerebral astrocytoma, medulloblastoma, ependymal tumors, oligodendrogial, meningiomas, and neuroectodermal and pineal tumors; e) proliferative disorders of the male reproductive organs include, but are not limited to, prostate cancer, testicular cancer, and penile cancer f) proliferative disorders of the female reproductive organs include, but are not limited to, uterine cancer (endometrial), cervical, ovarian, vaginal, vulval cancers, uterine sarcoma, ovarian germ cell tumor; g) proliferative disorders of the digestive tract include, but are not limited to, anal, colon, colorectal, esophageal, gallbladder, stomach (gastric), pancreatic cancer, pancreatic cancer-Islet cell, rectal, small-intestine, and salivary gland cancers; h) proliferative disorders of the liver include, but are not limited to, hepatocellular carcinoma, cholangiocarcinoma, mixed hepatocellular cholangiocarcinoma, and primary liver cancer; i) proliferative disorders of the eye include, but are not limited to, intraocular melanoma, retinoblastoma, and rhabdomyosarcoma; j) proliferative disorders of the head and cancers include, but are not limited to, laryngeal, hypopharyngeal, nasopharyngeal, oropharyngeal cancers, and lip and oral cancer, squamous neck cancer, metastatic paranasal sinus cancer; k) proliferative disorders of the lymphomas include, but are not limited to, various T cell and B cell lymphomas, non-Hodgkins lymphoma, cutaneous T cell lymphoma, Hodgkins disease, and lymphoma of the central nervous system; l) leukemias include, but are not limited to, acute myeloid leukemia, acute lymphoblastic leukemia, chronic lymphocytic leukemia, chronic myelogenous leukemia, and hair cell leukemia, m) proliferative disorders of the thyroid include thyroid cancer, thymoma, and malignant thymoma; n) proliferative disorders of the urinary tract include, but are not limited to, bladder cancer; o) sarcomas include, but are not limited to, sarcoma of the soft tissue, osteosarcoma, malignant fibrous histiocytoma, lymphosarcoma, and rhabdomyosarcoma.

[0275] It is to be understood that the descriptions of proliferative disorders is not limited to the conditions described above, but encompasses other disorders characterized by uncontrolled growth and malignancy. It is further understood that proliferative disorders include various metastatic forms of the tumor and cancer types described herein. The compounds of the present invention may be tested for effectiveness against the disorders described herein, and a therapeutically effective regimen established. Effectiveness, as further described below, includes reduction or remission of the tumor, decreases in the rate of cell proliferation, or cytostatic or cytotoxic effect on cell growth.

#### [0276] 5.6 Combination Therapies

[0277] The compounds of the present invention may be used alone, in combination with one another, or as an adjunct to, or in conjunction with, other established antiproliferative therapies. Thus, the compounds of the present invention may be used with traditional cancer therapies, such as ionization radiation in the form of  $\gamma$ -rays and x-rays, delivered externally or internally by implantation of radioactive compounds, and as a follow-up to surgical removal of tumors.

[0278] In another aspect, the compounds of the present invention may be used with other chemotherapeutic agents useful for the disorder or condition being treated. These compounds may be administered simultaneously, sequentially, by the same route of administration, or by a different route.

[0279] In one embodiment, the present compounds may be used with other anti-cancer or cytotoxic agents. Various classes of anti-cancer and anti-neoplastic compounds include, but are not limited to, alkylating agents, antimitabolites, vinca alkyls, taxanes, antibiotics, enzymes, cytokines, platinum coordination complexes, substituted ureas, tyrosine kinase inhibitors, hormones and hormone antagonists. Exemplary alkylating agents include, by way of example and not limitation, mechlorethamine, cyclophosphamide, ifosfamide, melphalan, chlorambucil, ethyleneimines, methylmelamines, alkyl sulfonates (e.g., busulfan), and carmustine. Exemplary antimitabolites include, by way of example and not limitation, folic acid analog methotrexate; pyrimidine analog fluorouracil, cytosine arbinoside; purine analogs mercaptopurine, thioguanine, and azathioprine. Exemplary vinca alkyls include, by way of example and not limitation, vinblastine, vincristine, paclitaxel, and colchicine. Exemplary antibiotics include, by way of example and not limitation, actinomycin D, daunorubicin, and bleomycin. An exemplary enzyme effective as anti-neoplastic agents include L-asparaginase. Exemplary coordination compounds include, by way of example and not limitation, cisplatin and carboplatin. Exemplary hormones and hormone related compounds include, by way of example and not limitation, adrenocorticosteroids prednisone and dexamethasone; aromatase inhibitors amino glutethimide, formestane, and anastrozole; progestin compounds hydroxyprogesterone caproate, medroxyprogesterone; and anti-estrogen compound tamoxifen.

[0280] These and other useful anti-cancer compounds are described in *Merck Index*, 13th Ed. (O'Neil M. J. et al., ed) Merck Publishing Group (2001) and *Goodman and Gilman's The Pharmacological Basis of Therapeutics*, 10th Edition, Hardman, J. G. and Limbird, L. E. eds., pg. 1381-1287, McGraw Hill, (1996), both of which are incorporated by reference herein.

[0281] Additional anti-proliferative compounds useful in combination with the compounds of the present invention include, by way of example and not limitation, antibodies directed against growth factor receptors (e.g., anti-Her2); antibodies for activating T cells (e.g., anti-CTLA-4 antibodies); and cytokines such as interferon- $\alpha$  and interferon- $\gamma$ , interleukin-2, and GM-CSF.

#### [0282] 5.7 Formulations and Administration

[0283] When used to treat or prevent such diseases, the active compounds may be administered singly, as mixtures of one or more active compounds or in mixture or combination with other agents useful for treating such diseases and/or the symptoms associated with such diseases. The active compounds may also be administered in mixture or in combination with agents useful to treat other disorders or maladies, such as steroids, membrane stabilizers. The active compounds or prodrugs may be administered per se, or as pharmaceutical compositions, comprising an active compound or prodrug.

[0284] Pharmaceutical compositions comprising the active compounds of the invention (or prodrugs thereof) may be manufactured by means of conventional mixing, dissolving, granulating, dragee-making, levigating, emulsifying, encapsulating, entrapping or lyophilization processes. The compositions may be formulated in conventional manner using one or more physiologically acceptable carriers, diluents, excipients or auxiliaries which facilitate processing of the active compounds into preparations which can be used pharmaceutically (see *Remington's Pharmaceutical Sciences*, 15<sup>th</sup> Ed., Hoover, J. E. ed., Mack Publishing Co. (2003)).

[0285] The active compound or prodrug may be formulated in the pharmaceutical compositions per se, or in the form of a hydrate, solvate, N-oxide or pharmaceutically acceptable salt, as previously described. Typically, such salts are more soluble in aqueous solutions than the corresponding free acids and bases, but salts having lower solubility than the corresponding free acids and bases may also be formed.

[0286] Pharmaceutical compositions of the invention may take a form suitable for virtually any mode of administration, including, for example, topical, ocular, oral, buccal, systemic, nasal, injection, transdermal, rectal, vaginal, etc., or a form suitable for administration by inhalation or insufflation.

[0287] For topical administration, the active compound(s) or prodrug(s) may be formulated as solutions, gels, ointments, creams, suspensions, etc. as are well-known in the art.

[0288] Systemic formulations include those designed for administration by injection, e.g., subcutaneous, intravenous, intramuscular, intrathecal or intraperitoneal injection, as well as those designed for transdermal, transmucosal oral or pulmonary administration.

[0289] Useful injectable preparations include sterile suspensions, solutions or emulsions of the active compound(s) in aqueous or oily vehicles. The compositions may also contain formulating agents, such as suspending, stabilizing and/or dispersing agent. The formulations for injection may be presented in unit dosage form, e.g., in ampules or in multidose containers, and may contain added preservatives.

[0290] Alternatively, the injectable formulation may be provided in powder form for reconstitution with a suitable vehicle, including but not limited to sterile pyrogen free water, buffer, dextrose solution, etc., before use. To this end, the active compound(s) may be dried by any art-known technique, such as lyophilization, and reconstituted prior to use.

[0291] For transmucosal administration, penetrants appropriate to the barrier to be permeated are used in the formulation. Such penetrants are known in the art.

[0292] For oral administration, the pharmaceutical compositions may take the form of, for example, lozenges, tablets or capsules prepared by conventional means with pharmaceutically acceptable excipients such as binding agents (e.g., pregelatinized maize starch, polyvinylpyrrolidone or hydroxypropyl methylcellulose); fillers (e.g., lactose, microcrystalline cellulose or calcium hydrogen phosphate); lubricants (e.g., magnesium stearate, talc or silica);

disintegrants (e.g., potato starch or sodium starch glycolate); or wetting agents (e.g., sodium lauryl sulfate, lecithin). The tablets may be coated by methods well known in the art with, for example, sugars, films or enteric coatings.

**[0293]** Liquid preparations for oral administration may take the form of, for example, elixirs, solutions, syrups or suspensions, or they may be presented as a dry product for constitution with water or other suitable vehicle before use. Such liquid preparations may be prepared by conventional means with pharmaceutically acceptable additives such as suspending agents (e.g., sorbitol syrup, cellulose derivatives or hydrogenated edible fats); emulsifying agents (e.g., lecithin or acacia); non-aqueous vehicles (e.g., almond oil, oily esters, ethyl alcohol, cremophore™ or fractionated vegetable oils); and preservatives (e.g., methyl or propyl-p-hydroxybenzoates or sorbic acid). The preparations may also contain buffer salts, preservatives, flavoring, coloring and sweetening agents as appropriate.

**[0294]** Preparations for oral administration may be suitably formulated to give controlled release of the active compound or prodrug, as is well known.

**[0295]** For buccal administration, the compositions may take the form of tablets or lozenges formulated in conventional manner.

**[0296]** For rectal and vaginal routes of administration, the active compound(s) may be formulated as solutions (for retention enemas) suppositories or ointments containing conventional suppository bases such as cocoa butter or other glycerides.

**[0297]** For nasal administration or administration by inhalation or insufflation, the active compound(s) or prodrug(s) can be conveniently delivered in the form of an aerosol spray from pressurized packs or a nebulizer with the use of a suitable propellant, e.g., dichlorodifluoromethane, trichlorofluoromethane, dichlorotetrafluoroethane, fluorocarbons, carbon dioxide or other suitable gas. In the case of a pressurized aerosol, the dosage unit may be determined by providing a valve to deliver a metered amount. Capsules and cartridges for use in an inhaler or insufflator (for example capsules and cartridges comprised of gelatin) may be formulated containing a powder mix of the compound and a suitable powder base such as lactose or starch.

**[0298]** For ocular administration, the active compound(s) or prodrug(s) may be formulated as a solution, emulsion, suspension, etc. suitable for administration to the eye. A variety of vehicles suitable for administering compounds to the eye are known in the art. Specific non-limiting examples are described in U.S. Pat. No. 6,261,547; U.S. Pat. No. 6,197,934; U.S. Pat. No. 6,056,950; U.S. Pat. No. 5,800,807; U.S. Pat. No. 5,776,445; U.S. Pat. No. 5,698,219; U.S. Pat. No. 5,521,222; U.S. Pat. No. 5,403,841; U.S. Pat. No. 5,077,033; U.S. Pat. No. 4,882,150; and U.S. Pat. No. 4,738,851.

**[0299]** For prolonged delivery, the active compound(s) or prodrug(s) can be formulated as a depot preparation for administration by implantation or intramuscular injection. The active ingredient may be formulated with suitable polymeric or hydrophobic materials (e.g., as an emulsion in an acceptable oil) or ion exchange resins, or as sparingly soluble derivatives, e.g., as a sparingly soluble salt. Alternatively, transdermal delivery systems manufactured as an

adhesive disc or patch which slowly releases the active compound(s) for percutaneous absorption may be used. To this end, permeation enhancers may be used to facilitate transdermal penetration of the active compound(s). Suitable transdermal patches are described in for example, U.S. Pat. No. 5,407,713; U.S. Pat. No. 5,352,456; U.S. Pat. No. 5,332,213; U.S. Pat. No. 5,336,168; U.S. Pat. No. 5,290,561; U.S. Pat. No. 5,254,346; U.S. Pat. No. 5,164,189; U.S. Pat. No. 5,163,899; U.S. Pat. No. 5,088,977; U.S. Pat. No. 5,087,240; U.S. Pat. No. 5,008,110; and U.S. Pat. No. 4,921,475.

**[0300]** Alternatively, other pharmaceutical delivery systems may be employed. Liposomes and emulsions are well-known examples of delivery vehicles that may be used to deliver active compound(s) or prodrug(s). Certain organic solvents such as dimethylsulfoxide (DMSO) may also be employed, although usually at the cost of greater toxicity.

**[0301]** The pharmaceutical compositions may, if desired, be presented in a pack or dispenser device which may contain one or more unit dosage forms containing the active compound(s). The pack may, for example, comprise metal or plastic foil, such as a blister pack. The pack or dispenser device may be accompanied by instructions for administration.

#### **[0302]** 5.8 Effective Dosages

**[0303]** The active compound(s) or prodrug(s) of the invention, or compositions thereof, will generally be used in an amount effective to achieve the intended result, for example in an amount effective to treat or prevent the particular disease being treated. The compound(s) may be administered therapeutically to achieve therapeutic benefit. By therapeutic benefit is meant eradication or amelioration of the underlying disorder being treated and/or eradication or amelioration of one or more of the symptoms associated with the underlying disorder such that the patient reports an improvement in feeling or condition, notwithstanding that the patient may still be afflicted with the underlying disorder. Therapeutic benefit also includes halting or slowing the progression of the disease, regardless of whether improvement is realized.

**[0304]** The amount of compound administered will depend upon a variety of factors, including, for example, the particular indication being treated, the mode of administration, the severity of the indication being treated and the age and weight of the patient, the bioavailability of the particular active compound, etc. Determination of an effective dosage is well within the capabilities of those skilled in the art.

**[0305]** Effective dosages may be estimated initially from in vitro assays. For example, an initial dosage for use in animals may be formulated to achieve a circulating blood or serum concentration of active compound that is at or above an  $IC_{50}$  of the particular compound as measured in an in vitro assay, such as the in vitro assays described in the Examples section. Calculating dosages to achieve such circulating blood or serum concentrations taking into account the bioavailability of the particular compound is well within the capabilities of skilled artisans. For guidance, the reader is referred to Fingl & Woodbury, "General Principles," In: *Goodman and Gilman's The Pharmaceutical Basis of Therapeutics*, Chapter 1, pp. 1-46, latest edition, Pagamonon Press, and the references cited therein.

[0306] Initial dosages may also be estimated from in vivo data, such as animal models. Animal models useful for testing the efficacy of compounds to treat or prevent the various diseases described above are well-known in the art. Dosage amounts will typically be in the range of from about 0.0001 or 0.001 or 0.01 mg/kg/day to about 100 mg/kg/day, but may be higher or lower, depending upon, among other factors, the activity of the compound, its bioavailability, the mode of administration and various factors discussed above. Dosage amount and interval may be adjusted individually to provide plasma levels of the compound(s) which are sufficient to maintain therapeutic or prophylactic effect. For example, the compounds may be administered once per week, several times per week (e.g., every other day), once per day or multiple times per day, depending upon, among other things, the mode of administration, the specific indication being treated and the judgment of the prescribing physician. In cases of local administration or selective uptake, such as local topical administration, the effective local concentration of active compound(s) may not be related to plasma concentration. Skilled artisans will be able to optimize effective local dosages without undue experimentation.

[0307] Preferably, the compound(s) will provide therapeutic or prophylactic benefit without causing substantial toxicity. Toxicity of the compound(s) may be determined using standard pharmaceutical procedures. The dose ratio between toxic and therapeutic (or prophylactic)  $LD_{50}/ED_{50}$  effect is the therapeutic index ( $LD_{50}$  is the dose lethal to 50% of the population and  $ED_{50}$  is the dose therapeutically effective in 50% of the population). Compounds(s) that exhibit high therapeutic indices are preferred.

#### [0308] 5.9 Kits

[0309] The compounds and/or prodrugs described herein may be assembled in the form of kits. In some embodiments, the kit provides the compound(s) and reagents to prepare a composition for administration. The composition may be in a dry or lyophilized form, or in a solution, particularly a sterile solution. When the composition is in a dry form, the reagent may comprise a pharmaceutically acceptable diluent for preparing a liquid formulation. The kit may contain a device for administration or for dispensing the compositions, including, but not limited to syringe, pipette, transdermal patch, or inhalant.

[0310] The kits may include other therapeutic compounds for use in conjunction with the compounds described herein. In some embodiments, the therapeutic agents are other

anti-cancer and anti-neoplastic compounds. These compounds may be provided in a separate form, or mixed with the compounds of the present invention.

[0311] The kits will include appropriate instructions for preparation and administration of the composition, side effects of the compositions, and any other relevant information. The instructions may be in any suitable format, including, but not limited to, printed matter, videotape, computer readable disk, or optical disc.

### 6. EXAMPLES

#### [0312] 6.1 In Vitro Cellular Experiments

[0313] The compounds illustrated in TABLES 1-14, supra, were synthesized using the methods described herein. Salts of the compounds were prepared using standard techniques.

[0314] The  $IC_{50}$  values of various compounds against a various different tumor cell lines were determined using standard in vitro antiproliferation assays. The tumor cell lines tested were as follows: A549 (lung); H1299 (lung), ACHN (kidney/p53 wt), CAKI (renal cell carcinoma), NCI-H460 (lung); HCT116 (colon/p53 wt); HELA (cervix/p53 wt), HUH7 (liver/p53 wt), HUVEC (primary endothelial), LNCAP (prostate), HT-29 (colon); MCF-7 (breast); MCF-7 (breast/ER positive), MDA MB435S (breast); MDA MB231 (breast/ER negative), DU145 (prostate); BxPC-3 (pancreatic); SKOV-3 (ovarian); HepG2 (hepatic), NDHF primary normal human dermal fibroblast, SKMEL28 (breast/p53mut), SKMEL5 (breast/p53 wt), U2OS (bone) and PC3 (prostate). The activity of the compounds against A549 cells and H1299 cells is reported in TABLES 1-14, supra. In the tables, a "+" indicates an  $IC_{50}$  of 20  $\mu$ M or less, a "-" indicates an  $IC_{50}$  of >20  $\mu$ M. A value of "-/+" indicates that the specific compound exhibited an  $IC_{50}$  of >20  $\mu$ M in a 3-point assay, but exhibited an  $IC_{50}$  of <20  $\mu$ M in a higher-point (e.g., 6-point) assay. A value of "+/-" indicates that the specific compound exhibited an  $IC_{50}$  of <20  $\mu$ M in a 3-point assay, but exhibited an  $IC_{50}$  of >20  $\mu$ M in a higher-point (e.g., 6-point) assay. A blank indicates the specified compound was not tested against the specified cell line. Many of the compounds tested exhibited  $IC_{50}$ s against A549 and/or H1299 cells in the nanomolar range.

[0315] Many of the compounds were tested against other cell lines. Their activity is reported in TABLE 15, below, where "+", "-", "+" or "+/" values are as described for TABLES 1-14. Where the cell line includes a value in a parenthetical, the value indicates the seeding density at which the assay was performed.



No	ACHN	CAKI	HCT116	HELA	HUH7	HUVEC	LNCAP	MCF7(2K)	MCF7(4K)	MDA-MB-231(2K)	MDA-MB-231(4K)	NDHF	PC3	SKMEL28	SKMEL5	U20S
254													+			
256													+			
300			+													
697						+										
699													-			
710			+													
717			-													
493			-/+													
494			+													
534			+													
626			+													
495			+													
629			+													
631			+													
632			+													
633			+													
634			-													
496			-													
497			-													
732			+													
500			+										-			
636			+													
742			-										+			
501													-			
502													-			
746													-			
747													+			
642													+			
748													-			
643													-			
749													-			
750													+			
751													-			
752													-			
503			+										-			
753													-			
754													-			
755			+										-			
504			+										-			
506			-										-			
507			-										-			
508													-			
509													-			
644			+										-			
645			+										-			
510													-			
761													+			
762													-			
763													-			

-continued

[illegible]

-continued

No	ACHN	CAKI	HCT116	HELA	HUH7	HUVEC	LNCAP	MCF7(2K)	MCF7(4K)	MDA-MB-231(2K)	MDA-MB-231(4K)	NDHF	PC3	SKMEL28	SKMEL5	U2OS
580													-			
581			+													+
942	+	+	+	+	+	+	+					+	+			
947																
948													+			
949			+										+			
950			+										+			
954													+			
955													-			
956													-			
957													+			
958													-			
959													-			
960													-			
961													-			
962													-			
355			-		+								+			
356			-										+			
676																
677			-													
358			-/+													
359			+/-		+											
978													-			
979													-			
980													-			
981			+										+			
982													-			
983													-			
984			+										+			
985													-			
986													-			
987													+			
418													+			



**[0316]** 6.2 In Vivo Xenograft Experiments

**[0317]** Compounds 107, 858, 164, 211 and 156 were tested for their ability to shrink tumors generated from A549 cells in standard xenograft experiments. Compounds 141 and 211 were tested against H1299 tumors. When palpable tumors appeared and were of a preselected volume (approximately 40-150 mm<sup>3</sup>), the mice were administered test compounds as specified in TABLE 16, below. Preliminary results are reported in TABLE 16.

TABLE 16

Test Compound	Cell Type	Dose	Dose Schedule	Formulation	Comments	Preliminary Results
107	A549	40 mg/kg	3 × a day for 4 days followed by 5 days rest.	Liposome Vehicle (DMPC)	No precipitation was noted	No significant reduction in tumor size
107	A549	25 mg/kg and 50 mg/kg	Bid, daily And Bid 4 days w/8 days rest	16% Cremophor/ 16% EtOH/ 68% Saline	Compound crashed out of solution when saline was added	No significant reduction in tumor size seen with either dose
858	A549	25 mg/kg	Bid, daily	5% EtOH/ 15% Cremophor/ 80% Saline	No precipitation was noted	No significant reduction in tumor size seen
164, 211	A549	25 mg/kg	R563-5 days bid with 2 days of rest R565-bid, daily	100% DMSO	No precipitation was noted	23.2% reduction in tumor size in mice treated with 211. Compound 164 showed no significant reduction in tumor size.
141, 211	H1299	25 mg/kg	Bid, daily	100% DMSO	Compound 141 precipitated out on day 2. Compound was prepared fresh for days 3, 4, and 5. No precipitation was noted for Compound 211	No significant reduction in tumor size was seen with either compound.
156	A549	25 mg/kg and 50 mg/kg	Bid, daily	0.9% Saline	No precipitation was noted	60.4% reduction in tumor size was observed in mice treated with 50 mg/kg. No significant reduction was seen at the lower dose.

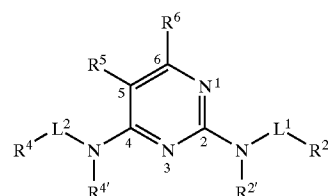
**[0318]** Although the foregoing inventions have been described in some detail to facilitate understanding, it will be apparent that certain changes and modifications may be practiced within the scope of the appended claims. Accordingly, the described embodiments are to be considered as illustrative and not restrictive, and the invention is not to be limited to the details given herein, but may be modified within the scope and equivalents of the appended claims.

**[0319]** It is to be understood that when ranges of integers are described herein, the description is intended to include the endpoints and each intervening integer as though each integer were explicitly delineated. As a specific example, the description “an integer from 1 to 6,” is intended to explicitly describe 1, 2, 3, 4, 5 and 6.

**[0320]** All literature and patent references cited throughout the application are incorporated by reference into the application for all purposes.

What is claimed is:

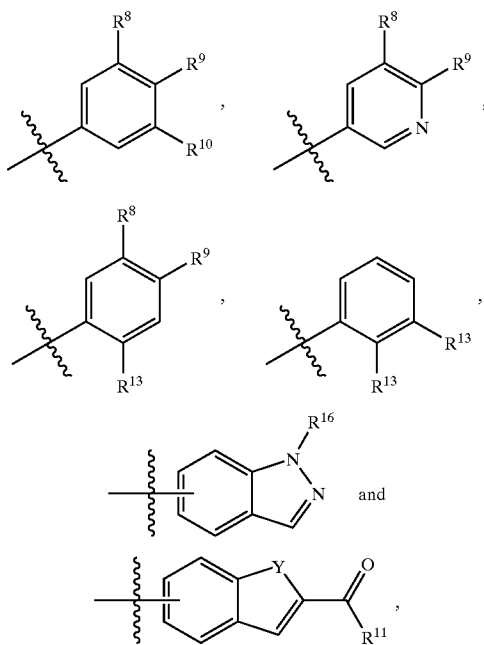
1. A method of inhibiting proliferation of a cancer cell, comprising contacting the cancer cell with an effective amount of a 2,4-pyrimidinediamine compound according to structural formula (I):



including prodrugs, salts, hydrates, solvates and N-oxides thereof, wherein:

$L^1$  and  $L^2$  are each, independently of one another, selected from a lower alkylidyl linker, a lower alkylene linker and a covalent bond;

$R^2$  is selected from the group consisting of lower alkyl optionally substituted with an  $R^b$  group,

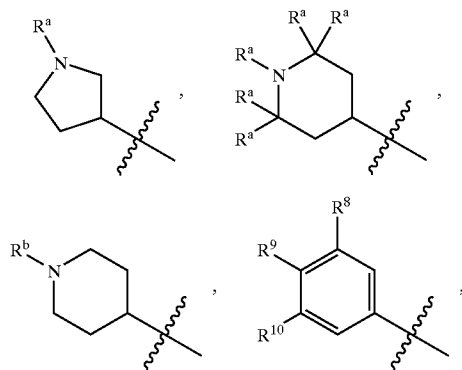


where Y is NH, O or  $CH_2$ ;

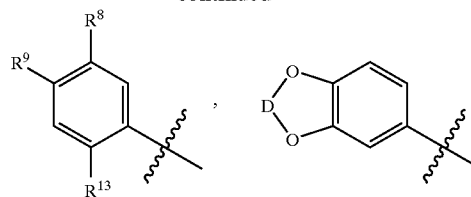
$R^{2'}$  is hydrogen, methyl or lower alkyl;

$R^{4'}$  is hydrogen, methyl or lower alkyl;

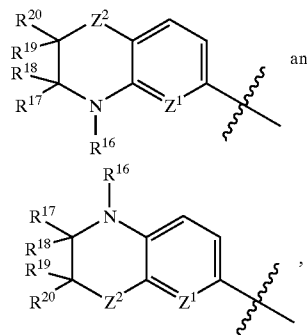
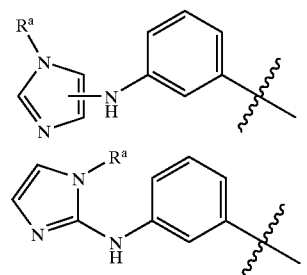
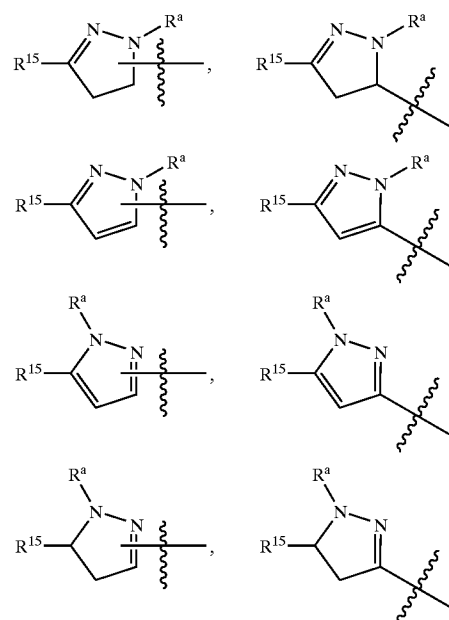
$R^4$  is selected from the group consisting of lower alkyl optionally monosubstituted with an  $R^a$  or  $R^b$  group, lower cycloalkyl optionally monosubstituted with an  $R^a$  or  $R^b$  group, lower cycloheteroalkyl optionally substituted at one or more ring carbon and/or heteroatoms with an  $R^a$  or  $R^b$  group,  $-(CR^aR^b)_n-R^b$ ,



-continued



where D is  $-(CR^7R^7)_m-$ ,



where  $Z^1$  is N or CH and  $Z^2$  is O, S, NH,  $S(O)_2$ ;

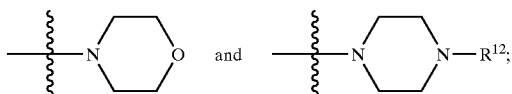
$R^5$  is selected from the group consisting of halo, fluoro and  $-\text{CF}_3$ ;

$R^6$  is hydrogen;

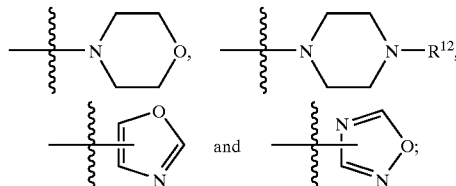
each  $R^7$  is independently selected from the group consisting of hydrogen, methyl, lower alkyl and halo;

each  $R^8$  is independently selected from the group consisting of hydrogen, lower alkyl,  $-(\text{CH}_2)_n-\text{OH}$ ,  $-\text{OR}^a$ ,  $-(\text{CH}_2)_n-\text{NR}^c\text{R}^c$ ,  $-\text{O}(\text{CH}_2)_n-\text{R}^a$ ,  $-\text{O}(\text{CH}_2)_n-\text{R}^b$ ,  $-\text{C}(\text{O})\text{OR}^a$ ,  $-\text{C}(\text{S})\text{OR}^a$ , halo,  $-\text{CF}_3$  and  $-\text{OCF}_3$ ;

each  $R^9$  is independently selected from the group consisting of hydrogen, lower alkyl,  $-\text{OR}^a$ ,  $-(\text{CH}_2)_n-\text{NR}^c\text{R}^c$ ,  $-\text{O}(\text{CH}_2)_n-\text{R}^a$ ,  $-\text{O}(\text{CH}_2)_n-\text{R}^b$ ,  $-\text{C}(\text{O})-\text{NR}^c\text{R}^c$ ,  $-\text{C}(\text{S})-\text{NR}^c\text{R}^c$ ,  $-\text{S}(\text{O})_2-\text{NR}^c\text{R}^c$ ,  $-\text{NHC}(\text{O})\text{R}^a$ ,  $-\text{NHC}(\text{S})\text{R}^a$ ,  $-\text{C}(\text{O})-\text{NH}-(\text{CH}_2)_n-\text{NR}^c\text{R}^c$ ,  $-\text{C}(\text{S})-\text{NH}-(\text{CH}_2)_n-\text{NR}^c\text{R}^c$ , halo,  $-\text{CF}_3$ ,  $-\text{OCF}_3$ ,



each  $R^{10}$  is independently selected from the group consisting of hydrogen, lower alkyl,  $-(\text{CH}_2)_n-\text{OH}$ ,  $-(\text{CH}_2)_n-\text{NR}^c\text{R}^c$ ,  $-\text{OR}^a$ ,  $-\text{O}(\text{CH}_2)_n-\text{R}^a$ ,  $-\text{O}(\text{CH}_2)_n-\text{R}^b$ , halo,  $-\text{CF}_3$ ,  $-\text{OCF}_3$ ,



each  $R^{11}$  is independently selected from the group consisting of  $-\text{OR}^a$ ,  $-\text{NR}^c\text{R}^c$  and  $-\text{NR}^a\text{R}^d$ ;

each  $R^{12}$  is independently selected from the group consisting of lower alkyl, arylalkyl,  $-\text{OR}^a$ ,  $-\text{NR}^c\text{R}^c$ ,  $-\text{C}(\text{O})\text{R}^a$ ,  $-\text{C}(\text{O})\text{OR}^a$  and  $-\text{C}(\text{O})\text{NR}^c\text{R}^c$ ;

each  $R^{13}$  is independently selected from the group consisting of lower alkyl, hydroxy, lower alkoxy, methoxy,  $-\text{C}(\text{O})\text{NR}^c\text{R}^c$  and  $-\text{C}(\text{O})\text{NH}_2$ ;

each  $R^{15}$  is independently selected from the group consisting of hydrogen, lower alkyl, lower cycloalkyl and phenyl;

each  $R^{16}$  is independently selected from the group consisting of hydrogen, methyl, lower alkyl, lower cycloalkyl, lower branched alkyl and lower cycloalkylmethyl;

each  $R^{17}$  is independently selected from the group consisting of hydrogen, lower alkyl, methyl and  $R^d$  or, alternatively,  $R^{17}$  may be taken together with  $R^{18}$  to form an oxo ( $=\text{O}$ ) group;

each  $R^{18}$  is independently selected from the group consisting of hydrogen, lower alkyl and methyl or, alternatively,  $R^{18}$  may be taken together with  $R^{17}$  to form an oxo ( $=\text{O}$ ) group;

each  $R^{19}$  is independently selected from the group consisting of hydrogen, lower alkyl, methyl and  $R^d$ ;

each  $R^{20}$  is independently selected from the group consisting of hydrogen, lower alkyl, methyl and  $R^d$ ;

each  $m$  is independently an integer from 1 to 3;

each  $n$  is independently an integer from 1 to 3;

each  $R^a$  is independently selected from the group consisting of hydrogen, lower alkyl, lower cycloalkyl, lower cycloalkylalkyl, phenyl and benzyl;

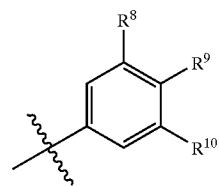
each  $R^b$  is independently selected from the group consisting of  $-\text{OR}^a$ ,  $-\text{CF}_3$ ,  $-\text{OCF}_3$ ,  $-\text{NR}^c\text{R}^c$ ,  $-\text{C}(\text{O})\text{R}^a$ ,  $-\text{C}(\text{S})\text{R}^a$ ,  $-\text{C}(\text{O})\text{OR}^a$ ,  $-\text{C}(\text{S})\text{OR}^a$ ,  $-\text{C}(\text{O})\text{NR}^c\text{R}^c$ ,  $-\text{C}(\text{S})\text{NR}^c\text{R}^c$ ,  $-\text{S}(\text{O})_2\text{NR}^c\text{R}^c$ ,  $-\text{C}(\text{O})\text{NR}^a\text{R}^d$ ,  $-\text{C}(\text{S})\text{NR}^a\text{R}^d$  and  $-\text{S}(\text{O})_2\text{NR}^a\text{R}^d$ ;

each  $R^c$  is independently selected from the group consisting of hydrogen, lower alkyl and lower cycloalkyl, or, alternatively, two  $R^c$ s may be taken together with the nitrogen atom to which they are bonded to form a 5-7 membered saturated ring which optionally includes 1-2 additional heteroatomic groups selected from O,  $\text{NR}^a$ ,  $\text{NR}^a-\text{C}(\text{O})\text{R}^a$ ,  $\text{NR}^a-\text{C}(\text{O})\text{OR}^a$  and  $\text{NR}^a-\text{C}(\text{O})\text{NR}^a$ ; and

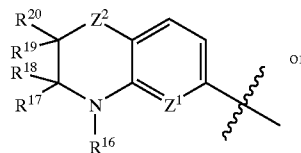
each  $R^d$  is independently selected from lower mono-hydroxyalkyl and lower di-hydroxyalkyl,

with the provisos that:

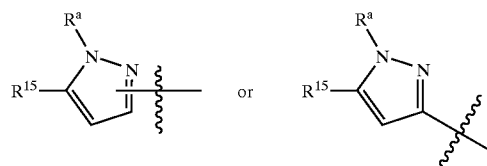
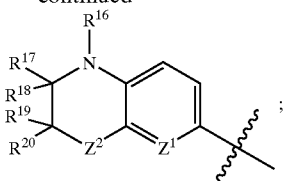
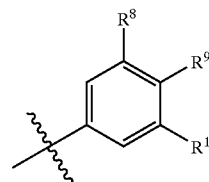
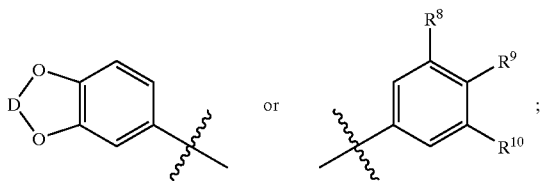
(i) when  $R^2$  is



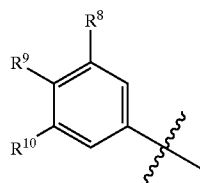
then  $R^9$  and  $R^{10}$  are not both simultaneously lower alkoxy or methoxy, or when  $R^2$  is 3,4,5-trimethoxyphenyl or 3,4,5-tri(loweralkoxy)phenyl, then  $R^4$  is



-continued

(ii) when  $R^2$  is lower alkyl, then  $R^4$  iswhere  $R^{15}$  is t-butyl and  $R^2$  is(iii) when  $R^4$  is

where  $R^8$  and  $R^9$  are each hydrogen, then  $R^{10}$  is other than  $-(CH_2)_n-OH$  or  $-O(CH_2)_n-R^b$  where  $R^b$  is selected from  $-NR^cR^c$ ,  $-C(O)R^a$ ,  $-C(O)NR^cR^c$  and  $-C(O)NR^aR^d$ .



2. The method of claim 1 in which  $L^1$  and  $L^2$  are each a covalent bond.

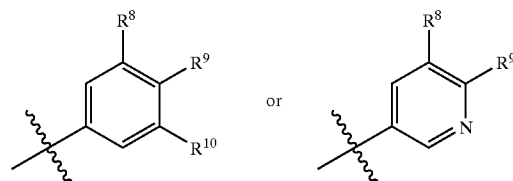
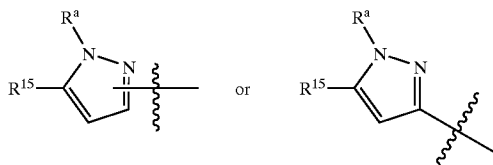
3. The method of claim 2 in which  $R^5$  is fluoro.

4. The method of claim 3 in which  $R^{2'}$  and  $R^{4'}$  are each hydrogen.

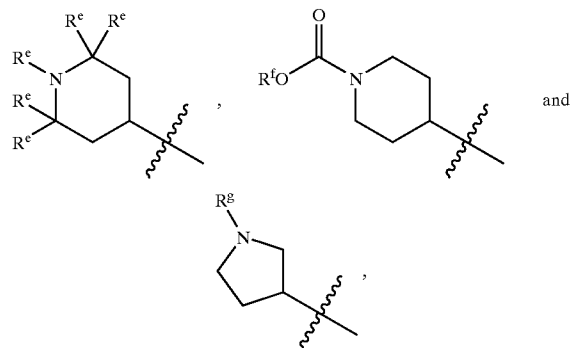
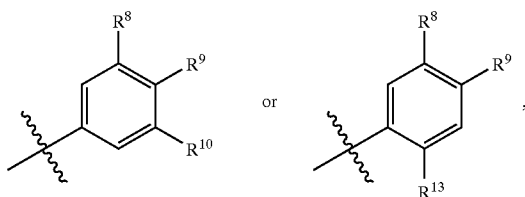
5. The method of claim 3 in which  $R^{2'}$  is hydrogen and  $R^{4'}$  is methyl.

6. The method of claim 3 in which  $R^2$  is

and  $L^2$  is lower alkylene, then  $R^2$  is other than 3-(1,3-oxazolyl)phenyl;

(iv) when  $R^4$  is

7. The method of claim 6 in which  $R^4$  is selected from unsubstituted cyclopropyl, unsubstituted cyclobutyl, unsubstituted cyclopentyl, unsubstituted cyclohexyl

where  $R^{15}$  is t-butyl and  $R^2$  is

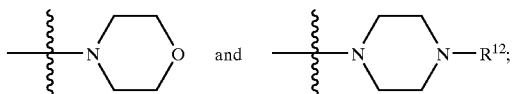
then at least two of  $R^8$ ,  $R^9$  and  $R^{10}$  or  $R^8$ ,  $R^9$  and  $R^{13}$  are other than hydrogen;

(v) when  $R^4$  is

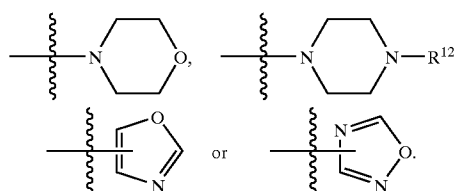


where  $R^e$  and  $R^f$  are selected from (C1-C3) alkanyl and methyl and  $R^g$  is benzyl.

8. The method of claim 7 in which  $R^8$  is hydrogen;  $R^9$  is selected from



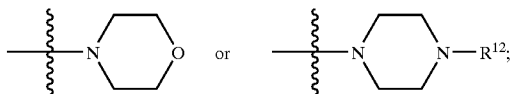
and  $R^{10}$  is other than



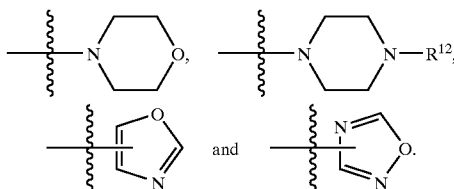
9. The method of claim 8 in which  $R^{10}$  is selected from hydrogen, methyl, methoxy, hydroxymethyl, trifluoromethyl and chloro.

10. The method of claim 8 in which  $R^{12}$  is selected from methyl,  $-C(O)CH_3$ ,  $-C(O)OCH_3$  and  $-C(O)OCH_2CH_3$ .

11. The method of claim 8 in which  $R^8$  is hydrogen;  $R^9$  is other than



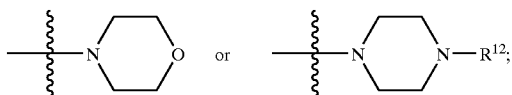
and  $R^{10}$  is selected from



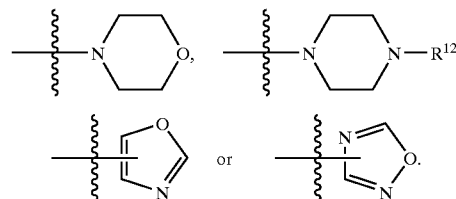
12. The method of claim 11 in which  $R^9$  is selected from hydrogen, methyl, methoxy, hydroxymethyl, trifluoromethyl and chloro.

13. The method of claim 11 in which  $R^{12}$  is selected from methyl,  $-C(O)CH_3$ ,  $-C(O)OCH_3$  and  $-C(O)CH_2CH_3$ .

14. The method of claim 8 in which  $R^9$  is other than



and  $R^{10}$  is other than

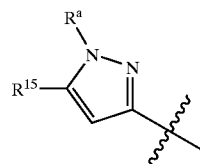


15. The method of claim 14 in which  $R^8$  and  $R^9$  are each hydrogen and  $R^{10}$  is  $-OCH_2NHR^a$ .

16. The method of claim 14 in which  $R^8$ ,  $R^9$  and  $R^{10}$  are each, independently of one another, selected from hydrogen, methyl, methoxy, hydroxymethyl, trifluoromethyl and chloro, with the proviso that at least two of  $R^8$ ,  $R^9$  and  $R^{10}$  are other than hydrogen.

17. The method of claim 7 in which the 2,4-pyrimidinediamine compound is selected from any compound in any one of TABLES 1A-1D having an  $IC_{50}$  of  $<20 \mu M$  against at least one tumor cell line in an in vitro antiproliferation assay.

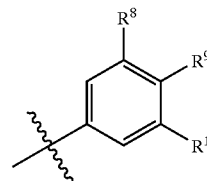
18. The method of claim 3 in which  $R^4$  is



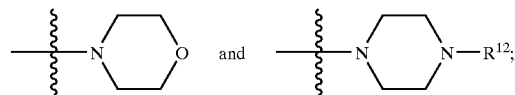
19. The method of claim 18 in which  $R^8$  is hydrogen and  $R^{15}$  is selected from lower branched alkyl and lower cycloalkyl.

20. The method of claim 18 in which  $R^{15}$  is t-butyl or cyclopropyl.

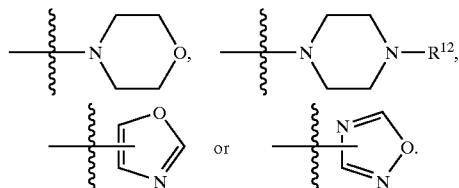
21. The method of claim 18 in which  $R^2$  is



22. The method of claim 21 in which  $R^8$  is hydrogen;  $R^9$  is selected from



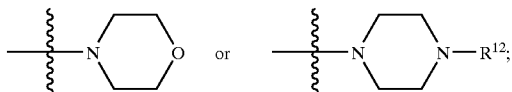
and  $R^{10}$  is other than



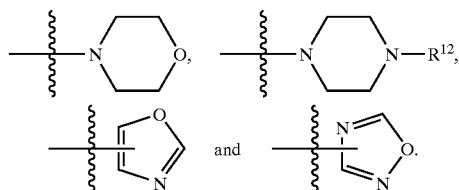
**23.** The method of claim 22 in which  $R^{10}$  is selected from methyl, trifluoromethyl and chloro.

**24.** The method of claim 22 in which  $R^{12}$  of  $R^9$  is selected from methyl,  $-\text{C}(\text{O})\text{CH}_3$ ,  $-\text{C}(\text{O})\text{OCH}_3$  and  $-\text{C}(\text{O})\text{CH}_2\text{CH}_3$ .

**25.** The method of claim 21 in which  $R^8$  is hydrogen;  $R^9$  is other than



and  $R^{10}$  is selected from



**26.** The method of claim 25 in which  $R^9$  is selected from hydrogen, methyl, trifluoromethyl and chloro.

**27.** The method of claim 25 in which  $R^{12}$  of  $R^{10}$  is selected from methyl,  $-\text{C}(\text{O})\text{CH}_3$ ,  $-\text{C}(\text{O})\text{OCH}_3$  and  $-\text{C}(\text{O})\text{CH}_2\text{CH}_3$ .

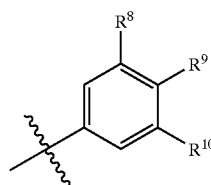
**28.** The method of claim 18 in which the 2,4-pyrimidinediamine compound is selected from any compound in TABLE 2 having an  $\text{IC}_{50}$  of  $<20 \mu\text{M}$  against at least one tumor cell line in an in vitro antiproliferation assay.

**29.** The method of claim 3 in which  $R^4$  is lower alkyl.

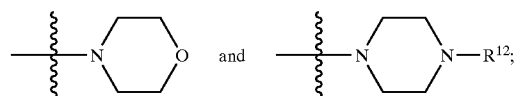
**30.** The method of claim 29 in which the lower alkyl is branched.

**31.** The method of claim 30 in which  $R^4$  is i-propyl or t-butyl.

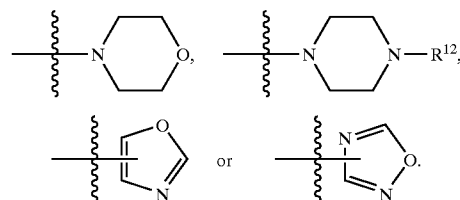
**32.** The method of claim 30 in which  $R^2$  is



**33.** The method of claim 32 in which  $R^8$  is hydrogen;  $R^9$  is selected from



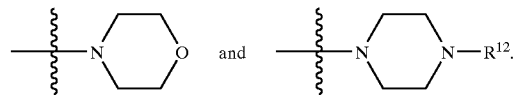
and  $R^{10}$  is other than



**34.** The method of claim 33 in which  $R^{10}$  is selected from hydrogen, methyl, trifluoromethyl and chloro.

**35.** The method of claim 33 in which  $R^{12}$  of  $R^9$  is methyl.

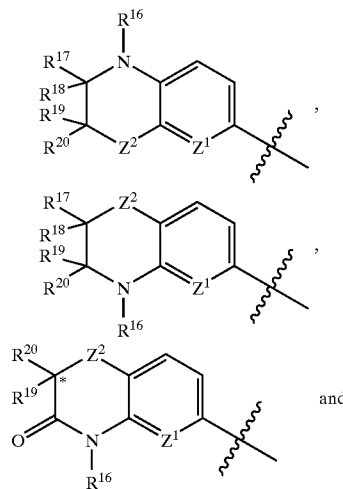
**36.** The method of claim 32 in which  $R^8$  is hydrogen;  $R^9$  is hydrogen and  $R^{10}$  is selected from

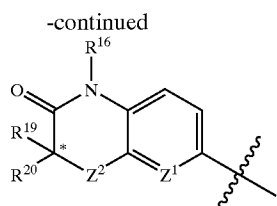


**37.** The method of claim 36 in which  $R^{12}$  is methyl.

**38.** The method of claim 18 in which the 2,4-pyrimidinediamine compound is selected from any compound in TABLE 3 having an  $\text{IC}_{50}$  of  $<20 \mu\text{M}$  against at least one tumor cell line in an in vitro antiproliferation assay.

**39.** The method of claim 3 in which  $R^4$  is selected from





40. The method of claim 39 in which  $R^{19}$  and  $R^{20}$  are different from one another such that the carbon atom to which they are bonded is chiral.

41. The method of claim 40 in which the 2,4-pyrimidinediamine compound is a racemate of R and S enantiomers.

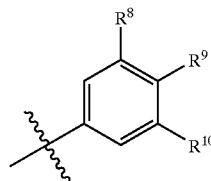
42. The method of claim 40 in which the 2,4-pyrimidinediamine compound is enriched in the R enantiomer.

43. The method of claim 42 in which the 2,4-pyrimidinediamine compound is substantially free of the S enantiomer.

44. The method of claim 40 in which the 2,4-pyrimidinediamine compound is enriched in the S enantiomer.

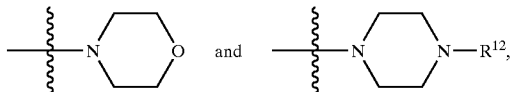
45. The method of claim 44 in which the 2,4-pyrimidinediamine compound is substantially free of the R enantiomer.

46. The method of claim 39 in which  $R^2$  is



47. The method of claim 46 in which  $R^8$ ,  $R^9$  and  $R^{10}$  are each, independently of one another, selected from hydrogen, lower alkyl, methyl, lower alkoxy, methoxy, halo, chloro and  $-\text{OCH}_2\text{C}(\text{O})\text{NHR}^a$ , with the proviso that at least one of  $R^8$ ,  $R^9$  or  $R^{10}$  is other than hydrogen.

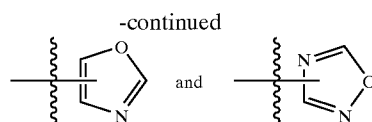
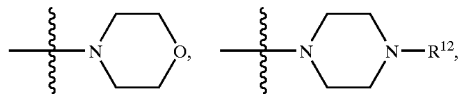
48. The method of claim 46 in which  $R^8$  is hydrogen;  $R^9$  is selected from



and  $R^{10}$  is selected from hydrogen, methyl and chloro.

49. The method of claim 48 in which  $R^{12}$  is selected from methyl,  $-\text{C}(\text{O})\text{CH}_3$ ,  $-\text{C}(\text{O})\text{OCH}_3$  and  $-\text{C}(\text{O})\text{OCH}_2\text{CH}_3$ .

50. The method of claim 46 in which  $R^8$  is hydrogen,  $R^9$  is selected from hydrogen, methyl and chloro; and  $R^{10}$  is selected from

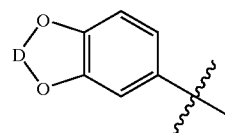


51. The method of claim 50 in which  $R^{12}$  is selected from methyl,  $-\text{C}(\text{O})\text{CH}_3$ ,  $-\text{C}(\text{O})\text{OCH}_3$  and  $-\text{C}(\text{O})\text{OCH}_2\text{CH}_3$ .

52. The method of claim 46 in which the substituents on the  $R^4$  and  $R^2$  groups are independently selected from any combinations described in TABLE 4 or TABLE 6.

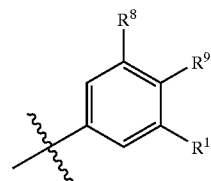
53. The method of claim 46 in which the 2,4-pyrimidinediamine compound is selected from any compound in TABLE 4 or TABLE 6 having an  $\text{IC}_{50}$  of  $<20 \mu\text{M}$  against at least one tumor cell line in an in vitro antiproliferation assay.

54. The method of claim 3 in which  $R^4$  is



55. The method of claim 54 in which D is selected from  $-\text{CH}_2-\text{CH}_2-$ ,  $-\text{CF}_2-\text{CF}_2-$ ,  $-\text{CH}_2-$  and  $-\text{CF}_2-$ .

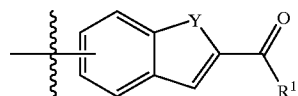
56. The method of claim 54 in which  $R^2$  is



57. The method of claim 56 in which  $R^8$ ,  $R^9$  and  $R^{10}$  are each, independently of one another, selected from hydrogen, lower alkyl, methyl, hydroxy, lower alkoxy, methoxy, halo, chloro, fluoro,  $-\text{OCH}_2\text{C}(\text{O})\text{NHR}^a$ ,  $-\text{OCH}_2\text{C}(\text{O})\text{NR}^c$ ,  $-\text{OCH}_2\text{C}(\text{O})\text{OR}^a$ , trifluoromethyl and  $-\text{O}(\text{CH}_2)_n\text{OH}$ , with the proviso that at least one of  $R^8$ ,  $R^9$  or  $R^{10}$  is other than hydrogen.

58. The method of claim 54 which is selected from any compound in TABLE 5 having an  $\text{IC}_{50}$  of  $<20 \mu\text{M}$  against at least one tumor cell line in an in vitro antiproliferation assay.

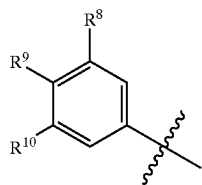
59. The method of claim 3 in which  $R^2$  is



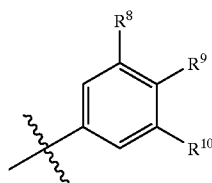
60. The method of claim 59 in which  $R^{11}$  is selected from any  $R^{11}$  group listed in TABLE 7.

61. The method of claim 59 in which the 2,4-pyrimidinediamine compound is selected from any compound in TABLE 7 having an  $\text{IC}_{50}$  of  $<20 \mu\text{M}$  against at least one tumor cell line in an in vitro antiproliferation assay.

62. The method of claim 3 in which  $R^4$  is



63. The method of claim 62 in which  $R^2$  is



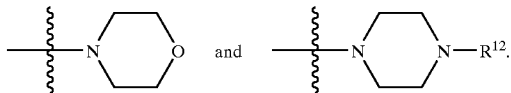
64. The method of claim 63 in which each  $R^8$ ,  $R^9$  and  $R^{10}$  is selected such that the compound is not an N2,N4-bis(substituted phenyl)-2,4-pyrimidinediamine.

65. The method of claim 63 in which each  $R^8$ ,  $R^9$  and  $R^{10}$  is, independently of the others, selected from hydrogen, lower alkyl, methyl, hydroxy, trifluoromethoxy, lower linear alkoxy, halo,  $-\text{O}(\text{CH}_2)_n\text{NR}^c\text{R}^c$ ,  $-\text{OCH}_2\text{C}(\text{O})\text{NHR}^a$ ,  $-\text{OCH}_2\text{C}(\text{O})\text{NR}^c\text{R}^c$  and  $-\text{OCH}_2\text{C}(\text{O})\text{OR}^a$ .

66. The method of claim 65 in which  $R^8$ ,  $R^9$  and  $R^{10}$  are each, independently of one another, selected from hydrogen, methyl, trifluoromethyl, methoxy, trifluoromethoxy, and chloro, with the proviso that at least one of  $R^8$ ,  $R^9$  and  $R^{10}$  on both of  $R^2$  and  $R^4$  is other than hydrogen.

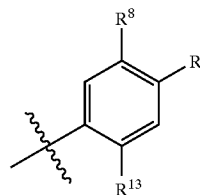
67. The method of claim 66 in which at least two of  $R^8$ ,  $R^9$  and  $R^{10}$  on both of  $R^2$  and  $R^4$  are other than hydrogen.

68. The method of claim 63 in which  $R^8$  and  $R^9$  of  $R^2$  are each hydrogen;  $R^{10}$  of  $R^2$  is  $-\text{OCH}_2\text{C}(\text{O})\text{NR}^c\text{R}^c$  or  $-\text{OCH}_2\text{C}(\text{O})\text{NHR}^a$ ;  $R^8$  and  $R^{10}$  of  $R^4$  are, independently of one another, selected from hydrogen, methyl and chloro; and  $R^9$  of  $R^4$  is selected from hydroxy,

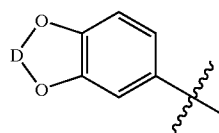


69. The method of claim 63 in which the 2,4-pyrimidinediamine compound is selected from any compound in TABLE 8 having an  $\text{IC}_{50}$  of  $<20 \mu\text{M}$  against at least one tumor cell line in an in vitro antiproliferation assay.

70. The method of claim 3 in which  $R^2$  is



71. The method of claim 70 in which  $R^4$  is

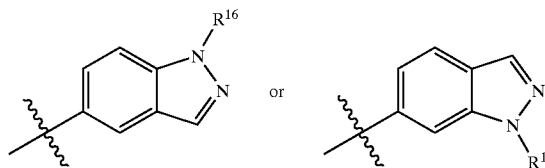


where D is  $-\text{CH}_2\text{CH}_2-$ .

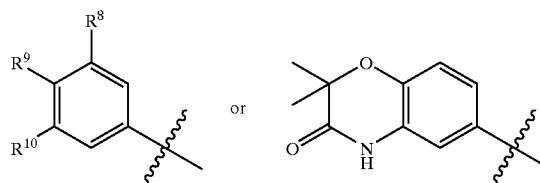
72. The method of claim 71 in which  $R^8$ ,  $R^9$  and  $R^{10}$  are each, independently of one another, selected from hydrogen, methyl, methoxy, fluoro and chloro.

73. The method of claim 71 which is selected from any compound in TABLE 10 having an  $\text{IC}_{50}$  of  $<20 \mu\text{M}$  against at least one tumor cell line in an in vitro antiproliferation assay.

74. The method of claim 3 in which  $R^2$  is



75. The method of claim 74 in which  $R^4$  is

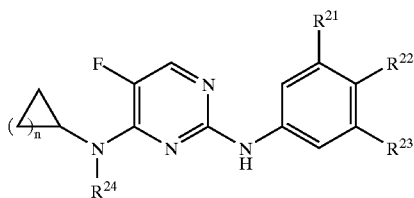


76. The method of claim 75 in which  $R^{16}$  is selected from hydrogen, lower linear alkanyl, lower branched alkanyl, lower cyclic alkanyl and lower cycloalkanylmethyl.

77. The method of claim 75 in which the 2,4-pyrimidinediamine compound is selected from any compound in TABLE 13 having an  $\text{IC}_{50}$  of  $\leq 20 \mu\text{M}$  against at least one tumor cell line in an in vitro antiproliferation assay.

**78.** The method of claim 1 in which the 2,4-pyrimidinedi-amine compound is selected from any compound illustrated in TABLES 1-14 having an  $IC_{50}$  of  $\leq 20 \mu M$  against at least one tumor cell line in an in vitro antiproliferation assay.

**79.** The method of claim 1 in which the 2,4-pyrimidinedi-amine compound is a compound according to structural formula (Ia):

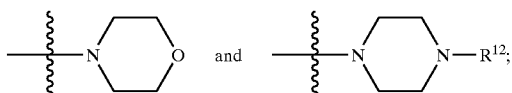


including prodrugs, salts, hydrates, solvates and N-oxides thereof, wherein:

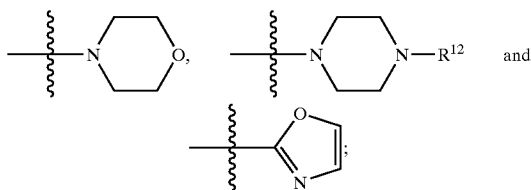
m is as integer ranging from 1 to 3;

$R^{21}$  is selected from hydrogen, lower alkyl, methyl, lower alkoxy, methoxy, halogen and chloro;

$R^{22}$  is selected from hydrogen, lower alkoxy, methoxy, halogen, chloro,



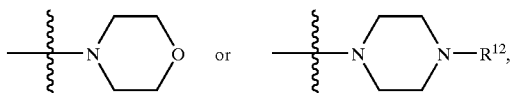
$R^{23}$  is selected from hydrogen, methyl, lower alkyl, lower alkoxy, methoxy, halogen, chloro, trifluomethyl,  $-OCH_2C(O)NHR^a$ ,



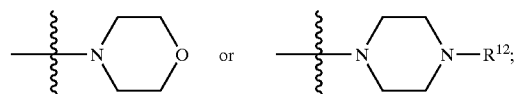
and

$R^{24}$  is selected from hydrogen and methyl,

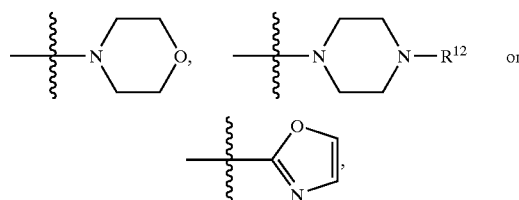
with the provisos that (i) when  $R^{22}$  is



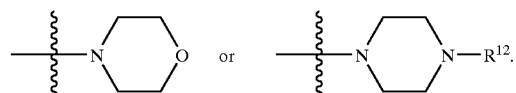
then  $R^{23}$  is other than



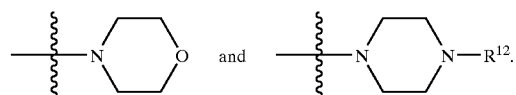
and (ii) when  $R^{23}$  is



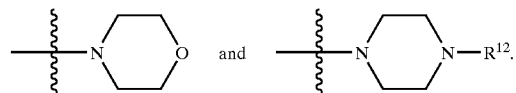
then  $R^{22}$  is other than



**80.** The method of claim 79 in which  $R^{21}$  and  $R^{22}$  are each hydrogen and  $R^{23}$  is selected from  $-OCH_2C(O)NHR^a$ ,

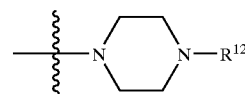


**81.** The method of claim 79 in which  $R^{22}$  is selected from hydrogen methoxy, chloro,



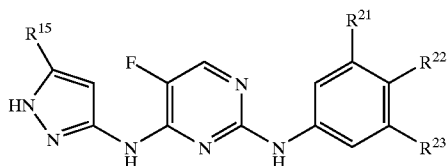
**82.** The method of claim 81 in which  $R^{12}$  is methyl.

**83.** The method of claim 79 in which  $R^{21}$  is hydrogen and  $R^{22}$  is



where  $R^{12}$  is methyl.

**84.** The method of claim 1 in which the 2,4-pyrimidinedi-amine compound is a compound according to structural formula (Ib):

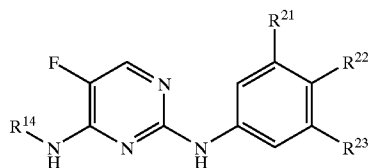


including prodrugs, salts, hydrates, solvates and N-oxides thereof, wherein:

$R^{15}$  is selected from t-butyl and cyclopropyl;

$R^{21}$ ,  $R^{22}$  and  $R^{23}$  are as defined in claim 79.

**85.** The method of claim 1 in which the 2,4-pyrimidinediamine compound is a compound according to structural formula (Ic):

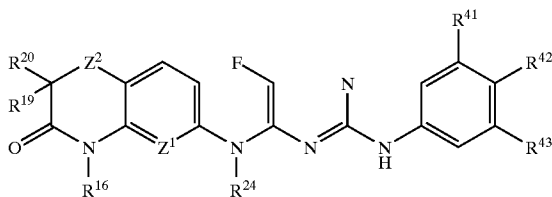


including prodrugs, salts, hydrates, solvates and N-oxides thereof, wherein:

$R^{14}$  is selected from i-propyl and t-butyl; and

$R^{21}$ ,  $R^{22}$  and  $R^{23}$  are as defined in claim 79.

**86.** The method of claim 1 in which the 2,4-pyrimidinediamine compound is a compound according to structural formula (Id):



including prodrugs, salts, hydrates, solvates and N-oxides thereof, wherein:

$Z^1$  is selected from N and CH;

$Z^2$  is selected from NH, O, S and  $S(O)_2$ ;

$R^{16}$  is selected from hydrogen and methyl;

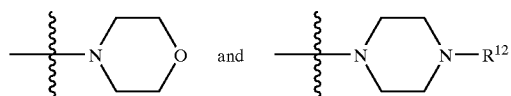
$R^{19}$  is as defined in claim 1;

$R^{20}$  is as defined in claim 1;

$R^{24}$  is as defined in claim 79;

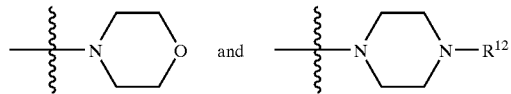
$R^{41}$  is selected from hydrogen, lower alkyl, methyl, hydroxy, lower alkoxy, methoxy, halo, chloro, trifluoromethyl and  $-CH_2OH$ ;

$R^{42}$  is selected from hydrogen, lower alkyl, methyl, hydroxy, lower alkoxy, methoxy, halo, chloro, trifluoromethyl, trifluoromethoxy,  $-OCH_2C(O)NHR^a$ ,



where  $R^{12}$  is as defined in claim 1; and

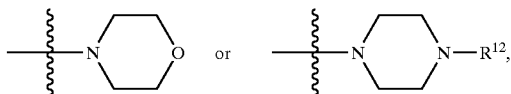
$R^{43}$  is selected from hydrogen, lower alkyl, methyl, hydroxy, lower alkoxy, methoxy, halo, chloro, trifluoromethyl, trifluoromethoxy,  $-OCH_2C(O)NHR^a$ ,  $-OCH_2C(O)OR^a$ ,



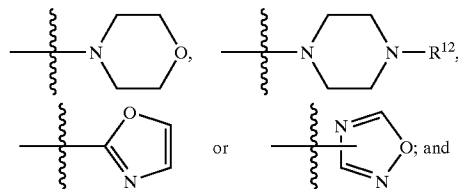
where  $R^{12}$  is as defined in claim 1,

with the provisos that:

(i) when  $R^{42}$  is

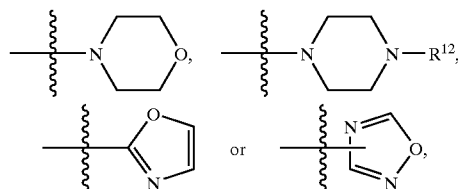


then  $R^{43}$  is other than

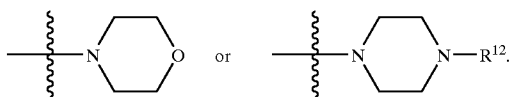


and

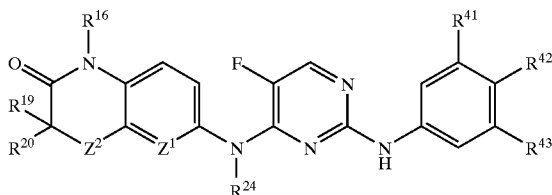
(ii) when  $R^{43}$  is



then  $R^{42}$  is other than

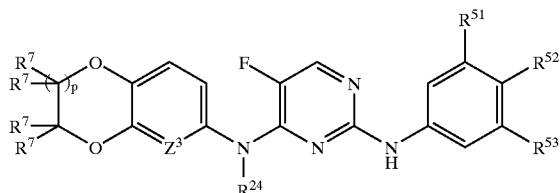


**87.** The method of claim 1 in which the 2,4-pyrimidinediamine compound is a compound according to structural formula (Ie):



including prodrugs, salts, hydrates, solvates and N-oxides thereof, wherein  $Z^1$ ,  $Z^2$ ,  $R^{16}$ ,  $R^{19}$ ,  $R^{20}$ ,  $R^{24}$ ,  $R^{41}$ ,  $R^{42}$  and  $R^{43}$  are as defined in claim 86.

**88.** The method of claim 1 in which the 2,4-pyrimidinediamine compound is a compound according to structural formula (If):



including prodrugs, salts, hydrates, solvates and N-oxides thereof, wherein:

$Z^3$  is selected from N and CH;

p is 0 or 1;

$R^7$  is selected from hydrogen and fluoro;

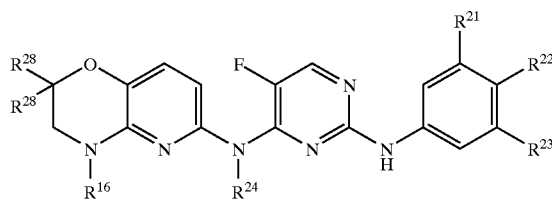
$R^{24}$  is as defined in claim 79;

$R^{51}$  is selected from hydrogen, lower alkyl, methyl, lower alkoxy, methoxy, halo, trifluoromethyl,  $CH_2OH$  and  $-C(O)OCH_3$ ;

$R^{52}$  is selected from hydrogen, lower alkyl, methyl, hydroxy, lower alkoxy, methoxy, halo, trifluoromethyl,  $CH_2OH$  and  $-OCH_2C(O)NR^aR^a$  where  $R^a$  is as defined in claim 1; and

$R^{53}$  is selected from hydrogen, lower alkyl, methyl, lower alkoxy, methoxy, halo, trifluoromethyl,  $CH_2OH$ ,  $-OCH_2C(O)OR^a$  and  $-OCH_2C(O)NHR^a$  where  $R^a$  is as defined in claim 1.

**89.** The method of claim 1 in which the 2,4-pyrimidinediamine compound is a compound according to structural formula (Ig):



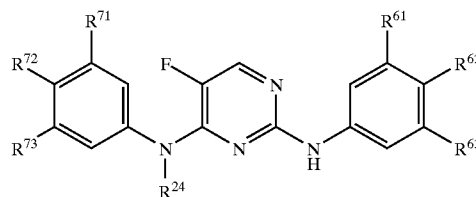
including prodrugs, salts, hydrates, solvates and N-oxides thereof, wherein:

$R^{28}$  is hydrogen or methyl;

$R^{16}$  is as defined in claim 86; and

$R^{21}$ ,  $R^{22}$ ,  $R^{23}$  and  $R^{24}$  are as defined in claim 79.

**90.** The method of claim 1 in which the 2,4-pyrimidinediamine compound is a compound according to structural formula (Ih):



including prodrugs, salts, hydrates, solvates and N-oxides thereof, wherein:

$R^{24}$  is as defined in claim 79;

$R^{61}$  is selected from H and Cl;

$R^{62}$  is selected from  $-CH_2NHBoc$ ,  $-CH_2NH_2$ ,  $-C(O)NH_2$ ,  $-C(O)NH-CH_2-C(O)OH$ ,  $-C(O)NH-CH_2-C(O)OMe$  and  $-C(O)NH-CH_2CH_2-N(Et)_2$ ;

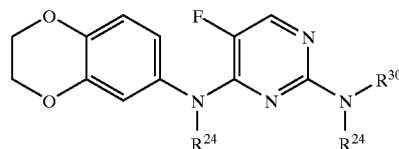
$R^{63}$  is selected from H and Cl;

$R^{71}$  is H;

$R^{72}$  is selected from H, OMe, Cl and  $-C(O)NH_2$ ; and

$R^{73}$  is selected from H, OMe and Cl.

**91.** The method of claim 1 in which the 2,4-pyrimidinediamine compound is a compound according to structural formula (Ii):

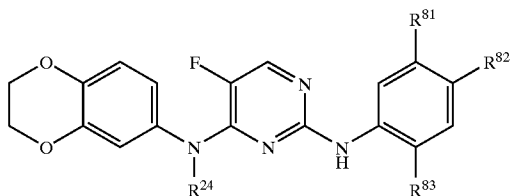


including prodrugs, salts, hydrates, solvates and N-oxides thereof, wherein:

each  $R^{24}$  is independently as defined in claim 79; and

R<sup>30</sup> is selected from alkanyl and alkenyl.

**92.** The method of claim 1 in which the 2,4-pyrimidinediamine compound is a compound according to structural formula (Ij):



including prodrugs, salts, hydrates, solvates and N-oxides thereof, wherein:

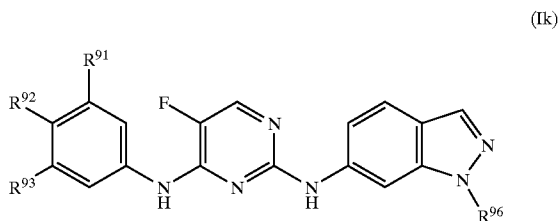
R<sup>24</sup> is as defined in claim 79;

R<sup>81</sup> is selected from hydrogen, methyl and methoxy;

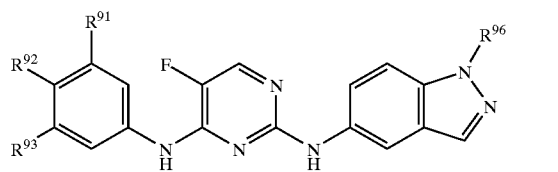
R<sup>82</sup> is selected from hydrogen, methoxy and chloro;  
and

R<sup>83</sup> is selected from methyl, methoxy, halo and fluoro.

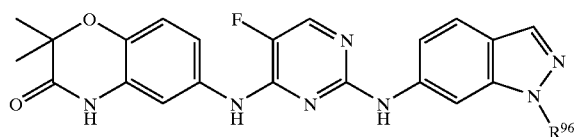
**93.** The method of claim 1 in which the 2,4-pyrimidinediamine compound is a compound according to structural formula (Ik), (Il), (Im) or (In):



(Ik)

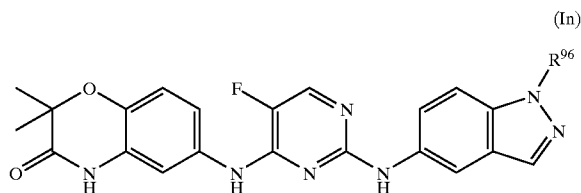


(Il)



(Im)

-continued



(In)

including prodrugs, salts, hydrates, solvates and N-oxides thereof, wherein:

R<sup>91</sup>, if present, is hydrogen;

R<sup>92</sup>, if present, is selected from lower alkoxy, methoxy, halo, chloro and fluoro;

R<sup>93</sup>, if present, is selected from lower alkoxy, methoxy, halo and chloro; and

R<sup>96</sup> is selected from hydrogen, lower linear alkanyl, lower branched alkanyl, lower cycloalkanyl and lower cycloalkanylmethyl.

**94.** The method of claim 1 in which the cancer cell is a tumor cell.

**95.** The method of claim 94 in which the tumor cell is a bladder, lung, colon, breast, prostate, pancreatic, ovarian or hepatic tumor cell.

**96.** The method of claim 1 which is practiced in vivo as a therapeutic approach towards the treatment of cancer.

**97.** The method of claim 96 in which the cancer is a metastatic tumor.

**98.** The method of claim 97 in which the cancer is selected from the group consisting of breast, colon, pancreatic, lung, neural, esophageal, gastric, and melanoma.

**99.** The method of claim 96 in which the compound is administered in the form of a pharmaceutical composition.

**100.** The method of claim 99 in which the compound is administered orally or intravenously.

**101.** The method of claim 100 in which the subject is a human.

\* \* \* \* \*