



US00D802437S

(12) **United States Design Patent**
Vincenzi et al.

(10) **Patent No.:** **US D802,437 S**

(45) **Date of Patent:** **** Nov. 14, 2017**

(54) **BOTTLE**

(71) Applicant: **BONASI BRAND S.R.L.**, Modena (IT)

(72) Inventors: **Andrea Vincenzi**, Modena (IT);
Francesco Schenetti, Modena (IT)

(73) Assignee: **Bonsai Brand S.r.l.**, Modena (IT)

(**) Term: **15 Years**

(21) Appl. No.: **29/598,050**

(22) Filed: **Mar. 22, 2017**

Related U.S. Application Data

(63) Continuation-in-part of application No. 29/545,061,
filed on Nov. 9, 2015, now abandoned.

(30) **Foreign Application Priority Data**

May 8, 2015 (EP) 002697078-0001

(51) **LOC (10) Cl.** **09-01**

(52) **U.S. Cl.**
USPC **D9/628**

(58) **Field of Classification Search**

USPC D9/600, 614-628, 500-505, 516,
D9/544-545, 549-558, 572-575;
206/457, 494, 459.5, 527, 540, 890;
229/116.1; 446/77; 215/381-384, 400;
D7/514-518, 539, 544, 571, 579, 604,
D7/613, 619.2, 628-630, 391-392.1;
D21/659; D11/160
CPC B65D 67/00; B65D 81/36; B65D 81/60;
B65D 81/368; B65D 2203/00; B65D
2203/02; B65D 51/245; B65D 81/365;
B65D 81/366; A63H 33/16

See application file for complete search history.

(56) **References Cited**

U.S. PATENT DOCUMENTS

D60,650 S *	3/1922	Eldridge	D11/160
D86,291 S	2/1932	Venago		
D112,688 S	12/1938	Adams		
D114,815 S *	5/1939	Lawyer	D11/160
D171,930 S *	4/1954	Darby	D11/160
D293,959 S	1/1988	Allen		
D331,434 S	12/1992	Huggins		
D636,636 S	4/2011	Glaser et al.		
D660,176 S	5/2012	Moretti		

OTHER PUBLICATIONS

Office Action dated Nov. 2, 2016 from U.S. Appl. No. 29//545,061,
filed Nov. 9, 2015.

* cited by examiner

Primary Examiner — Sandra Morris

(74) *Attorney, Agent, or Firm* — Sunstone IP

(57) **CLAIM**

The ornamental design for bottle, as shown and described.

DESCRIPTION

FIG. 1 is a front perspective view of a bottle of the present invention;
FIG. 2 is a side elevation view thereof;
FIG. 3 is a front elevation view thereof;
FIG. 4 is an opposite side elevation view thereof;
FIG. 5 is a rear elevation view thereof;
FIG. 6 is a bottom plan view thereof; and,
FIG. 7 is a top plan view thereof.

1 Claim, 7 Drawing Sheets





FIG. 1



FIG. 2




FIG. 3




FIG. 4



FIG. 5

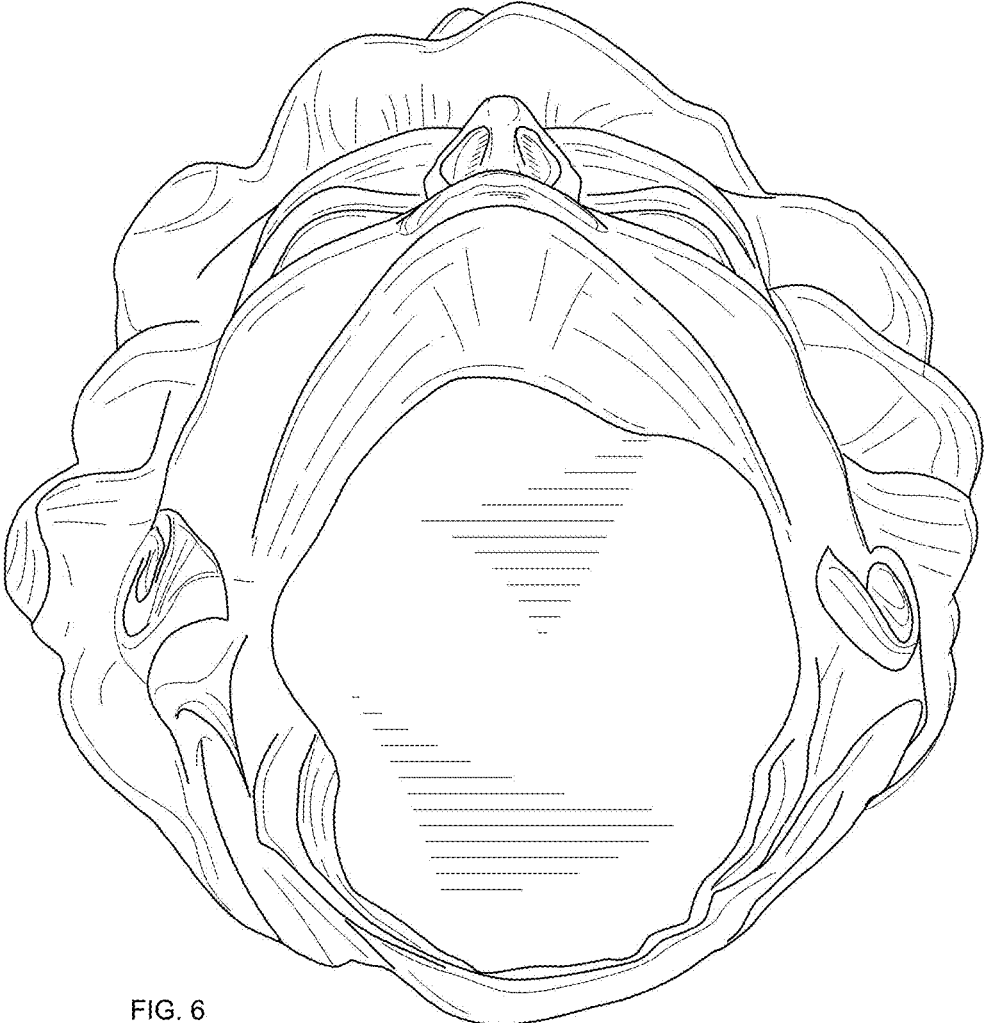


FIG. 6




FIG. 7