



US00D411925S

United States Patent [19] Frinier

[11] **Patent Number: Des. 411,925**
[45] **Date of Patent: ** Jul. 13, 1999**

- [54] **CHAIR**
- [75] Inventor: **Richard D. Frinier**, Long Beach, Calif.
- [73] Assignee: **BJIP, Inc.**, Los Angeles, Calif.
- [**] Term: **14 Years**
- [21] Appl. No.: **29/092,206**
- [22] Filed: **Aug. 14, 1998**

D. 358,077	5/1995	Hutton	D6/334
D. 366,572	1/1996	Hess	D6/379
D. 385,425	10/1997	Goetz	D6/379
D. 391,412	3/1998	James et al.	D6/379

Primary Examiner—Gary D. Watson
Attorney, Agent, or Firm—Christie, Parker & Hale, LLP

[57] CLAIM

The ornamental design for a chair, as shown and described.

DESCRIPTION

FIG. 1 is a perspective view showing my new design in which the seat surface and the back surface are shown in phantom lines;

FIG. 2 is a front elevational view;

FIG. 3 is a side elevational view taken from the left side of the chair shown in FIG. 1, the opposite side of the chair being a mirror image of the view illustrated in FIG. 3;

FIG. 4 is a rear elevational view; and,

FIG. 5 is a top view.

FIGS. 2 through 5 have been shown on an enlarged scale with respect to FIG. 1. The broken lines showing the seat and backrest surfaces are for illustrative purposes only and form no part of the claimed design.

Related U.S. Application Data

- [51] **LOC (6) Cl.** **06-01**
- [52] **U.S. Cl.** **D6/379**
- [58] **Field of Search** D6/334, 374, 376,
D6/379, 380, 500, 501, 502; 297/445.1,
446.1

[56] References Cited

U.S. PATENT DOCUMENTS

D. 300,189	3/1989	Frinier	D6/379
D. 302,630	8/1989	Meyer	D6/379
D. 312,005	11/1990	Snodgrass	D6/379
D. 335,971	6/1993	Hess	D6/379
D. 352,618	11/1994	Hess	D6/379
D. 357,135	4/1995	Hess	D6/379

1 Claim, 5 Drawing Sheets

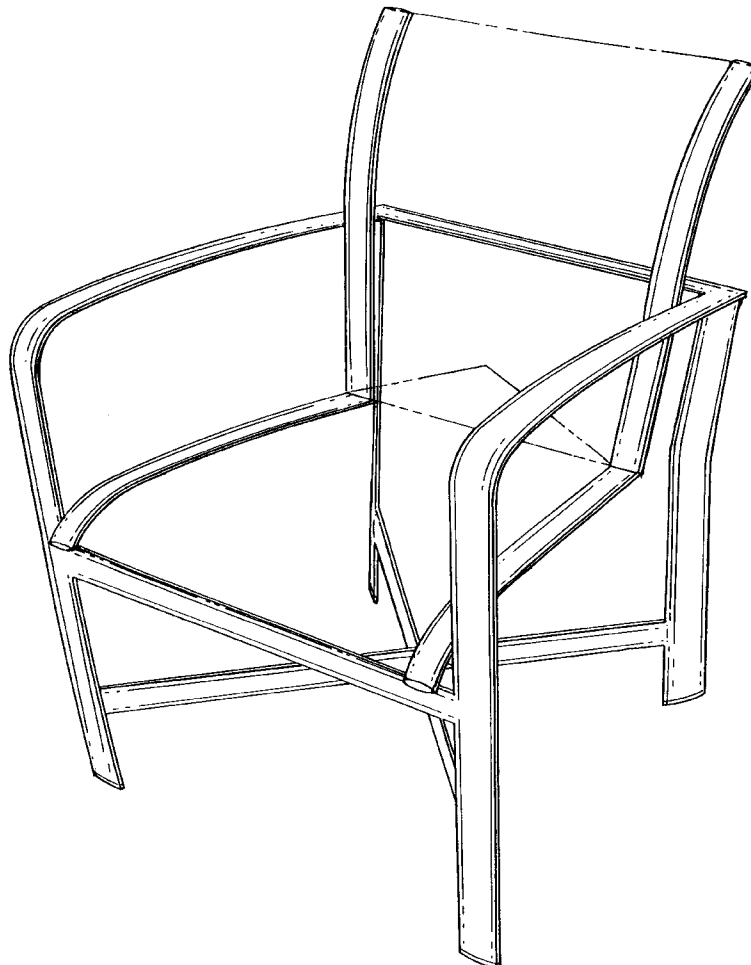


Fig. 1

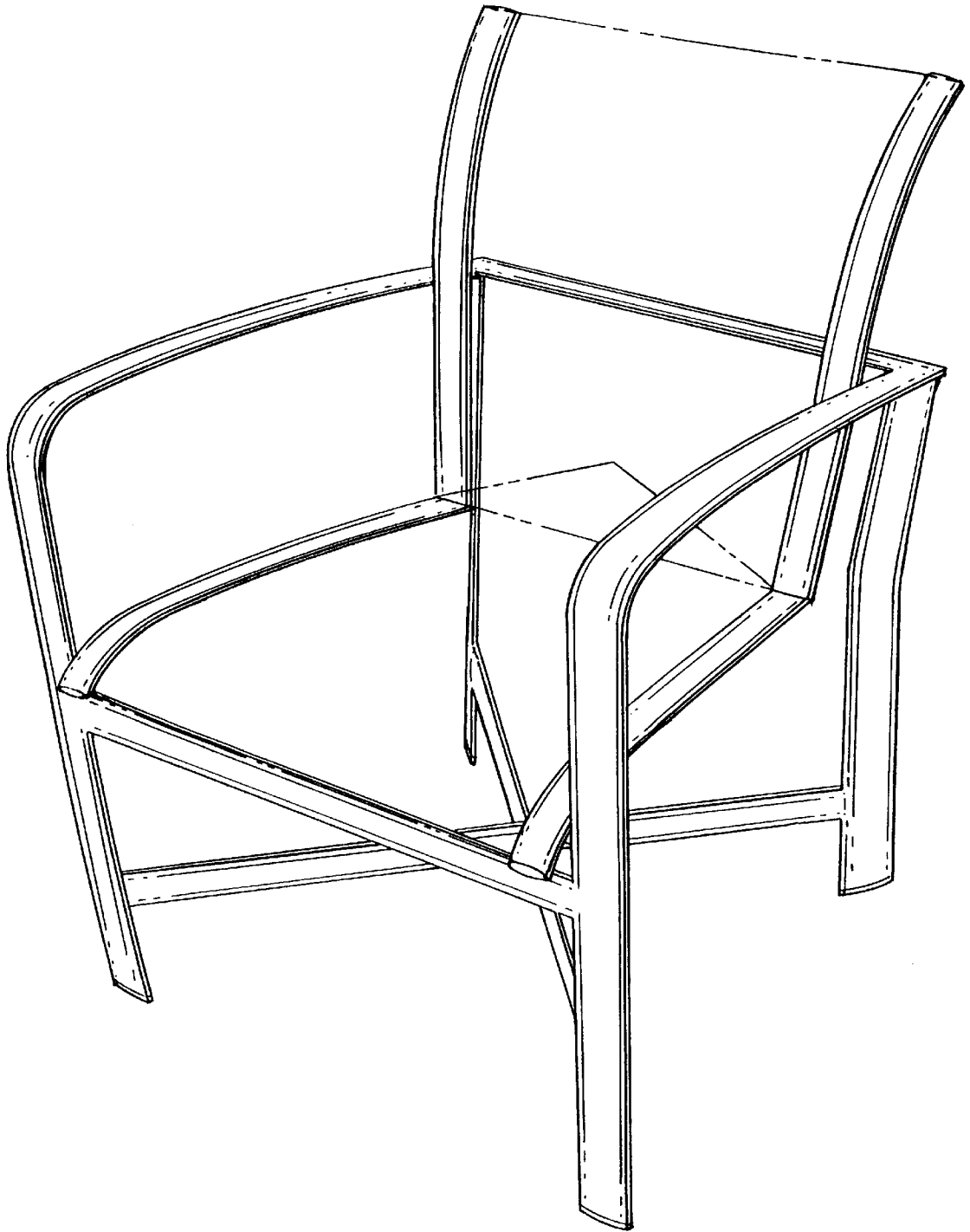


FIG. 2

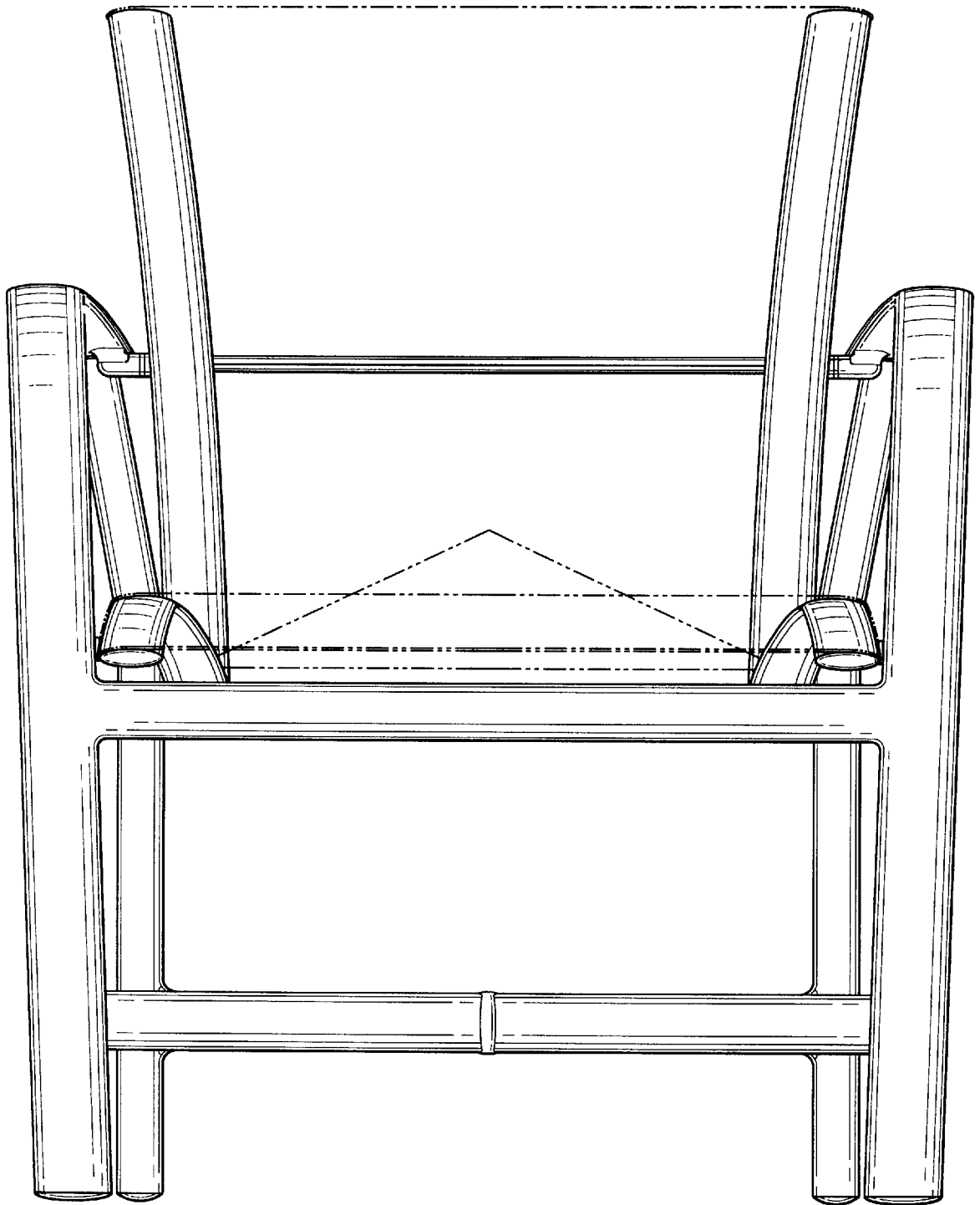


FIG. 3

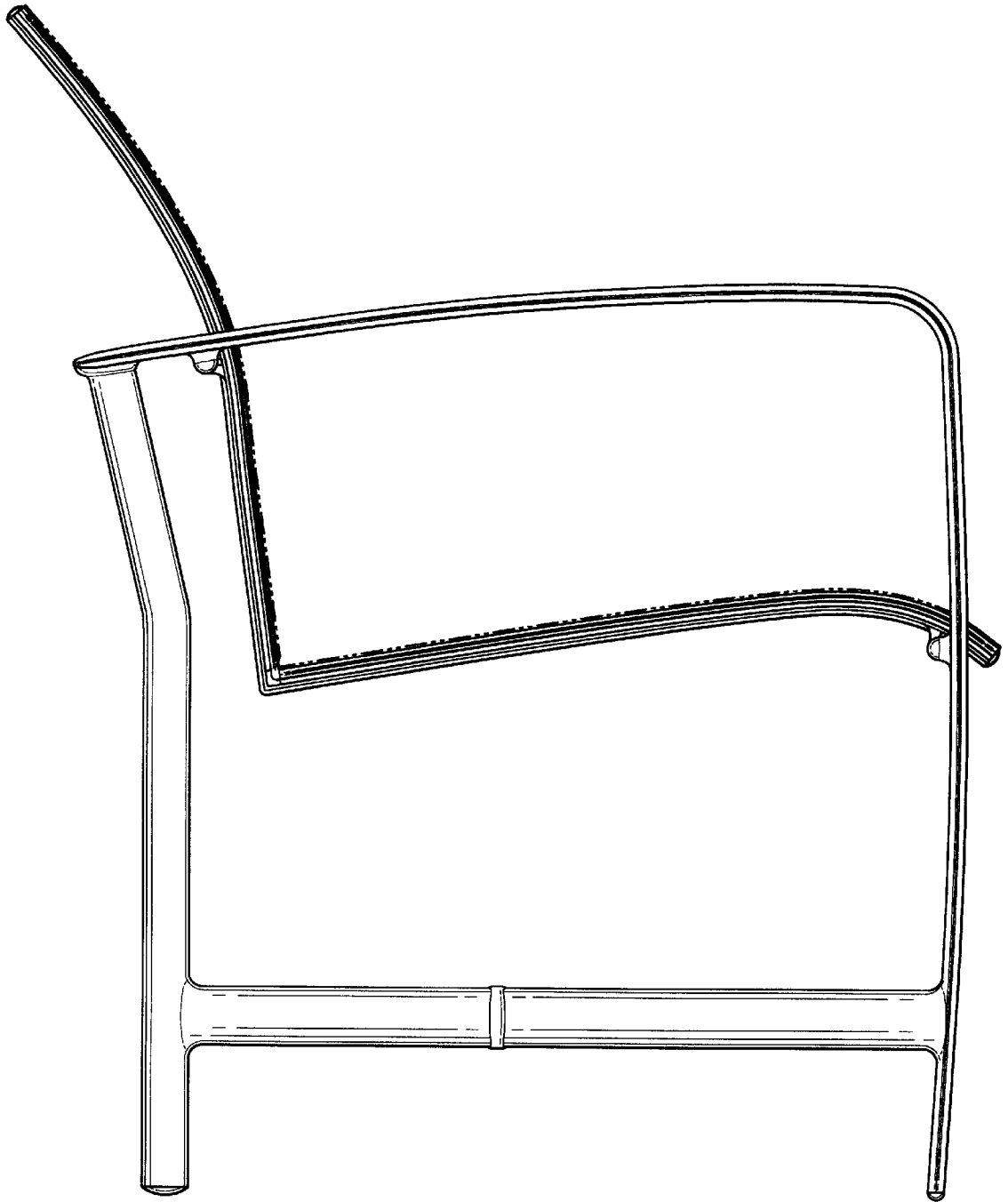


FIG. 4

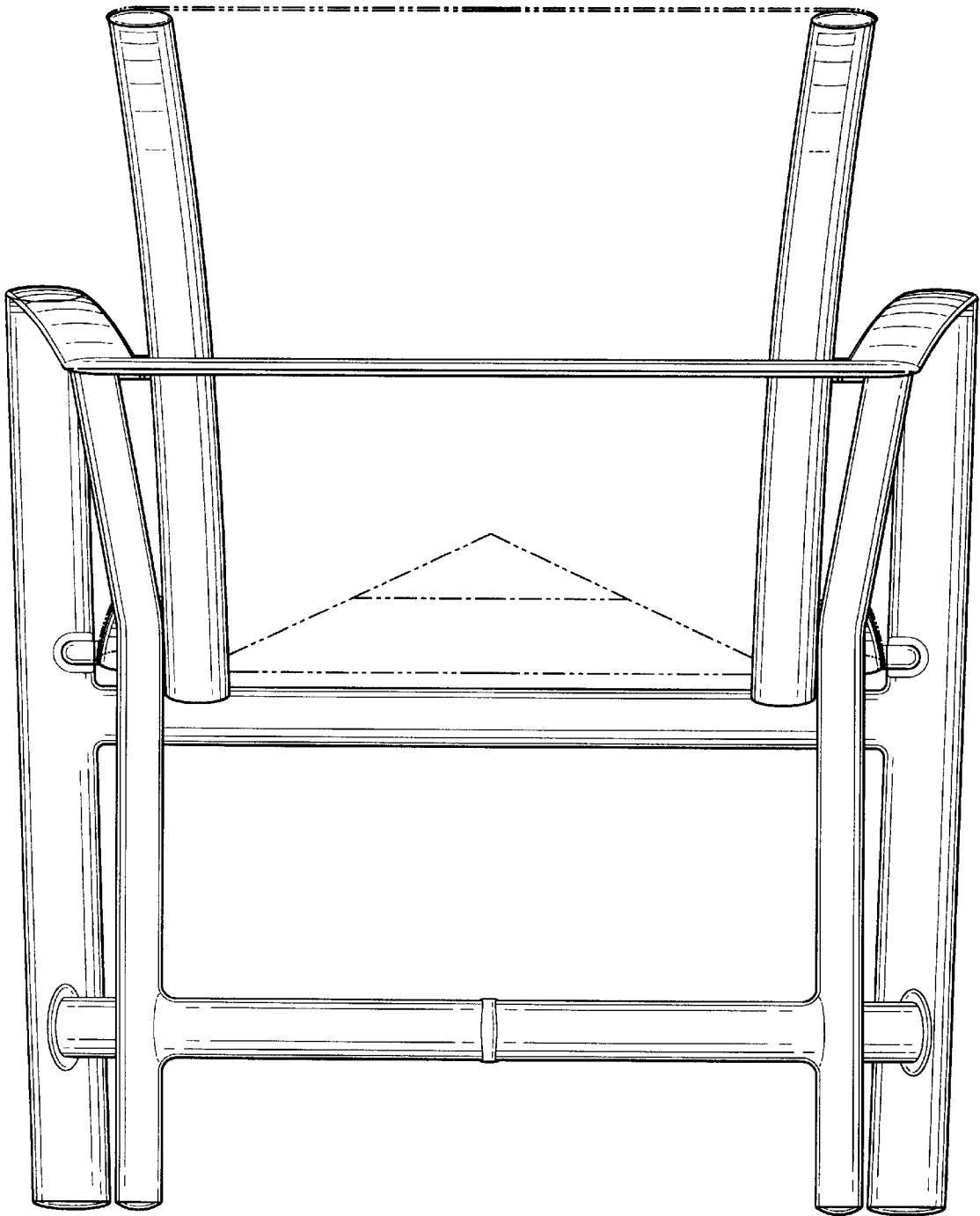


FIG. 5

