

(19) World Intellectual Property Organization
International Bureau



(43) International Publication Date
12 September 2002 (12.09.2002)

PCT

(10) International Publication Number
WO 02/071341 A2

(51) International Patent Classification⁷: **G07C 9/00**

(21) International Application Number: PCT/US02/05407

(22) International Filing Date: 22 February 2002 (22.02.2002)

(25) Filing Language: English

(26) Publication Language: English

(30) Priority Data:
09/798,364 2 March 2001 (02.03.2001) US

(71) Applicant: **QUALCOMM INCORPORATED** [US/US];
5775 Morehouse Drive, San Diego, CA 92121-1714 (US).

(81) Designated States (*national*): AE, AG, AL, AM, AT, AU, AZ, BA, BB, BG, BR, BY, BZ, CA, CH, CN, CO, CR, CU, CZ, DE, DK, DM, DZ, EC, EE, ES, FI, GB, GD, GE, GH, GM, HR, HU, ID, IL, IN, IS, JP, KE, KG, KP, KR, KZ, LC, LK, LR, LS, LT, LU, LV, MA, MD, MG, MK, MN, MW, MX, MZ, NO, NZ, OM, PH, PL, PT, RO, RU, SD, SE, SG, SI, SK, SL, TJ, TM, TN, TR, TT, TZ, UA, UG, UZ, VN, YU, ZA, ZM, ZW.

(84) Designated States (*regional*): ARIPO patent (GH, GM, KE, LS, MW, MZ, SD, SL, SZ, TZ, UG, ZM, ZW), Eurasian patent (AM, AZ, BY, KG, KZ, MD, RU, TJ, TM), European patent (AT, BE, CH, CY, DE, DK, ES, FI, FR, GB, GR, IE, IT, LU, MC, NL, PT, SE, TR), OAPI patent (BF, BJ, CF, CG, CI, CM, GA, GN, GQ, GW, ML, MR, NE, SN, TD, TG).

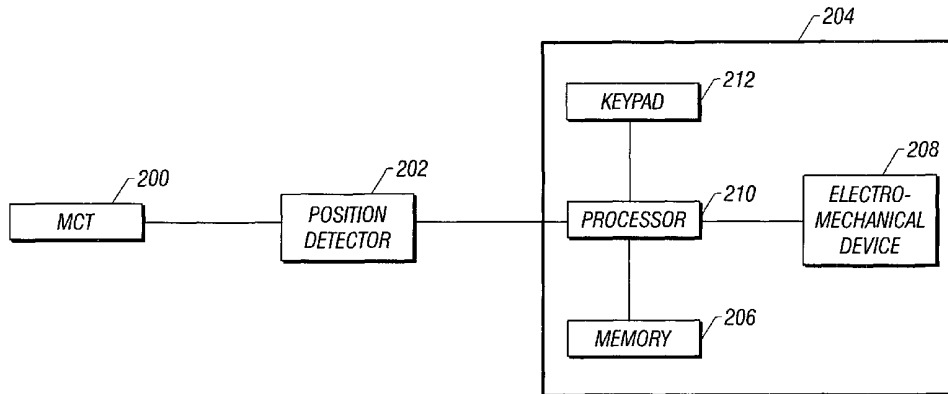
Published:
— *without international search report and to be republished upon receipt of that report*

(72) Inventor: **WOLFE, Chris**; 17582 Circa Oriente, Rancho Santa Fe, CA 92067 (US).


(74) Agents: **WADSWORTH, Philip, R.** et al.; Qualcomm Incorporated, 5775 Morehouse Drive, San Diego, California 92121-1714 (US).

For two-letter codes and other abbreviations, refer to the "Guidance Notes on Codes and Abbreviations" appearing at the beginning of each regular issue of the PCT Gazette.

(54) Title: ELECTRONIC LOCKING DEVICE AND METHOD OF OPERATING SAME



(57) Abstract: An electronic locking device for use by the transportation industry. The electronic locking device is used to control access to a cargo area of a vehicle, such as a tractor-trailer vehicle used in the trucking industry. The electronic locking device is controlled depending on one or a combination of factors including the location of the vehicle, the speed of the vehicle, the delivery status of the vehicle, or other factors.



WO 02/071341 A2

ELECTRONIC LOCKING DEVICE AND METHOD OF OPERATING SAME

BACKGROUND

I. Field of the Invention

[0001] The present invention relates generally to the freight transportation industry and more particularly to an electronic locking device for controlling access to cargo which has been loaded onto a vehicle.

II. Description of the Related Art

[0002] Throughout much of the world today, the primary transportation system used to move goods from one location to another is by tractor-trailer vehicles. Such vehicles provide trucking companies, or carriers as they are known, with the capability and flexibility to transport large amounts of goods to multiple destinations efficiently.

[0003] In a typical transaction, a carrier is called upon to transport goods from one location to another by a customer, otherwise known as a shipper. Examples of shippers might include almost any manufacturer of goods. The shipper provides delivery instructions to the carrier comprising details of the shipment, including, for example, when and where to pick up the goods and where to ship them. Generally, these instructions are provided to the carrier and the carrier dispatches a vehicle to transport the goods. The instructions pertaining to the shipment are provided to vehicle operator in the form of a document commonly referred to as a "bill of lading". The bill of lading may also provide other pertinent information concerning the shipment, such as a description and quantity of the goods being shipped.

[0004] The vehicle arrives at the shipper and is loaded with goods in accordance with the bill of lading. After the vehicle has been loaded, the vehicle operator may secure the goods by locking an access door, such as a roll-down door of a trailer. In addition, a seal may be installed proximate to the door to prove that the door was not opened during transit.

[0005] When the vehicle arrives at the intended destination, commonly known as a consignee, the trailer door is unlocked and the seal is broken, if these were used by the vehicle operator. The goods are then unloaded and received by the consignee. The consignee will generally sign the bill of lading signifying that the goods were received and also denoting the time and date of the delivery. The signed bill of lading is then generally given to the vehicle operator.

[0006] Access to the cargo onboard the vehicle is controlled by a locking mechanism proximate to a cargo door. Present locking mechanisms typically comprise a mechanical lock controlled by a combination or a key. The problem with such locking mechanisms is that they are generally controlled by a vehicle operator. During transit, the vehicle operator may access the goods at any time by simply unlocking the mechanical lock. This makes the goods susceptible to theft by the vehicle operator or by third parties.

[0007] What is needed is locking mechanism that is controlled by a third party so that the vehicle operator (and third parties) can not have access to the cargo while in transit. The locking mechanism should allow swift access to the cargo while the vehicle is at a pick-up or destination location.

SUMMARY

[0008] The present invention is directed to an electronic locking mechanism for locking and unlocking a vehicle door and method for operating same. In one embodiment, the electronic locking mechanism comprises a position location device for determining a vehicle position and a mobile communication terminal for determining an arrival of said vehicle at a destination. The mobile communication terminal further transmits a validation request message to the remote station in response to the arrival and for receiving an unlock message from the remote station if the arrival is validated by the remote station. An indication of the unlock message is provided to the electronic locking device for unlocking the vehicle door.

[0009] In another embodiment, the present invention is directed to a method of operating the electronic locking mechanism, comprising the steps of determining an arrival of a vehicle at a destination and transmitting a validation request message to a remote station in response to the arrival. An unlock message is received from the remote station if the arrival is validated by the remote station. An indication of the unlock message is provided to the electronic locking device for unlocking said vehicle door.

BRIEF DESCRIPTION OF THE DRAWINGS

[0010] The features, objects, and advantages of the present invention will become more apparent from the detailed description set forth below when taken in conjunction with the drawings in which like reference characters identify correspondingly throughout and wherein:

[0011] FIG. 1 illustrates the various elements involved in providing a proof of delivery verification in a land vehicle application using a mobile communication device;

[0012] FIG. 2 illustrates the various components used in conjunction with the vehicle of FIG. 1 in one embodiment of the present invention; and

[0013] FIG. 3 is a flow diagram illustrating a method for controlling electronic locking mechanism.

DETAILED DESCRIPTION

[0014] The present invention is directed to an electronic locking device and a method of operating same for use in freight transportation systems. Although the present invention is described within the context of the trucking industry using a satellite-based wireless communication system, it should be understood that the present invention may be used alternatively, or in conjunction with, other communication systems, such as in a terrestrial-based wireless communication systems, or a data communication network, such as the Internet. In addition, the present invention is not intended to be limited to the trucking industry, but could be used in any industry to provide a proof of delivery verification, including the railroad industry, the shipping industry, or the air freight industry.

[0015] FIG. 1 illustrates the various elements involved in providing a proof of delivery verification in a land vehicle application using a mobile communication device. Vehicle 100, in this embodiment, comprises a tractor-trailer, commonly used in the long-haul trucking industry. In other embodiments, vehicle 100 could alternatively comprise other types of land vehicles, such as a pick-up truck, a courier vehicle commonly used by such delivery companies such as Federal Express of Memphis, Tennessee and United Parcel Service of Atlanta, Georgia. Vehicle 100 could also alternatively comprise a water-based vessel, such as a boat or a ship, or even an aircraft.

[0016] Vehicle 100 comprises a mobile communication terminal (MCT, not shown) for communicating with a remote station 102. The MCT resides onboard a tractor portion of vehicle 100, in one embodiment. In other embodiments, the MCT resides onboard a trailer portion of vehicle 100. Remote station 102 comprises a central processing center, otherwise known as a "hub" and serves as a central communication point between all vehicles having an MCT and their respective dispatch centers, or other designated office(s). In another embodiment, remote station 102 comprises a dispatch center relating to a single entity, such as a carrier dispatch center, whereby communications would be directed from vehicle 100 directly to each dispatch center corresponding to each vehicle. In another embodiment, remote station 102 comprises a transceiver and a processing unit located a distance away from vehicle 100, including being located at other vehicles, truckstops, consignees, or other predetermined locations.

[0017] The MCT transmits and receives communications wirelessly using, in one embodiment, a satellite **104**. In other embodiments, the MCT uses a terrestrial wireless communication system to communicate with remote station **102**, such as an analog or a digital cellular telephone system, or a wireless data communication network, such as a cellular digital packet data (CDPD) network. Regardless of the method of wireless communications used, either a shipper **106** or a consignee **108** initiates contact with carrier **110** for the purpose of picking up goods from one location and delivering the goods to a destination. Consignee **108** comprises any entity, such as a business or an individual, capable of receiving goods. Shipper **106** comprises an individual or a business, having goods to ship. Carrier **110** comprises an individual or a business for providing transportation services to pick up goods from shipper **106** to consignee **108**. Carrier **110** comprises a trucking company in one embodiment, typically comprising a number of vehicles **100** for the purpose of delivering goods between various shippers **106** and consignees **108**.

[0018] Carrier **110** may be contacted by a shipper **106**, by a consignee **108**, or by an authorized third party, such as a third party logistics provider **114**, to arrange for the delivery of goods from shipper **106** to consignee **108**. Third party logistics provider **114** is well known in the transportation industry for providing logistic services, such as scheduling and billing, to carriers, shippers, and consignees. From this communication, the details of the shipment are provided to carrier **110**, such as the location of the shipper, the date and time of the pick-up, the location of the destination, the desired date and time of delivery, and the amount and type of goods to be transported. Typically, a document evidencing the shipment details is generated by carrier **110**, known as a "bill of lading" in the trucking industry. Other industries may use the same or similar methods of documenting details of the shipment.

[0019] Also at this time, an electronic record of the expected delivery may be created by carrier **110** and stored in a database. In another embodiment, the record is created by remote station **102**. The database may be located at carrier **110**, third party logistics party **114**, or at remote station **102**. The record comprises information relating to the expected delivery, such as a vehicle identification code corresponding to a vehicle assigned to handle the delivery, a description and quantity of the goods being shipped, a purchase order number, a bill of lading number, an expected delivery time and date, a destination location, a name of a consignee, and a shipping code. The shipping code may be used to uniquely identify the delivery and is used to validate an actual delivery of goods to the consignee.

[0020] After carrier **110** has been given the necessary details of a shipment, one or more vehicles in carrier **110**'s fleet of vehicles is dispatched to shipper **106** to pick up the

shipment. This may be accomplished by wirelessly transmitting a message to vehicle **100** or by physically providing the bill of lading to a vehicle operator at carrier **110** or a branch office of carrier **110**. Once the vehicle operator has been given the bill of lading, he or she directs vehicle **100** to shipper **106**.

[0021] When vehicle **100** arrives at shipper **106**, the goods are loaded into vehicle **100** for transport to consignee **108**. The goods may be secured inside vehicle **100** by means of an electronic locking device (not shown), discussed later herein. The locking device may be activated based on a status or a location of vehicle **100**, or a combination of things. For example, the vehicle operator may transmit a message to remote station **102** using the MCT indicating that the goods are loaded and that vehicle **100** is proceeding to consignee **108**. In response to the message, the electronic locking device activates until a second message is transmitted by the vehicle operator indicating that he or she has arrived at consignee **108**. The location of vehicle **100** may be used alternatively, or in conjunction with, the messages transmitted by the vehicle operator. For example, the electronic locking device may be activated/deactivated based on the location of the vehicle (i.e., at shipper **106**, in route, or at consignee **108**). The operation of the electronic locking device is discussed later herein.

[0022] Vehicle **100** travels along route **112** to arrive at consignee **108**. Route **112** is typically many miles long and may or may not place vehicle **100** in close proximity to carrier **110**. Generally, the electronic locking device remains in a locked position, preventing access to the goods.

[0023] When vehicle **100** arrives at consignee **108**, the electronic locking device is deactivated, allowing the vehicle operator and/or consignee access to the goods inside vehicle **100**. The locking device may be deactivated by a status and/or location of vehicle **100**. In one embodiment, an agent of consignee **108** confirms delivery by providing a shipment code to the vehicle operator, which in turn deactivates the locking device. In another embodiment, the agent contacts an authorized party directly to validate the arrival of vehicle **100**, by telephone, email, web-browser, facsimile, or other means. In another embodiment, the shipment code is used in conjunction with the location of vehicle **100** as provided by a position determination system to confirm that vehicle **100** has indeed arrived at consignee **108**.

[0024] In any event, the electronic locking device is deactivated, and the goods are unloaded from vehicle **100** to consignee **108**. Typically, the agent of consignee **108** manually signs the bill of lading, proving receipt of the goods. In one embodiment, in addition to signing the bill of lading, the agent provides the shipment code to the vehicle operator, providing an indication that the goods were delivered. A validation request message may then be transmitted via the MCT to remote station **102**, indicating delivery

of the goods and requesting the delivery to be validated, thus generating a proof of delivery verification. Remote station **102**, or an authorized third party, such as third party logistics provider **114**, then validates the validation request and generates a proof of delivery verification which is sent to an interested party, such as shipper **106**, consignee **108**, a third party logistics provider, or carrier **110**, using convention communication means, such as via telephone, a dedicated link, or the Internet. Carrier **110** can then immediately send an invoice to either shipper **106** or consignee **108**, along with an indication of the proof of delivery verification, if necessary. The proof of delivery verification may contain pertinent information of the delivery, such as the date and time of delivery, as well as an identification of vehicle **100**, a bill of lading number, or other information. The ability to provide a proof of delivery verification to interested parties enables carrier **110** to be paid more quickly as opposed to waiting for the vehicle operator to deliver the actual signed bill of lading to carrier **110**.

[0025] FIG. 2 illustrates the various components used in conjunction with vehicle **100** in one embodiment of the present invention. Vehicle **100** comprises a wireless transceiver for communicating with remote station **102**, known as a Mobile Communication Terminal (MCT) **200**. MCT **200** may send and receive voice or text messages. In one embodiment, MCT **200** comprises an OmniTRACS[®] satellite transceiver manufactured by Qualcomm Incorporated of San Diego, California, however, MCT **200** could alternatively comprise a digital or analog cellular transceiver. Typically, MCT **200** additionally comprises a keyboard and a display for allowing the vehicle operator to send and receive text messages. In other embodiments, MCT **200** is coupled to a variety of sensors throughout vehicle **100** to monitor the various vehicle functions, such as vehicle speed, rpm, driver status, and the like. In yet another embodiment, MCT **200** resides entirely onboard a trailer of vehicle **100**.

[0026] The location of vehicle **100** may be determined by position detector **202**. Although position detector **202** is shown as a separate element in FIG. 2, it should be understood that position detector **202** could alternatively be incorporated within MCT **200**. In one embodiment, position detector **202** comprises a Global Position Satellite (GPS) receiver capable of determining the location of vehicle **100** within several meters or less. The use of GPS receivers to determine vehicle position is well known in the art. Other means for determining the position of vehicle **100** could be used in the alternative, such as by using a LORAN-C position location system, or a dead reckoning system. In another embodiment, the position of vehicle **100** is not determined by position detector **202** but rather by a system and method described in United States patent number 5,017,926 entitled "DUAL SATELLITE NAVIGATION SYSTEM", assigned to the assignee of the present invention and incorporated by reference herein. In such a

system, the position of vehicle **100** is determined by measuring a time delay between receipt of a signal from vehicle **100** through a pair of satellites. The position of vehicle **100** is thus calculated at remote station **102** and then, if necessary, provided to vehicle **100**.

[0027] The location of vehicle **100** is generally provided to MCT **200** so that the vehicle position can be transmitted to remote station **102** when needed. It is also generally provided to allow a processor associated with MCT **200** to determine when to activate and de-activate electronic locking device **204**. In another embodiment, the vehicle position is provided directly to electronic locking device **204** to determine when to operate electronic locking device **204**.

[0028] Electronic locking device **204** provides security for goods which have been loaded onto vehicle **100**. Typically, electronic locking device **204** comprises an electro-mechanical device **208** which allows a trailer door of vehicle **100** to be locked or unlocked. Electro-mechanical device **208** typically compress an electric motor which causes a mechanical element to move in response to an electrical signal. Such a device is well known in the art.

[0029] The trailer door can be locked and unlocked by applying an appropriate electronic signal to electronic locking device **204**, generally from MCT **200**. However, in another embodiment, the electronic signal is generated directly by a processor **210** associated with electronic locking device **204**. In this embodiment, electronic locking device **204** comprises a keypad **212** for entry of an alpha-numeric code to lock and unlock the trailer door. When the correct code is entered via the keypad, a mechanical locking mechanism associated with electronic locking device **204** is operated, thereby unlocking the trailer door. The code may be used in conjunction with a vehicle position as determined by position detector **202**. For example, electronic locking device **204** may be de-activated by applying the correct code while vehicle **100** is at a predetermined location, such as at consignee **108**. The keypad can also be used to lock the trailer door in a similar fashion.

[0030] The alpha-numeric code is typically generated by carrier **110**, remote station **102**, or third party logistics provider **114**, and provided to the vehicle operator, however, in another embodiment, the alpha-numeric code is given to an agent of consignee **108** so that the trailer door can only be unlocked by the agent at consignee **108**. In this embodiment, electronic locking device **204** is programmable to allow a unique alpha-numeric code to be used with each delivery by vehicle **100**. In this case, the alpha-numeric code may be provided wirelessly to electronic locking device **204** via remote station **102**. Remote station **102**, or other authorized party, additionally

provides the code to consignee **108** using conventional communication techniques, such as by telephone, email, or facsimile.

[0031] In another embodiment, the electronic signal for controlling electronic locking device **204** is generated using the position reported by position detector **202**. Generally, a current position of vehicle **100** is compared to the pick-up location and/or destination location provided to determine when to operate electronic locking device **204**. The pick-up location and destination is provided to electronic locking device **204** in one of several possible ways. The pick-up and destination location can be transmitted to MCT **200** by remote station **102** and stored in an electronic memory of MCT **200** (not shown). Alternatively, after the pick-up and destination locations have been provided to MCT **200**, they may be stored in a memory **206** associated with electronic locking device **204**. In another embodiment, position reports based on position detector **202** may be transmitted to remote station **102**, or other authorized party, such as third party logistics provider **114**, where the present vehicle position is compared to the pick-up and destination locations. If remote station **102**, or other authorized party, determines that vehicle **100** is within a predetermined distance from the pick-up or destination location, an unlock message is transmitted to MCT **200**. MCT **200** then provides an unlock signal to electronic locking device **204** which de-activates electro-mechanical device **208**, unlocking the trailer door. Alternatively, the pick-up and destination information can be entered into MCT **200** directly by the vehicle operator via a keyboard, keypad, or other suitable device, and either stored within MCT **200** or in memory **206**. Finally, this information may be entered via keypad **212** and stored in an memory **206**.

[0032] If the pick-up and destination information is stored directly within memory **206**, the vehicle position is periodically provided either by MCT **200** or by position detector **202** to processor **210**. Processor **210** then compares the vehicle position to the pick-up and destination information to determine if vehicle **100** is located at either one of these locations. If so, and in other embodiments, depending on other constraints as discussed below, processor **210** generates a signal which unlocks or locks the trailer door, as the case may be.

[0033] In embodiments where the pick-up and destination information is stored within MCT **200**, periodic vehicle positions are provided by position detector **202** or by remote station **102** and compared with the pick-up and destination information by a processor associated with MCT **200**. If vehicle **100** is within a predetermined distance from either the pick-up or destination locations, a control signal is generated by the processor associated with MCT **200** and provided to electronic locking device **204** which controls the locking mechanism and, hence, access to the goods onboard vehicle

100. In other embodiments, the control signal is generated as a result of calculations involving more than the vehicle position and pick-up/destination information, as described below.

[0034] In one embodiment, the control signal comprises two signals, a lock signal and an unlock signal. The lock signal is provided to electronic locking device **204** by MCT **200** or directly by processor **210**, causing electro-mechanical device **208** to lock a vehicle door, for example. The unlock signal causes electro-mechanical device **208** to unlock the door. In another embodiment, the control signal comprises a single signal which causes a state change in electro-mechanical device **208**. For example, the first time the control signal is applied to electro-mechanical device **208**, the vehicle door is locked. The next time the control signal is applied to electro-mechanical device **208**, the vehicle door is unlocked.

[0035] In one embodiment using two control signals (i.e., an unlock signal and a lock signal), an unlock signal may be provided to electro-mechanical device **208** when it is determined that vehicle **100** has arrived at a pick-up or destination location. In another embodiment, the unlock signal is provided only when the arrival of vehicle **100** is validated by remote station **102**, or other authorized party. A lock signal is provided to electro-mechanical device **208** when it is determined that vehicle **100** is not at either a pick-up or destination location.

[0036] The determination of whether or not vehicle **100** is at a pick-up or destination location may be accomplished in a number of ways. In one embodiment, the determination is made by simply comparing the present vehicle position to either the pick-up or destination information, as explained above. That is, if vehicle **100** is within a predetermined distance from either location, vehicle **100** is determined to be at either the pick-up, or destination, location. Accordingly, an unlock signal is provided to electro-mechanical device **208**, and the trailer door is unlocked. If vehicle **100** is not within the predetermined distance from either location, vehicle **100** is determined not to be at either a pick-up or destination location, and a lock signal is provided to electro-mechanical device **208**.

[0037] In another embodiment, an agent of consignee **108** determines arrival of vehicle **100** simply by physically inspecting the vehicle for the proper shipment in accordance, generally, with a bill of lading or other document. If the shipment is proper, the agent contacts an authorized party, such as third party logistics provider **114** or remote station **102**, to request validation of the delivery. The agent may then provide pertinent details concerning the delivery to the authorized party.

[0038] In another embodiment, vehicle **100** is declared to be at a pick-up or destination location when vehicle **100** is within a predetermined distance from the pick-up or

destination location and vehicle **100** has been at that location for more than a predetermined time period. Otherwise, vehicle **100** is determined not to be at a pick-up or destination location, and electronic locking device **204** remains locked.

[0039] In another embodiment, arrival is determined using the position of vehicle **100** compared to the pick-up and destination information, as well as the speed of vehicle **100**. For example, if the speed of vehicle **100** is less than a predetermined speed for more the a predetermined amount of time, and vehicle **100** is within a predetermined distance of either the pick-up or destination location, vehicle **100** is determined to be at a pick-up or arrival location.

[0040] In other embodiments, the location of vehicle **100** may be determined by using local radio frequency (RF) or infrared (IR) detectors located at consignee **108** and other predefined destinations. Such an embodiment comprises vehicle **100**, or alternatively the goods being carried by vehicle **100**, having an RF or IR identification tag. Such a tag is detected by a sensing device located at predetermined locations, such as at a consignee. A vehicle identification, or an identification of goods, shipper, or destined consignee may be provided by the tag. When the tag is detected, the information is used to declare an arrival of vehicle **100**, and an indication of the arrival is provided to remote station **102**, or other authorized party, using techniques well known in the art, such as by providing the arrival indication via telephone, email, facsimile, radio transmissions, etc. In a related embodiment, a wireless local area network (LAN) or wide area network (WAN) is used to detect arrival of vehicle **100** at consignee **108** or other location.

[0041] The locking signal may be provided to electro-mechanical device **208** when it is determined that vehicle **100** contains goods, as determined by a cargo sensor onboard vehicle **100** (not shown) and that vehicle **100** is "in transit". The "in transit" status can be declared when vehicle **100** is a predetermined distance from a pick-up or destination location, or when the speed of vehicle **100** is greater than a predetermined speed, or a combination of both. Alternatively, the vehicle operator can transmit a message using MCT **200** indicating that the vehicle is leaving the pick-up location on the way to the destination.

[0042] The lock and unlock signals may be generated in ways which do not involve the use of position sensor **202**. For example, these signals may be generated directly by electronic locking device **204** in conjunction with a keypad, or other input device. In this embodiment, a shipment code is provided to either the vehicle operator or an agent of consignee **108**. When the vehicle arrives at a pick-up or destination location, the operator or agent enters the shipment code using the keypad, thereby generating an unlock signal which unlocks the vehicle door. The shipment code may be used in conjunction with the location of the vehicle. For example, the lock signal is generated

only if vehicle **100** is at consignee **108** and the correct shipment code is entered. Of course, the methods just described to unlock the vehicle door may also be used to lock it.

[0043] A lock signal may be generated any time vehicle **100** is traveling more than a predetermined speed, as determined by a speed sensor, a tachometer, or a GPS-based determination that the vehicle is in transit. In other embodiments, the time taken to travel a predetermined distance could also be used to determine the speed of vehicle **100**.

[0044] In another embodiment, an unlock signal is generated by MCT **200** when the vehicle operator transmits a message to remote station **102** indicating arrival at a pick-up or destination location. Similarly, a lock signal is generated by MCT **200** when the vehicle operator transmits a message to remote station **102** indicating departure from a pick-up or a destination location. In these cases, the type of control signal (i.e., lock or unlock) is generated by knowing the type of message (i.e., arriving, departing) transmitted by MCT **200**.

[0045] As shown above, there are a number of factors that can be used to determine when to lock and unlock electronic locking device **204**, including vehicle position, vehicle speed, vehicle RPM, time, existence of goods within the vehicle, and human interaction. It should be understood that the lock signal and the unlock signal may be generated using a combination of the above-discussed methods, or other methods and factors not specifically disclosed herein. It should be further understood that the determination of when to lock and unlock electronic locking device **204** can be made by remote station **102**, third party logistics provider **114**, or other authorized party.

[0046] A proof of delivery verification can be quickly provided to shipper **106** or other interested party once arrival of vehicle **100** at consignee **108** is validated by remote station **102**, or other authorized party, as described below. The proof of delivery verification can be used in conjunction with electronic locking device **204** in alternate embodiments. Validation is generally accomplished by comparing information transmitted to remote station **102** to an expected delivery record contained in a database. If the information contained in the expected delivery record matches information contained or deduced from the validation request message, the arrival of vehicle **100** is validated, thereby validating that the goods were delivered.

[0047] In one embodiment, a shipment code is generated either by remote station **102**, or other authorized party, such as by third party logistics provider **114** or by carrier **110**, and then provided to consignee **108**. The shipment code may be unique to the particular consignee, allowing it to be used for multiple deliveries. Or it may be load specific, i.e., it may only be used in conjunction with a specific shipment. The shipment code may comprise a single alpha-numeric code or it may comprise two or

more related alpha-numeric codes, for example, a username and a password. In one embodiment, a username comprises the name of a consignee and the password comprises an identification code identifying a particular shipment of goods, for example, a bill of lading number, a purchase order number, or other unique identifier.

[0048] When vehicle **100** arrives at consignee **108**, the vehicle operator typically reports to an agent of consignee **108** to notify the agent that vehicle **100** has arrived with a load of goods as specified in a bill of lading or other similar document. Upon inspection of vehicle **100**, the agent can determine whether to accept delivery of the goods, based on a number of factors, such as the quality of the goods, or simply whether the goods are in conformance with the bill of lading.

[0049] If the agent accepts the goods, they are typically unloaded from vehicle **100** and the delivery is completed. The agent will typically sign the bill of lading, evidencing acceptance and delivery of the goods. In addition, the agent will provide the consignee's shipment code to the vehicle operator. The vehicle operator enters the shipment code into MCT **200** and transmits a validation request message to remote station **102** indicating delivery of goods identified by the bill of lading or other identifying information and also to request that arrival of vehicle **100** be validated so that a proof of delivery verification can be generated. In one embodiment, the validation request message comprises the shipment code and information to identify the shipment, such as a vehicle identification number, a purchase order number, or a bill of lading number. The identity of the shipment may also be deduced by examining the shipment code, the date, time, and/or location of vehicle **100**. In one embodiment, the message, or just the shipment code, is encrypted by MCT **200** using one of several known techniques. The message, or just the shipment code, may further be "digitally signed" using techniques known in the art to provide authentication of the message or shipment code. In an alternative embodiment, the agent enters the shipment code into MCT **200** himself so that the vehicle operator does not have access to the code.

[0050] When the validation request message is received by remote station **102**, it is either processed at remote station **102** or it is forwarded to an authorized party, such as third party logistics provider **114**, for processing. In either case, a processor associated with remote station **102** or authorized third party examines it to determine whether the arrival of vehicle **100** corresponds to an expected delivery, as provided by a database. In one embodiment, arrival of vehicle **100** is validated simply if the shipment code is found in the database. In this embodiment, the shipment code corresponds to a particular shipment. If the shipment code is found in the database, it indicates that the shipment is outstanding. When a shipping code is found, validation is successful and the record is removed from the database.

[0051] In other embodiments, validation is performed by examining other information contained in the validation request message or information deduced by receipt of the verification request message itself. For example, the vehicle position, vehicle identification, and/or time and date of arrival at consignee **108** can be used to validate the arrival of vehicle **100**. In these embodiments, the database is accessed to retrieve an expected shipment record corresponding to this information. The record is compared to the information to determine if the arrival of vehicle **100** corresponds to an expected delivery. If an expected shipment record matches the verification request message, the arrival of vehicle **100** is validated, and a proof of delivery verification is generated by the processor and sent to a carrier identified by the verification request, or the identity of the carrier may be provided by the record. The proof of delivery verification may comprise only the shipment code, the shipment code plus information identifying the shipment, or simply an indication that a particular shipment was validated. If the shipment code was encrypted at MCT **200**, it may be left encrypted for delivery to interested parties if such interested parties are able to be identified by remote station **102**. Remote station **102**, or other authorized party, may also decrypt the shipment code and re-encrypt it for transmission to interested parties. In one embodiment, if the shipment code was not encrypted by MCT **200**, remote station **102** encrypts the shipment code prior to delivery to interested or authorized parties.

[0052] In one embodiment, a vehicle identification code and a date and time of arrival is used to verify the arrival of vehicle **100**. In this embodiment, the database is accessed to find a record corresponding to the vehicle identification code. The vehicle identification code comprises a vehicle identification number (VIN), an MCT identification code, a vehicle license plate number, or other unique identification code assigned to vehicle **100**. If vehicle **100** comprises a multi-part vehicle, such as a tractor-trailer truck or a locomotive connected to multiple freight cars, the vehicle identification may comprise an identification code corresponding to one or more portions of the multi-part vehicle. For example, a tractor may have a unique identification code assigned to it and its associated trailer may also have a unique identification code assigned. In this case, either identification code could be used to identify vehicle **100**, or both identification codes could be used.

[0053] If a record is found matching the vehicle identification code, and the date of arrival matches an expected date of arrival in the record and the time of arrival is within a predetermined time period of an expected time of arrival in the record, arrival of vehicle **100** is validated.

[0054] In another embodiment, the vehicle location and a date and time of arrival is used to verify the arrival of vehicle **100**. In this embodiment, the vehicle location is used to

search the database to find a record having an expected destination within a predetermined distance from the vehicle location. If such a record is found, and the date of arrival matches an expected date of arrival in the record and the time of arrival is within a predetermined time period of an expected time of arrival in the record, arrival of vehicle **108** is validated.

[0055] In yet another embodiment, the vehicle location and a vehicle identification code is used to verify the arrival of vehicle **100**. In this embodiment, the vehicle location or the vehicle identification code is used to find a record having an expected destination within a predetermined distance from the vehicle location or a record matching the vehicle identification code. If such a record is found, the arrival of vehicle **100** is validated. This embodiment may be enhanced by also comparing the date of arrival to an expected date of arrival in the record and a time of arrival to an expected time of arrival as shown in the record. In this case, arrival of vehicle **100** is validated if the date of arrival matches the expected date of arrival in the record and the time of arrival is within a predetermined time period of the expected time of arrival in the record.

[0056] The proof of delivery verification may be provided by telephone, facsimile, email, or other means. It may be provided automatically or by human intervention. The shipment code contained within the proof of delivery provides proof to the carrier that the identified delivery was completed. In another embodiment, simply receiving a proof of delivery verification, along with information identifying the shipment, is sufficient.

[0057] In another embodiment, the proof of delivery verification generated at remote station **102**, or authorized third party, is provided directly to interested parties. In this embodiment, the validation request message received from MCT **200** is examined and compared to a record in the database to determine the identity where to send the verification, either by examining the shipment code, or by other information contained within the message or database.

[0058] In another embodiment of the present invention, electronic locking device **204** is used in conjunction with the proof of delivery verification to authorize access to the goods stored in vehicle **100**. In this embodiment, vehicle **100** arrives at consignee **108** with a load of goods generally identified by a bill of lading. Vehicle **100** comprises electronic locking device **204** which prevents access to the goods by locking a trailer door of vehicle **100**.

[0059] The vehicle operator notifies an agent of consignee **108** that the vehicle has arrived. The agent then provides a shipment code, as explained above, to the vehicle operator. The vehicle operator then transmits a validation request message to remote station **102** indicating arrival at consignee **108** and requesting validation of the arrival. The validation request typically comprises the shipment code. The validation request

message implicitly comprises a request to de-activate electronic locking device 204, thereby unlocking the vehicle door. In another embodiment, the agent provides the shipment code and other information pertinent to the shipment directly to remote station 102 or to an authorized party by telephone, facsimile, email, etc. This information may be forwarded by various interested parties to an authorized party to determine validation.

[0060] If the validation request message is successfully validated, the authorized party generates and provides a proof of delivery verification to interested parties, such as shipper 106 and/or carrier 110. Carrier 110 may then immediately get paid for the delivery. In addition, an unlock signal may be transmitted from remote station 102 to MCT 200, instructing a processor associated with MCT 200 to unlock electronic locking device 204.

[0061] FIG. 3 is a flow diagram illustrating a method for controlling electronic locking mechanism 204. In step 300 vehicle 100 is dispatched to shipper 106 to pick up a load of goods to be delivered to consignee 108. Generally, the vehicle operator is notified of the specifics of the delivery, such as the type and quantity of goods, and the expected day and time of arrival at consignee 108. In step 302, a record of the expected delivery is created and stored in a database.

[0062] In step 304, the vehicle arrives at shipper 106. In step 306, an unlock signal is provided to electronic locking device 204 to gain access to a storage area within vehicle 100, such as a trailer. Electronic locking device 204 may be unlocked using one or more of the techniques discussed above. Goods are then loaded onto vehicle 100.

[0063] In step 308, a lock signal is provided to electronic locking device 204 using one or more of the techniques discussed above. Access to the goods is then restricted. The trailer door remains locked throughout the journey to consignee 108.

[0064] In step 310, vehicle 100 arrives at consignee 108. An unlock signal is provided to electronic locking device 204, allowing access to the goods, as shown in step 312. The unlock signal may be generated using one or more of the techniques discussed above. However, in one embodiment, the unlock signal is not provided to electronic locking device 204 until the delivery is validated by remote station 102, or other authorized party. This process is shown as steps 314 through 320. The delivery is validated by sending a validation request message to remote station 102 via MCT 200 or by another method of communications, as shown in step 314. The validation request message generally comprises a shipment code and other information identifying the arrival of vehicle 100 at consignee 108.

[0065] In step 316, the validation request message is received by remote station 102 and either processed by remote station 102 or it is forwarded to an authorized party for

validation. In step 318, a processor associated with remote station 102 or the authorized party validates the arrival of vehicle 100 generally by authenticating the message and/or shipment code and checking the other information contained in the validation request message to determine if the delivery corresponds to an expected shipment. This is determined by the processor accessing a database, located at remote station 102, at the consignee identified in the validation request message, or at the authorized party. In one embodiment, if the arrival of vehicle 100 is validated, an unlock message is transmitted to vehicle 100 via remote station 102 and MCT 200, which generates an indication of the unlock message and provides the indication to processor 210. Processor 210 then sends an unlock signal to electro-mechanical device 208, thereby unlocking the vehicle door, permitting access to the goods onboard vehicle 100.

[0066] In step 320, a proof of delivery verification is generated by the processor associated with remote station 102 or authorized party and provided to interested parties, such as shipper 106 or consignee 108.

[0067] The previous description of the preferred embodiments is provided to enable any person skilled in the art to make or use the present invention. The various modifications to these embodiments will be readily apparent to those skilled in the art, and the generic principles defined herein may be applied to other embodiments without the use of the inventive faculty. Thus, the present invention is not intended to be limited to the embodiments shown herein but is to be accorded the widest scope consistent with the principles and novel features disclosed herein.

[0068] What we claim as our invention is:

CLAIMS

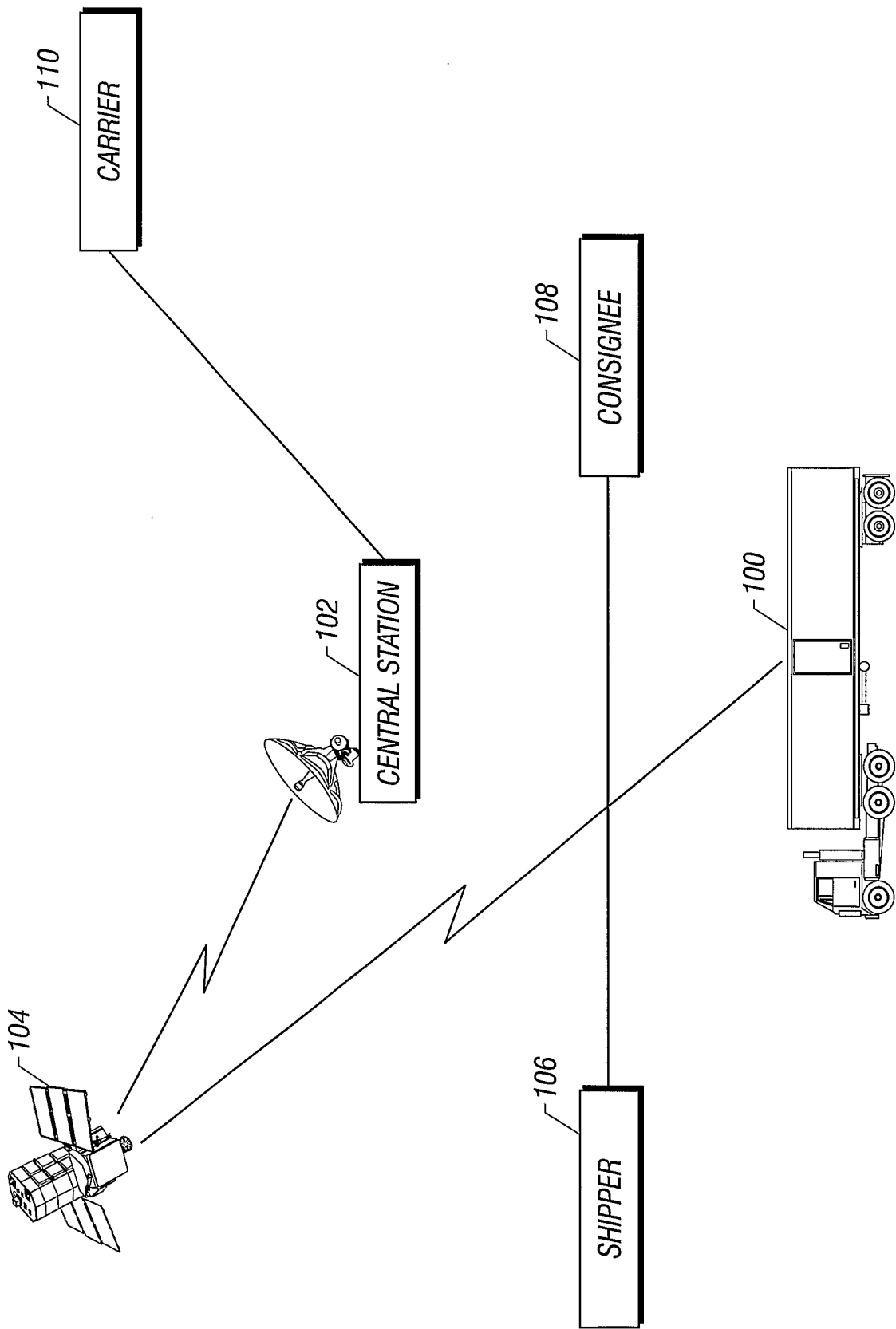
- [c1] 1. An electronic locking device for locking and unlocking a vehicle door, comprising:
- a position location device for determining a vehicle position;
 - a memory for storing a destination location;
 - a electro-mechanical device for preventing said vehicle door from opening while in a locked position and for unlocking said vehicle door while in an unlocked position;
 - a processor coupled to said position location device, to said electro-mechanical device, and to said memory for receiving a vehicle position from said position location device, comparing said vehicle location to said destination location in said memory and for providing an unlock signal to said electro-mechanical device instructing said electro-mechanical device to assume an unlocked position if said vehicle location is within a predetermined distance from said destination location.
- [c2] 2. The electronic locking device of claim 1 further comprising:
- a chronometer coupled to said processor for determining a present date and a present time;
 - said memory for additionally storing an expected date of arrival and an expected time of arrival at said destination location;
 - wherein said processor is further for comparing said present date and present time to said expected date of arrival and said time of arrival and for providing said unlock signal if said present date is equal to said expected date of arrival, said present time is within a predetermined time period from said expected time of arrival, and said vehicle location is within a predetermined distance from said destination location.
- [c3] 3. The electronic locking device of claim 1 further comprising:
- means for determining a present speed of said vehicle;
 - said memory for additionally storing a threshold speed;
 - wherein said processor is further for comparing said present speed to said threshold speed and for providing said unlock signal if said present speed is less than said threshold speed, and said vehicle location is within a predetermined distance from said destination location.

- [c4] 4. The electronic locking device of claim 1 further comprising:
means for determining a present speed of said vehicle;
said memory for additionally storing a threshold speed and a time interval;
wherein said processor is further for comparing said present speed to said threshold speed at said time interval, and for providing said unlock signal to said electro-mechanical device if said present speed is less than said threshold speed for at least two consecutive time intervals, and said vehicle location is within a predetermined distance from said destination location.
- [c5] 5. The electronic locking device of claim 1 further comprising:
a mobile communication terminal for enabling communications between said vehicle and a remote station, said mobile communication terminal for receiving said destination location and providing said destination information to said processor for storage in said memory.
- [c6] 6. The electronic locking device of claim 2 further comprising:
a mobile communication terminal for enabling communications between said vehicle and a remote station, said mobile communication terminal for receiving said expected date of arrival and said expected time of arrival and for providing said expected date of arrival and said expected time of arrival to said processor for storage in said memory.
- [c7] 7. The electronic locking device of claim 3 further comprising:
a mobile communication terminal for enabling communications between said vehicle and a remote station, said mobile communication terminal for receiving said threshold speed and for providing said threshold speed to said processor for storage in said memory.
- [c8] 8. The electronic locking device of claim 4 further comprising:
a mobile communication terminal for enabling communications between said vehicle and a remote station, said mobile communication terminal for receiving said threshold speed and said time interval and for providing said threshold speed and said time interval to said processor for storage in said memory.

- [c9] 9. An electronic locking device for locking and unlocking a vehicle door, comprising:
- a position location device for determining a vehicle position;
 - a mobile communication terminal for enabling communications between said vehicle and a remote station, said mobile communication terminal for determining an arrival of said vehicle at a destination, for transmitting a validation request message to said remote station in response to the arrival, for receiving an unlock message from said remote station if said arrival is validated by said remote station, and further for providing an indication of said unlock message to said electronic locking device for unlocking said vehicle door.
- [c10] 10. A method for controlling an electronic locking device for locking and unlocking a vehicle door, comprising the steps of:
- determining a vehicle location;
 - comparing said vehicle location with a destination location; and
 - providing an unlock signal to said electronic locking device to unlock said vehicle door if said vehicle location is within a predetermined distance from said destination location.
- [c11] 11. The method of claim 10 further comprising the steps of:
- determining a date and a time at which said vehicle location was determined;
 - comparing said date and time to an expected date of arrival and an expected time of arrival;
 - providing an unlock signal to said electronic locking device to unlock said vehicle door if said vehicle location is within a predetermined distance from said destination location, said date is equal to said expected date of arrival, and said time is within a predetermined time period from said expected time of arrival.
- [c12] 12. The method of claim 10 further comprising the steps of:
- determining a present speed of said vehicle;
 - comparing said present speed to a threshold speed; and
 - providing said unlock signal if said present speed is less than said threshold speed, and said vehicle location is within a predetermined distance from said destination location.

- [c13] 13. The method of claim 10 further comprising the steps of:
determining a first present speed of said vehicle;
determining a second present speed of said vehicle after a predetermined period of time;
comparing said first present speed to a threshold speed and comparing said second present speed of said vehicle to said threshold speed; and
providing said unlock signal to said electronic locking device if said first present speed is less than said threshold speed and said second threshold speed is less than said threshold speed, and said vehicle location is within a predetermined distance from said destination location.
- [c14] 14. The method of claim 10 further comprising the steps of:
receiving said destination location from a remote station; and
storing said destination location in a memory.
- [c15] 15. The method of claim 11 further comprising the steps of:
receiving said expected date of arrival and said expected time of arrival from a remote station; and
storing said expected date of arrival and said expected time of arrival in a memory.
- [c16] 16. The method of claim 12 further comprising the steps of:
receiving said threshold speed from a remote station; and
storing said threshold speed in a memory.
- [c17] 17. The method of claim 13 further comprising the steps of:
receiving said predetermined period of time from a remote station; and
storing said predetermined period of time in a memory.
- [c18] 18. A method for controlling an electronic locking device for locking and unlocking a vehicle door, comprising the steps of:
determining an arrival of said vehicle at a destination;
transmitting a validation request message to said remote station in response to the arrival;
receiving an unlock message from said remote station if said arrival is validated by said remote station; and

providing an indication of said unlock message to said electronic locking device for unlocking said vehicle door.



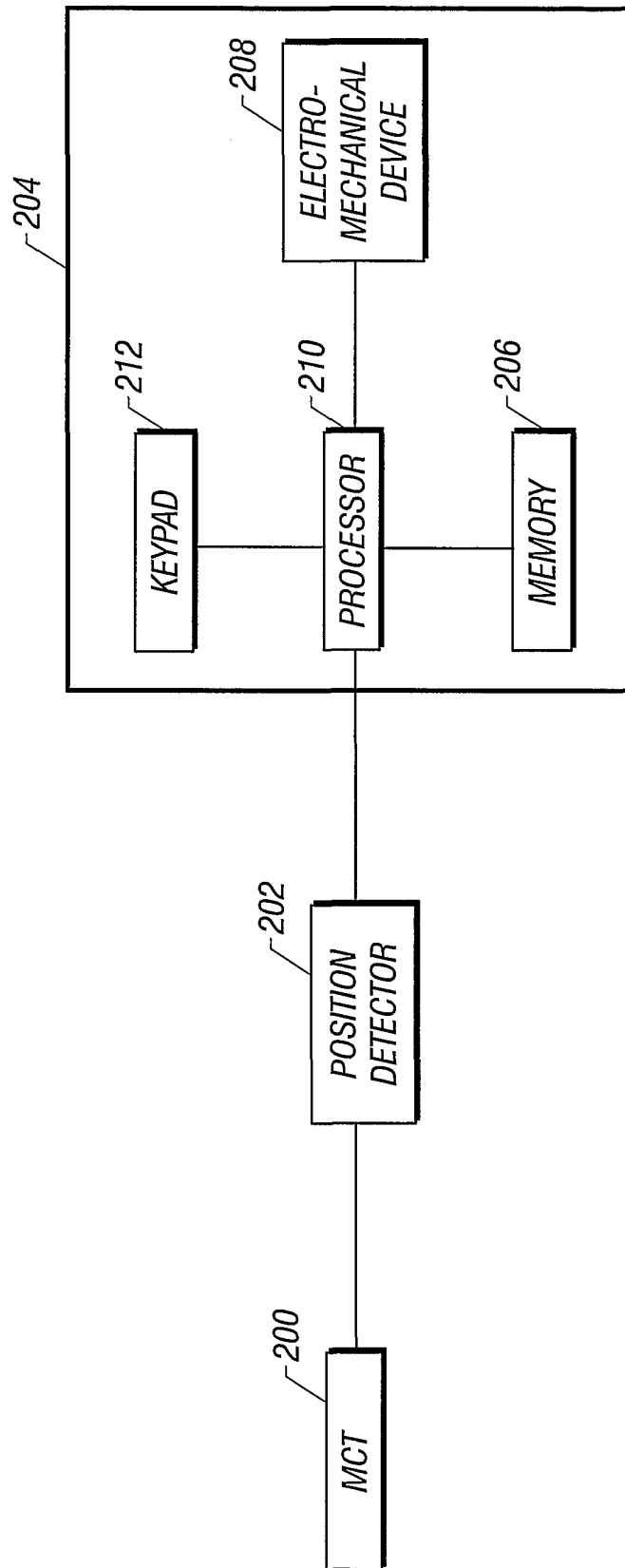


FIG. 2

3/3

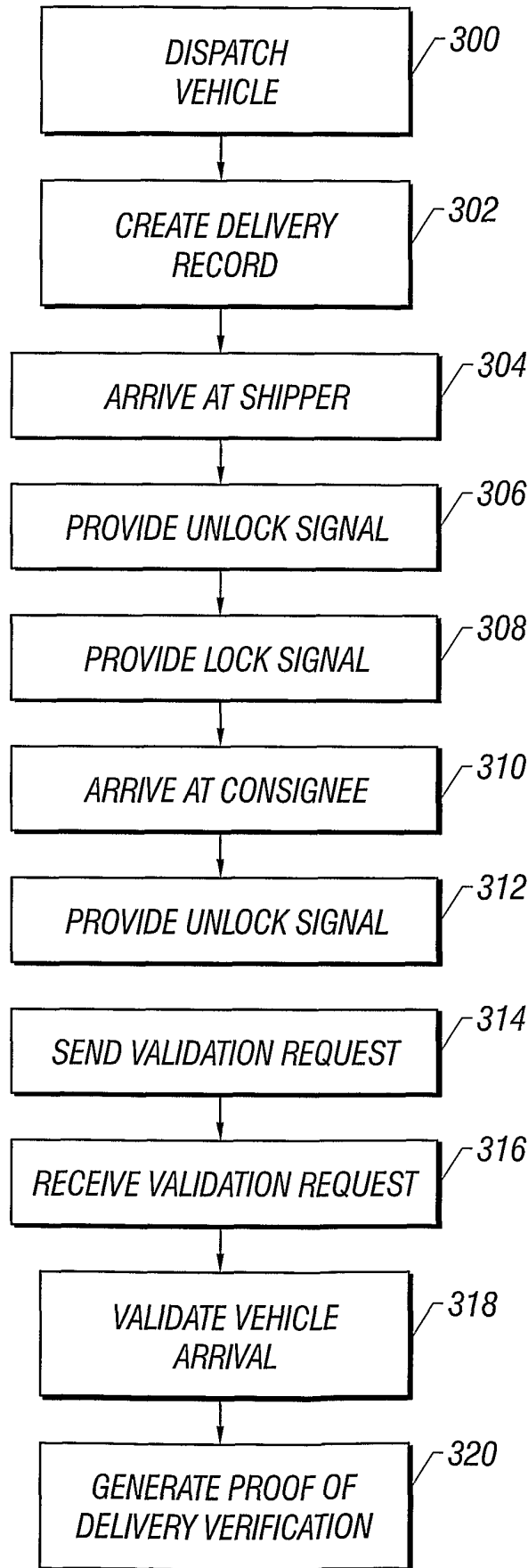


FIG. 3