



US00D697332S

(12) **United States Design Patent**
Huang

(10) **Patent No.:** **US D697,332 S**

(45) **Date of Patent:** **** Jan. 14, 2014**

(54) **STRETCH FILM DISPENSER**

(76) Inventor: **Harrison Huang**, Taichung (TW)

(**) Term: **14 Years**

(21) Appl. No.: **29/429,428**

(22) Filed: **Aug. 10, 2012**

(30) **Foreign Application Priority Data**

Mar. 1, 2012 (TW) 101301084

(51) **LOC (10) Cl.** **20-02**

(52) **U.S. Cl.**
USPC **D6/518**

(58) **Field of Classification Search**
USPC D6/515-523; 206/225, 233, 389, 391;
211/13.1; 222/173, 180; 221/26, 33,
221/282-283; 242/270, 590; 248/309.1,
248/309.2, 905
See application file for complete search history.

(56) **References Cited**

U.S. PATENT DOCUMENTS

D441,577 S * 5/2001 Benedetti D6/518

D604,541 S * 11/2009 Bone et al. D6/518
D616,233 S * 5/2010 Yang D6/518
D666,442 S * 9/2012 Sharp et al. D6/518

* cited by examiner

Primary Examiner — Brian N Vinson

(74) *Attorney, Agent, or Firm* — Muncy, Geissler, Olds & Lowe, PLLC

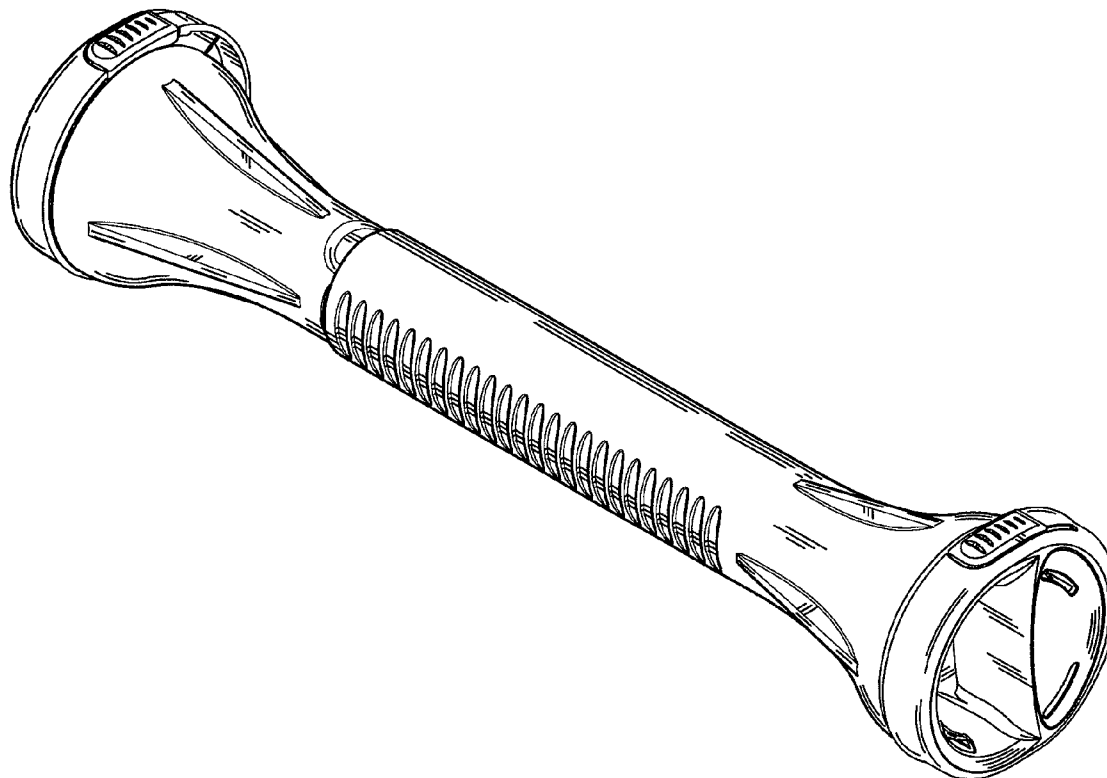
(57) **CLAIM**

The ornamental design for a stretch film dispenser, as shown and described.

DESCRIPTION

FIG. 1 shows a perspective view of the present design.
FIG. 2 shows a front view of the present design.
FIG. 3 shows a rear view of the present design.
FIG. 4 shows a left view of the present design.
FIG. 5 shows a right view of the present design.
FIG. 6 shows a top view of the present design; and,
FIG. 7 shows a bottom view of the present design.

1 Claim, 4 Drawing Sheets



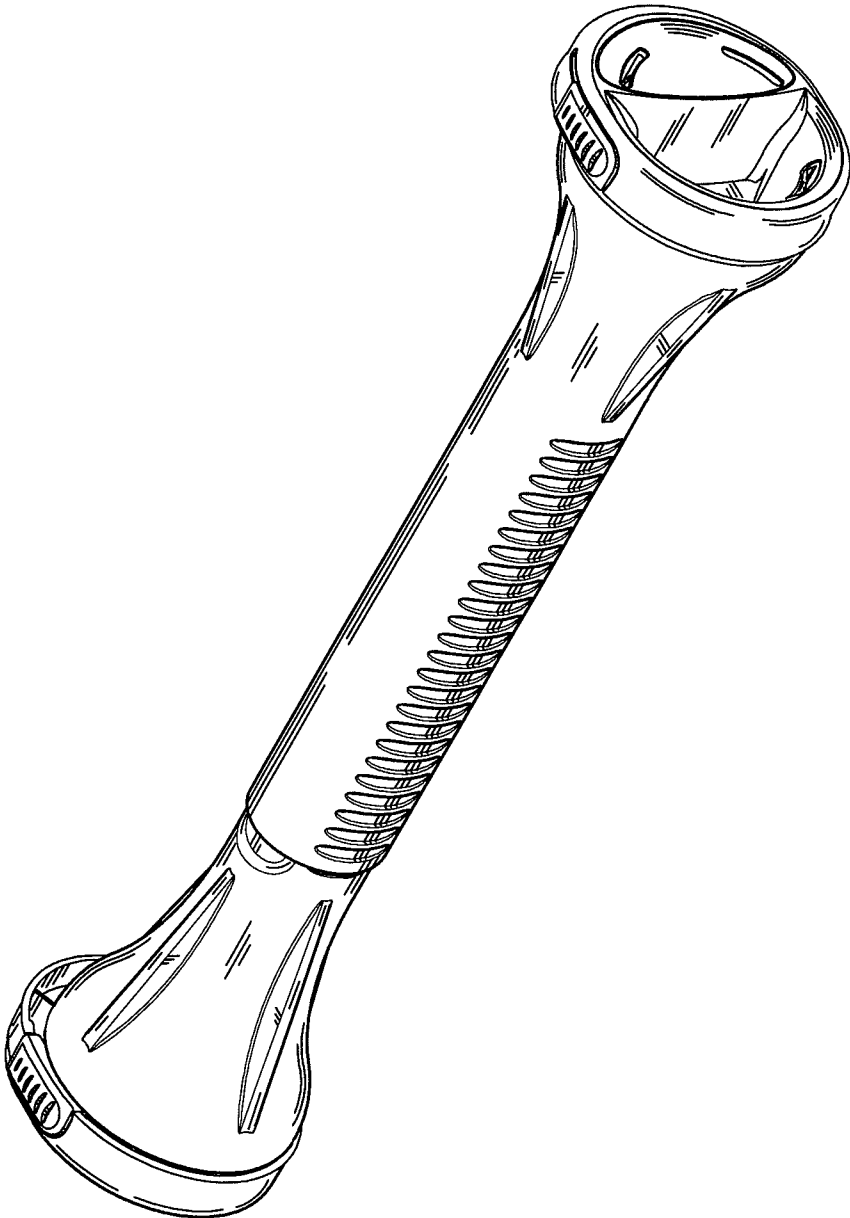


FIG. 1

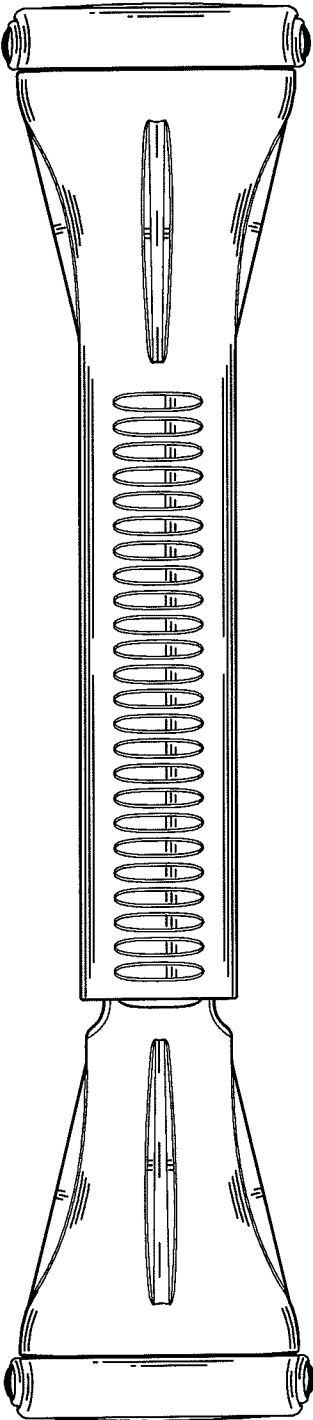


FIG. 2

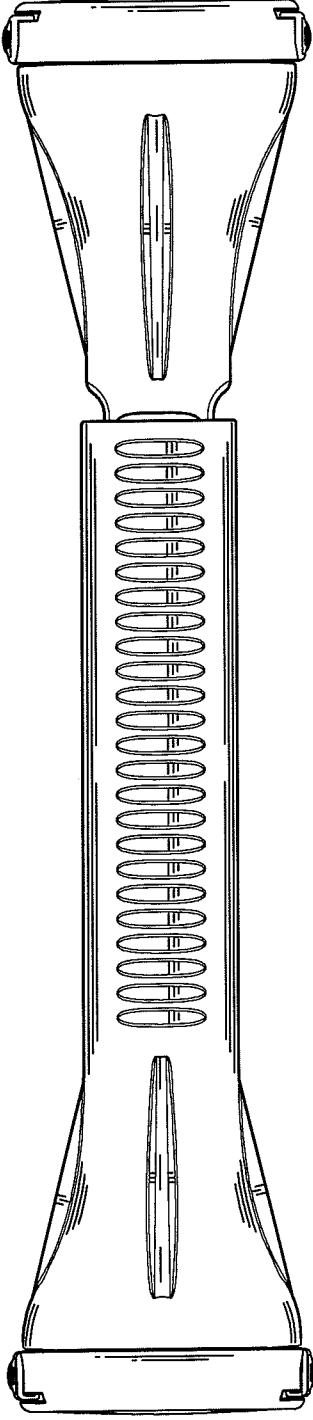


FIG. 3

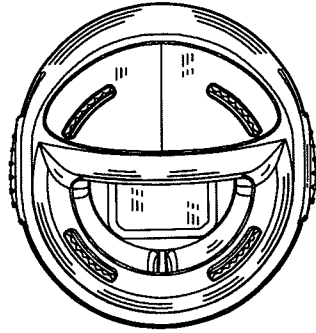


FIG. 5

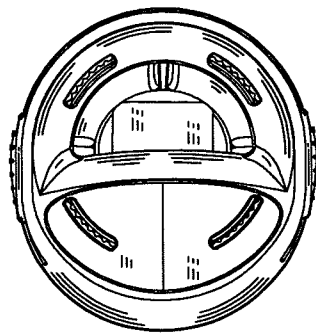


FIG. 4

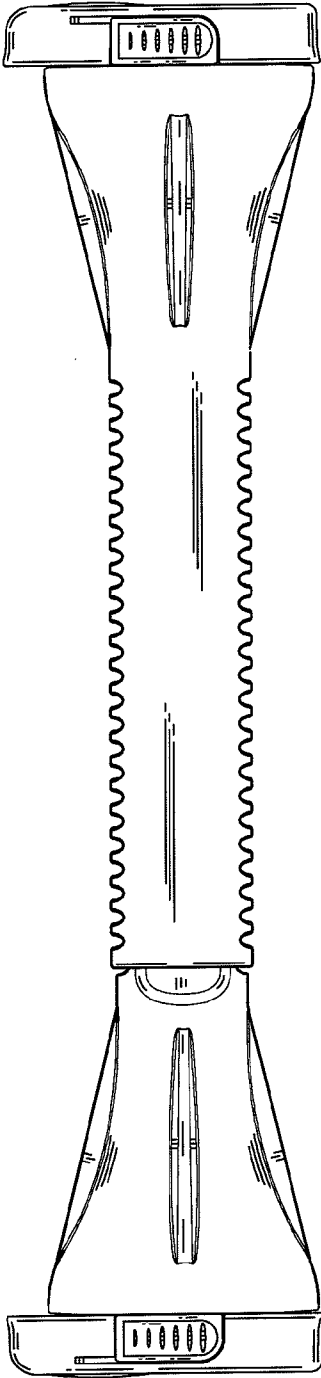


FIG. 6

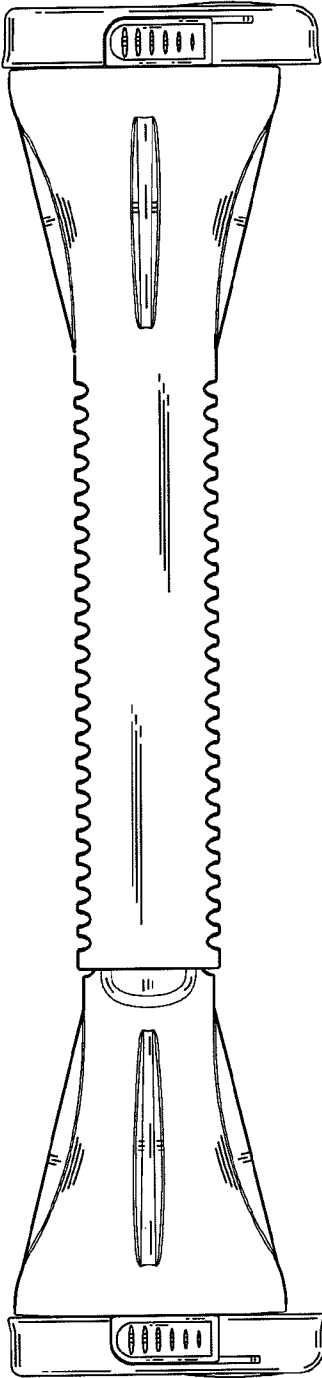


FIG. 7