

O. F. A. FAULKNER.

Improvement in Bed-Bottom Springs.

No. 129,218.

Patented July 16, 1872.

Fig. 1.

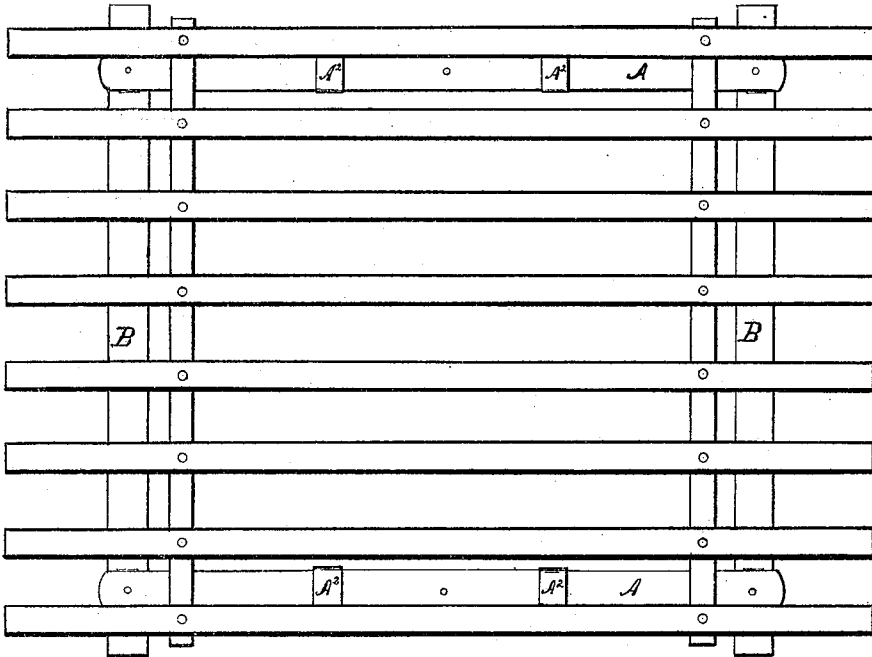


Fig. 2.

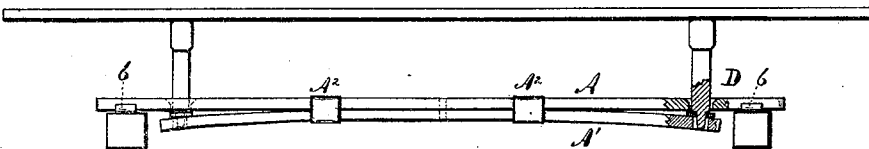
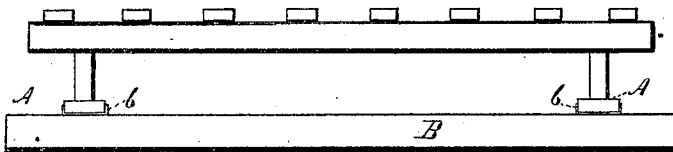


Fig. 3.



Witnesses:

H. Bradford -
Chas. C. Cils

O. F. A. Faulkner

Inventor:

D. P. Holloway & Co
Attys

UNITED STATES PATENT OFFICE.

OSKER F. A. FAULKNER, OF MOUNT PLEASANT, IOWA

IMPROVEMENT IN BED-BOTTOM SPRINGS.

Specification forming part of Letters Patent No. 129,218, dated July 16, 1872.

Specification describing a certain-Improvement in Bed-Bottom Springs, invented by OSKER F. A. FAULKNER, residing at Mount Pleasant, in the county of Henry and State of Iowa.

The nature of my invention consists in connecting the leaves of the springs upon which the bed-bottom rests together by means of adjustable loops or rings, so that by simply shifting said loops toward or from the center of the leaves, where they are connected by a single pin, the tension of the springs may be regulated, for purposes more fully explained hereinafter.

Figure 1 is a plan view of a bed-bottom having my improved springs attached, and showing the slats and frame-work upon which the bed rests. Fig. 2 is a side elevation, showing the spring in position, the manner of applying the same to the bedstead, and of applying the bottom to the springs. Fig. 3 is an end view.

Corresponding letters refer to like parts in the several figures.

In constructing bed-bottoms of this character I use for the springs leaves A A', of wood or of metal, the upper ones being of sufficient length to rest upon cross-bars B attached to the bedstead at or near its ends, as shown in the drawing. These bars should be provided with sockets, at the points where the springs rest upon them, for the purpose of holding said springs in position; they may, however, be held by pins inserted in the bars B, if preferred. Upon the under side of the leaf or bar A of the spring there is placed another and a shorter leaf or bar, A', its length being such as to permit its ends to pass down between the cross-bars B, as shown in Fig. 2. The leaves A and A' are centrally connected together by a dowel-pin, or they may be secured in other equivalent manner, which shall admit of a ready reversal of the leaves to prevent their permanent "set." In order that the two leaves or bars constituting a spring may be united to each other in such a manner that the weight put upon the bed may be borne by both, and in such a manner that the tension of the springs may be regulated according to such weight, loops or rings of metal A² A² are made to surround the two leaves, they being of such diameter or of such dimensions as to slide freely upon said leaves or bars, and yet keep them in contact with each other at the points where said loops or rings may be placed, and between

such points, while the outer ends of the lower leaf or bar are free to bend downward, as shown in Fig. 2.

It will be seen that, as a consequence of the construction of these springs, as above described, the loops or rings may be placed nearer to or further from the ends of the leaves or bars, and that when placed near the ends thereof the springs will have a greater amount of tension, and consequently will sustain more weight or heavier persons without allowing the bed to settle below a certain point than when placed nearer to the center of said leaves or bars.

In order that the elasticity of both leaves or bars of the spring may be utilized a slot, D, is made near the ends of each upper bar, so that the ends or posts upon which the frame-work rests can pass down through them, and rest upon the ends of the lower leaf of the spring. The frame-work upon which the bed rests may be made as is shown in the drawing, or of any other form suitable for the purpose, which is adapted to rest upon posts or studs, the lower ends of which can rest upon the lower leaf of the spring.

Some of the advantages of this form of spring may be enumerated as follows: They may be made of wood of any tough and springy kind, or they may be made of metal, and in either case, where they have become bent by use, the loops or rings may be removed, and each of the leaves turned over, which will result in giving them an increased amount of elasticity. Secondly, they are more elastic than any spring can be, when made from a single bar. that will preserve its form. Thirdly, the elasticity can at any time be adjusted without loss of time, and without removing or adjusting any bolts or screws.

What I claim as my invention, and desire to secure by Letters Patent, is—

A spring for supporting bed-bottoms, consisting of two leaves or bars and adjustable loops or rings for uniting said leaves, the parts being constructed and arranged substantially as and for the purpose set forth.

In testimony whereof I have signed my name to this specification, in the presence of two subscribing witnesses.

OSKER F. A. FAULKNER.

Witnesses:

JNO. W. MARTIN,
T. J. VAN HOEN.