May 28, 1929. E. H. COSTELLOW 1,715,120

FOOTWEAR

Filed March 27, 1928

Fig. 2

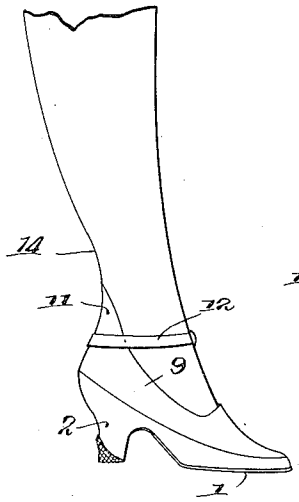

Fig. 3

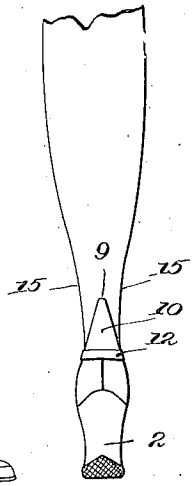

Fig. 4

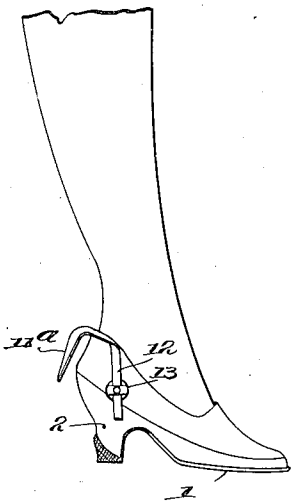

Fig. 5

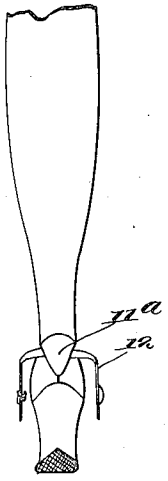

Fig. 7

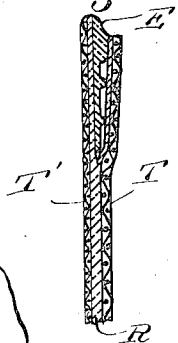

Fig. 6

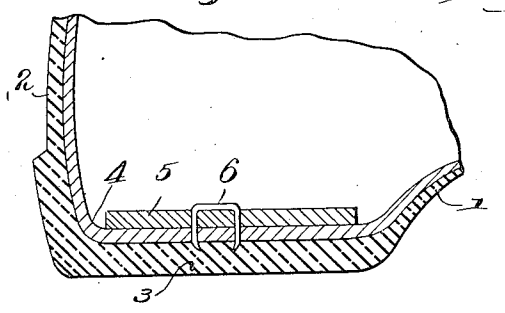

Fig. 1

Inventor
Earle H. Costellow,
by Roberts Cushman & Woodberry
Attys.

Patented May 28, 1929. 1,715,120

UNITED STATES PATENT OFFICE.

EARLE H. COSTELLOW, OF PROVIDENCE, RHODE ISLAND, ASSIGNOR TO PHILLIPS-BAKER RUBBER COMPANY, OF PROVIDENCE, RHODE ISLAND, A CORPORATION OF RHODE ISLAND.

FOOTWEAR.

Application filed March 27, 1928. Serial No. 265,021.

This invention pertains to footwear and more particularly to overshoes of waterproof or water-resistant type. Present-day fashions demand the utmost of daintiness in footwear for women's use and every endeavor has been made by the shoe manufacturer to refine ladies' shoes and slippers, not only through the selection of soft and beautiful materials and through reduction of bulk and weight, but also in design, and particularly, with the object of making the foot appear small and narrow and to emphasize the curves of the instep and at the rear of the ankle, and makers of hosiery have also created new designs with similar objects in view. The result of this general tendency has been to produce extremely low cut slipper-like shoes whose tops extend in a smooth and sweeping curve from near the toe upwardly and rearwardly to the top of a low counter, this sweeping curve being accented by the use of a high and slender heel. With such shoes there are commonly worn stockings, of silk or other sheer material, provided at the heel and back of the ankle with a reinforced or other contrasting area which tapers upwardly to a point at the lower part of the calf of the leg, and tends to impart an appearance of slenderness and to accentuate the natural symmetry of the lower part of the leg when viewed from the rear.

On the other hand, makers of waterproof or water-resistant overshoes have made but little substantial progress in developing a better and more pleasing product. Most such footwear, whether of the high or low cut cloth-top type, or the more usual "rubber", is clumsy, heavy, and decidedly unattractive in appearance. While the high cut cloth overshoe gives adequate protection to the foot and lower part of the leg, its weight, the trouble of putting it on and taking it off, the constriction of the foot and ankle, and the unpleasing appearance of this type of footwear preclude its general use except in extreme weather conditions. On the other hand, the more usual rubber overshoe, while sometimes of reasonably light weight, and if provided with a storm front, giving protection to the front or instep of the foot, is usually cut square at the sides and back without any attempt to conform to the curvature of the foot or shoe top and does not offer any substantial protection to the lower part of the stocking above the low shoe counter at present in vogue, so that the rear of the stocking is frequently spattered with mud or dirty water, producing a most unsightly appearance and often ruining the stocking.

Although overshoes are commonly provided with deep pocket-like heels to accommodate the high "spool" heels of modern shoes, the bottom of such heel pocket is usually of the same material as the rest of the overshoe sole. Since the bearing afforded by the bottom of the spool heel is of small area, the pressure per unit area is high, and the edges and corners of the shoe heel quickly cut into the sole of the overshoe, resulting in rapid wear and the production of cracks and leaks.

In accordance with the present invention, I have devised an overshoe which is so shaped as to protect the sole of the foot and the rear part of the leg above the shoe counter where spattering commonly occurs and which follows the contour of the instep arch with a smooth sweep upwardly to a peak at the rear, hugging the front and sides of the foot closely, thus preserving the pleasing appearance of the foot as imparted by the modern shoe and stocking. This improved overshoe may be very light in weight; its top or upper is preferably of some soft, light, flexible, ornamental and water-resistant fabric; it is easy to slip on and take off; it may be provided, if desired, with a strap similar to that of a pump or like form of shoe; its rear part may, if desired, be turned down to simulate the flapper mode of wearing ordinary high top overshoes, and its heel pocket is so reinforced as to prevent cutting or rapid wear by the pressure of a spool or similar heel.

In the accompanying drawings, I have illustrated one desirable embodiment of my invention by way of example and in such drawings,—

Fig. 1 is a perspective view of my improved overshoe, removed from the foot, with its spatter guard portion in upright or normal position;

Fig. 2 is a side elevation, to smaller scale of the same overshoe, showing its appearance upon the foot of a wearer;

Fig. 3 is a rear elevation of the overshoe shown in Fig. 2;

Fig. 4 is a side elevation similar to Fig. 2, but showing the spatter guard portion of the overshoe turned downwardly;

Fig. 5 is a rear elevation of the overshoe arranged as shown in Fig. 4;

Fig. 6 is a fragmentary vertical section, to large scale, on a longitudinal plane through the heel portion of the overshoe; and

Fig. 7 is a fragmentary section, to large scale on line 7—7 of Fig. 1.

My improved overshoe may, if desired, be wholly of rubber or rubberized fabric such as is commonly employed in making rubbers, and usual processes of making rubbers and similar articles of footwear may be employed in making the present overshoe, but while the entire top of the overshoe may be of rubber, I prefer to make the top of my improved overshoe of a water-resistant fabric whose outer surface at least, and preferably, both inner and outer surfaces, are of textile fabrics, or at least have the appearance of such fabric. I have found that it is now possible to obtain such a water-resistant fabric of light weight and of very pleasing and attractive appearance and in almost any color which may be desired. In Fig. 7 I have illustrated such a fabric, comprising the middle layer R of rubber and the outer and inner layer T and T′ of textile fabric adhering to the inner layer R.

Whether the top be of rubber or a water-resistant, textile fabric, I provide a rubber sole 1 of usual construction, such sole being provided with a deep heel pocket 2. Preferably, in accordance with the present construction, the heel portion of the sole comprises the heavy rubber layer 3 and the usual lining layer 4 of textile fabric. Upon the lining 4, within the heel pocket, I arrange a plate 5 of some hard and relatively rigid material, for example, a piece of indurated fiber. This plate 5 may be secured to the underlying parts by means of a staple 6 or other suitable fastening means and when thus arranged the plate 5 protects the underlying parts from the pressure of a shoe heel and prevents the sharp edges of the shoe heel from cutting into the lining 4 and causing rapid wear to the heel pocket.

The forward portion 7 of the upper of my improved overshoe is preferably low cut to conform to shoes of modern type and from a point 8, near the forward end of the shoe, the edge of the upper sweeps upwardly and rearwardly in a smooth curve 9 to a point 10, well above the usual position of the top edge of the counter portion of the ordinary rubber. The point 10 represents the apex or peak of a substantially triangular spatter guard portion 11, preferably integral with the upper of the overshoe although, if desired, formed as a separate element and suitably attached to the main body of the overshoe top. Preferably, a narrow strap 12 is secured to the rear of the overshoe along a line which represents the base of the triangular guard portion 11, and this strap may be provided with a buckle 13 or other desirable form of fastener element adapted to secure the strap about the angle of the wearer. As shown, substantially equal portions of the strap depend from each side of the upper, and when these ends are united by the buckle, the fastening may have somewhat the appearance of a bow-knot.

The overshoe thus provided presents a very pleasing and attractive appearance by reason of the low cut of the forward part of its top and the long, smooth and sweeping curve of its upper edge as it extends from the forward portion to the rear part of the overshoe. This sweeping curve is accentuated by its extension to the peak 10 of the guard 11 and as clearly indicated in Fig. 2, the curves of the overshoe top merge into the curves of the instep of the foot and the calf of the leg so that in side elevation a most dainty and attractive appearance is produced. Moreover, as shown in Fig. 3, the upwardly directed triangular portion 11 has a tendency to accentuate the slenderness of the ankle as viewed from the rear. Preferably, as shown in detail in Fig. 7, I introduce a heavy elastic band or bind strip E of rubber between the outer and inner plies T and T′ of the upper material at the top edge of the upper, preferably extending the strip or band from the strap 12 at one side of the upper, down and around the forward part of the upper and to the strap 12 at the other side. This elastic strip causes the upper to hug the front and sides of the foot closely, but without interfering to any substantial extent with the donning or removal of the overshoe.

While the shape of the overshoe, as thus described, conduces to its pleasing appearance, this is incidental to its utilitarian advantages. As already referred to, wearers of the modern low cut shoes are constantly annoyed by the spattering of mud and dirty water upon the lower part of the stocking at the rear of ankle. By the provision of the guard device 11 on the present overshoe, this spattering is, to a large extent, avoided and the stocking is kept clean, although without constricting and concealing the forward portion of the foot which is not usually spattered in walking. This leaves the instep and front of the ankle, with the stocking fabric exposed to view, it leaves the foot and ankle free to flex, there is no heating of the foot as when the usual high top overshoe is worn, the improved overshoe may be slipped on and off with little effort, and it adds but little to the weight or bulk of the shoe.

While the guard 11 is primarily designed to be worn in the upright position indicated in Figs. 2 and 3, with the strap 12 buckled around the ankle, it is possible to turn the guard 11 down into the position 11^a shown in Figs. 4 and 5, and to leave the strap 12 unbuckled and loose, if desired, thus to a greater or less extent simulating the "flapper" mode of wearing overshoes unfastened and turned down. While giving somewhat the same effect as a down-turned overshoe, the present overshoe is not so clumsy or difficult to walk in and the downturned portion is not of sufficient size and length to drag in the mud of the street.

I contemplate that it is within the scope of my invention to make the guard member 11 as a separate element attachable at will to the overshoe top by any suitable type of fastening means, although I believe it preferable to make this guard member as a permanent part of the overshoe. I have herein shown a guard 11 of one desirable size and shape, but I wish it to be understood that this guard may be made of greater or lesser dimensions as circumstances may warrant or the trade demand. While I prefer to employ this guard 11 with an overshoe cut low at its front, such as here shown, it is possible to combine this feature as well as the elastic bind strip in an overshoe having a high or storm front, if desired, and I regard all such modifications as falling within the scope of my invention.

I claim:

1. An overshoe of the class described having a waterproof sole and low cut upper of water-resistant material, a strap secured to the rear part of the upper, and a substantially triangular guard flap normally projecting upwardly from the counter portion of the upper above the strap.

2. An overshoe of the class described comprising a waterproof sole, an upper of flexible water-resistant material, said upper including a substantially triangular guard flap tapering upwardly from the counter portion of the upper, the top edge of the upper sweeping in a smooth curve from its forward part upwardly to the top of said flap, and a strap secured to the rear part of the upper adjacent to the base of said flap.

3. An overshoe of the class described comprising a waterproof sole having a deep pocket for the reception of a high shoe heel, a hard and wear-resistant plate forming the upper surface of said heel pocket, a low cut upper of flexible water-resistant textile fabric, said upper extending upwardly at the counter portion to form a substantially triangular protective flap, and a strap embracing the upper at the base of said flap.

4. An overshoe of the class described comprising a waterproof sole and a flexible top of water-resistant material, the edge of the top extending upwardly and rearwardly to provide a substantially pointed flap above the counter, and elastic means reinforcing and stiffening the upper edge of the upper and terminating below the flap whereby the latter is supported but may be readily turned downwardly over the back of the counter.

5. An overshoe of the class described comprising a waterproof sole and a flexible top of water-resistant material, the edge of the top extending upwardly and rearwardly to provide a substantially pointed flap above the counter, a strap secured to the rear part of the upper and defining the base of the flap and elastic means reinforcing and stiffening the upper edge of the upper and terminating adjacent the strap, whereby the flap is supported but may be readily turned downwardly over the back of the counter.

Signed by me at Providence, Rhode Island, this fifth day of March, 1928.

EARLE H. COSTELLOW.