



US00D402090S

United States Patent [19]
Turocy

[11] **Patent Number:** **Des. 402,090**
[45] **Date of Patent:** ****Dec. 8, 1998**

[54] **NOVELTY HAT**

[76] Inventor: **Shannon J Turocy**, 5526 N. Long,
Chicago, Ill. 60630

[**] Term: **14 Years**

[21] Appl. No.: **78,656**

[22] Filed: **Oct. 30, 1997**

[51] **LOC (6) Cl.** **02-03**

[52] **U.S. Cl.** **D2/889; D2/869**

[58] **Field of Search** D2/865, 867, 868,
D2/869, 878, 882, 885, 889; 2/177, 181,
195.1, 209.13

[56] **References Cited**

U.S. PATENT DOCUMENTS

D. 287,421	12/1986	Scaggs	D2/889
D. 351,272	10/1994	Hyer	D2/889 X
D. 367,552	3/1996	Newman	D2/882
D. 393,739	4/1998	Dudson et al.	D2/889
991,777	5/1911	Goodman	D2/889 X
2,168,765	8/1939	Dowd	D2/899 X
3,109,176	11/1963	Schuessler	D2/899 X
3,237,210	3/1966	Graber	D2/889 X
5,359,734	11/1994	Rathburn	2/195.1

OTHER PUBLICATIONS

Simplicity Winter/Holiday p. 736 (Santa Hat right bottom)
1996.

Primary Examiner—Paula A. Mortimer

[57] **CLAIM**

The ornamental design for a novelty hat, as shown and
described.

DESCRIPTION

FIG. 1 is a front elevational view of a novelty hat showing
my new design;
FIG. 2 is a rear elevational view of the novelty hat of FIG.
1;
FIG. 3 is a left side elevational view of the novelty hat of
FIG. 1;
FIG. 4 is a right side elevational view of the novelty hat of
FIG. 1;
FIG. 5 is a top plan view of the novelty hat of FIG. 1; and,
FIG. 6 is a bottom plan view of the novelty hat of FIG. 1.
The broken line showing of the word “logo” is for illustrative
purpose only and forms no part of the claimed design.

1 Claim, 3 Drawing Sheets

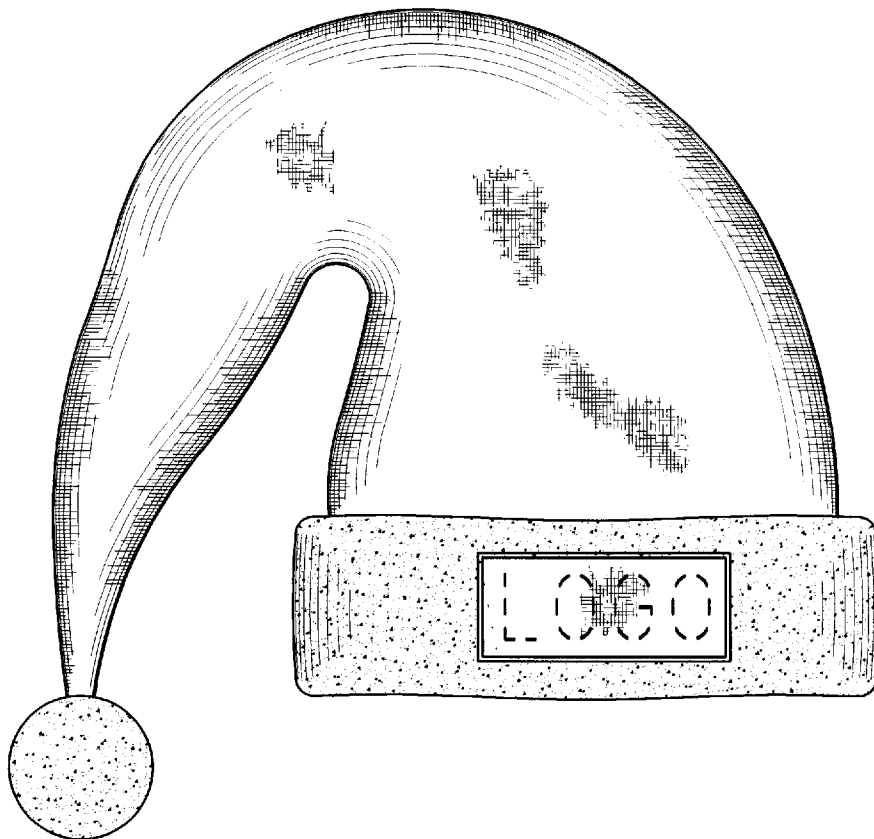


FIG. 1

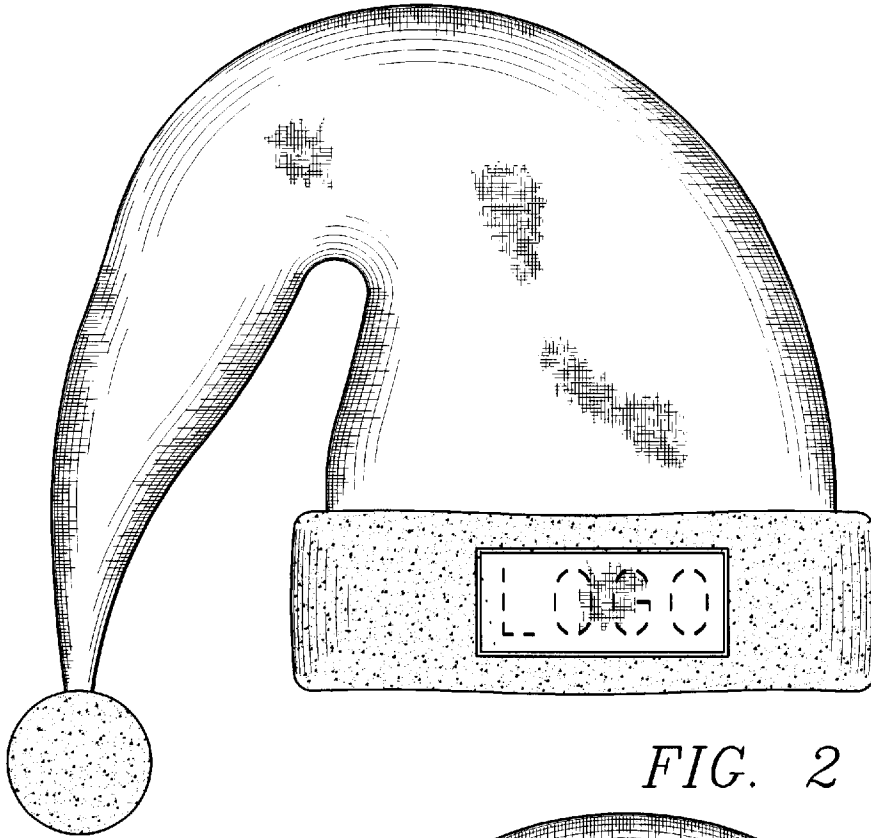


FIG. 2

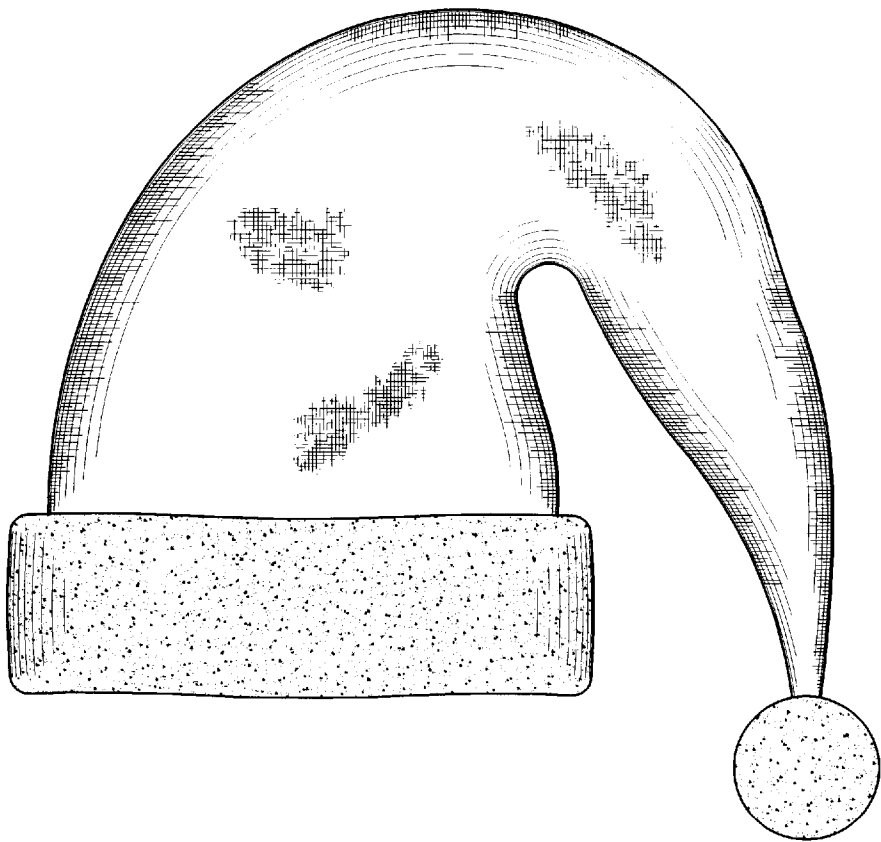


FIG. 3

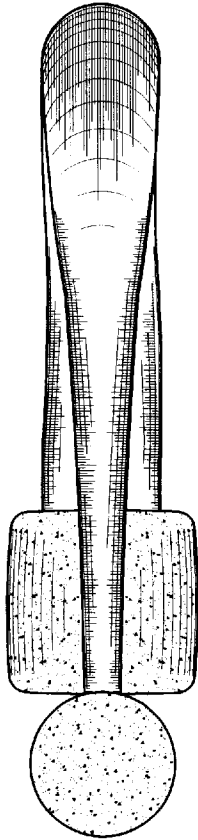


FIG. 4

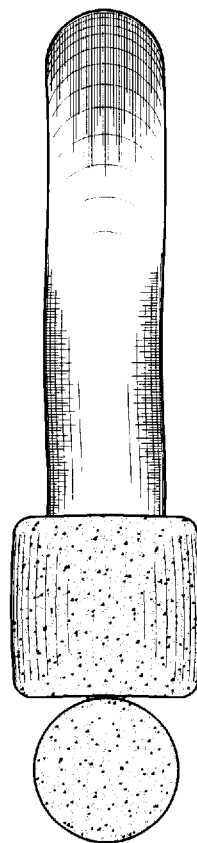


FIG. 5

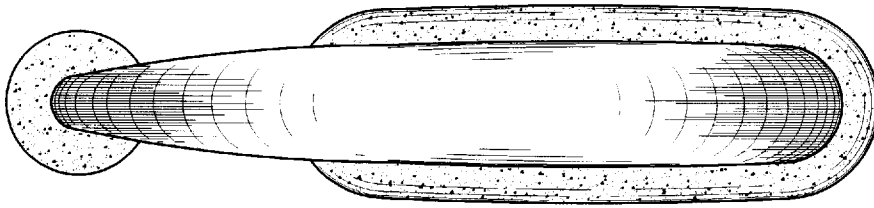


FIG. 6

