



US00D341910S

# United States Patent [19] Plytas

[11] Patent Number: **Des. 341,910**

[45] Date of Patent: **\*\* Nov. 30, 1993**

[54] **COMBINED DENTAL FLOSS AND HOLDER**

3,642,011	2/1972	Thompson	132/323
3,783,883	1/1974	Alexander	132/323
4,162,687	7/1979	Lorch	132/323

[76] Inventor: **Shawn P. Plytas, 646 Jacksonville Rd., Jobestown, N.J. 08041**

*Primary Examiner*—Wallace R. Burke  
*Assistant Examiner*—M. H. Tung  
*Attorney, Agent, or Firm*—Leon Gilden

[\*\*] Term: **14 Years**

[21] Appl. No.: **886,461**

[57] **CLAIM**

[22] Filed: **May 21, 1992**

The ornamental design for a combined dental floss and holder, as shown and described.

[52] U.S. Cl. .... **D28/64**

[58] Field of Search ..... **D28/64; D7/300.2; 132/321-329; 206/388, 63.5**

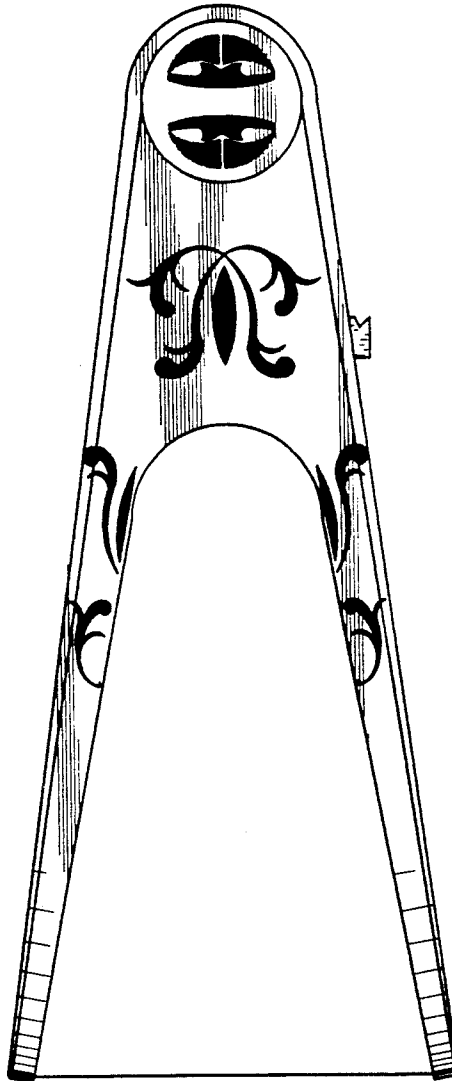
**DESCRIPTION**

[56] **References Cited**

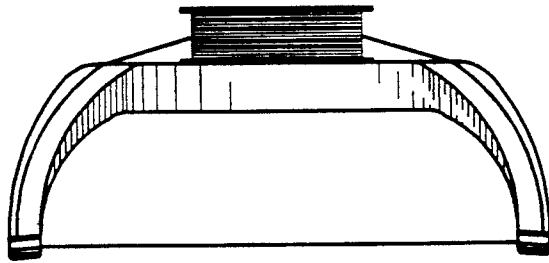
**U.S. PATENT DOCUMENTS**

D. 241,985	10/1976	Chinque	D28/64
D. 294,746	3/1988	Ransom	D28/64
D. 313,091	12/1990	Kuo	D28/64
D. 330,092	10/1992	Starr	D28/64

FIG. 1 is a front elevational view of the combined dental floss and holder showing my new design; FIG. 2 is a rear elevational view thereof; FIG. 3 is a left side elevational view thereof; FIG. 4 is a right side elevational view thereof; FIG. 5 is a top plan view thereof; and, FIG. 6 is a bottom plan view thereof.



*FIG. 1*



*FIG. 2*

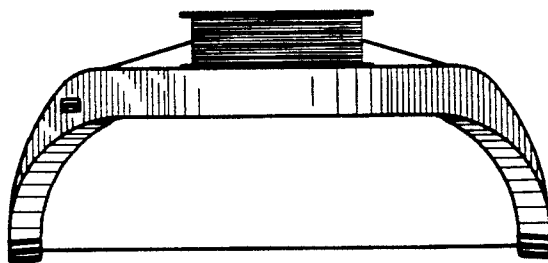


FIG. 3

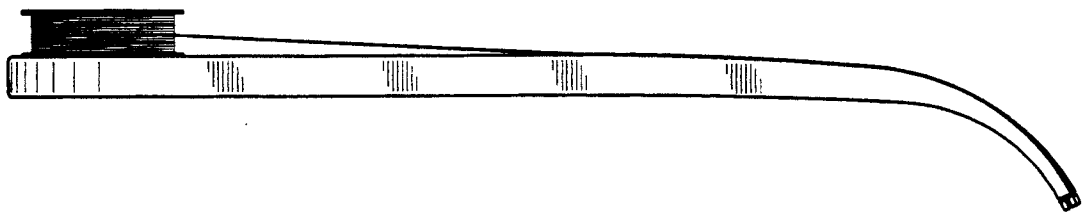


FIG. 4

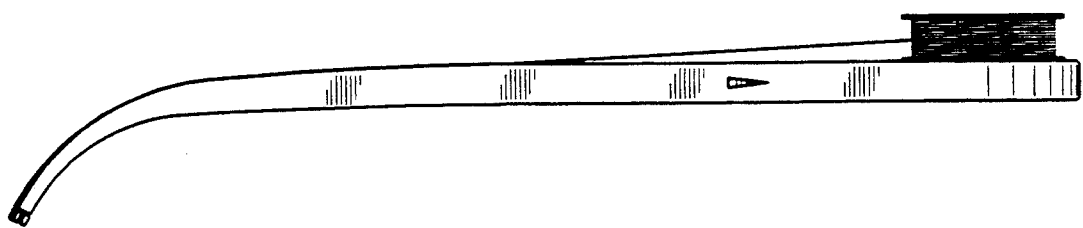


FIG. 5

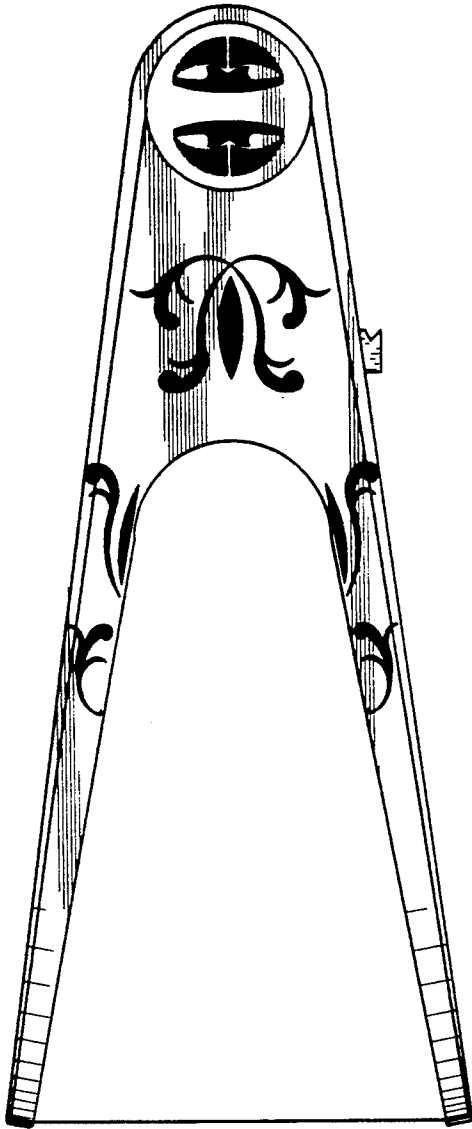


FIG. 6

