



US00RE38259E

(19) **United States**
(12) **Reissued Patent**
Kuchar et al.

(10) **Patent Number:** **US RE38,259 E**
(45) **Date of Reissued Patent:** **Oct. 7, 2003**

(54) **RADIUS LIGHTING TRACK SYSTEM**

(75) Inventors: **James Kuchar**, Fall River, MA (US);
Anthony Donato, Wellesley, MA (US)

(73) Assignee: **Genlyte Thomas Group LLC**,
Louisville, KY (US)

(21) Appl. No.: **29/104,112**

(22) Filed: **Apr. 26, 1999**

Related U.S. Patent Documents

Reissue of:

(64) Patent No.: **Des. 402,964**
Issued: **Dec. 22, 1998**
Appl. No.: **29/052,910**
Filed: **Apr. 8, 1996**

(51) **LOC (6) Cl.** **13-03**
(52) **U.S. Cl.** **D13/155; D26/113; D26/140**
(58) **Field of Search** **D26/60-66, 113,**
D26/140, 155; 362/269, 275, 287, 418,
419, 427; 439/110-122; D13/155

(56) **References Cited**

U.S. PATENT DOCUMENTS

2,441,461 A	*	5/1948	Wayne	439/115
2,617,849 A	*	11/1952	Wright et al.	439/120
4,814,849 A	*	3/1989	Distasio	362/147
5,154,509 A	*	10/1992	Wulfman et al.	362/147
D355,164 S	*	2/1995	Shen	D13/155
D358,803 S	*	5/1995	Shen	D26/155

OTHER PUBLICATIONS

TLS Oval, Progressive Architecture, 4, 1985.*
Targetti dicro, Abitare, Mar. -1987, 1987.*
Alta Lite, sistema Batrack, 1981.*
Altalite, Targetti Sankey, 12, Dec. -1982.*
Armetide, Progressive Architecture, Mar. -1985.*

* cited by examiner

Primary Examiner—Jennifer Rivard

(74) *Attorney, Agent, or Firm—Middleton Reutlinger*

(57) **CLAIM**

The ornamental design for a lighting fixture track system, as shown and described.

DESCRIPTION

FIG. 1 is a front perspective view of the lighting fixture track system;

FIG. 2 is a rear perspective view of the lighting fixture track system;

FIG. 3 is a first side elevational view of the lighting fixture track system;

FIG. 4 is a second side elevational view of the lighting fixture track system;

FIG. 5 is a third side elevational view of the lighting fixture track system;

FIG. 6 is a fourth side elevational view of the lighting fixture track system;

FIG. 7 is a plan view of the lighting fixture track system;

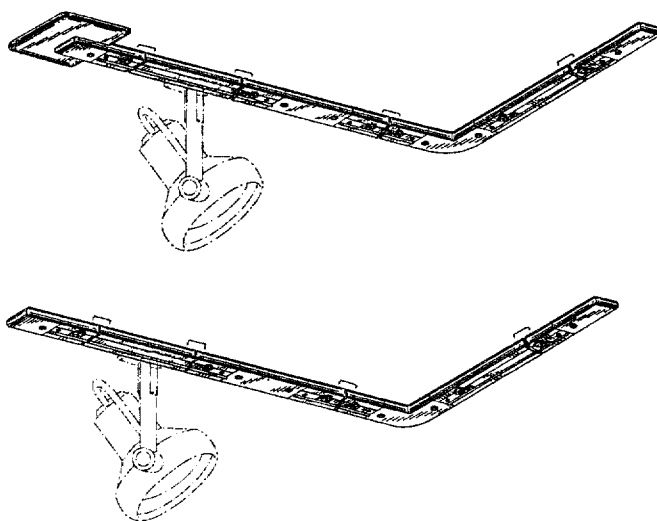
FIG. 8 is a perspective view of a second embodiment of the lighting fixture track system, the second embodiment differing from the first only by the omission of the square plate from the end of the track; and,

FIGS. 9-11 are enlarged, fragmentary perspective views of portions of the track common to both embodiments, the track being fragmentarily shown for convenience of illustration.

The track is broken away in FIGS. 1 through 9 to indicate indeterminate length. The track light is shown in broken lines for illustrative purposes only and forms no part of the claimed design.

1 Claim, 7 Drawing Sheets

Matter enclosed in heavy brackets [] appears in the original patent, but forms no part of this reissue; matter printed in italics indicates the additions made by reissue.



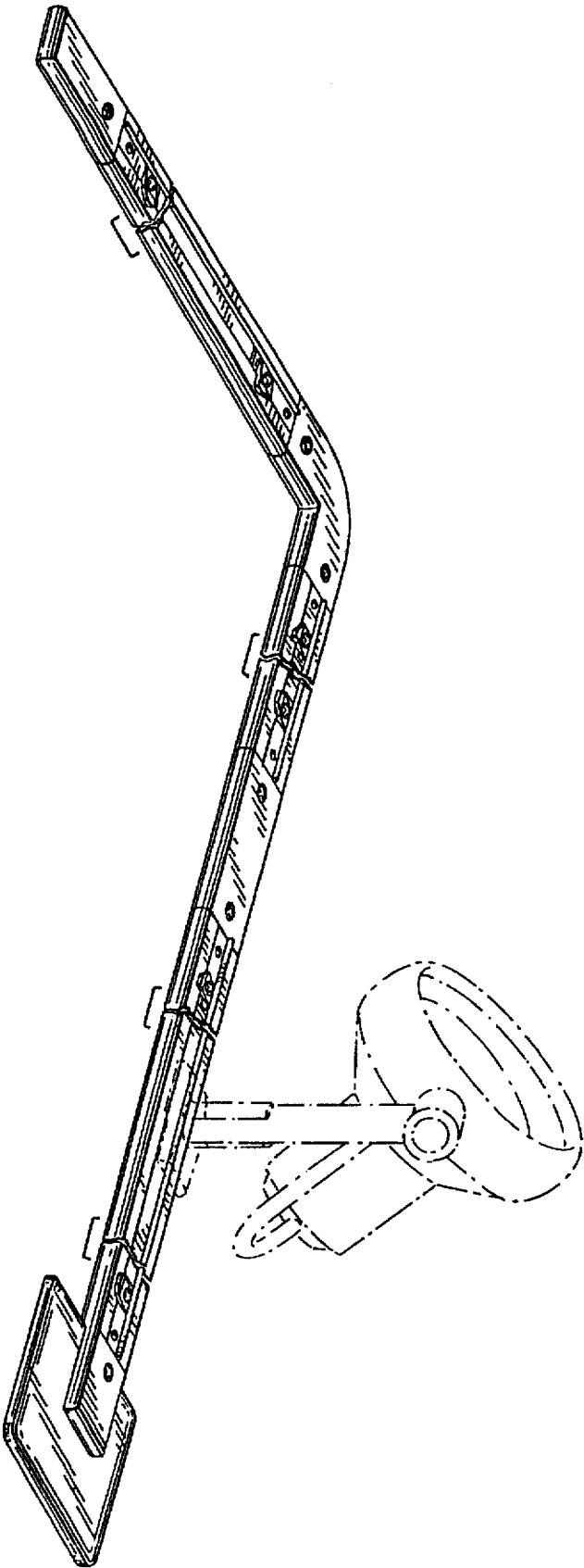


FIG. 1
AMENDED

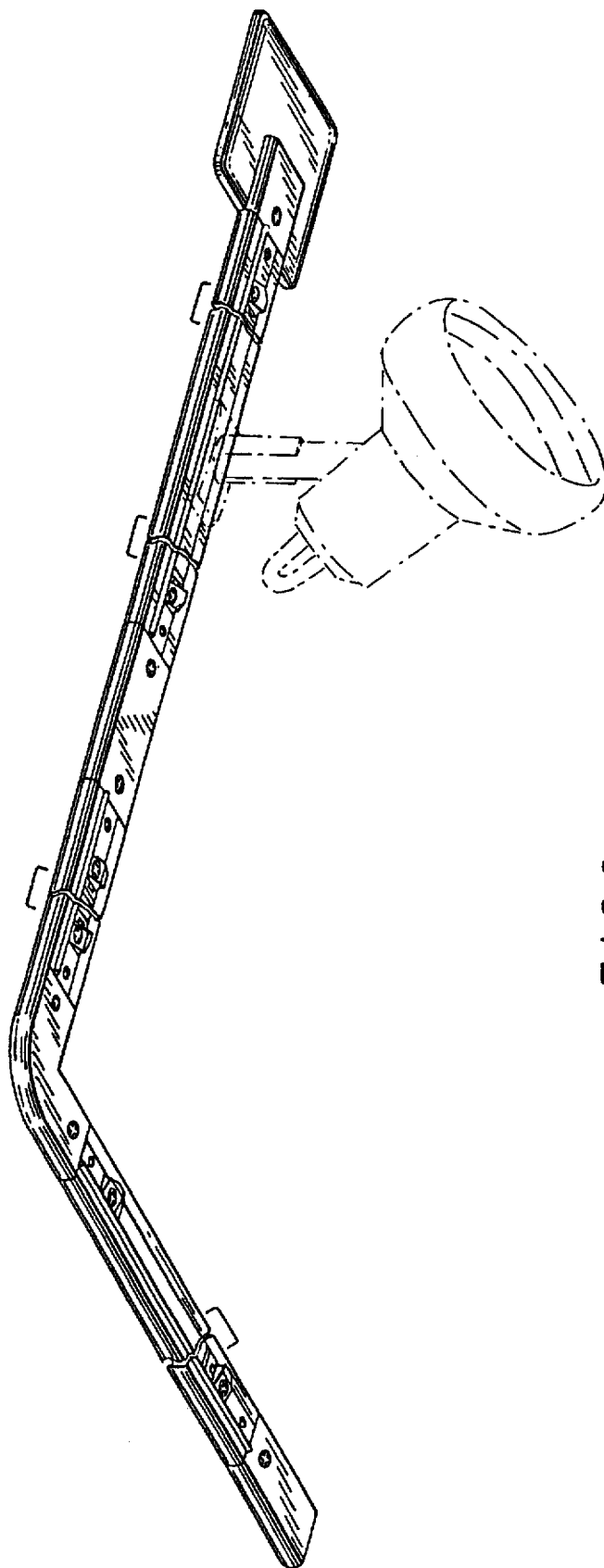


FIG.2
AMENDED



FIG. 3



FIG. 4



FIG. 5



FIG. 6

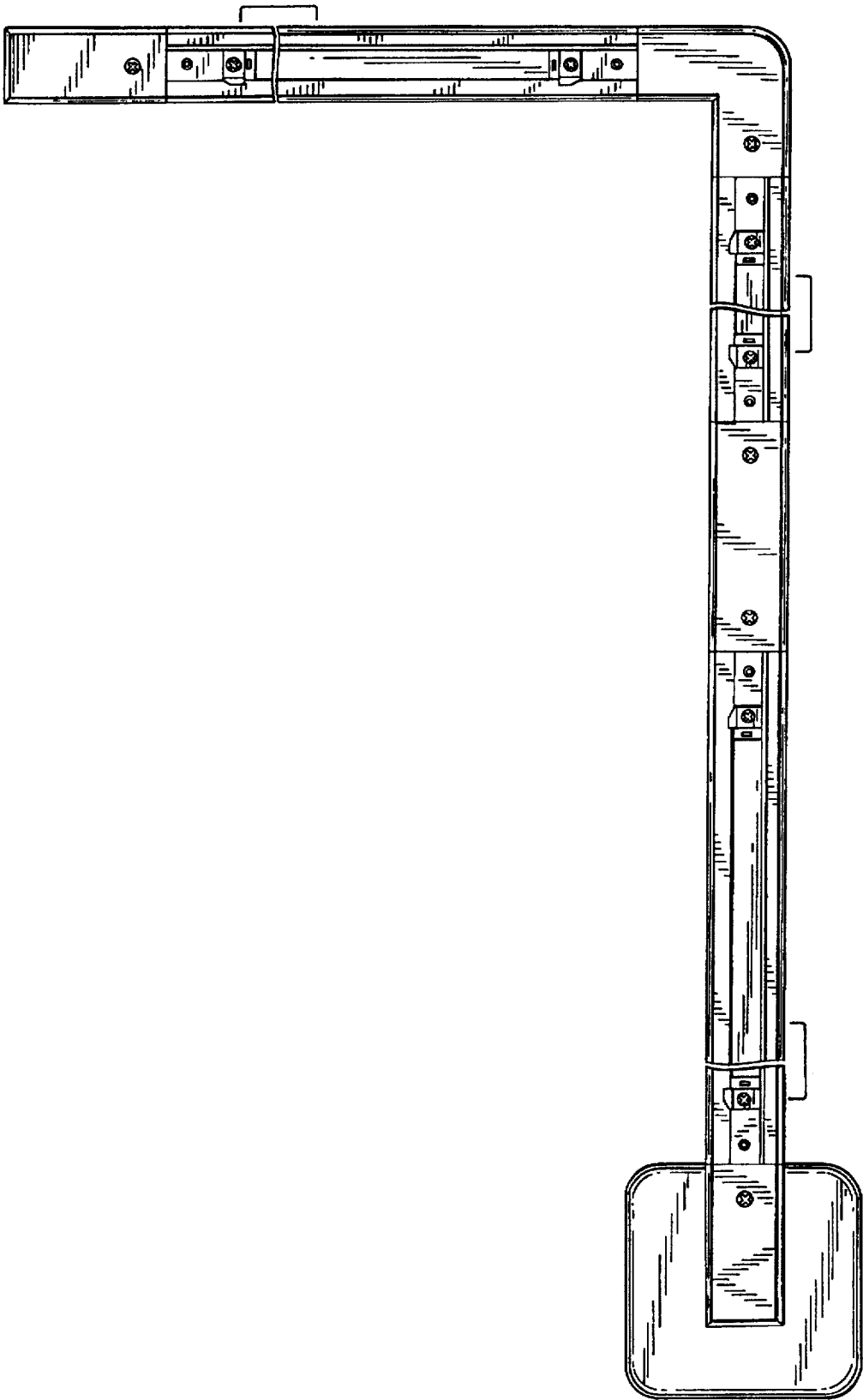


FIG. 7

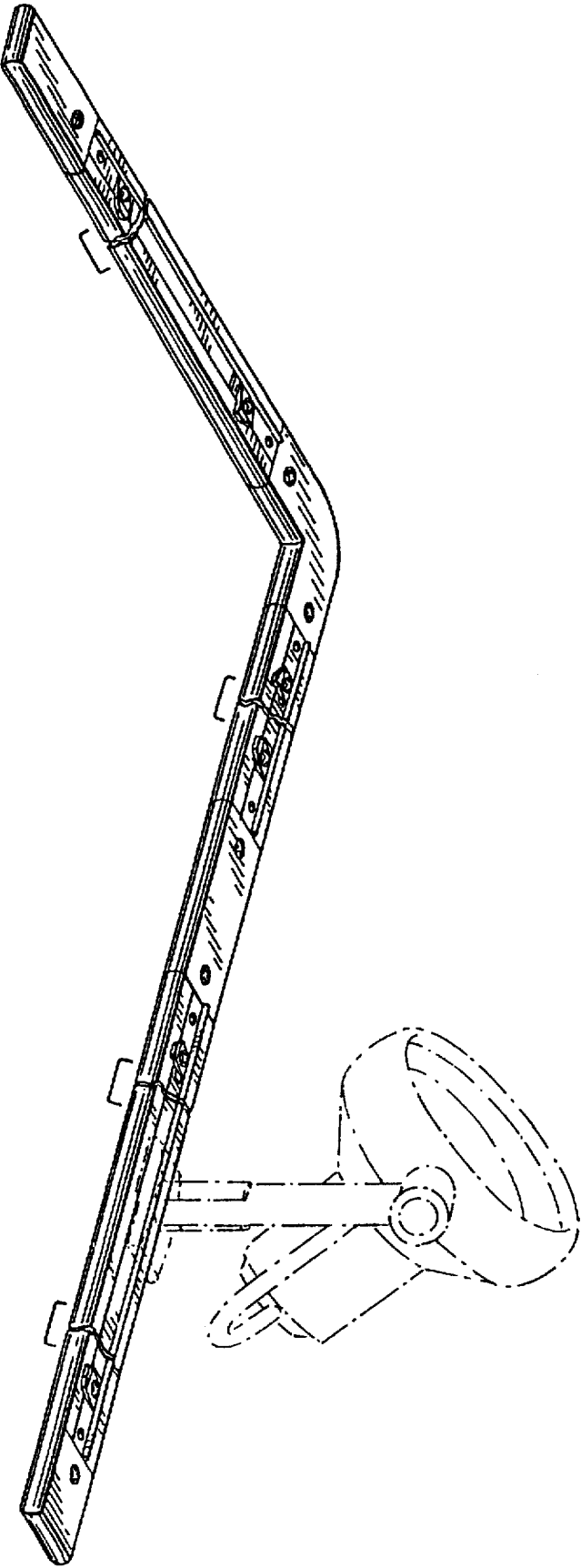
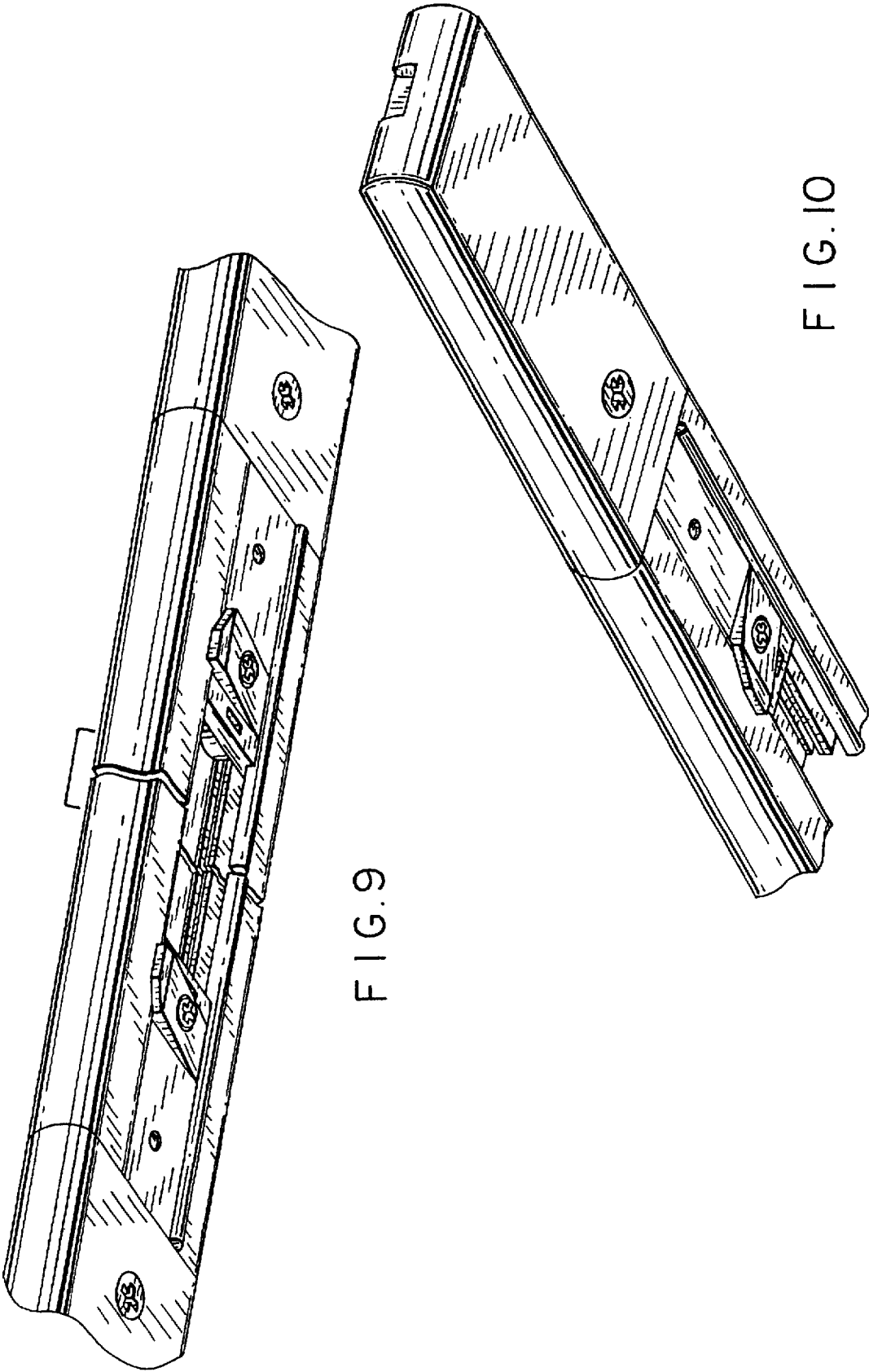


FIG. 8
AMENDED



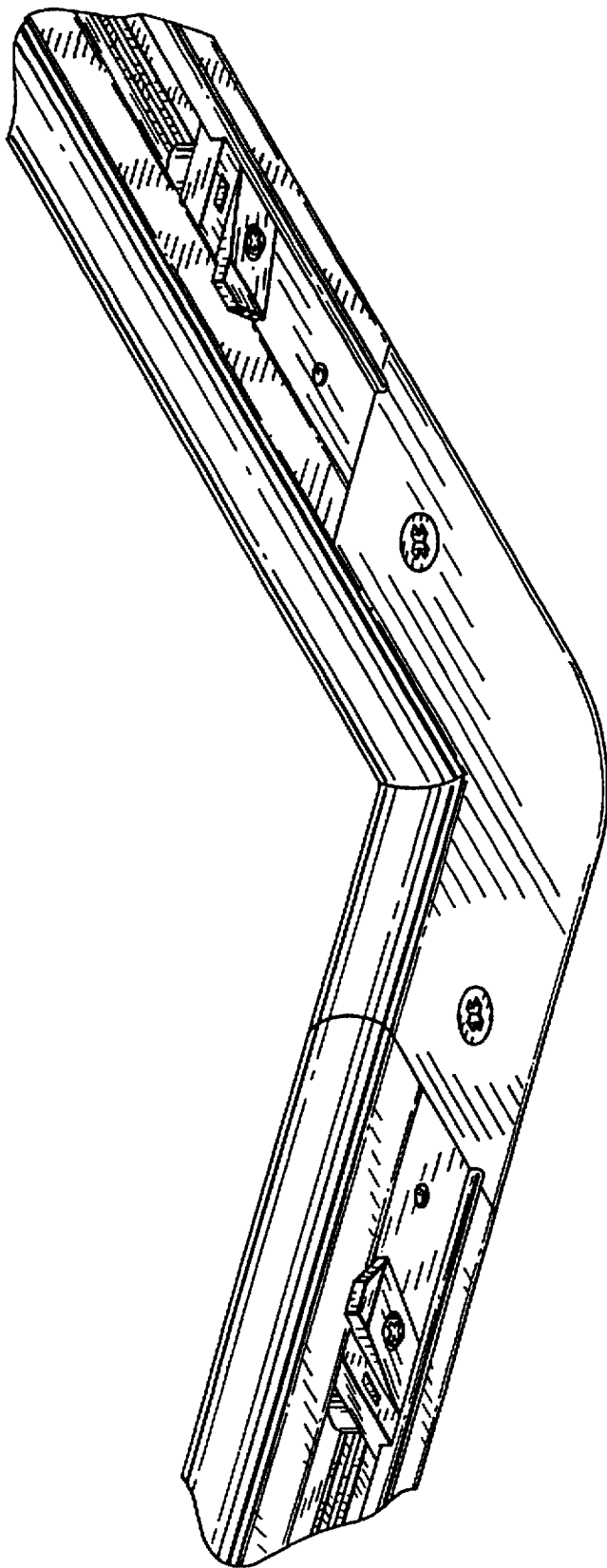


FIG. II