

[54] **LUMINAIRE**

[75] Inventors: **William T. Gendron**, San Ramon; **William J. Rapp**, Hayward; **Frederic L. Green**, San Leandro; **Katsuhiro Unoki**, El Cerrito; **Robert J. Gaskins**, Pleasanton, all of Calif.

[73] Assignee: **Gardco Manufacturing, Inc.**, San Leandro, Calif.

[**] Term: **14 Years**

[21] Appl. No.: **662,458**

[22] Filed: **Oct. 15, 1984**

[52] U.S. Cl. **D26/67**

[58] Field of Search 362/362, 310, 311, 297, 362/431; D26/67-71, 88, 85, 107

[56] **References Cited**

U.S. PATENT DOCUMENTS

- D. 47,997 10/1915 Guth et al. D26/67 X
- D. 167,081 6/1952 Huegel D26/88
- D. 199,999 1/1965 Simon D26/67
- D. 213,393 2/1969 Clark et al. D26/67

D. 224,691 8/1972 Duern et al. D26/107

FOREIGN PATENT DOCUMENTS

635418 1/1962 Canada 362/431

OTHER PUBLICATIONS

General Electric Area Lighting Guide, 1962, p. 27, FIG. 3, Bracket.

Primary Examiner—Susan J. Lucas

Attorney, Agent, or Firm—Townsend and Townsend

[57] **CLAIM**

The ornamental design for a luminaire, as shown and described.

DESCRIPTION

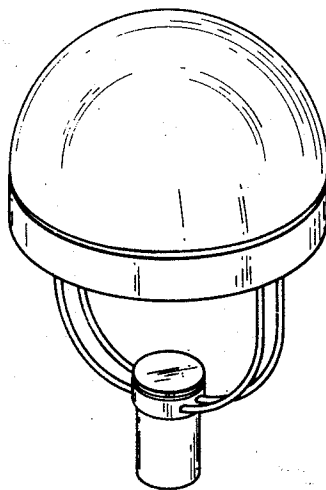
FIG. 1 is a top perspective view of the luminaire showing our new design;

FIG. 2 is a top plan view thereof;

FIG. 3 is an end elevational view thereof, the opposite end being a mirror image;

FIG. 4 is a side elevational view thereof, the opposite side being a mirror image;

FIG. 5 is a bottom plan view thereof.



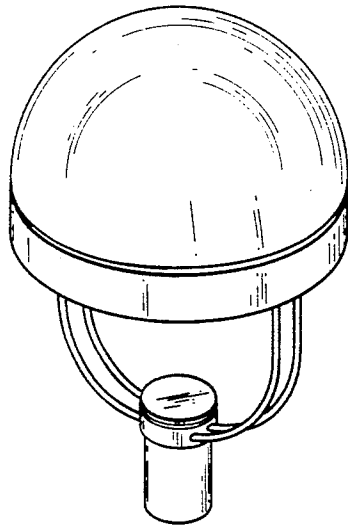


FIG _ 1

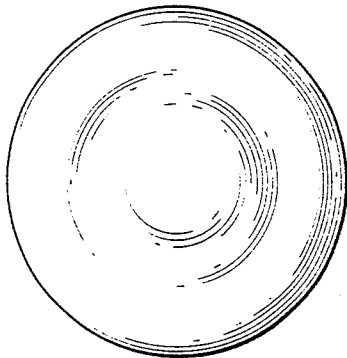


FIG _ 2

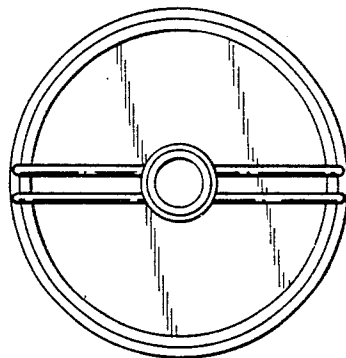


FIG _ 5

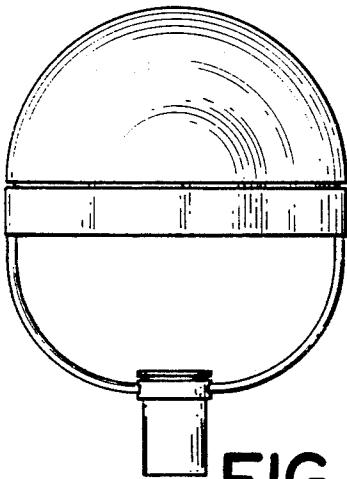


FIG _ 3

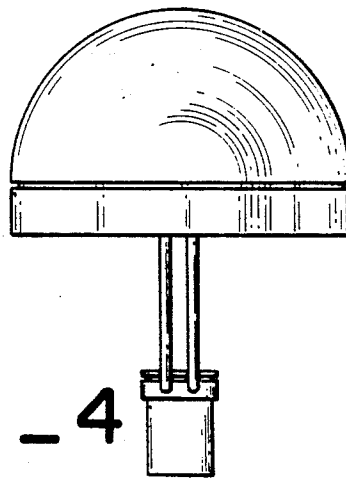


FIG _ 4