



US00D764121S

(12) **United States Design Patent**
Choi et al.

(10) **Patent No.:** **US D764,121 S**

(45) **Date of Patent:** **** Aug. 16, 2016**

(54) **WASHING MACHINE**

(71) Applicant: **Samsung Electronics Co., Ltd.**,
Suwon-si, Gyeonggi-do (KR)

(72) Inventors: **Hyong-Sub Choi**, Goyang-si (KR);
Deok-Sang Yun, Ansan-si (KR)

(73) Assignee: **SAMSUNG ELECTRONICS CO., LTD.** (KR)

(**) Term: **15 Years**

(21) Appl. No.: **29/530,929**

(22) Filed: **Jun. 22, 2015**

(30) **Foreign Application Priority Data**

Dec. 22, 2014 (KR) 30-2014-0062377

(51) **LOC (10) Cl.** **15-05**

(52) **U.S. Cl.**
USPC **D32/6**

(58) **Field of Classification Search**
USPC D32/1, 5-6, 8, 25, 28, 29
CPC ... D06F 33/02; D06F 39/02; D06F 2204/065;
D06F 25/00; D06F 35/006
See application file for complete search history.

(56) **References Cited**

U.S. PATENT DOCUMENTS

D300,279	S	*	3/1989	Umehara	D32/6
D313,679	S	*	1/1991	Sakamoto	D32/6
5,469,593	A	*	11/1995	Cuthbert	D06F 37/302
						68/140
5,875,655	A	*	3/1999	Herman-Latack	D06F 39/026
						222/166
D446,890	S	*	8/2001	Cho	D32/6
D470,632	S	*	2/2003	Oda	D32/6
D503,835	S	*	4/2005	Oda	D32/6
D516,258	S	*	2/2006	Matsusaki	D32/1

D519,692	S	*	4/2006	Jun	D32/6
7,073,356	B2	*	7/2006	Nakamura	D06F 37/10
						68/12.26
D541,491	S	*	4/2007	Jun	D32/6
D597,712	S	*	8/2009	Jeon	D32/6
D599,509	S	*	9/2009	Jeon	D32/6
D709,657	S	*	7/2014	Shin	D32/25
D732,762	S	*	6/2015	Joo	D32/6
D733,372	S	*	6/2015	Song	D32/6
D738,582	S	*	9/2015	Chung	D32/6
D744,177	S	*	11/2015	Jung	D32/6

FOREIGN PATENT DOCUMENTS

CN	300928609	5/2009
CN	301394096	11/2010
CN	301617600	7/2011
CN	301617602	7/2011
JP	1223419	11/2004

* cited by examiner

Primary Examiner — Michael A. Pratt

Assistant Examiner — Michelle E Wilson

(74) *Attorney, Agent, or Firm* — Cantor Colburn LLP

(57) **CLAIM**

The ornamental design for a washing machine, as shown and described.

DESCRIPTION

FIG. 1 is a perspective view of a washing machine, showing our new design;

FIG. 2 is a front view thereof;

FIG. 3 is a rear view thereof;

FIG. 4 is a side view thereof;

FIG. 5 is another side view thereof;

FIG. 6 is a top view thereof; and,

FIG. 7 is a bottom view thereof.

The evenly-dashed broken lines in the drawings illustrate the portions of the washing machine that form no part of the claimed design.

1 Claim, 7 Drawing Sheets

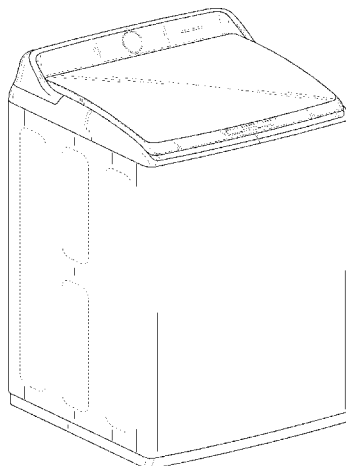


FIG. 1

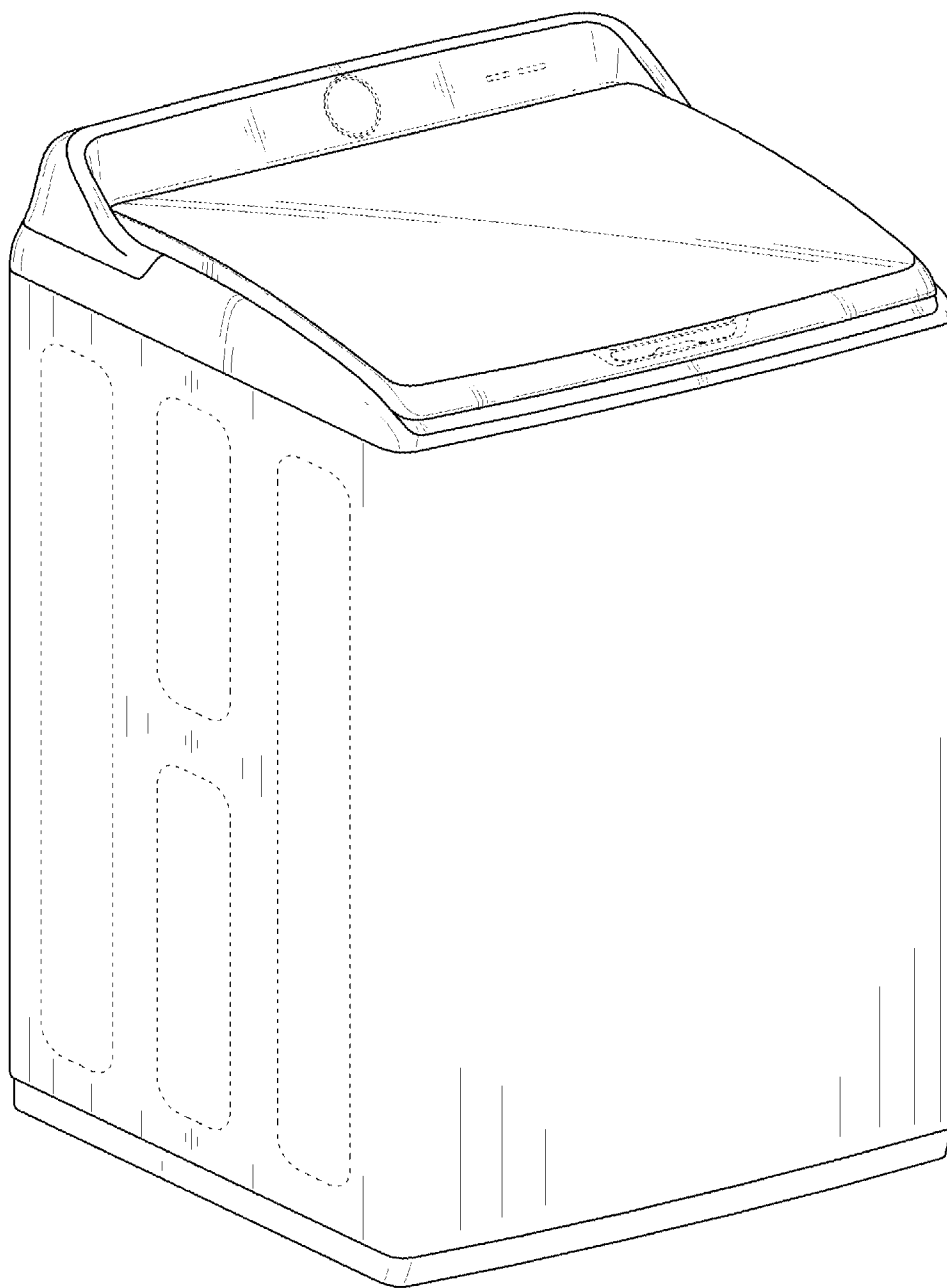


FIG. 2




FIG. 3




FIG. 4

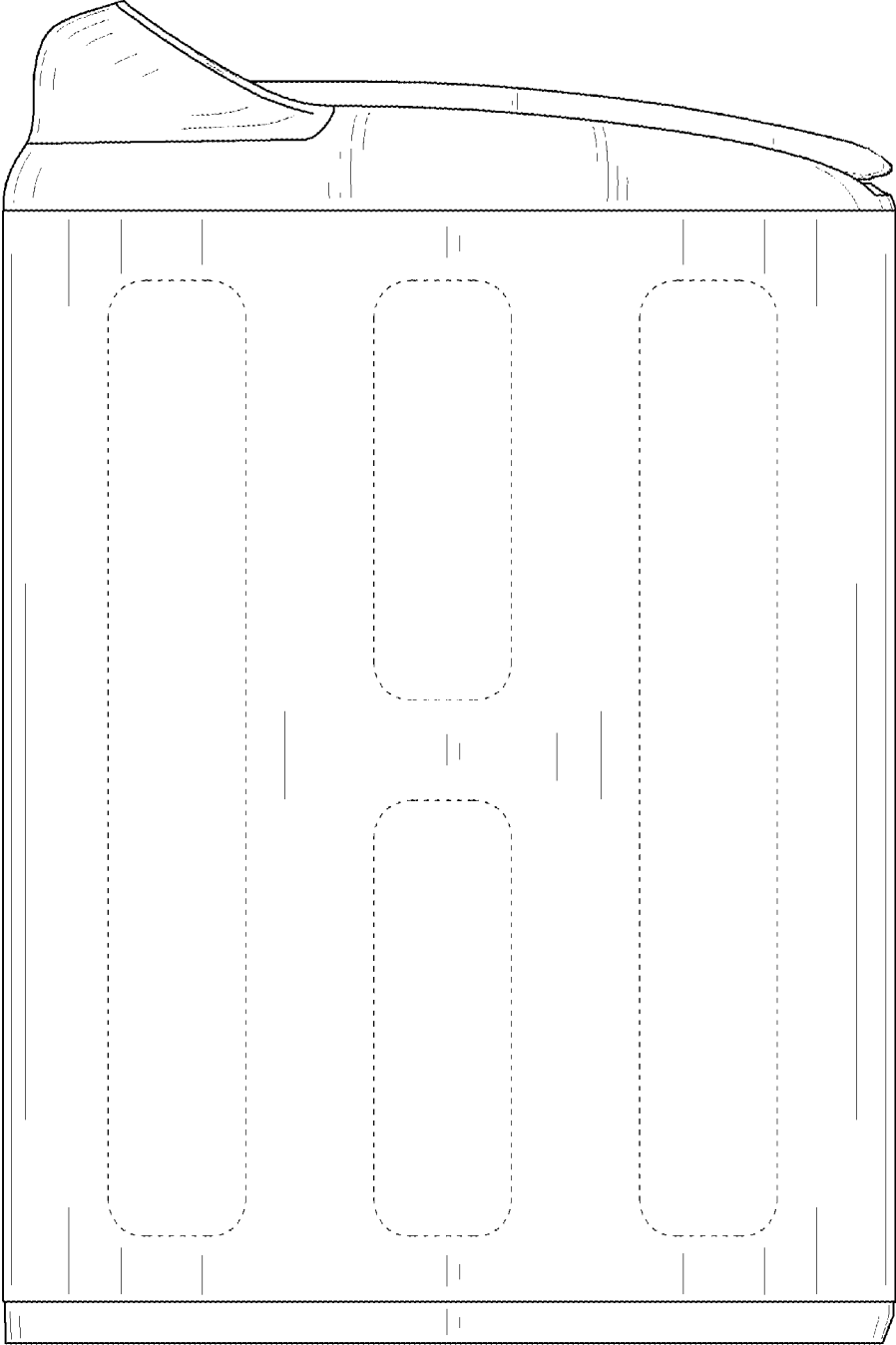


FIG. 5

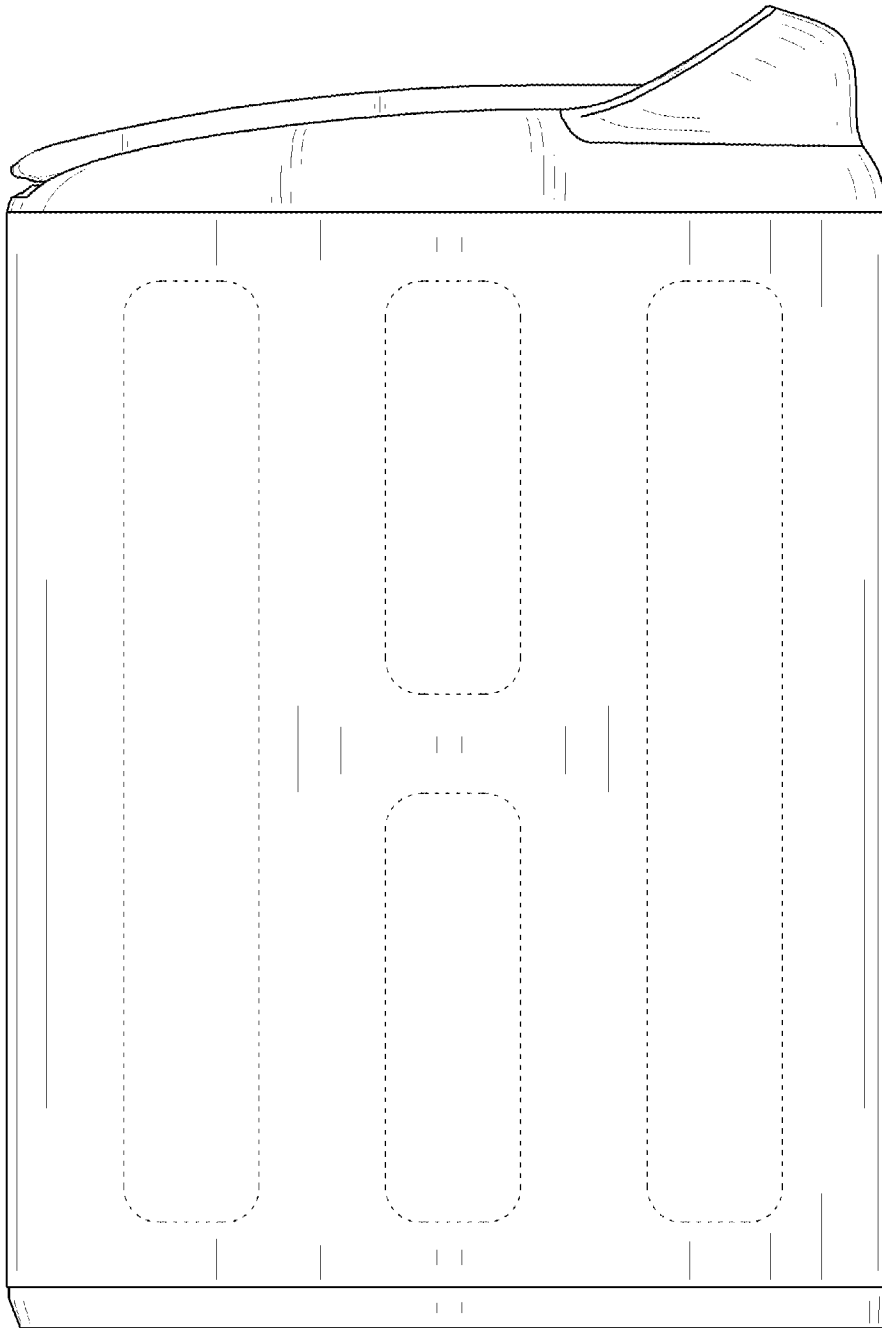


FIG. 6

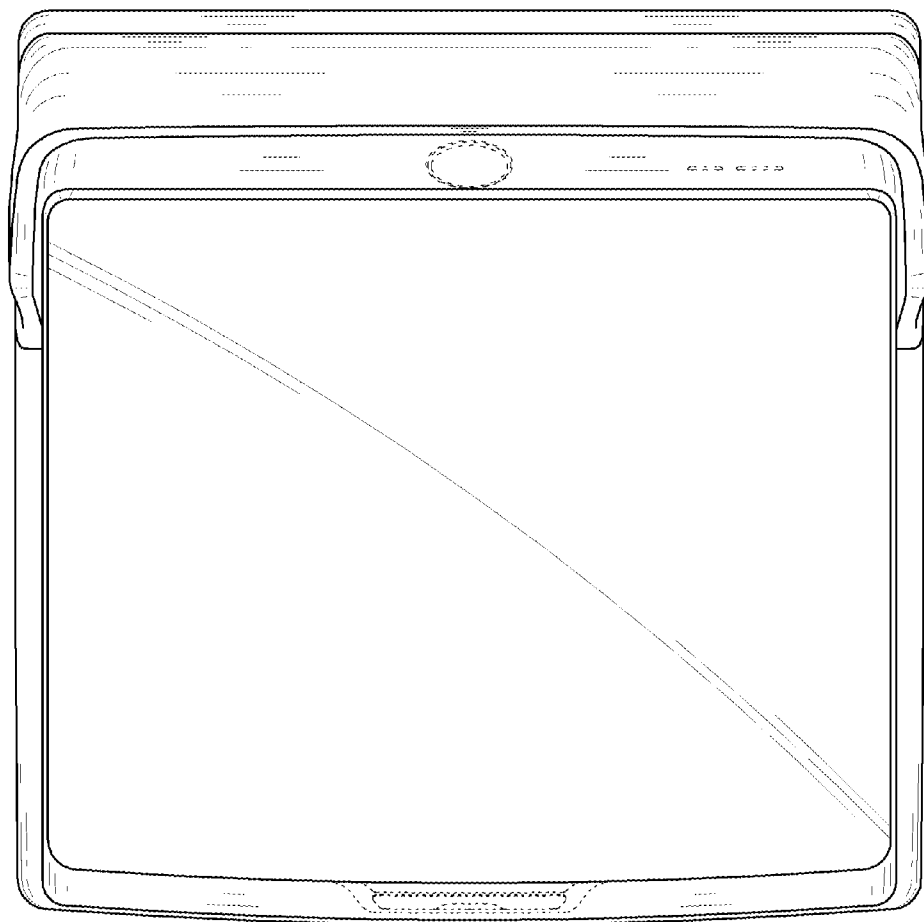


FIG. 7

