



US00D719621S

(12) **United States Design Patent**  
**Song**

(10) **Patent No.:** **US D719,621 S**

(45) **Date of Patent:** **\*\* Dec. 16, 2014**

(54) **ROBOT BODY**

(71) Applicant: **Se Kyong Song**, Seongnam-si (KR)

(72) Inventor: **Se Kyong Song**, Seongnam-si (KR)

(\*\*) Term: **14 Years**

(21) Appl. No.: **29/465,253**

(22) Filed: **Aug. 26, 2013**

(51) **LOC (10) Cl.** ..... **21-01**

(52) **U.S. Cl.**

USPC ..... **D21/606; D21/578**

(58) **Field of Classification Search**

USPC ..... D6/598; D11/158; D21/576-585,  
D21/606-608; 446/72-73, 97-98, 268, 369;  
D30/160; D14/159

See application file for complete search history.

(56) **References Cited**

**U.S. PATENT DOCUMENTS**

D419,209	S	*	1/2000	Hampton et al.	.....	D21/584
6,558,225	B1	*	5/2003	Rehkemper et al.	.....	446/484
D532,456	S	*	11/2006	Wu	.....	D21/576
7,766,716	B2	*	8/2010	Fong et al.	.....	D21/595

D624,610	S	*	9/2010	Wu et al.	.....	D21/578
D636,445	S	*	4/2011	Avery et al.	.....	D21/576
D639,353	S	*	6/2011	Stibolt	.....	D21/578
D647,146	S	*	10/2011	Islava	.....	D21/576
D662,155	S	*	6/2012	Yu	.....	D21/578
D681,134	S	*	4/2013	Lee	.....	D21/578

\* cited by examiner

*Primary Examiner* — Sandra Morris

(74) *Attorney, Agent, or Firm* — IP Attorneys Group

(57) **CLAIM**

The ornamental design for a robot body, as shown and described.

**DESCRIPTION**

FIG. 1 is a perspective view of a robot body in accordance with the new design;

FIG. 2 is a front view thereof;

FIG. 3 is a back view thereof;

FIG. 4 is a left side view thereof;

FIG. 5 is a right side view thereof; and,

FIG. 6 is a top view thereof.

**1 Claim, 6 Drawing Sheets**





FIG. 1




FIG. 2




FIG. 3




FIG. 4




FIG. 5



FIG. 6