



US00D605406S

(12) **United States Design Patent**  
**Wagner**

(10) **Patent No.:** **US D605,406 S**

(45) **Date of Patent:** **\*\* Dec. 8, 2009**

(54) **3 SIDED FINGER BRUSH FOR ORAL  
HYGIENE**

(76) Inventor: **Eugene Carl Wagner**, 1626 Chastain  
Pkw., East, Pacific Palisades, CA (US)  
90272

(\*\*) Term: **14 Years**

(21) Appl. No.: **29/315,006**

(22) Filed: **Jun. 5, 2009**

(51) **LOC (9) Cl.** ..... **04-02**

(52) **U.S. Cl.** ..... **D4/103**

(58) **Field of Classification Search** ..... D4/103;  
D24/146, 147, 152; D29/113, 114; 2/163;  
15/104.94, 227; 401/7; 433/141, 142, 216;  
601/136-139

See application file for complete search history.

(56) **References Cited**

**U.S. PATENT DOCUMENTS**

1,833,555	A *	11/1931	Bell et al.	15/188
2,077,540	A *	4/1937	Welker	401/7
D313,317	S *	1/1991	Brunner et al.	D4/103
5,765,252	A *	6/1998	Carr	15/104.94
5,826,599	A *	10/1998	Adams	132/308
6,254,390	B1 *	7/2001	Wagner	433/216
D459,808	S *	7/2002	Safieh	D24/152

D495,803	S *	9/2004	Gough et al.	D24/211
D595,508	S *	7/2009	Wagner	D4/103
D598,103	S *	8/2009	Wagner	D24/152

\* cited by examiner

*Primary Examiner*—Melanie H Tung

*Assistant Examiner*—Lavone D Tabor

(57) **CLAIM**

The ornamental design for a 3 sided finger brush for oral hygiene, as shown and described.

**DESCRIPTION**

FIG. 1 is a frontal view of the 3 sided finger brush for oral hygiene showing my new design

FIG. 2 is a bottom view of the invention

FIG. 3 is a top view of the invention

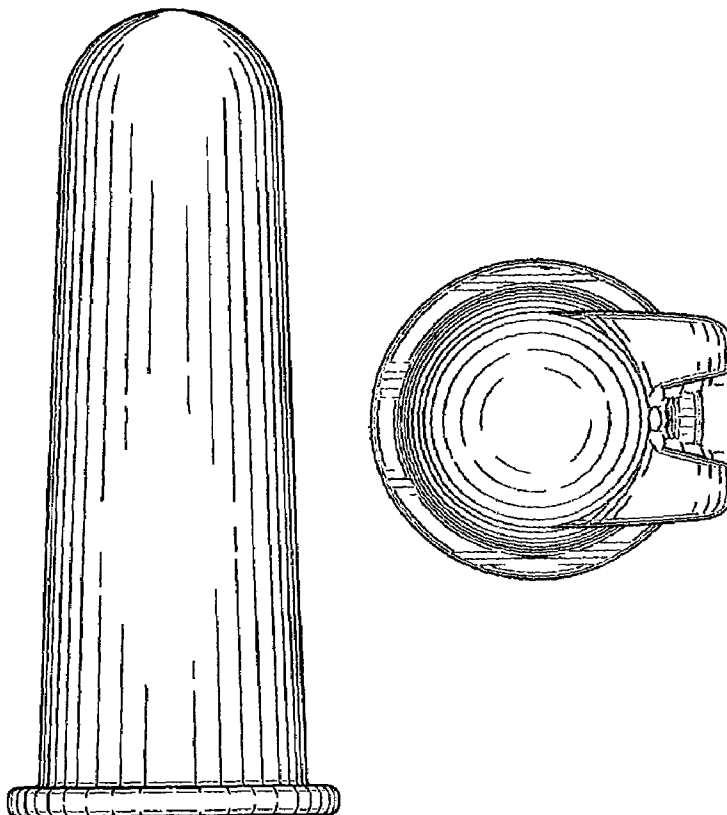
FIG. 4 is a side view of the invention

FIG. 5 is a frontal view of the invention; and,

FIG. 6 is a rear view of the invention.

FIG. 1 is shown on a reduced scale and the broken line showing of a user's hand therein is for illustrative purpose only and forms no part of the claimed design. The broken lines showing a series of bumps illustrate portions of the finger brush that form no part of the claimed design.

**1 Claim, 3 Drawing Sheets**



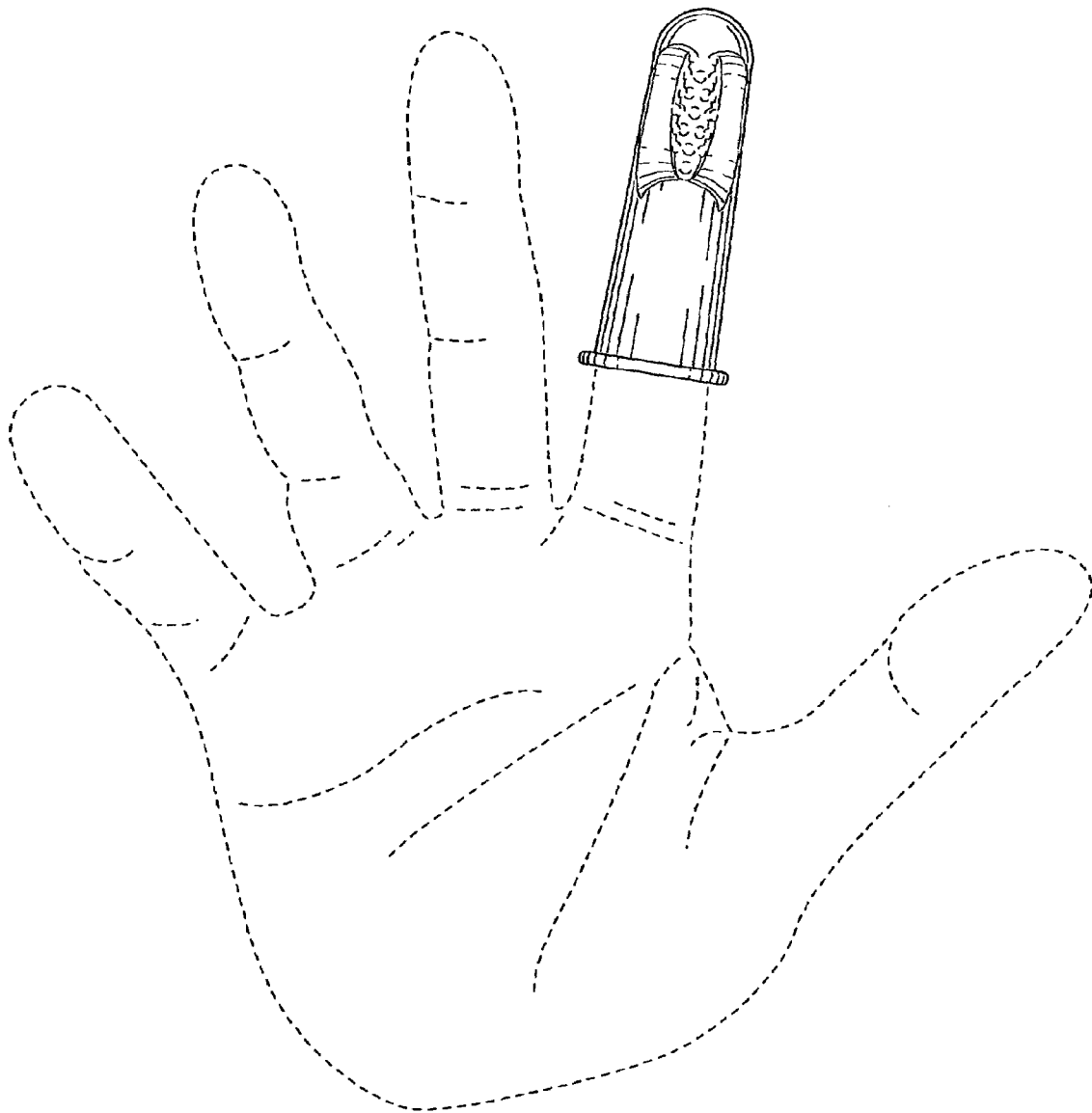


FIG. 1

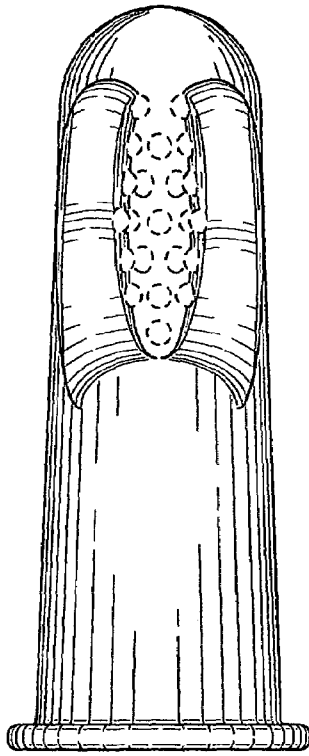


FIG. 2

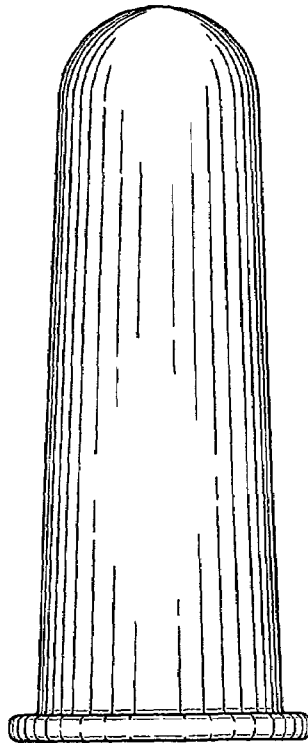


FIG. 3

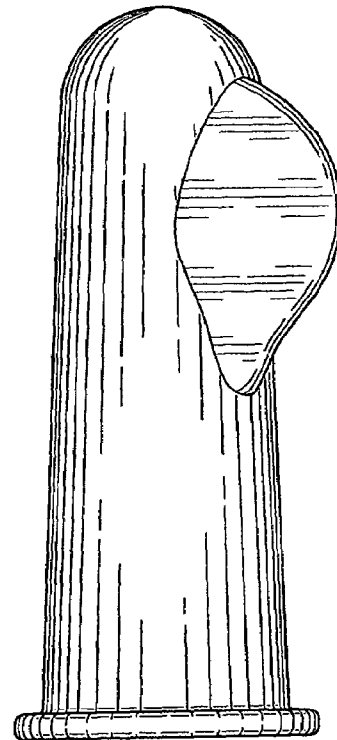


FIG. 4

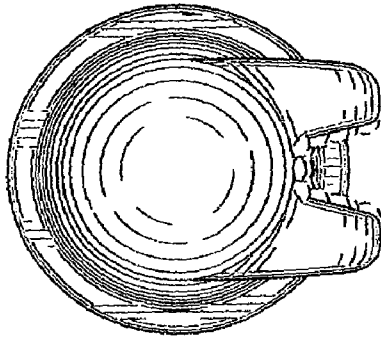


FIG. 5

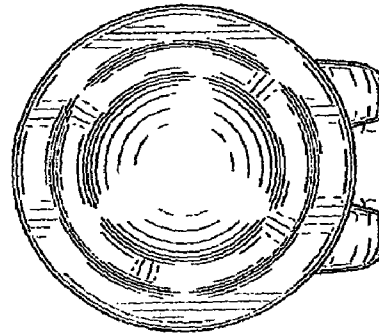


FIG. 6