(12) STANDARD PATENT (11) Application No. **AU 2018269348 B2**
(19) AUSTRALIAN PATENT OFFICE

(54) Title
Histone deacetylases (HDACs) inhibitors

(51) International Patent Classification(s)
C07D 239/91 (2006.01) ***C07D 239/88*** (2006.01)
A61K 31/517 (2006.01) ***C07D 239/96*** (2006.01)

(21) Application No: **2018269348** (22) Date of Filing: **2018.05.15**

(87) WIPO No: **WO18/213364**

(30) Priority Data

(31) Number	(32) Date	(33) Country
62/507,196	**2017.05.16**	**US**

(43) Publication Date: **2018.11.22**
(44) Accepted Journal Date: **2020.12.24**

(71) Applicant(s)
Annji Pharmaceutical Co., Ltd.

(72) Inventor(s)
Chern, Ji-Wang;Yu, Chao-Wu;Liu, Jia-Rong;Ho, Yi-Hsun;Wu, Chia-Yu;Huang, Chan-Hui;Hung, Pei-Yun

(74) Agent / Attorney
AJ PARK, GPO Box 2513, Sydney, NSW, 2001, AU

(56) Related Art
WO 2012178208 A2
WO 2017142883 A1
US 20120094997 A1
US 20150196563 A1

(12) INTERNATIONAL APPLICATION PUBLISHED UNDER THE PATENT COOPERATION TREATY (PCT)

(19) World Intellectual Property Organization
International Bureau

(43) International Publication Date
22 November 2018 (22.11.2018)

WIPO | PCT

(10) International Publication Number
WO 2018/213364 A1

(51) International Patent Classification:
A61K 31/517 (2006.01) *C07D 239/91* (2006.01)
C07D 239/88 (2006.01) *C07D 239/96* (2006.01)

(21) International Application Number:
PCT/US2018/032848

(22) International Filing Date:
15 May 2018 (15.05.2018)

(25) Filing Language: English

(26) Publication Language: English

(30) Priority Data:
62/507,196 16 May 2017 (16.05.2017) US

(71) Applicant: **ANNJI PHARMACEUTICAL CO., LTD.** ; 5F., No. 25-1, Sec. 4, Ren-Ai Rd., Da-An Dist., Taipei City, Taiwan 10685 (CN).

(71) Applicant *(for ZA only)*: **HEALTHBANKS BIOTECH USA INC.** [US/US]; 185 Technology Dr., 150, Irvine, California 92618 (US).

(72) Inventors: **CHERN, Ji-Wang**; Rm. 301, No. 33, Linsen S. Rd., Zhongzheng Dist., Taipei City, Taiwan 100 (CN). **YU, Chao-Wu**; Rm. 301, No. 33, Linsen S. Rd., Zhongzheng Dist., Taipei City, Taiwan 100 (CN). **LIU, Jia-Rong**; Rm. 301, No. 33, Linsen S. Rd., Zhongzheng Dist., Taipei City, Taiwan 100 (CN). **HO, Yi-Hsun**; Rm. 301, No. 33, Linsen S. Rd., Zhongzheng Dist., Taipei City, Taiwan 100 (CN). **WU, Chia-Yu**; Rm. 301, No. 33, Linsen S. Rd., Zhongzheng Dist., Taipei City, Taiwan 100 (CN). **HUANG, Chan-Hui**; Rm. 301, No. 33, Linsen S. Rd., Zhongzheng Dist., Taipei City, Taiwan 100 (CN).

(74) Agent: **SAUNDERS, Hsiu-Ming**; IPC INTELLECTUAL PROPERTY CONNECTIONS, INC., 3346 Ramona Street, Palo Alto, California 94306 (US).

(81) Designated States *(unless otherwise indicated, for every kind of national protection available)*: AE, AG, AL, AM,

(54) Title: HISTONE DEACETYLASES (HDACS) INHIBITORS

FIG. 5

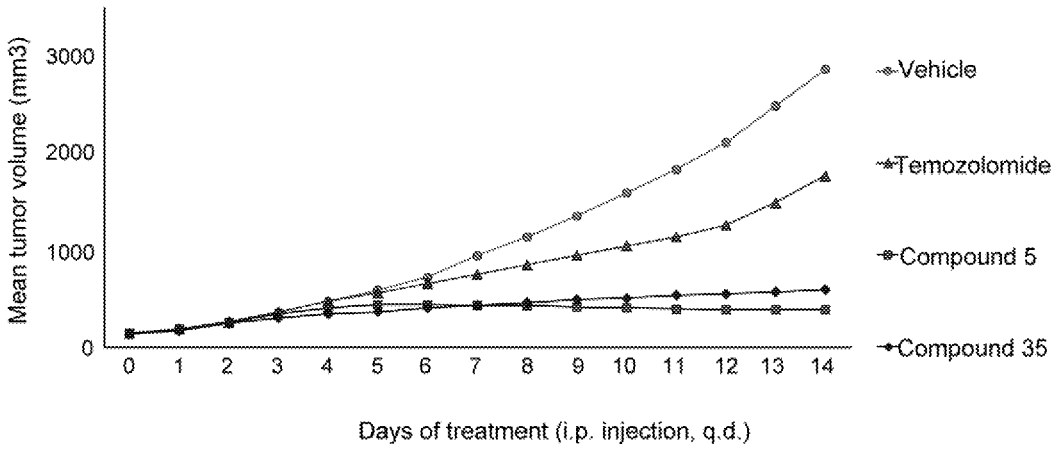

(57) Abstract: Histone deacetylases (HDACs) inhibitors are disclosed. The HDACs inhibitors possess cytotoxicities to various cancer cell lines. They are useful for treating a tumor associated with deregulation of the activity of histone deacetylases in a subject in need thereof, in one embodiment, the HDACs inhibitors of the invention are useful for treating glioma, breast cancer, colon cancer, targe cell lung cancer, adenocarcinoma of the lung, small cell lung cancer, stomach cancer, liver cancer, ovary adenocarcinoma, pancreas carcinoma, prostate carcinoma, promyiocytic leukemia, chronic myelocytic leukemia, or acute lymphocytic leukemia in a subject in need thereof.

WO 2018/213364 A1

[Continued on next page]

AO, AT, AU, AZ, BA, BB, BG, BH, BN, BR, BW, BY, BZ, CA, CH, CL, CN, CO, CR, CU, CZ, DE, DJ, DK, DM, DO, DZ, EC, EE, EG, ES, FI, GB, GD, GE, GH, GM, GT, HN, HR, HU, ID, IL, IN, IR, IS, JO, JP, KE, KG, KH, KN, KP, KR, KW, KZ, LA, LC, LK, LR, LS, LU, LY, MA, MD, ME, MG, MK, MN, MW, MX, MY, MZ, NA, NG, NI, NO, NZ, OM, PA, PE, PG, PH, PL, PT, QA, RO, RS, RU, RW, SA, SC, SD, SE, SG, SK, SL, SM, ST, SV, SY, TH, TJ, TM, TN, TR, TT, TZ, UA, UG, US, UZ, VC, VN, ZA, ZM, ZW.

(84) Designated States *(unless otherwise indicated, for every kind of regional protection available)*: ARIPO (BW, GH, GM, KE, LR, LS, MW, MZ, NA, RW, SD, SL, ST, SZ, TZ, UG, ZM, ZW), Eurasian (AM, AZ, BY, KG, KZ, RU, TJ, TM), European (AL, AT, BE, BG, CH, CY, CZ, DE, DK, EE, ES, FI, FR, GB, GR, HR, HU, IE, IS, IT, LT, LU, LV, MC, MK, MT, NL, NO, PL, PT, RO, RS, SE, SI, SK, SM, TR), OAPI (BF, BJ, CF, CG, CI, CM, GA, GN, GQ, GW, KM, ML, MR, NE, SN, TD, TG).

Published:

— *with international search report (Art. 21(3))*

21 Oct 2020
2018269348

HISTONE DEACETYLASES (HDACS) INHIBITORS

FIELD OF THE INVENTION

The present invention relates generally to histone deacetylases inhibitors.

BACKGROUND OF THE INVENTION

WO2008040934, WO2008068170, WO/2008/087514, WO/2009/026446, WO/2009/045440, WO/2011/011186, WO/2012/117421, WO/2012/106343, WO/2013/078544, U.S. Patent Nos. 8,431,538; 8,188,138; 8,058,273 and 7,803,800 disclose histone deacetylases (HDACs) inhibitors having antitumor activities and antineurondegenerative activities.

SUMMARY OF THE INVENTION

In one aspect, the invention relates to a compound of Formula I

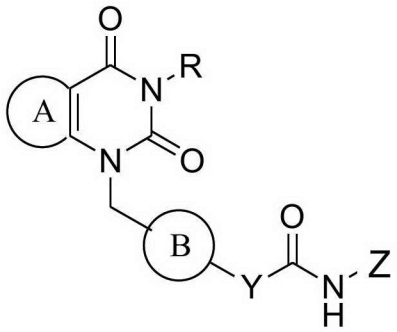

Formula I

or a pharmaceutically acceptable salt thereof, wherein

R is (C_1-C_6)alkyl, (C_3-C_6)alkenyl, phenyl(C_3-C_6)alkenyl, (C_3-C_6)cycloalkyl, (C3-C6)cycloalkenyl(C1-C6)alkyl, (C_1-C_6)alkyl(C_3-C_6)cycloalkyl, (C_5)heterocycloalkyl, (C_1-C_6)alkyl(C_6-C_{18})aryl, cyclopropyl-C_6H_5, (C_1-C_6)alkoxy(C_1-C_6)alkyl, halo(C_1-C_6)alkyl, halo(C_3-C_6)cycloalkyl, (C_6-C_{18})aryl, halophenyl, halo(C_1-C_6)alkylphenyl, halo(C_1-C_6)alkyl(C_6-C_{18})aryl(C_1-C_6)alkoxy, halo(C_1-C_6)alkylphenoxy(C_1-C_6)alkyl, halo(C_1-C_6)alkylhalophenyl, (C_1-C_6)alkylhalo(C_1-C_6)alkylphenyl, hydroxyphenyl, nitrophenyl, nitrophenyl(C_1-C_6)alkyl, aminophenyl(C_1-C_6)alkyl, *N*-(C_1-C_6)alkylamino(C_6-C_{18})aryl(C_1-C_6)alkyl; (C_1-C_6)alkylbenzoic acid, hydroxyl(C_1-C_6)alkyl, hydroxyl(C_3-C_6)cycloalkyl(C_1-C_6)alkyl, hydroxyl(C_6-C_{18})aryl(C_1-C_6)alkyl, hydroxyl(C_1-C_6)alkyl(C_6-C_{18})aryl, (C_1-C_6)alkoxy(C_6-C_{18})aryl, (C_6-C_{18})aryl(C_1-C_6)alkyl, (C_3-C_{18})heteroaryl(C_1-C_6)alkyl, halo(C_6-C_{18})aryl(C_1-C_6)alkyl, halo(C_1-C_6)alkoxy(C_6-C_{18})aryl, halo(C_1-C_6)alkoxy(C_6-C_{18})aryl(C_1-C_6)alkyl, halo(C_1-C_6)alkyl(C_6-C_{18})aryl(C_1-C_6)alkyl, (C_1-C_6)alkylamino(C_6-C_{18})aryl(C_1-C_6)alkyl, morpholinyl(C_1-C_6)alkyl, morpholinyl(C_1-C_6)alkyl(C_6-C_{18})aryl, morpholinyl(C_1-C_6)alkyl(C_6-C_{18})aryl(C_1-C_6)alkyl, morpholinyl(C_6-C_{18})aryl(C_1-C_6)alkyl, piperidinyl, piperidinyl(C_1-C_6)alkyl, *N*-(C_1-C_6)alkylpiperidinyl, *N,N*-di(C_1-C_6)alkylpiperidinyl, piperidinyl-*N*-(C_1-C_6)alkoxy(C_6-C_{18})aryl(C_1-C_6)alkyl, piperidinyl(C_1-C_6)alkyl(C_6-C_{18})aryl(C_1-C_6)alkyl, pyridine, (C_1-C_6)alkylpyridine, (C_1-

C_6)alkylimidazole, hydroxyl(C_6-C_{18})aryl(C_1-C_6)alkyl, *N*, *N*-dimethyl(C_6-C_{18})aryl(C_1-C_6)alkyl, (C_1-C_6)alkoxy(C_6-C_{18})aryl(C_1-C_6)alkyl, hydroxyl(C_1-C_6)alkoxy(C_6-C_{18})aryl(C_1-C_6)alkyl, methylenedioxyphenyl(C_1-C_6)alkyl, or (C_6-C_{18})aryl(C_1-C_6)alkoxy;

the heterocyclic moiety 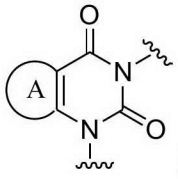 is optionally substituted with one or more R^a or R^b, or R^a and R^b, and is selected from the group consisting of

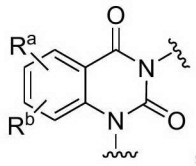, 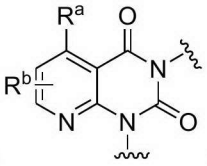, , 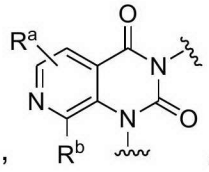,

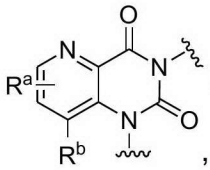, 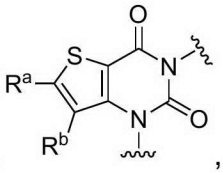, 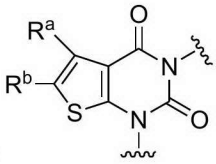, 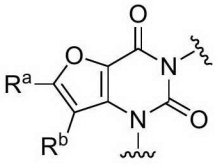, and 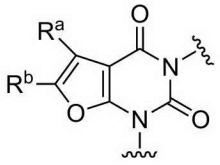;

in which R^a and R^b are independently selected from the group consisting of hydrogen, halogen, (C_1-C_6)alky, (C_6-C_{18})aryl, (C_3-C_{18})heteroaryl, (C_3-C_6)cycloalkyl, (C_1-C_6)alkoxy, (C_1-C_6)alkoxy(C_1-C_6)alkoxy, aryloxy, hydroxyl, -NO_2, -CN, -CF_3 and-CH_2CF_3;

the moiety 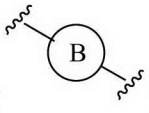 is selected from the group consisting of

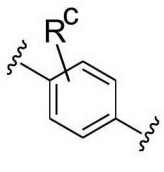, 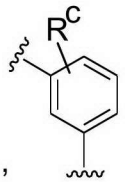, 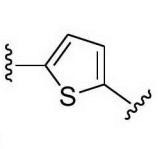, 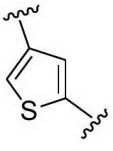, 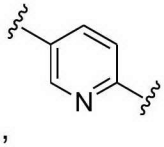, 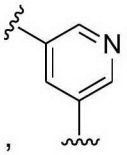,

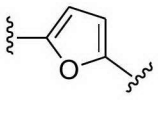, 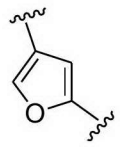, 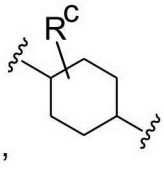, and 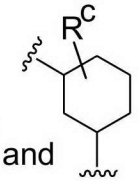,

in which R^c is optionally present and is hydrogen, halogen, (C1-C6)alkyl, or (C1-C6)alkoxyl;

Y is absent or is selected from the group consisting of –CH_2–, –CF_2–, –CFH–, –CH=CH–, and –CH_2CH_2– ; and

Z is -OH, -O-C(=O)-CH_3, -O-Valine, -O-Valine hydrochloride salt, -O-Valine trifluoroacetic acid salt, or -O-C(=O)-CH(NH2)-$CH(CH_3)_2$ hydrochloride or trifluoroacetic acid salt.

In one embodiment, R is methyl, 2-Me-C_6H_4, -CH_2Ph, -C_6H_5, -$CH_2CH_2C_6H_5$, $(CH_2)_4C_6H_5$, -CH_2CH_2-(4-F-C_6H_4), -CH_2CH_2-(2-OMe-C_6H_4), -CH_2CH_2-(2-OH-C_6H_4), -CH_2CH_2-(2-thiophene), 2-F-C_6H_4, 3-F-C_6H_4, 4-F-C_6H_4, 2-Cl-C_6H_4, 4-Cl-C_6H_4, -CH_2CH_2-(2-F-C_6H_4), -CH_2CH_2-(3-F-C_6H_4), -CH_2CH_2-(4-F-C_6H_4), -CH_2CH_2-(4-Cl-C_6H_4), -CH_2CH_2OH, -CH_2CH_2OH-C_6H_5, -CH_2CH_2-(3-Cl-4-OMe-C_6H_3), -CH_2CH_2-(4-NHMe-C_6H_4), -CH_2CH_2-(4-morpholine-C_6H_4), -$OCH_2C_6H_5$, 4-OH-C_6H_4, -CH_2CH_2-(4-OH-C_6H_4), 4-OMe-C_6H_4, 2-OMe-C_6H_4, CH_2CH_2-(3-OMe-C_6H_4), -CH_2CH_2-(4-OMe-C_6H_4), 2-NO_2-C_6H_4, cyclopropyl-C_6H_5, -CH_2-(4-CF_3-C_6H_4), -CH_2CH_2-(4-CF_3-C_6H_4), 2-F-3-CF_3-C_6H_3, 2-F-5-CF_3-C_6H_3, 2,4,5-tri-F-C_6H_2, -$CH_2CH_2CF_3$, -CH_2CF_3, -CH_2CH_2OMe, 2-CF_3-C_6H_4, -CH_2-(2-CF_3-C_6H_4), -CH_2CH_2-(2-CF_3-C_6H_4), -CH_2-(3-CF_3-C_6H_4), -CH_2CH_2-(3-CF_3-C_6H_4), 2,4-di-F-C_6H_3, -CH_2CH_2-(2-Br-C_6H_4), CH_2CH_2-(4-Br-C_6H_4), 2-*t*-Bu-C_6H_4, 2,6-di-*i*so-proyl-C_6H_3, 2-ethyl-C_6H_4, 2-Me-3-CF_3-C_6H_3, -CH_2CH_2-(6-(1,3-benzodioxole)), -CH_2CH_2-(3,4-diOMe-C_6H_3), 2,6-di-Me-C_6H_3, 2-methyl-C_6H_4, cyclopropyl, cyclohexyl, 3-CF_3-C_6H_4, 3,3-di-F-cyclobutayl, 2-OCF_3-C_6H_4, 2-pyridine, 3-pyridine, 4-pyridine, -CH_2CH_2-(2-pyridine), -CH_2CH_2-(3-pyridine), -CH_2CH_2-(4-pyridine), CH_2-(2-OCF_3-C_6H_4), 3-piperidine, 3-(*N*,*N*-di-Me-piperidinium), 3-(*N*-Et-piperidine), -CH_2CH_2-(4-(OCH_2CH_2OH)-C_6H_4), -CH_2CH_2-(3,4-di-OH-C_6H_3), -CH_2-cyclopropyl, 2-F-cyclopentyl, -CH_2CH_2-(*N*-morpholine), 4-CH_2-(*N*-morpholine)-C_6H_4, CH_2CH_2-(O-3-CF_3-C_6H_4), propyl-2-C_6H_5, CH_2CH_2-(4-CH_2-(*N*-morpholine)-C_6H_4), 4-(*N*-methyl-piperidine), -CH_2CH_2-(4-CH_2-(*N*-piperidine)-C_6H_4), -CH_2CH_2-(4-OCH_2CH_2-*N*-piperidine-C_6H_4), CH_2CH_2-(4-NO_2-C_6H_4), -CH_2CH_2-(4-NH_2-C_6H_4), -CH_2CH_2-(4-COOH-C_6H_4), (4-Cl-2,6-di-Me-C_6H_2), (4-Br-2,6-di-Me-C_6H_2), -CH_2CH_2-(*N*-imidazole), -CH_2CHCH_2, -CH_2CH_2-(cyclohexene), $CH_2CHCHC_6H_5$, CH_2CH_2-(1,2-OH-cyclohexane), or $CH_2CHFC_6H_5$.

In another embodiment, the moiety 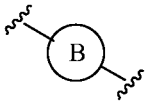

is C_6H_4, 3-F-C_6H_3, 2-F-C_6H_3, C_6H_8, or CH_2CH_2-(3-CF_3-C_6H_4).

In another embodiment, R^a and R^b are independently selected from the group consisting of H, -OH, -F, Cl, -CF3, -CN, Me, -OMe, -OCH_2CH_2OMe, or cyclopropyl.

In another embodiment, R is methyl, phenyl, 4-chlorophenyl, 4-fluorophenyl, 4-hydroxyphenyl, 4-methoxyphenyl, 2-hydoxyphenyl, 2-methoxyphenyl, benzyl, 2-phenylethyl, 2-(4-hydroxyphenyl)ethyl, 2-(4-methoxyphenyl)ethyl, 2-(4-fluorophenyl)ethyl, 2-thiophenylethyl, 3-phenylpropyl, or 2-(4-methoxyphenyl)ethyl.

In another embodiment, R is phenyl, benzyl, 2-phenylethyl, 2-(4-hydroxyphenyl)ethyl, 3-phenylpropyl, or 2-(4-methoxyphenyl)ethyl.

In another embodiment, a compound or a pharmaceutically acceptable salt thereof according to the invention is as listed in Table 5.

In another aspect, the invention relates to use of a compound or a pharmaceutically acceptable salt thereof according to the invention in the manufacture of a medicament for the treatment of a tumor associated with deregulation of the activity of histone deacetylases in a subject in need thereof. In one embodiment, the tumor is selected from the group consisting of glioma, pancreatic carcinoma, hepatocellular carcinoma, colon tumor, breast tumor, prostate tumor, lymphoma and cutaneous tumor. The cutaneous tumor may be melanomas or basal carcinomas.

In another aspect, the invention relates to use of a compound or a pharmaceutically acceptable salt thereof according to the invention in the manufacture of a medicament for the treatment of cancer selected from the group consisting of glioma, large cell lung cancer, adenocarcinoma of the lung, small cell lung cancer, liver cancer, pancreas carcinoma, prostate carcinoma, promylocytic leukemia, chronic myelocytic leukemia and acute lymphocytic leukemia in a subject in need thereof.

In another aspect, the invention relates to use of a compound or a pharmaceutically acceptable salt thereof according to the invention in the manufacture of a medicament for treatment of a disease or a condition wherein inhibition of HDAC provides a benefit.

In another aspect, the invention relates to a method for treatment of a tumor associated with deregulation of the activity of histone deacetylases, said method comprising administering to a subject in need thereof a therapeutically effective amount of a compound or a pharmaceutically acceptable salt thereof according to the invention.

In another aspect, the invention relates to a method for treating cancer that is at least one selected from the group consisting of glioma, large cell lung cancer, adenocarcinoma of the lung, small cell lung cancer, liver cancer, pancreas carcinoma, prostate carcinoma, promylocytic leukemia, chronic myelocytic leukemia and acute lymphocytic leukemia, said method comprising administering to a subject in need thereof a pharmaceutical composition of the invention.

In another aspect, the invention relates to a method for treating a disease or a condition wherein inhibition of HDAC provides a benefit, said method comprising administering to a subject in need thereof a pharmaceutical composition of the invention.

In another embodiment, the description relates to a compound of the invention, or a pharmaceutically acceptable salt thereof, when used in treatment of tumor, wherein the tumor is selected from the group consisting of glioma, pancreatic carcinoma, hepatocellular carcinoma, colon tumor, breast tumor, prostate tumor, lymphoma and cutaneous tumor.

Further, in another aspect, the invention relates to use of a pharmaceutical composition of the invention for treating cancer, wherein the cancer is selected from the group consisting of glioma,

2018269348 21 Oct 2020

large cell lung cancer, adenocarcinoma of the lung, small cell lung cancer, liver cancer, pancreas carcinoma, prostate carcinoma, promylocytic leukemia, chronic myelocytic leukemia and acute lymphocytic leukemia.

These and other aspects will become apparent from the following description of the preferred embodiment taken in conjunction with the following drawings, although variations and modifications therein may be affected without departing from the spirit and scope of the novel concepts of the disclosure.

The accompanying drawings illustrate one or more embodiments of the invention and, together with the written description, serve to explain the principles of the invention. Wherever possible, the same reference numbers are used throughout the drawings to refer to the same or like elements of an embodiment.

Certain statements that appear herein are broader than what appears in the statements of the invention. These statements are provided in the interests of providing the reader with a better understanding of the invention and its practice. The reader is directed to the accompanying claim set which defines the scope of the invention.

BRIEF DESCRIPTION OF THE DRAWINGS

FIG. 1 shows plots of mean tumor volume vs. days of treatment for xenografted nude mouse model of prostate cancer cell line treated with vehicle, Compound **2** (30 Days, 10 mg/kg), Tubastatin A (14 Days, 10 mg/kg), Tubastatin A (30 Days, 10 mg/kg), SAHA (14 Days, 10 mg/kg), SAHA (30 Days, 10 mg/kg), Compound 35 (14 Days, 10 mg/kg), Compound 35 (30 Days, 10 mg/kg), Compound **34** (14 Days, 10 mg/kg), Compound **34** (30 Days, 10 mg/kg), Compound **5** (14 Days, 10 mg/kg), Compound **5** (30 days, 10 mg/kg).

FIG. 2 shows plots of mean body weight vs. days of Treatment for xenografted nude mouse model of prostate cancer cell line treated with vehicle, SAHA (30 Days, 10 mg/kg), Tubastatin A (30 Days, 10 mg/kg), Compound **5** (30 Days, 10 mg/kg), Compound **34** (30 Days, 10 mg/kg), Compound **2** (30 Days, 10 mg/kg), Compound **35** (30 Days, 10 mg/kg).

FIG. 3 shows plots of mean tumor volume vs. days of Treatment for syngeneic xenografted mouse model of lung cancer cell line treated with vehicle, Compound **5** via oral for 21 days.

FIG. 4 shows plots of mean tumor volume vs. days of treatment for syngeneic xenografted mouse model of lung cancer cell line treated with vehicle, Paclitaxel (5 Days, 10 mg/kg), Compound **5** (21 Days, 20 mg/kg), Paclitaxel (5 Days, 10 mg/kg) combined with Compound **5** (21 Days, 20 mg/kg).

2018269348 21 Oct 2020

FIG. 5 shows plots of mean tumor volume vs. Days of Treatment for Xenografted nude mice model of glioblastoma cancer cell line treated with vehicle, Temozolomide (5 Days, 10 mg/kg), Compound **35** (14 Days, 10 mg/kg), Compound **5** (14 Days, 10 mg/kg).

DETAILED DESCRIPTION OF THE INVENTION

DEFINITIONS

Unless otherwise defined, all technical and scientific terms used herein have the same meaning as commonly understood by one of ordinary skill in the art to which this invention pertains. In the case of conflict, the present document, including definitions will control.

The term "comprising" as used in this specification and claims means "consisting at least in part of". When interpreting statements in this specification and claims which include "comprising", other features besides the features prefaced by this term in each statement can also be present. Related terms such as "comprise" and "comprised" are to be interpreted in a similar manner.

As used herein, the singular forms "a," "an," and "the" include plural reference unless the context clearly dictates otherwise.

A dash ("-") that is not between two letters or symbols is used to indicate a point of attachment for a moiety or substituent. For example, the moiety -$CONH_2$ is attached through the carbon atom.

The term "amino" refers to -NH_2. The amino group can be optionally substituted as defined herein for the term "substituted."

The term "alkyl" refers to a C_1–C_{18} hydrocarbon containing normal, secondary, tertiary or cyclic carbon atoms. Examples are methyl, ethyl, 1–propyl, 2–propyl, 1–butyl, 2–methyl–1–propyl (iso–butyl, –$CH_2CH(CH_3)_2$), 2–butyl (sec–butyl, –$CH(CH_3)CH_2CH_3$), 2–methyl–2–propyl (tert–butyl, –$C(CH_3)_3$), 1–pentyl, 2–pentyl, 3–pentyl, 2–methyl–2–butyl, 3–methyl–2–butyl, 3–methyl–1–butyl, 2–methyl–1–butyl, 1–hexyl, 2–hexyl, 3–hexyl, 2–methyl–2–pentyl, 3–methyl–2–pentyl, 4–methyl–2–pentyl, 3–methyl–3–pentyl, 2–methyl–3–pentyl, 2,3–dimethyl–2–butyl, 3,3–dimethyl–2–butyl.

The alkyl can be a monovalent hydrocarbon radical, as described and exemplified above, or it can be a divalent hydrocarbon radical (i.e., alkylene).

The term "alkenyl" refers to a C_2–C_{18} hydrocarbon containing normal, secondary, tertiary or cyclic carbon atoms with at least one site of unsaturation, i.e., a carbon–carbon, sp^2 double bond. Examples include, but are not limited to: ethylene or vinyl (–$CH{=}CH_2$), allyl (–$CH_2CH{=}CH_2$), cyclopentenyl (–C_5H_7), and 5–hexenyl (–CH_2 $CH_2CH_2CH_2CH{=}CH_2$). The alkenyl can be a monovalent hydrocarbon radical, as described and exemplified above, or it can be a divalent hydrocarbon radical (i.e., alkenylene).

The term "alkylene" refers to a saturated, branched or straight chain or cyclic hydrocarbon radical of 1–18 carbon atoms, and having two monovalent radical centers derived by the removal of two hydrogen

2018269348 21 Oct 2020

atoms from the same or different carbon atoms of a parent alkane. Typical alkylene radicals include, but are not limited to: methylene (–CH_2–) 1,2–ethylene (–CH_2CH_2–), 1,3–propylene (–$CH_2CH_2CH_2$–), 1,4–butylene (–$CH_2CH_2CH_2CH_2$–), and the like.

The term "alkoxy" refers to the group alkyl–O–, where alkyl is defined herein. Preferred alkoxy groups include, e.g., methoxy, ethoxy, *n*–propoxy, *iso*–propoxy, *n*–butoxy, *tert*–butoxy, *sec*–butoxy, *n*–pentoxy, *n*–hexoxy, 1,2–dimethylbutoxy, and the like.

The term "aryl" refers to an unsaturated aromatic carbocyclic group of from 6 to 20 carbon atoms having a single ring (e.g., phenyl) or multiple condensed (fused) rings, wherein at least one ring is aromatic (e.g., naphthyl, dihydrophenanthrenyl, fluorenyl, or anthryl). Preferred aryls include phenyl, naphthyl and the like. The aryl can optionally be a divalent radical, thereby providing an arylene.

The aryl can optionally be substituted with one or more alkyl, alkenyl, alkoxy, halo, haloalkyl, hydroxy, hydroxyalkyl, aryl, heteroaryl, heterocycle, cycloalkyl, alkanoyl, alkoxycarbonyl, amino, imino, alkylamino, acylamino, nitro, trifluoromethyl, trifluoromethoxy, carboxy, carboxyalkyl, keto, thioxo, alkylthio, alkylsulfinyl, alkylsulfonyl, cyano, acetamido, acetoxy, acetyl, benzamido, benzenesulfinyl, benzenesulfonamido, benzenesulfonyl, benzenesulfonylamino, benzoyl, benzoylamino, benzoyloxy, benzyl, benzyloxy, benzyloxycarbonyl, benzylthio, carbamoyl, carbamate, isocyannato, sulfamoyl, sulfinamoyl, sulfino, sulfo, sulfoamino, thiosulfo, NR^xR^y and/or $COOR^x$, wherein each R^x and R^y are independently H, alkyl, alkenyl, aryl, heteroaryl, heterocycle, cycloalkyl, or hydroxy.

The terms "aryloxy" and "arylalkoxy" refer to, respectively, an aryl group bonded to an oxygen atom and an aralkyl group bonded to the oxygen atom at the alkyl moeity. Examples include but are not limited to phenoxy, naphthyloxy, and benzyloxy.

The term "carboxyl" refers to –COOH.

The term "cycloalkyl" refers to cyclic alkyl groups of from 3 to 20 carbon atoms having a single cyclic ring or multiple condensed rings. Such cycloalkyl groups include, by way of example, single ring structures such as cyclopropyl, cyclobutyl, cyclopentyl, cyclooctyl, and the like, or multiple ring structures such as adamantanyl, and the like.

The cycloalkyl can optionally be substituted with one or more alkyl, alkenyl, alkoxy, halo, haloalkyl, hydroxy, hydroxyalkyl, aryl, heteroaryl, heterocycle, cycloalkyl, alkanoyl, alkoxycarbonyl, amino, imino, alkylamino, acylamino, nitro, trifluoromethyl, trifluoromethoxy, carboxy, carboxyalkyl, keto, thioxo, alkylthio, alkylsulfinyl, alkylsulfonyl, cyano, acetamido, acetoxy, acetyl, benzamido, benzenesulfinyl, benzenesulfonamido, benzenesulfonyl, benzenesulfonylamino, benzoyl, benzoylamino, benzoyloxy, benzyl, benzyloxy, benzyloxycarbonyl,

benzylthio, carbamoyl, carbamate, isocyannato, sulfamoyl, sulfinamoyl, sulfino, sulfo, sulfoamino, thiosulfo, NR^xR^y and/or $COOR^x$, wherein each R^x and R^y are independently H, alkyl, alkenyl, aryl, heteroaryl, heterocycle, cycloalkyl, or hydroxy.

As used herein, the term "halogen" or "halo" refer to fluoro, chloro, bromo, and iodo. Similarly, the term "halogen" refers to fluorine, chlorine, bromine, and iodine.

As used herein, the term "heteroaryl" is defined herein as a monocyclic, bicyclic, or tricyclic ring system containing one, two, or three aromatic rings and containing at least one nitrogen, oxygen, or sulfur atom in an aromatic ring, and which can be unsubstituted or substituted. The heteroaryl can optionally be a divalent radical, thereby providing a heteroarylene.

Examples of heteroaryl groups include, but are not limited to, 2*H*–pyrrolyl, 3*H*–indolyl, 4*H*–quinolizinyl, 4*H*–carbazolyl, acridinyl, benzo[*b*]thienyl, benzothiazolyl, β–carbolinyl, carbazolyl, chromenyl, cinnaolinyl, dibenzo[b,d]furanyl, furazanyl, furyl, imidazolyl, imidizolyl, indazolyl, indolisinyl, indolyl, isobenzofuranyl, isoindolyl, isoquinolyl, isothiazolyl, isoxazolyl, naphthyridinyl, naptho[2,3–*b*], oxazolyl, perimidinyl, phenanthridinyl, phenanthrolinyl, phenarsazinyl, phenazinyl, phenothiazinyl, phenoxathiinyl, phenoxazinyl, phthalazinyl, pteridinyl, purinyl, pyranyl, pyrazinyl, pyrazolyl, pyridazinyl, pyridyl, pyrimidinyl, pyrimidinyl, pyrrolyl, quinazolinyl, quinolyl, quinoxalinyl, thiadiazolyl, thianthrenyl, thiazolyl, thienyl, triazolyl, and xanthenyl. In one embodiment the term "heteroaryl" denotes a monocyclic aromatic ring containing five or six ring atoms containing carbon and 1, 2, 3, or 4 heteroatoms independently selected from the group non–peroxide oxygen, sulfur, and N(Z) wherein Z is absent or is H, O, alkyl, phenyl, or benzyl. In another embodiment heteroaryl denotes an ortho–fused bicyclic heterocycle of about eight to ten ring atoms derived therefrom, particularly a benz–derivative or one derived by fusing a propylene, or tetramethylene diradical thereto.

The heteroaryl can optionally be substituted with one or more alkyl, alkenyl, alkoxy, halo, haloalkyl, hydroxy, hydroxyalkyl, aryl, heteroaryl, heterocycle, cycloalkyl, alkanoyl, alkoxycarbonyl, amino, imino, alkylamino, acylamino, nitro, trifluoromethyl, trifluoromethoxy, carboxy, carboxyalkyl, keto, thioxo, alkylthio, alkylsulfinyl, alkylsulfonyl, cyano, acetamido, acetoxy, acetyl, benzamido, benzenesulfinyl, benzenesulfonamido, benzenesulfonyl, benzenesulfonylamino, benzoyl, benzoylamino, benzoyloxy, benzyl, benzyloxy, benzyloxycarbonyl, benzylthio, carbamoyl, carbamate, isocyannato, sulfamoyl, sulfinamoyl, sulfino, sulfo, sulfoamino, thiosulfo, NR^xR^y and/or $COOR^x$, wherein each R^x and R^y are independently H, alkyl, alkenyl, aryl, heteroaryl, heterocycle, cycloalkyl, or hydroxy.

The term "oxo" refers to =O.

The term “substituted” is intended to indicate that one or more hydrogens on the atom indicated in the expression using “substituted” is replaced with a selection from the indicated group(s), provided that the indicated atom’s normal valency is not exceeded, and that the substitution results in a stable compound. Suitable indicated groups include, e.g., alkyl, alkenyl, alkylidenyl, alkenylidenyl, alkoxy, halo, haloalkyl, hydroxy, hydroxyalkyl, aryl, heteroaryl, heterocycle, cycloalkyl, alkanoyl, acyloxy, alkoxycarbonyl, amino, imino, alkylamino, acylamino, nitro, trifluoromethyl, trifluoromethoxy, carboxy, carboxyalkyl, keto, thioxo, alkylthio, alkylsulfinyl, alkylsulfonyl, cyano, acetamido, acetoxy, acetyl, benzamido, benzenesulfinyl, benzenesulfonamido, benzenesulfonyl, benzenesulfonylamino, benzoyl, benzoylamino, benzoyloxy, benzyl, benzyloxy, benzyloxycarbonyl, benzylthio, carbamoyl, carbamate, isocyanato, sulfamoyl, sulfinamoyl, sulfino, sulfo, sulfoamino, thiosulfo, NR^xR^y and/or $COOR^x$, wherein each R^x and R^y are independently H, alkyl, alkenyl, aryl, heteroaryl, heterocycle, cycloalkyl, or hydroxy. When a substituent is oxo (i.e., =O) or thioxo (i.e., =S) group, then two hydrogens on the atom are replaced.

The term "(C_m-C_n)", wherein m, n are integers, and n>m, means that all integer unit amounts within the range m to n are specifically disclosed as part of the invention. Thus, by "(C_m-C_n)", it means that C_m, C_{m+1}, C_{m+2}, . . . , C_{n-2}, C_{n-1}, C_n, (C_m-C_{m+1}), (C_m-C_{m+2}), (C_m-C_{m+3}), . . ., (C_m-C_{n-2}), (C_m-C_{n-1}), (C_m-C_n); (C_{m+1}-C_{m+2}) , (C_{m+1}-C_{m+3}) , (C_{m+1}-C_{m+4}), . . ., (C_{m+1}-C_{n-2}), (C_{m+1}-C_{n-1}), (C_{m+1}-C_n), . . . , (C_{n-2}-C_{n-1}), (C_{n-2}-C_n); and (C_{n-1}-C_n) are included as embodiments of this invention.

By "(C_1-C_6)", it means that all integer unit amounts within the range 1 to 6 are specifically disclosed as part of the invention. Thus, C_1, C_2, C_3, C_4, C_5, C_6, (C_1-C_2), (C_1-C_3), (C_1-C_4), (C_1-C_5), (C_1-C_6); (C_2-C_3), (C_2-C_4), (C_2-C_5), (C_2-C_6); (C_3-C_4), (C_3-C_5), (C_3-C_6); (C_4-C_5), (C_4-C_6); and (C_5-C_6) units amounts are included as embodiments of this invention.

By "(C_3-C_6)", it means that all integer unit amounts within the range 3 to 6 are specifically disclosed as part of the invention. Thus, C_3, C_4, C_5, C_6; (C_3-C_4), (C_3-C_5), (C_3-C_6); (C_4-C_5), (C_4-C_6); and (C_5-C_6) units amounts are included as embodiments of this invention.

By "(C_3-C_{18})", it means that all integer unit amounts within the range 3 to 18 are specifically disclosed as part of the invention. Thus, C_3, C_4, C_5, C_6, C_7, C_8, C_9, C_{10}, C_{11}, C_{12} . . . C_{16}, C_{17}, C_{18}; (C_3-C_4), (C_3-C_5), (C_3-C_6), (C_3-C_7), (C_3-C_8), (C_3-C_9) . . . (C_3-C_{18}); (C_4-C_5), (C_4-C_6), (C_4-C_7), (C_4-C_8), (C_4-C_9) . . . (C_4-C_{18}); (C_5-C_6), (C_5-C_7), (C_5-C_8), (C_5-C_9); (C_5-C_{10}), (C_5-C_{11}), (C_5-C_{12}) . . . (C_5-C_{18}); (C_6-C_7), (C_6-C_8), (C_6-C_9) . . . (C_6-C_{18}); (C_7-C_8), (C_6-C_9), (C_6-C_{10}) . . . (C_6-C_{18}); . . . (C_{16}-C_{17}), (C_{16}-C_{18}) and (C_{17}-C_{18}) units amounts are included as embodiments of this invention.

By "(C_6-C_{18})", it means that all integer unit amounts within the range 6 to 18 are specifically disclosed as part of the invention. Thus, C_6, C_7, C_8, C_9, C_{10}, C_{11}, C_{12} . . . C_{16}, C_{17}, C_{18}; (C_6-C_7), (C_6-C_8), (C_6-C_9), (C_6-C_{10}), (C_6-C_{11}), (C_6-C_{12}) . . . (C_6-C_{18}); (C_7-C_8), (C_7-C_9), (C_7-C_{10}), (C_7-C_{11}), (C_7-C_{12}) .

2018269348 21 Oct 2020

. . (C_7-C_{18}); (C_8-C_9), (C_8-C_{10}), (C_8-C_{11}), (C_8-C_{12}); (C_9-C_{10}), (C_9-C_{11}), (C_9-C_{12}) . . . (C_9-C_{18}); (C_{10}-C_{11}), (C_{10}-C_{12}), (C_{10}-C_{13}) . . . (C_{10}-C_{18}); (C_{11}-C_{12}), (C_{11}-C_{13}), (C_{11}-C_{14}) . . . (C_{11}-C_{18}); . . . (C_{16}-C_{17}), (C_{16}-C_{18}) and (C_{17}-C_{18}) units amounts are included as embodiments of this invention.

Methods of Making Compounds of Formula I

Synthesis

Compounds of formula I were prepared using the following schemes:

scheme 1

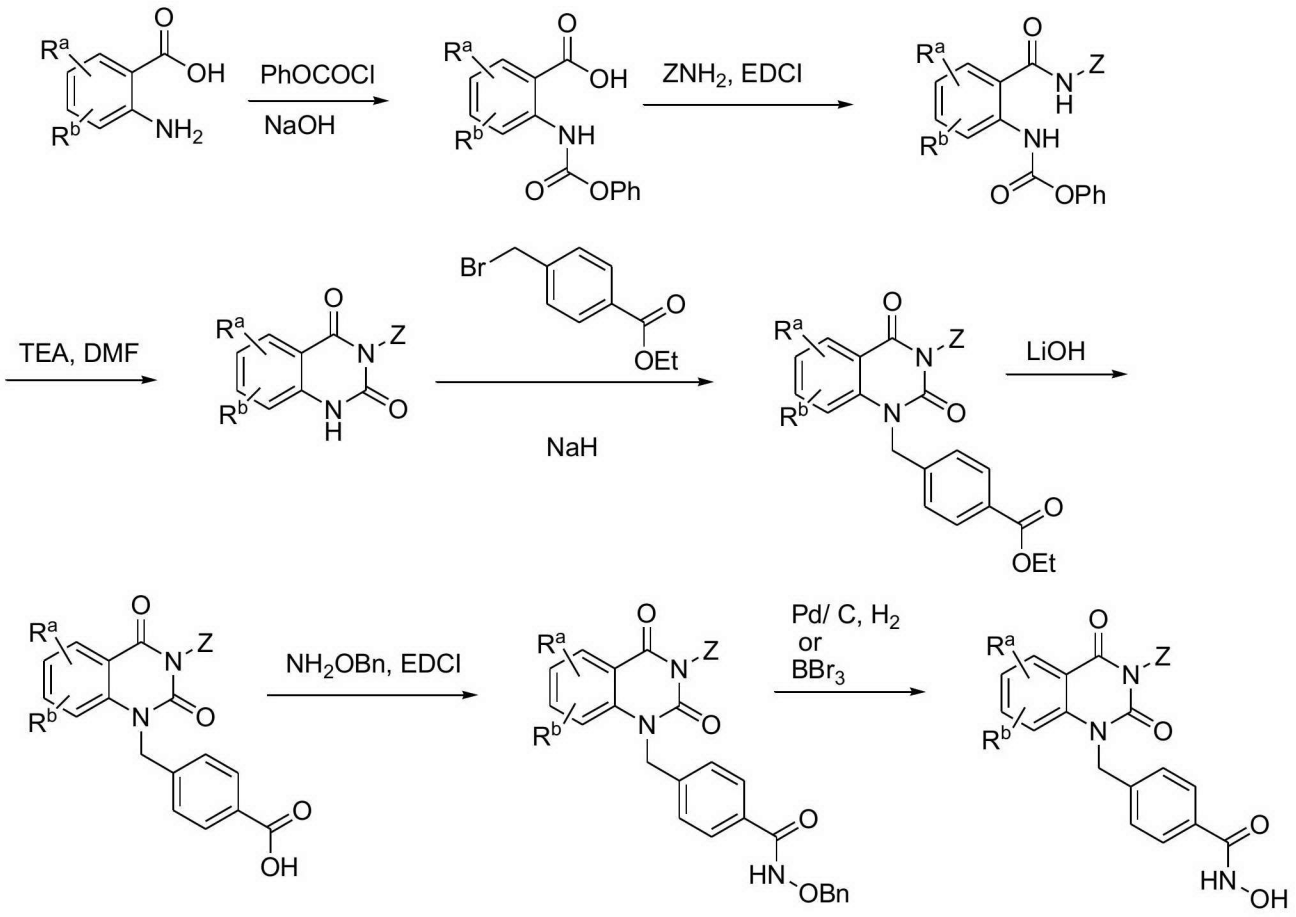

scheme 2

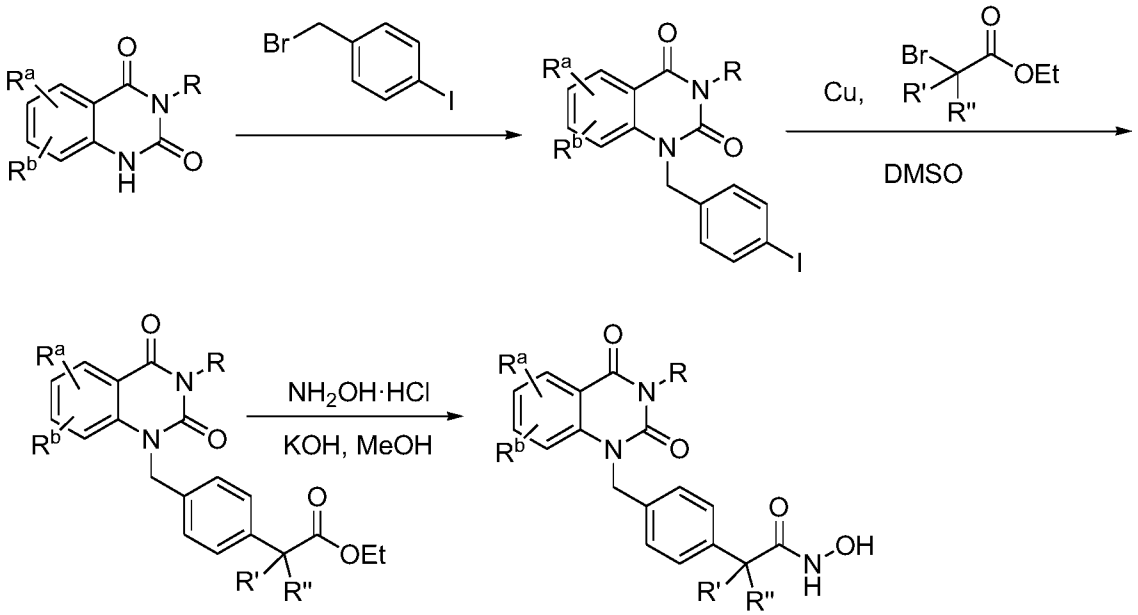

scheme 3

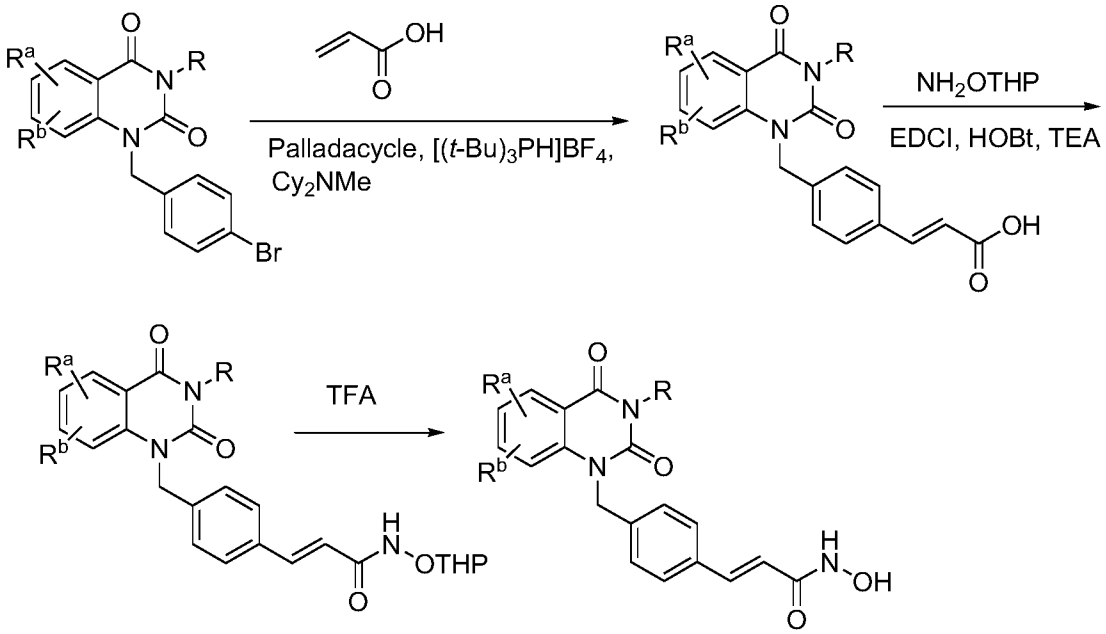

scheme 4

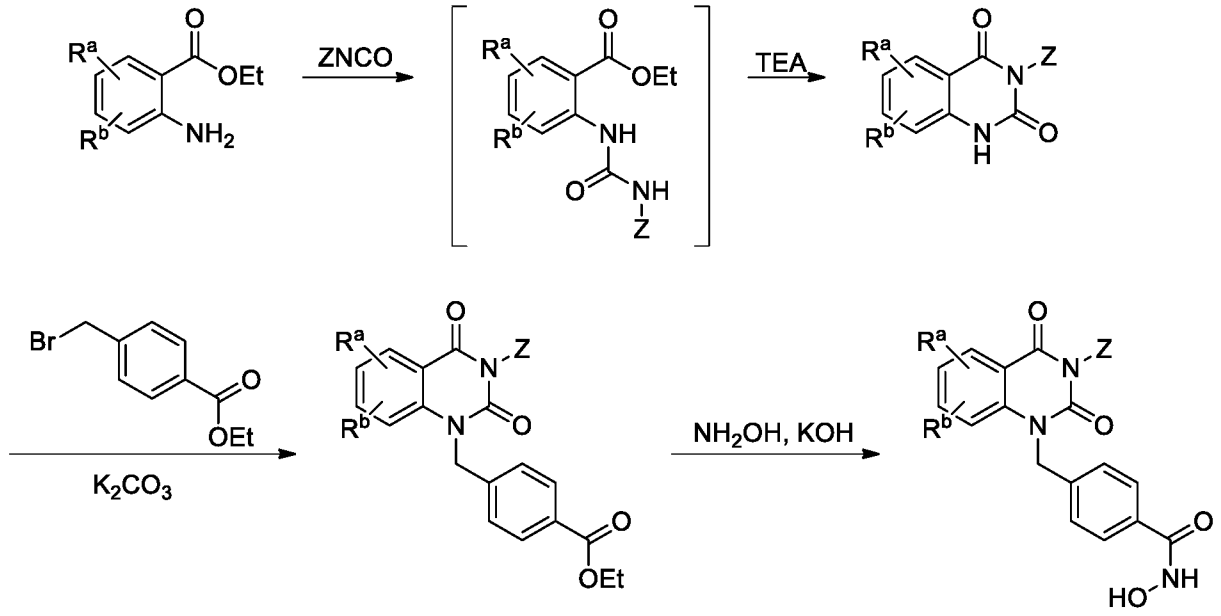

Examples

Example 1: Preparation of 4-((7-fluoro-2,4-dioxo-3-phenethyl-3,4-dihydroquinazolin-1(2*H*)-yl)methyl)-*N*-hydroxybenzamide (compound 1)

Steps 1 to 3: Preparation of 7-fluoro-3-phenethylquinazoline-2,4(1*H*,3*H*)-dione

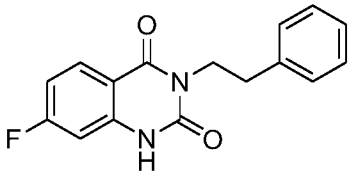

4-fluoro anthranilic acid (10.00 g, 63.17 mmol) mixed with phenyl chloroformate (9.6 mL, 75.51 mmol) in dioxane (120 mL) was added dropwise with 1 N NaOH (126 mL) under ice bath for 1 h. The resulting solution was poured to ice water (200 mL) and filtered to get crude solid. Then the solid mixed with EDCI (13.30 g, 69.45 mmol) and HOBt (9.58 g, 69.48 mmol) in dichloromethane (150 mL) was stirred at rt for 0.5 h.

Then phenethylamine (8.44 mL, 66.33 mmol) was added to reaction mixture and kept stirring for 4 h. The mixture was evaporated to dry and added with triethylamine (8.67 mL, 62.55 mmol) and DMF (50 mL), and the mixture was irradiated with microwave to reflux for 20 min. The resulting solution was poured to ice water (250 mL) to get solid formed. The solution was filtered and washed with excess of water to give title compound as beige solid (6.80 g, three steps 37.9%).

Step 4: Preparation of ethyl 4-((7-fluoro-2,4-dioxo-3-phenethyl-3,4-dihydroquinazolin-1(2*H*)-yl)methyl)benzoate

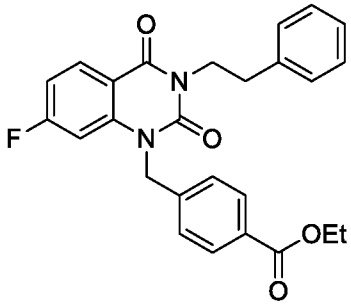

The beige solid (2.40 g, 8.44 mmol) from previous step suspended in DMF (35 mL) under ice bath was added with NaH (0.46 g, 11.5 mmol) and kept stirring for 1 h. After 1 h, ethyl 4-(bromomethyl)benzoate (4.45 g, 17.57 mmol) was added to the reaction mixture and kept stirring for 9 h from ice bath to room temperature. After 9 h, the resulting mixture was poured to ice water (150 mL) and then filtered to get beige solid. The solid was purified by column chromatography eluting with EtOAc/Hexanes = 1/4 to get title compound as white solid (2.35 g, 62.4%).

Steps 5 and 6: Preparation of N-(benzyloxy)-4-((7-fluoro-2,4-dioxo-3-phenethyl-3,4-dihydroquinazolin-1(2*H*)-yl)methyl)benzamide

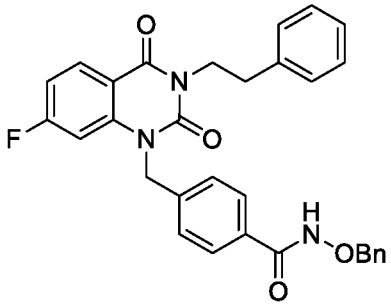

The white solid (1.40 g, 3.14 mmol) from step 4 dissolved in mixture of THF (20 mL) and MeOH (4 mL) was added with aqueous 2.5 M LiOH (5 mL) and stirred at rt for 17 h. After 17 h, the solution was neutralized with 1 N HCl (10 mL) and evaporated to remove most organic solvent. Then the rest solution was extracted with dichloromethane (3 x 30 mL). The dichloromethane solution dried over $MgSO_4$ was evaporated to get white solid. The dried solid was mixed with EDCI (0.66 g, 3.45 mmol) and HOBt (0.47 g, 3.41 mmol) in dichloromethane (30 mL) and stirred at rt for 0.5 h. After 0.5 h, $NH_2OBn{\cdot}HCl$ (0.50 g, 3.13 mmol) and triethylamine (0.48 mL, 3.46 mmol) were added to reaction mixture and kept stirring for 12 h. After 12 h, the solution was washed with water (3 x 30 mL) and dried over $MgSO_4$. Then the solution was evaporated and purified by column chromatography eluting with EtOAc/Hexanes = 2/3 to get white solid (0.9 g, two steps 54.7%)

Step 7: Preparation of 4-((7-fluoro-2,4-dioxo-3-phenethyl-3,4-dihydroquinazolin-1(2*H*)-yl)methyl)-*N*-hydroxybenzamide (compound 1)

The solid (0.7 g, 1.34 mmol) from previous step mixed with palladium on charcoal, 10% (70 mg) in mixture of MeOH (24 mL) and THF (8 mL) under balloon of H_2 (1 atm) was stirred at rt for 3 h.

2018269348 21 Oct 2020

After 3 h, the solution was filtered by celite, and the filtrate was purified by column chromatography to get title compound (g, %). R_f = 0.47 (MeOH/CH_2Cl_2 = 1/19); ^{1}H NMR (400 MHz, DMSO-d_6) δ 9.01 (br s, 1H), 11.17 (br s, 1H), 8.12 (dd, *J* = 9.2 Hz and 6.4 Hz, 1H), 7.68- 7.70 (m, 2H), 7.19- 7.30 (m, 7H), 7.09- 7.13 (m, 2H), 5.36 (s, 2H), 4.20 (dd, *J* = 7.6 Hz, 2H), 2.93 (dd, *J* = 7.6 Hz, 2H), ; ^{13}C NMR (100 MHz, DMSO-d_6) δ 166.0 (d, *J* = 250.0 Hz), 163.9, 160.1, 150.6, 141.6 (d, *J* = 12.0 Hz), 139.0, 138.4, 131.8, 131.2 (d, *J* = 11.0 Hz), 128.7, 128.4, 127.2, 126.4, 126.3, 112.0 (br s), 110.8 (d, *J* = 23.0 Hz), 101.9 (d, *J* = 28.0 Hz), 46.2, 42.5, 33.0; ESIMS(-), *m/z* 431.9 [M - 1]$^-$. Anal. Calcd for ($C_{24}H_{20}FN_3O_4$ · 1/2 H_2O): C, 65.15, H, 4.78, N, 9.50. Found: C, 65.24, H, 4.68, N, 9.53

Example 2: Preparation of 4-((7-cyano-2,4-dioxo-3-phenethyl-3,4-dihydroquinazolin-1(2*H*)-yl)methyl)-*N*-hydroxybenzamide (compound 3)

<u>Steps 1 to 3:</u> Preparation of 7-chloro-3-phenethylquinazoline-2,4(1*H*,3*H*)-dione

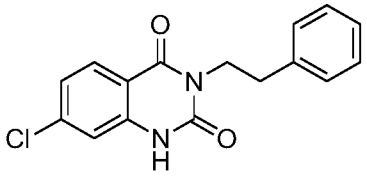

The title compound was prepared from 4-chloroanthranilic acid (6.0 g, 20.57 mmol) by using the similar procedure described above of the step 1, step 2, and step 3 of example 1 to give white solid (5.2 g, three steps 79.6%); R_f = 0.65 (EtOAc/Hexanes = 1:1); ^{1}H NMR (400 MHz, DMSO-d_6) δ 7.89 (d, *J* = 8.4 Hz, 1H), 7.16- 7.30 (m, 7H), 4.06 (dd, *J* = 8.0 Hz, 1H), 2.84 (dd, *J* = 8.0 Hz, 2H); ^{13}C NMR (100 MHz, DMSO-d_6) δ 161.0, 149.8, 140.4, 139.2, 138.5, 129.4, 128.5, 128.4, 126.3, 122.6, 114.4, 112.6, 41.3, 33.2.

<u>Step 4:</u> Preparation of ethyl 4-((7-chloro-2,4-dioxo-3-phenethyl-3,4-dihydroquinazolin-1(2*H*)-yl)methyl)benzoate

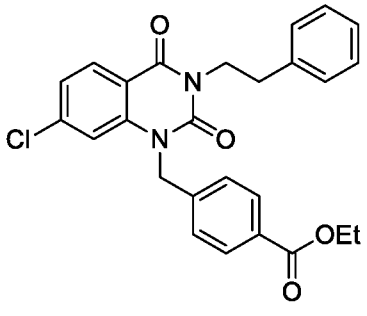

The title compound was prepared from the solid (6.00 g, 19.95 mmol) of previous step by using the similar procedure described above of the step 4 of example 1 to give white solid (6.87 g, 74.4%).

<u>Steps 5 and 6:</u> Preparation of N-(benzyloxy)-4-((7-chloro-2,4-dioxo-3-phenethyl-3,4-dihydroquinazolin-1(2*H*)-yl)methyl)benzamide

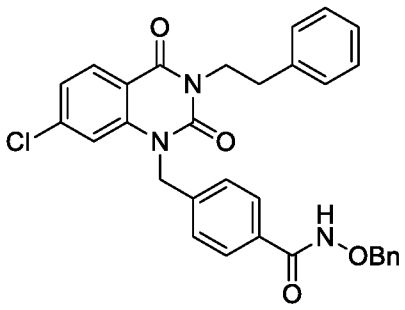

The title compound was prepared from the solid (8.00 g, 17.28 mmol) of previous step by using the similar procedure described above of the step 5 and step 6 of example 1 to give white solid (9.01 g, 96.6%).

Steps 7 and 8: Preparation of 4-((7-cyano-2,4-dioxo-3-phenethyl-3,4-dihydroquinazolin-1(2*H*)-yl)methyl)-*N*-hydroxybenzamide (compound 3)

The solid (3.00 g, 5.55 mmol) from step 6 mixed with $Zn(CN)_2$ (1.32 g, 11.02 mmol), $Pd_2(dba)_3$ (0.26 g, 0.27 mmol), and XPhos (0.16 g, 0.33 mmol) in DMF (60 mL) was irradiated with microwave 200 W to reflux for 20 min. The resulting solution was poured to ice water (200 mL) and filtered to get light green solid. The solid suspended in dichloromethane (50 mL) was washed with water (3 x 50 mL), then the organic layer was filtered, dried over $MgSO_4$, and evaporated to give light gray solid. The solid mixed with pentamethyl benzene (5.00 g, 33.39 mmol) in dichloromethane (50 mL) under ice bath was added dropwise with BBr_3 (1 M in THF) (28 mL) for 20 min and kept stirring under ice bath for 40 min. The resulting solution was quenched with 10 mL of MeOH/DCM (3:7) under ice bath and warmed to rt. The solution was evaporated to dry and purified by column chromatography to give title compound as light yellow solid (1.24 g, 50.7%). R_f = 0.31 ($MeOH/CH_2Cl_2$ = 2:98); ^{1}H NMR (400 MHz, DMSO-d_6) δ 11.18 (br s, 1H), 9.02 (br s, 1H), 8.19 (d, J = 8.0 Hz, 1H), 7.78 (br s, 1H), 7.65- 7.70 (m, 3H), 7.21- 7.30 (m, 7H), 5.41 (s, 2H), 4.21 (dd, J = 7.6 Hz, 2H), 2.93 (dd, J = 7.6 Hz, 2H); ^{13}C NMR (100 MHz, DMSO-d_6) δ 163.9, 160.1, 150.3, 139.8, 138.9, 138.3, 131.9, 129.2, 128.7, 128.4, 127.2, 126.48, 126.42, 125.8, 118.8, 118.5, 117.7, 116.9, 46.1, 42.8, 32.9; ESIMS(-), *m/z* 438.9 [M - 1]$^-$.

Example 3: Preparation of 2-(4-((2,4-dioxo-3-phenethyl-3,4-dihydroquinazolin-1(2*H*)-yl)methyl)phenyl)-2,2-difluoro-*N*-hydroxyacetamide (compound 20)

Step 1: Preparation of 1-(4-iodobenzyl)-3-phenethylquinazoline-2,4(1*H*,3*H*)-dione

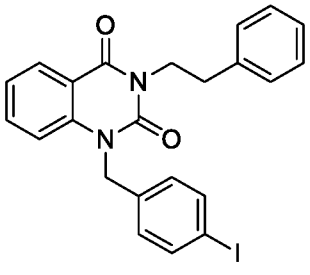

NaH (0.63 g, 15.75 mmol) was added portionwise to 3-phenethylquinazoline-2,4(1*H*,3*H*)-dione (3.5 g, 13.14 mmol) in DMF (45 mL), and the solution was stirred under ice bath for 0.5 h. Then 4-iodobenzyl bromide (4.22 g, 13.79 mmol) was added to the above solution and stirred from ice bath to rt for 4 h. The resulting solution was poured to water and filtered to get title compound as white solid (5.40 g, 85%).

Step 2: Preparation of ethyl 2-(4-((2,4-dioxo-3-phenethyl-3,4-dihydroquinazolin-1(2*H*)-yl)methyl)phenyl)-2,2-difluoroacetate

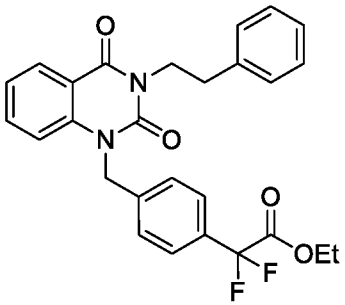

Cu (0.1 g, 1.57 mmol) was added to a solution of 1-(4-iodobenzyl)-3-phenethylquinazoline-2,4(1*H*,3*H*)-dione (0.3 g, 0.62 mmol) and $BrCF_2CO_2Et$ (0.08 mL, 0.61 mmol) in DMSO (3.00 mL) and stirring at 60 °C for 15 h. The resulting solution was poured to ice water and filtered to get blue solid. The blue solid was purified by column eluted with EtOAc/Hexanes (1:4) to get the title compound as white solid (60 mg, 20%).

Step 3: Preparation of 2-(4-((2,4-dioxo-3-phenethyl-3,4-dihydroquinazolin-1(2*H*)-yl)methyl)phenyl)-2,2-difluoro-*N*-hydroxyacetamide (compound 20)

$NH_2OH{\cdot}HCl$ (3.0 g, 41.9 mmol) suspended in MeOH (14 mL) was added by solution of KOH (2.3 g, 41.0 mmol) dissolved in MeOH (30 mL), and the mixed solution was filtered and added dropwise for 20 min to solution of ethyl 2,2-difluoro-2-(4-((3,4-dihydro-2,4-dioxo-3-phenethylquinazolin-1(2*H*)-yl)methyl)phenyl)acetate (1.0 g, 2.1 mmol) under ice bath. The reaction mixture was stirred from ice bath to rt for 11 h. The resulting solution was poured to ice water (150 mL) and filtered to get white solid. The solid was purified by column eluted by MeOH/DCM = 4/96 to get title compound as white solid (0.5 g, 51%).

Example 4: Preparation of (*E*)-3-(4-((7-fluoro-2,4-dioxo-3-phenethyl-3,4-dihydroquinazolin-1(2*H*)-yl)methyl)phenyl)-*N*-hydroxyacrylamide (compound 45)

Step 1: Preparation of (*E*)-3-(4-((7-fluoro-2,4-dioxo-3-phenethyl-3,4-dihydroquinazolin-1(2*H*)-yl)methyl)phenyl)acrylic acid

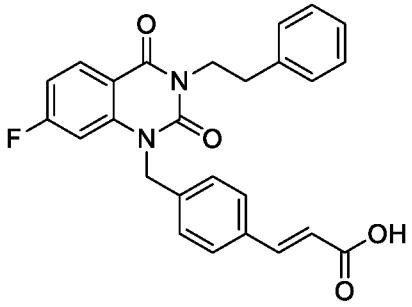

1-(4-bromobenzyl)-7-fluoro-3-phenethylquinazoline-2,4(1*H*,3*H*)-dione (3.00 g, 6.62 mmol) was mixed with Herrmann's Palladacycle (0.12 g, 0.02 eq), [(*t*-Bu)$_3$PH]BF$_4$ (0.08 g, 0.04 eq), Cy_2NMe 97% (1.61 mL, 1.1 eq), acrylic acid (0.45 mL, 1 eq) in DMF (20 mL) under Argon and irradiated with μW 100 W to reflux for 10 min. The resulting solution was filtered by celite and then poured into excess water (100 mL). The mixture solution was neutralized with $NaHCO_{3(aq)}$ to pH = 3-4. The precipitation was filtered to get carboxylic acid solid. The crude solid was put to next step without further purification.

<u>Step 2:</u> Preparation of (*E*)-N-(benzyloxy)-3-(4-((7-fluoro-2,4-dioxo-3-phenethyl-3,4-dihydroquinazolin-1(2*H*)-yl)methyl)phenyl)acrylamide

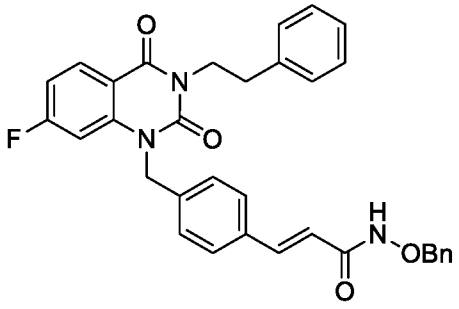

The crude carboxylic acid (2.00 g, 4.50 mmol) was mixed with EDCI (1.29 g, 1.5 eq) and HOBt (0.62 g, 1 eq) in DMF (15 mL) and stirred at rt for 30 min. Then NH_2OTHP (1 eq) was added and continued stirring for 5-8 hr at rt. The resulting solution was evaporated and extracted with DCM/H_2O. The mixture of DCM layer was purified by flash column chromatography (silica gel: ϕ 3.5 x 9.5 cm; eluted by EtOAc/Hexanes = 1/1) to get white solid, 1.24 g.

<u>Step 3:</u> Preparation of (*E*)-3-(4-((7-fluoro-2,4-dioxo-3-phenethyl-3,4-dihydroquinazolin-1(2*H*)-yl)methyl)phenyl)-*N*-hydroxyacrylamide (compound 45)

The solid (from step 2) (0.50 g, 0.92 mmol) and TFA (4.23 mL, 60 eq) was dissolved in MeOH (25 mL) was stirred at 50 °C for 5-8 hr. After reaction the precipitation was neutralized with $NaHCO_{3(aq)}$ to pH = 5-6, then filtered and washed with MeOH and water to get target compound. The solid was recrystallized from DCM and MeOH to give compound **45** as orange solid 0.36 g, 43% (three steps). R_f = 0.18 (MeOH/DCM = 5/95); mp 179-182 °C; ^{1}H NMR (400 MHz, DMSO-d_6) δ 10.70 (br s, 1H), 9.05 (br s, 1H), 8.11 (t, *J* = 6.0 Hz, 1H), 7.51 (d, *J* = 8.0 Hz, 2H), 7.43 (d, *J* = 16.0

Hz, 1H), 7.30-7.09 (m, 9H), 6.43 (d, J = 16.0 Hz, 1H), 5.34 (s, 2H), 4.21 (t, J = 8.0 Hz, 2H), 2.94 (t, J = 6.0 Hz, 2H); ^{13}C NMR (100 MHz, DMSO-d_6) δ 167.3, 164.8, 162.7, 160.1, 150.7, 141.7, 141.6, 138.4, 137.8, 137.2, 134.0, 131.3, 131.2, 128.7, 128.4, 128.3, 127.8, 127.1, 126.4, 119.1, 112.0, 110.9, 110.7, 102.1, 101.9, 46.2, 42.5, 33.1.

Example 5: Preparation of 4-((3-(2-fluorophenyl)-2,4-dioxo-3,4-dihydroquinazolin-1(2*H*)-yl)methyl)-*N*-hydroxybenzamide (compound 55)

Step 1: Preparation of 3-(2-fluorophenyl)quinazoline-2,4(1*H*,3*H*)-dione

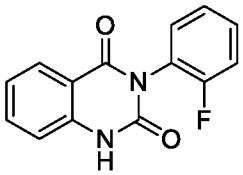

To neat methyl 2-aminobenzoate (91.5 mL, 700 mmol, 1.0 eq) at 0 °C, 2-fluorophenyl isocyanate (88.2 mL, 1.1 eq) was added and stirred at 0 °C, 5 min. MeOH (280 mL, 2.5 M) and TEA (295.7 mL, 3.0 eq) was added and stirred under 65 °C, 45 min. The slurry crude was cooled to 0 °C and filtrated. The solid was washed with EtOAc/Hexanes = 1/1 (500 mL) and pentane 300 mL, and dried under vacuum to provide white fine solid product 161.2 g, 90%.

Step 2: Preparation of ethyl 4-((3-(2-fluorophenyl)-2,4-dioxo-3,4-dihydroquinazolin-1(2*H*)-yl)methyl)benzoate

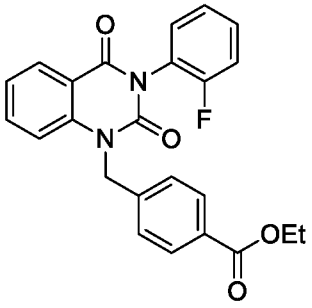

To a solution of ethyl 4-(bromomethyl)benzoate (165.1 g, 1.1 eq) in actone (1240 mL, 0.5 M), 3-(2-fluorophenyl)quinazoline-2,4(1*H*,3*H*)-dione (158.9 g, 620 mmol, 1.0 eq), and K_2CO_3 (258.4 g, 3.0 eq) was added and stirred under 60 °C,1.5 h. The crude mixture was concentrated in vacuo and extracted with DCM/H_2O = 1.5 L/1.5 L. The organic layer was dried over MgSO4 and evaporated under vacuum till little precipitate was observed. Et_2O (500 mL) and pentane (250 mL) was added and filtrated. The solid was washed with pentane and dried under vacuum to provide white fine solid product 232.4 g, 93%

Step 3:Preparation of 4-((3-(2-fluorophenyl)-2,4-dioxo-3,4-dihydroquinazolin-1(2*H*)-yl)methyl)-*N*-hydroxybenzamide (compound 55)

To a generally mixed slurry solution of KOH (19.8 g, 2.0 eq) in $NH_2OH_{(2\ M\ in\ MeOH)}$ (750 mL, 10.0 eq), ethyl 4-((3-(2-fluorophenyl)-2,4-dioxo-3,4-dihydroquinazolin-1(2*H*)-yl)methyl)benzoate

2018269348 21 Oct 2020

(60.7 g, 150 mmol, 1.0 eq) was added and stirred under 30 °C, 2.5 h. H_2O (1.5 L) was added and extracted with EtOAc (1.5 L*4). The organic layer was dried over MgSO4, evaporated under vacuum, and re-precipitated with EtOAc/Hexanes = 500 mL/1000 mL. The slurry solution was filtrated, washed with pentane and dried under vacuum to provide white solid product 25.3 g, 42%. R_f = 0.39 (MeOH/DCM = 10/90). mp 188.1-189.0 °C. ^{1}H NMR (400 MHz, DMSO, 25 °C) δ 11.20 (bs, 1 H), 9.06 (bs, 1 H), 8.11 (*pseudo* dd, 1H, *J* = 7.7 Hz, *J* = 1.3 Hz), 7.69-7.78 (m, 3 H), 7.58-7.66 (m, 1 H), 7.50-7.58 (m, 1 H), 7.28-7.48 (m, 6 H), 5.45 (*pseudo* dd, 2H, *J* = 38.6 Hz, *J* = 17.1 Hz). ESIMS(+), *m/z* 406 $[M + H]^+$. HPLC 98.3%.

The following compounds were prepared according to the procedure given in above Examples.

Example 6: **Preparation of *N*-hydroxy-4-((7-methoxy-2,4-dioxo-3-phenethyl-3,4-dihydroquinazolin-1(2*H*)-yl)methyl)benzamide (compound 2)**

R_f = 0.43 ($MeOH/CH_2Cl_2$ = 1/19); mp 198- 200 °C (dec); ^{1}H NMR (600 MHz, DMSO-d_6) δ 11.15 (br s, 1H), 8.99 (s, 1H), 7.98 (d, *J* = 8.4 Hz, 1H), 7.68 (d, *J* = 8.4 Hz, 1H), 7.26- 7.30 (m, 4H), 7.21- 7.23 (m, 3H), 6.86 (dd, *J* = 8.4 Hz, 2.4 Hz, 1H), 6.62 (d, *J* = 2.4 Hz, 1H), 5.37 (s, 2H), 4.21 (dd, *J* = 7.8 Hz, 7.2 Hz, 2H), 3.74 (s, 3H), 2.93 (dd, *J* = 7.8 Hz, 7.2 Hz, 2H); ^{13}C NMR (150 MHz, DMSO-d_6) δ 164.4, 163.9, 160.3, 150.9, 141.1, 139.5, 138.5, 131.8, 130.1, 128.7, 128.3, 127.2, 126.4, 126.2, 109.8, 108.4, 99.5, 55.7, 45.9, 42.2, 33.1; ESIMS(-), *m/z* 444.0 $[M - 1]^-$. Anal. Calcd for ($C_{25}H_{23}N_3O_5$): C, 67.41, H, 5.20, N, 9.43. Found: C, 67.17, H, 5.30, N, 9.24.

Example 7: Preparation of *N*-hydroxy-4-((7-hydroxy-2,4-dioxo-3-phenethyl-3,4-dihydroquinazolin-1(2*H*)-yl)methyl)benzamide (compound 4)

<u>Step 1:</u> Preparation of ethyl 4-((3,4-dihydro-7-hydroxy-2,4-dioxo-3-phenethylquinazolin-1(2*H*)-yl)methyl)benzoate

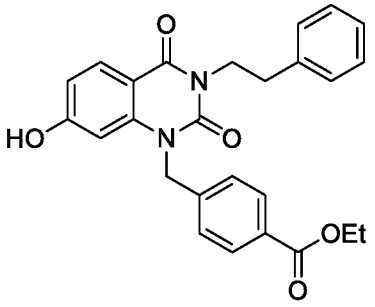

4-((7-chloro-3,4-dihydro-2,4-dioxo-3-phenethylquinazolin-1(2*H*)-yl)methyl)benzoate (3.5 g, 7.56 mmol) mixed with palladacycle (0.142 g, 0.02 eq), XPhos (0.294 g, 0.08 eq), and Cs_2CO_3 (7.39 g, 3 eq) in mixture of DMF (35 mL) and H_2O (3.5 mL) under Ar was irradiated with μW (200W) to reflux for 2 x 30 min. The resulting mixture was evaporated to dry and suspended in EtOAc (50 mL) to washed with H_2O (3 x 50 mL). The EtOAc solution dried over $MgSO_4$ was filtered. The filtrate was concentrated to around 15 mL to get white solid formed. The suspension was filtered to get

2018269348 21 Oct 2020

beige solid. The precipitation and filtration was repeated three times to get **10** as white solid(3.04 g, 90.5%). R_f = 0.27 (EtOAc/Hexanes = 1/1); mp 203- 205 °C (dec); ^{1}H NMR (600 MHz, DMSO-d_6) δ 10.61 (br s, 1H), 7.90 (dd, *J* = 8.4, 6.6 Hz, 3H), 7.27- 7.33(m, 4H), 7.19- 7.23 (m, 3H), 6.67 (dd, *J* = 8.4, 1.8 Hz, 1H), 6.43 (d, *J* = 1.8 Hz, 1H), 5.33 (s, 2H), 4.29 (q, *J* = 7.2 Hz, 2H), 4.19 (dd, *J* = 7.8, 7.2 Hz, 2H), 2.92 (dd, *J* = 7.8, 7.8 Hz, 2H), 1.29 (t, *J* = 7.2 Hz, 3H); ^{13}C NMR (150 MHz, DMSO-d_6) δ 165.3, 163.5, 160.4, 150.9, 141.8, 141.3, 138.5, 130.2, 129.4, 128.8, 128.6, 128.3, 126.5, 126.2, 111.7, 107.0, 100.2, 60.6, 46.2, 42.1, 33.2, 14.1; ESIMS(-), *m/z* 443.1 [M - 1]$^-$; Anal. Calcd for ($C_{26}H_{24}N_2O_5 \cdot 0.2\ H_2O$): C, 69.69, H, 5.49, N, 6.25. Found: C, 69.60, H, 5.70, N, 6.27.

Steps 2 to 4: Preparation of 4-((3,4-dihydro-7-hydroxy-2,4-dioxo-3-phenethylquinazolin-1(2*H*)-yl)methyl)-*N*-hydroxybenzamide (compound 4)

Starting from ethyl 4-((3,4-dihydro-7-hydroxy-2,4-dioxo-3-phenethylquinazolin-1(2*H*)-yl)methyl)benzoate and similar procedures of step 5, 6, and 7 in example 1 were followed to yield compound **4** as white solid. Yield 59.6%; R_f = 0.18 (MeOH/CH_2Cl_2 = 1/19); mp 205- 207 °C (dec); ^{1}H NMR (400 MHz, DMSO-d_6) δ 7.84 (d, *J* = 8.8 Hz, 1H), 7.69- 7.71 (m, 2H), 7.21- 7.30 (m, 7H), 6.61 (d, *J* = 8.4 Hz, 1H), 6.38 (s, 1H), 5.25 (s, 2H), 4.19 (dd, *J* = 7.6 Hz, 2H), 2.92 (dd, *J* = 7.2 Hz, 2H); ^{13}C NMR (100 MHz, DMSO-d_6) δ 165.8, 163.8, 160.5, 151.1, 141.5, 139.5, 138.7, 131.9, 130.0, 128.7, 128.4, 127.2, 126.36, 126.32, 112.6, 105.7, 100.5, 46.1, 42.1, 33.4; ESIMS(-), *m/z* 429.9 [M - 1]$^-$. Anal. Calcd for ($C_{24}H_{21}N_3O_5 \cdot H_2O$): C, 64.13, H, 5.16, N, 9.35. Found: C, 64.24, H, 4.88, N, 9.11.

Example 8: Preparation of 4-((2,4-dioxo-3-phenethyl-3,4-dihydroquinazolin-1(2*H*)-yl)methyl)-*N*-hydroxybenzamide (compound 5)

The similar procedures of example 1 were followed to yield compound **5** as brown solid. R_f = 0.20 (MeOH/CH_2Cl_2 = 2/98); ^{1}H NMR (400 MHz, DMSO-d_6) δ 11.18 (br s, 1H), 9.02 (s, 1H), 8.06 (d, *J* = 7.6 Hz, 1H), 7.68- 7.70 (m, 2H), 7.63 (dd, *J* = 7.6 Hz, 7.2 Hz, 1H), 7.20- 7.30 (m, 9H), 5.37 (s, 2H), 4.23 (dd, *J* = 7.6 Hz, 2H), 2.95 (dd, *J* = 7.6 Hz, 2H); ^{13}C NMR (100 MHz, DMSO-d_6) δ 163.9, 160.9, 150.6, 139.5, 139.4, 138.5, 135.2, 131.8, 128.7, 128.4, 128.0, 127.2, 126.4, 126.3, 122.9, 115.1, 114.8, 46.0, 42.4, 33.1; ESIMS(-), *m/z* 413.9 [M - 1]$^-$. Anal. Calcd for ($C_{24}H_{21}N_3O_4$): C, 69.39; H, 5.10; N, 10.11. Found: C, 69.31; H, 5.14; N, 10.11.

Example 9: Preparation of 3-((2,4-dioxo-3-phenethyl-3,4-dihydroquinazolin-1(2*H*)-yl)methyl)-*N*-hydroxybenzamide (compound 6)

The similar procedures of example 1 were followed to yield compound **6**. R_f = 0.19 (MeOH/CH_2Cl_2 = 2/98); mp 188- 190 °C (dec); ^{1}H NMR (400 MHz, DMSO-d_6) δ 11.24 (br s, 1H), 9.06 (s, 1H), 8.07 (d, *J* = 7.2 Hz, 1H), 7.64- 7.70 (m, 3H), 7.20- 7.42 (m, 9H), 5.39 (s, 2H), 4.24 (dd,

2018269348 21 Oct 2020

J = 7.6 Hz, 2H), 2.95 (dd, J = 7.6 Hz, 2H); ^{13}C NMR (100 MHz, DMSO-d_6) δ 163.9, 160.9, 150.6, 139.5, 138.5, 136.6, 135.2, 133.2, 129.1, 128.8, 128.6, 128.4, 128.0, 126.3, 125.8, 125.0, 122.9, 115.1, 114.8, 46.2, 42.5, 33.2; ESIMS(-), *m/z* 413.9 [M - 1]$^-$. Anal. Calcd for ($C_{24}H_{21}N_3O_4 \cdot 0.6$ H_2O): C, 67.63; H, 5.25; N, 9.86. Found: C, 67.56; H, 4.86; N, 9.61.

Example 10: Preparation of 3-((7-cyano-2,4-dioxo-3-phenethyl-3,4-dihydroquinazolin-1(2*H*)-yl)methyl)-*N*-hydroxybenzamide (compound 7)

The similar procedures of example 2 were followed to yield compound **7**. R_f = 0.42 (MeOH/CH_2Cl_2 = 1/19); mp 166- 168 °C; ^{1}H NMR (400 MHz, DMSO-d_6) δ 11.19 (br s, 1H), 9.03 (br s, 1H), 8.20 (d, J = 8.0 Hz, 1H), 7.83 (s, 1H), 7.64- 7.68 (m, 3H), 7.35- 7.43 (m, 2H), 7.22- 7.30 (m, 5H), 5.43 (s, 2H), 4.21 (dd, J = 7.6 Hz, 2H), 2.93 (dd, J = 7.6 Hz, 2H); ^{13}C NMR (100 MHz, DMSO-d_6) δ 163.8, 160.1, 150.3, 139.9, 138.3, 136.0, 133.1, 129.1, 128.7, 128.6, 128.4, 126.3, 125.88, 125.85, 124.9, 118.8, 118.4, 117.7, 116.9, 114.5, 46.2, 42.8, 33.0; ESIMS(-), *m/z* 438.9 [M-1]$^-$. Anal. Calcd for ($C_{25}H_{20}N_4O_4 \cdot 0.4$ H_2O): C, 67.08; H, 4.68; N, 12.52. Found: C, 67.13; H, 4.59; N, 12.19.

Example 11: Preparation of 4-((7-chloro-2,4-dioxo-3-phenethyl-3,4-dihydroquinazolin-1(2*H*)-yl)methyl)-*N*-hydroxybenzamide (compound 8)

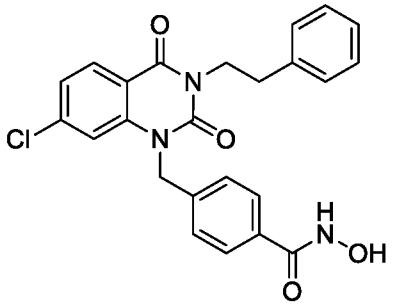

The similar procedures of example 2 were followed to yield compound **8**. R_f = 0.45 (MeOH/CH_2Cl_2 = 1/19); mp 185- 187 °C (dec); ^{1}H NMR (400 MHz, DMSO-d_6) δ 8.05 (d, J = 8.4 Hz, 1H), 7.69- 7.71 (m, 2H), 7.21- 7.31 (m, 9H), 5.39 (s, 2H), 4.20 (dd, J = 7.2 Hz, 2H), 2.93 (dd, J = 7.2 Hz, 2H); ^{13}C NMR (100 MHz, DMSO-d_6) δ 163.7, 160.2, 150.5, 140.5, 139.8, 138.9, 138.4, 132.0, 129.9, 128.7, 128.4, 127.2 ,126.35, 126.33, 123.1, 114.5, 114.0, 46.0, 42.5, 33.0; ESIMS(-), *m/z* 447.9 [M - 1]$^-$. Anal. Calcd for ($C_{24}H_{20}ClN_3O_4$): C, 64.07; H, 4.48; N, 9.34. Found: C, 64.12; H, 4.52; N, 9.31.

Example 12: Preparation of 4-((6-chloro-2,4-dioxo-3-phenethyl-3,4-dihydroquinazolin-1(2*H*)-yl)methyl)-*N*-hydroxybenzamide (compound 9)

The similar procedures of example 2 were followed to yield compound **9** as white solid. R_f = 0.27 (MeOH/CH_2Cl_2 = 1/19); mp 190- 192 °C; ^{1}H NMR (400 MHz, DMSO-d_6) δ 11.18 (br s, 1H), 9.02 (br s, 1H), 7.98 (d, J = 2.4 Hz, 1H), 7.66- 7.70 (m, 3H), 7.21- 7.30 (m, 8H), 5.37 (s, 2H), 4.21 (dd, J

2018269348 21 Oct 2020

= 7.6 Hz, 2H), 2.94 (dd, *J* = 7.6 Hz, 2H); ^{13}C NMR (100 MHz, DMSO-d_6) δ 163.8, 159.9, 150.3, 139.1, 138.39, 138.38, 134.8, 131.8, 128.7, 128.4, 127.23, 127.21, 126.8, 117.1, 116.6, 46.2, 42.6, 32.9, 126.3 (2C); ESIMS(-), *m/z* 447.9 [M - 1]$^-$; Anal. Calcd for ($C_{24}H_{20}ClN_3O_4$): C, 64.07; H, 4.48; N, 9.34. Found: C, 63.75; H, 4.40; N, 9.18.

Example 13: Preparation of 4-((7-chloro-3-methyl-2,4-dioxo-3,4-dihydroquinazolin-1(2*H*)-yl)methyl)-*N*-hydroxybenzamide (compound 10)

^{1}H NMR (400 MHz, DMSO-d_6) δ 8.03 (d, *J* = 8.4 Hz, 1H), 7.70 (d, *J* = 8.0 Hz, 2H), 7.37 (d, *J* = 8.0 Hz, 2H), 7.27−7.30 (m, 2H), 5.41 (s, 2H), 3.34 (s, 3H); ^{13}C NMR (100 MHz, DMSO-d_6) δ 163.7, 160.6, 150.8, 140.5, 139.6, 139.0, 131.9, 129.8, 127.2, 126.3, 123.0, 114.4, 114.1, 46.1, 28.3; ESIMS(-), *m/z* = 358 [M - H]$^-$. Anal. Calcd for ($C_{17}H_{14}ClN_3O_4 \cdot 0.2\ H_2O$): C, 56.19; H, 3.99; N, 11.56. Found: C, 56.18; H, 3.87; N, 11.37.

Example 14: Preparation of 4-((3-benzyl-2,4-dioxo-3,4-dihydroquinazolin-1(2*H*)-yl)methyl)-*N*-hydroxybenzamide (compound 11)

^{1}H NMR (400 MHz, DMSO-d_6) δ 11.16 (br s, 1H), 9.01 (br s, 1H), 8.09 (d, *J* = 7.6 Hz, 1H), 7.63−7.71 (m, 3H), 7.22−7.37 (m, 9H), 5.42 (s, 2H), 5.20 (s, 2H); ^{13}C NMR (100 MHz, DMSO-d_6) δ 163.9, 161.1, 150.8, 139.5, 139.4, 137.1, 135.3, 131.8, 128.3, 128.1, 127.4, 127.2, 127.1, 126.3, 123.0, 115.0, 114.9, 46.2, 44.4; ESIMS(-), *m/z* = 400 [M - H]$^-$. Anal. Calcd for ($C_{23}H_{19}N_3O_4 \cdot 0.8\ H_2O$): C, 66.43; H, 4.99; N, 10.11. Found: C, 66.50; H, 4.66; N, 9.93.

Example 15: Preparation of 4-((2,4-dioxo-3-phenethyl-3,4-dihydropyrido[2,3-d]pyrimidin-1(2*H*)-yl)methyl)-*N*-hydroxybenzamide (compound 12)

^{1}H NMR (400 MHz, DMSO-d_6) δ 8.66 (dd, *J* = 4.4, 1.2 Hz, 1H), 8.39 (dd, *J* = 7.6, 1.2 Hz, 1H), 7.66 (d, *J* = 8.0 Hz, 2H), 7.17−7.35 (m, 8H), 5.43 (s, 2H), 4.16 (t, *J* = 7.6 Hz, 2H), 2.90 (t, *J* = 7.6 Hz, 2H); ^{13}C NMR (100 MHz, DMSO-d_6) δ 163.7, 160.5, 154.2, 150.6, 150.2, 139.2, 138.4, 137.4, 133.0, 128.7, 128.4, 126.7, 126.6, 126.4, 119.4, 110.5, 48.6, 44.7, 42.5, 33.0; ESIMS(-), *m/z* = 415 [M - H]$^-$. Anal. Calcd for ($C_{23}H_{20}N_4O_4 \cdot 1.2\ H_2O$): C, 63.06; H, 5.15; N, 12.79. Found: C, 62.97; H, 4.90; N, 12.47.

Example 16: Preparation of 4-((2,4-dioxo-3-phenethyl-7-(trifluoromethyl)-3,4-dihydroquinazolin-1(2*H*)-yl)methyl)-*N*-hydroxybenzamide (compound 13)

^{1}H NMR (400 MHz, DMSO-d_6) δ 11.20 (br s, 1H), 9.03 (br s, 1H), 8.25 (d, *J* = 8.4 Hz, 1H), 7.69 (d, *J* = 8.0 Hz, 2H), 7.58 (d, *J* = 8.4 Hz, 1H), 7.50 (s, 1H), 7.22−7.31 (m, 7H), 5.47 (s, 2H), 4.23 (t, *J* = 7.2 Hz, 2H), 2.95 (t, *J* = 7.2 Hz, 2H); ^{13}C NMR (100 MHz, DMSO-d_6) δ 163.8, 160.2, 150.5, 139.9, 139.1, 138.4, 134.5, 134.1, 131.8, 129.6, 128.7, 128.4, 127.2, 126.45, 126.40, 124.6, 121.9,

2018269348 21 Oct 2020

119.14, 119.10, 118.3, 111.9, 111.8, 46.1, 42.7, 32.9; ESIMS(-), *m/z* = 482 [M - H]$^-$. Anal. Calcd for ($C_{25}H_{20}F_3N_3O_4$): C, 62.11; H, 4.17; N, 8.69. Found: C, 62.13; H, 4.13; N, 8.64.

Example 17: Preparation of 4-((3-(4-fluorophenethyl)-2,4-dioxo-3,4-dihydroquinazolin-1(2*H*)-yl)methyl)-*N*-hydroxybenzamide (compound 14)

^{1}H NMR (400 MHz, DMSO-d_6) δ 11.15 (br s, 1H), 9.01 (br s, 1H), 8.06 (dd, *J* = 8.0, 1.2 Hz, 1H), 7.69 (d, *J* = 8.4 Hz, 1H), 7.62 (dd, *J* = 8.4, 7.6 Hz, 1H), 7.20−7.28 (m, 6H), 7.09 (dd, *J* = 9.2, 8.4 Hz, 2H), 5.37 (s, 2H), 4.22 (t, *J* = 7.6 Hz, 2H), 2.94 (t, *J* = 7.6 Hz, 2H); ^{13}C NMR (100 MHz, DMSO-d_6) δ 163.9, 162.1, 160.9, 159.7, 150.6, 139.4, 135.2, 134.7, 134.6, 131.8, 130.6, 130.5, 128.0, 127.2, 126.4, 126.2, 122.9, 115.19, 115.10, 114.9, 114.8, 46.0, 42.4, 32.2; ESIMS(-), *m/z* = 432 [M - H]$^-$. Anal. Calcd for ($C_{24}H_{20}FN_3O_4$): C, 66.51; H, 4.65; N, 9.69. Found: C, 66.20; H, 4.46; N, 9.48.

Example 18: Preparation of *N*-hydroxy-4-((3-(2-methoxyphenethyl)-2,4-dioxo-3,4-dihydroquinazolin-1(2*H*)-yl)methyl)benzamide (compound 15)

^{1}H NMR (400 MHz, DMSO-d_6) δ 8.99 (br s, 1H), 8.04 (dd, *J* = 8.0, 1.2 Hz, 1H), 7.68 (d, *J* = 8.0 Hz, 2H), 7.61 (dd, *J* = 7.6, 7.2 Hz, 1H), 7.17−7.26 (m, 5H), 7.06 (d, *J* = 7.2 Hz, 1H), 6.90 (d, *J* = 8.0 Hz, 1H), 6.83 (dd, *J* = 7.6, 7.2 Hz, 1H), 5.33 (s, 2H), 4.26 (t, *J* = 7.2 Hz, 2H), 3.64 (s, 3H), 2.94 (t, *J* = 7.2 Hz, 2H), 11.16 (br s, 1H); ^{13}C NMR (100 MHz, DMSO-d_6) δ 164.0, 161.0, 157.5, 150.7, 139.6, 139.5, 135.2, 131.8, 130.3, 128.1, 127.9, 127.3, 126.6, 126.5, 123.0, 120.3, 115.2, 114.7, 110.7, 55.2, 46.1, 41.3, 27.9; ESIMS(-), *m/z* = 444 [M - H]$^-$. Anal. Calcd for ($C_{25}H_{23}N_3O_5 \cdot 0.5\ H_2O$): C, 66.07; H, 5.32; N, 9.25. Found: C, 66.12; H, 5.33; N, 9.17.

Example 19: Preparation of 2-(4-((2,4-dioxo-3-phenethyl-3,4-dihydroquinazolin-1(2*H*)-yl)methyl)phenyl)-*N*-hydroxyacetamide (compound 16)

The similar procedures of example 3 were followed to yield compound **16**. ^{1}H NMR (400 MHz, DMSO-d_6) δ 8.76 (br s, 1H), 8.05 (dd, *J* = 8.0, 1.2 Hz, 1H), 7.63 (ddd, *J* = 8.4, 8.4, 1.2 Hz, 1H), 7.12−7.30 (m, 11H), 5.31 (s, 2H), 4.23 (t, *J* = 7.6 Hz, 2H), 3.23 (s, 2H), 2.94 (t, *J* = 7.6 Hz, 2H), 10.60 (br s, 1H); ^{13}C NMR (100 MHz, DMSO-d_6) δ 166.8, 160.9, 150.6, 139.5, 138.5, 135.2, 135.0, 134.3, 129.2, 128.7, 128.3, 127.9, 126.34, 126.32, 122.8, 115.0, 114.9, 45.9, 42.4, 38.9, 33.1; ESIMS(-), *m/z* = 428 [M - H]$^-$. Anal. Calcd for ($C_{25}H_{23}N_3O_4$): C, 69.92; H, 5.40; N, 9.78. Found: C, 70.03; H, 5.52; N, 9.44.

Example 20: Preparation of 4-((6-fluoro-2,4-dioxo-3-phenethyl-3,4-dihydroquinazolin-1(2*H*)-yl)methyl)-*N*-hydroxybenzamide (compound 17)

The similar procedures of example 1 were followed to yield compound **17**. ^{1}H NMR (400 MHz, DMSO-d_6) δ 11.21 (br s, 1H), 9.05 (br s, 1H), 7.68−7.77 (m, 3H), 7.54 (s, 1H), 7.21−7.28 (m, 8H),

21 Oct 2020 2018269348

5.37 (s, 2H), 4.21 (t, J = 6.8 Hz, 2H), 2.94 (t, J = 6.8 Hz, 2H); ^{13}C NMR (100 MHz, DMSO-d_6) δ 163.8, 160.19, 160.16, 158.7, 156.3, 150.3, 139.3, 138.4, 136.2, 131.8, 128.7, 128.4, 127.2, 126.4, 126.3, 122.9, 122.7, 117.4, 117.3, 116.5, 116.4, 113.2, 113.0, 46.3, 42.7, 33.0; ESIMS(-), m/z = 432 [M - H]$^-$. Anal. Calcd for ($C_{24}H_{20}FN_3O_4$ · 0.1 H_2O): C, 66.23; H, 4.68; N, 9.65. Found: C, 66.07; H, 4.77; N, 9.32.

Example 21: **Preparation of *N*-hydroxy-4-((3-(2-hydroxyphenethyl)-2,4-dioxo-3,4-dihydroquinazolin-1(2*H*)-yl)methyl)benzamide (compound 18)**

^{1}H NMR (400 MHz, DMSO-d_6) δ 11.19 (br s, 1H), 9.32 (br s, 1H), 9.03 (br s, 1H), 8.04 (d, J = 7.6 Hz, 1H), 7.67 (d, J = 8.0 Hz, 2H), 7.61 (dd, J = 7.6, 7.6 Hz, 1H), 7.22−7.26 (m, 3H), 7.17 (d, J = 8.4 Hz, 1H), 6.97−7.02 (m, 2H), 6.75 (d, J = 8.0 Hz, 1H), 6.66 (dd, J = 7.6, 7.2 Hz, 1H), 5.34 (s, 2H), 4.25 (t, J = 6.8 Hz, 2H), 2.90 (t, J = 6.8 Hz, 2H); ^{13}C NMR (100 MHz, DMSO-d_6) δ 164.0, 161.0, 155.6, 150.7, 139.6, 139.5, 135.2, 131.7, 130.3, 128.1, 127.4, 127.3, 126.5, 124.9, 122.9, 118.9, 115.2, 114.9, 114.8, 46.1, 41.3, 27.8; ESIMS(+), m/z = 454 [M + H]$^+$.

Example 22: Preparation of 2-(4-((2,4-dioxo-3-phenethyl-3,4-dihydroquinazolin-1(2*H*)-yl)methyl)-3-fluorophenyl)-*N*-hydroxyacetamide (compound 19)

^{1}H NMR (400 MHz, DMSO-d_6) δ 10.64 (br s, 1H), 8.83 (br s, 1H), 8.07 (dd, J = 8.0, 0.8 Hz, 1H), 7.66 (ddd, J = 8.0, 8.0, 0.8 Hz, 1H), 7.12−7.29 (m, 8H), 6.97 (dd, J = 8.0, 0.8 Hz, 1H), 6.88 (dd, J = 8.0, 8.0 Hz, 1H), 5.33 (s, 2H), 4.20 (t, J = 7.6 Hz, 2H), 3.27 (s, 2H), 2.92 (t, J = 7.6 Hz, 2H); ^{13}C NMR (100 MHz, DMSO-d_6) δ 166.4, 160.8, 160.7, 158.2, 150.4, 139.4, 138.4, 137.78, 137.70, 135.3, 128.6, 128.4, 128.0, 127.58, 127.54, 126.3, 125.8, 125.3, 123.0, 121.0, 120.9, 115.9, 115.7, 115.0, 114.4, 42.4, 40.7, 40.6, 38.6, 33.1; ESIMS(-), m/z = 446 [M - H]$^-$. Anal. Calcd for ($C_{25}H_{22}FN_3O_4$): C, 67.11; H, 4.96; N, 9.39. Found: C, 67.26; H, 4.99; N, 9.22.

Example 23: Preparation of 4-((2,4-dioxo-3-phenethyl-3,4-dihydrothieno[2,3-d]pyrimidin-1(2*H*)-yl)methyl)-*N*-hydroxybenzamide (compound 21)

^{1}H NMR (400 MHz, DMSO-d_6) δ 11.20 (br s, 1H), 9.04 (br s, 1H), 7.71 (d, J = 8.0 Hz, 2H), 7.15−7.31 (m, 9H), 5.19 (s, 2H), 4.15 (t, J = 7.6 Hz, 2H), 2.90 (t, J = 7.6 Hz, 2H); ^{13}C NMR (100 MHz, DMSO-d_6) δ 163.7, 157.5, 152.3, 150.5, 138.4, 137.9, 132.3, 128.7, 128.4, 127.2, 127.1, 126.3, 123.1, 118.2, 115.2, 50.5, 42.2, 33.1; ESIMS(−), m/z = 420 [M − H]$^-$.Anal. Calcd for ($C_{22}H_{19}N_3O_4S$ · 0.5 H_2O): C, 61.38; H, 4.68; N, 9.76. Found: C, 61.44; H, 4.60; N, 9.63.

Example 24: Preparation of *N*-hydroxy-4-((7-methyl-2,4-dioxo-3-phenethyl-3,4-dihydroquinazolin-1(2*H*)-yl)methyl)benzamide (compound 22)

^{1}H NMR (400 MHz, DMSO-d_6) δ 11.16 (br s, 1H), 8.99 (br s, 1H), 7.94 (d, J = 8.0 Hz, 1H), 7.68 (d, J = 8.0 Hz, 2H), 7.20−7.30 (m, 7H), 7.07−7.09 (m, 2H), 5.35 (s, 2H), 4.21 (t, J = 7.6 Hz, 2H),

2018269348 21 Oct 2020

2.93 (t, J = 7.6 Hz, 2H), 2.30 (s, 3H); ^{13}C NMR (100 MHz, DMSO-d_6) δ 163.8, 160.7, 150.6, 146.0, 139.59, 139.55, 138.4, 131.7, 128.7, 128.3, 127.9, 127.2, 126.36, 126.30, 124.1, 114.6, 112.7, 45.9, 42.3, 33.1, 21.6; ESIMS(+), m/z = 430 [M + H]$^+$.Anal. Calcd for ($C_{25}H_{23}N_3O_4$): C, 69.92; H, 5.40; N, 9.78. Found: C, 69.70; H, 5.23; N, 9.74.

Example 25: Preparation of 2-(4-((7-cyano-2,4-dioxo-3-phenethyl-3,4-dihydroquinazolin-1(2*H*)-yl)methyl)phenyl)-*N*-hydroxyacetamide (compound 23)

^{1}H NMR (400 MHz, DMSO-d_6) δ 11.61 (br s, 1H), 8.77 (br s, 1H), 8.18 (d, J = 8.0 Hz, 1H), 7.79 (s, 1H), 7.64 (d, J = 8.4 Hz, 1H), 7.15−7.30 (m, 9H), 5.34 (s, 2H), 4.21 (t, J = 7.6 Hz, 2H), 3.24 (s, 2H), 2.93 (t, J = 7.6 Hz, 2H); ^{13}C NMR (100 MHz, DMSO-d_6) δ 166.9, 160.0, 150.2, 139.8, 138.3, 135.2, 133.7, 129.2, 129.1, 128.7, 128.4, 126.4, 126.3, 125.7, 118.9, 118.4, 117.7, 116.8, 46.0, 42.7, 38.9, 32.9; ESIMS(+), m/z = 477.1 [M + Na]$^+$. Anal. Calcd for ($C_{26}H_{22}N_4O_4$): C, 68.71; H, 4.88; N, 12.33. Found: C, 68.55 ; H, 4.86; N, 12.14.

Example 26: Preparation of 4-((2,4-dioxo-3-(2-(thiophen-2-yl)ethyl)-3,4-dihydroquinazolin-1(2*H*)-yl)methyl)-*N*-hydroxybenzamide (compound 24)

^{1}H NMR (400 MHz, DMSO-d_6) δ 11.16 (br s, 1H), 9.00 (br s, 1H), 8.06 (d, J = 7.6 Hz, 1H), 7.62−7.69 (m, 3H), 7.21−7.35 (m, 5H), 6.89−6.95 (m, 2H), 5.38 (s, 2H), 4.25 (t, J = 7.2 Hz, 2H), 3.18 (t, J = 7.2 Hz, 2H); ^{13}C NMR (100 MHz, DMSO-d_6) δ 163.9, 160.9, 150.6, 140.3, 139.4, 135.2, 131.8, 128.0, 127.2, 127.2, 127.0, 126.4, 125.6, 124.4, 123.0, 115.1, 114.8, 46.0, 42.5, 27.1; ESIMS(+), m/z = 422 [M + H]$^+$.

Example 27: **Preparation of 4-((2,4-dioxo-3-phenethyl-3,4-dihydroquinazolin-1(2*H*)-yl)methyl)-*N*-hydroxythiophene-2-carboxamide (compound 25)**

^{1}H NMR (400 MHz, DMSO-d_6) δ 11.14 (br s, 1H), 9.06 (br s, 1H), 8.06 (dd, J = 7.6, 1.2 Hz, 1H), 7.69 (ddd, J = 8.8, 8.4, 0.8 Hz, 1H), 7.60 (br s, 1H), 7.50 (br s, 1H), 7.40 (d, J = 8.4 Hz, 1H), 7.18−7.31 (m, 6H), 5.30 (s, 2H), 4.21 (t, J = 7.6 Hz, 2H), 2.93 (t, J = 7.6 Hz, 2H); ^{13}C NMR (100 MHz, DMSO-d_6) δ 160.8, 159.2, 150.2, 139.3, 137.8, 137.5, 135.2, 128.6, 128.4, 128.0, 126.9, 126.8, 126.3, 122.9, 115.0, 114.7, 42.5, 42.3, 33.2; ESIMS(+), m/z = 444.1 [M + Na]$^+$. Anal. Calcd for ($C_{22}H_{19}N_3O_4S$): C, 62.69; H, 4.54; N, 9.97. Found: C, 62.93; H, 4.60; N, 9.97.

Example 28: Preparation of 4-((3-(3-fluorophenethyl)-2,4-dioxo-3,4-dihydroquinazolin-1(2*H*)-yl)methyl)-*N*-hydroxybenzamide (compound 26)

^{1}H NMR (400 MHz, DMSO-d_6) δ 11.17 (br s, 1H), 9.01 (br s, 1H), 8.06 (dd, J = 8.0, 1.2 Hz, 1H), 7.61−7.69 (m, 3H), 7.19−7.34 (m, 5H), 7.01−7.07 (m, 3H), 5.37 (s, 2H), 4.25 (t, J = 7.6 Hz, 2H), 2.98 (t, J = 7.6 Hz, 2H); ^{13}C NMR (100 MHz, DMSO-d_6) δ 163.93, 163.39, 160.97, 160.94, 150.6, 141.5, 141.4, 139.49, 139.46, 135.2, 131.8, 130.28, 130.20, 128.0, 127.2, 126.4, 124.92,

21 Oct 2020 2018269348

124.90, 123.0, 115.5, 115.3, 115.1, 114.8, 113.2, 113.0, 46.0, 42.1, 32.7; ESIMS(+), *m/z* = 434.1 [M + H]$^+$. Anal. Calcd for ($C_{24}H_{20}FN_3O_4$): C, 66.51; H, 4.65; N, 9.69. Found: C, 66.85; H, 4.69; N, 9.76.

Example 29: Preparation of 4-((7-cyclopropyl-2,4-dioxo-3-phenethyl-3,4-dihydroquinazolin-1(2*H*)-yl)methyl)-*N*-hydroxybenzamide (compound 27)

^{1}H NMR (400 MHz, DMSO-d_6) δ 11.18 (br s, 1H), 9.02 (br s, 1H), 7.90 (d, *J* = 8.0 Hz, 1H), 7.69 (d, *J* = 8.0 Hz, 1H), 7.20−7.30 (m, 7H), 6.86−6.91 (m, 2H), 5.38 (s, 2H), 4.21 (t, *J* = 7.6 Hz, 2H), 2.93 (t, *J* = 7.6 Hz, 2H), 1.89−1.93 (m, 1H), 0.97-1.00 (m, 2H), 0.64−0.66 (m, 2H); ^{13}C NMR (100 MHz, DMSO-d_6) δ 163.8, 160.6, 152.6, 150.7, 139.7, 139.4, 138.5, 131.7, 128.7, 128.3, 128.0, 127.2, 126.4, 126.3, 119.8, 112.5, 111.2, 45.8, 42.3, 33.1, 15.7, 10.8; ESIMS(+), *m/z* = 456.1 [M + H]$^+$. Anal. Calcd for ($C_{27}H_{25}N_3O_4 \cdot 0.5\ H_2O$): C, 69.81; H, 5.64; N, 9.05. Found: C, 69.80; H, 5.71; N, 8.96.

Example 30: Preparation of 4-((3-(3-chloro-4-methoxyphenethyl)-2,4-dioxo-3,4-dihydroquinazolin-1(2*H*)-yl)methyl)-*N*-hydroxybenzamide (compound 28)

^{1}H NMR (400 MHz, DMSO-d_6) δ 11.16 (br s, 1H), 9.02 (br s, 1H), 8.06 (d, *J* = 7.6 Hz, 1H), 7.61−7.68 (m, 3H), 7.02−7.35 (m, 7H), 5.37 (s, 2H), 4.19 (t, *J* = 7.2 Hz, 2H), 3.79 (s, 3H), 2.89 (t, *J* = 7.2 Hz, 2H); ^{13}C NMR (100 MHz, DMSO-d_6) δ 163.9, 160.9, 153.0, 150.6, 139.4, 135.2, 131.8, 131.7, 128.5, 128.0, 127.2, 126.6, 126.3, 123.0, 120.7, 115.1, 114.8, 112.7, 55.9, 46.0, 42.4, 31.9; ESIMS(+), *m/z* = 502.1 [M + Na]$^+$.

Example 31: Preparation of *N*-hydroxy-4-((3-(4-(methylamino)phenethyl)-2,4-dioxo-3,4-dihydroquinazolin-1(2*H*)-yl)methyl)benzamide (compound 29)

^{1}H NMR (400 MHz, DMSO-d_6) δ 11.14 (br s, 1H), 9.00 (br s, 1H), 8.07 (dd, *J* = 8.0, 1.2 Hz, 1H), 7.61−7.69 (m, 3H), 7.20−7.30 (m, 4H), 6.94 (d, *J* = 8.0 Hz, 1H), 6.45 (d, *J* = 8.4 Hz, 2H), 5.46 (q, *J* = 4.8 Hz, 1H), 5.39 (s, 2H), 4.13 (t, *J* = 7.6 Hz, 2H), 2.77 (t, *J* = 7.6 Hz, 2H), 2.62 (d, *J* = 4.8 Hz, 3H); ^{13}C NMR (100 MHz, DMSO-d_6) δ 164.4, 161.4, 151.1, 148.9, 140.04, 140.00, 135.7, 132.3, 129.6, 128.5, 127.7, 126.9, 125.5, 123.4, 115.7, 115.3, 112.2, 46.5, 43.4, 32.8, 30.3; ESIMS(-), *m/z* = 443.1 [M - H]$^-$.

Example 32: Preparation of *N*-hydroxy-4-((3-(4-morpholinophenethyl)-2,4-dioxo-3,4-dihydroquinazolin-1(2*H*)-yl)methyl)benzamide (compound 30)

^{1}H NMR (400 MHz, DMSO-d_6) δ 2.84 (br s, 2H), 3.03 (br s, 4H), 3.71 (br s, 4H), 4.17 (br s, 2H), 5.38 (s, 2H), 6.85 (d, *J* = 6.4 Hz, 2H), 7.08 (d, *J* = 6.8 Hz, 2H), 7.21−7.26 (m, 4H), 7.63−7.70 (m, 3H), 8.06 (d, *J* = 6.4 Hz, 1H), 9.03 (br s, 1H), 11.16 (br s, 1H); ^{13}C NMR (100 MHz, DMSO-d_6) δ 32.2, 42.7, 46.0, 48.6, 66.0, 114.8, 115.1, 115.6, 122.9, 126.4, 127.3, 128.0, 128.4, 128.9, 129.2, 131.8, 135.2, 139.4, 149.6, 150.6, 160.9, 163.9; ESIMS(-), *m/z* = 499 [M − H]$^-$.

2018269348 21 Oct 2020

Example 33: Preparation of 4-((3-(benzyloxy)-2,4-dioxo-3,4-dihydroquinazolin-1(2*H*)-yl)methyl)-*N*-hydroxybenzamide (compound 31)

^{1}H NMR (400 MHz, DMSO-d_6) δ 5.19 (s, 2H), 5.41 (s, 2H), 7.23 (d, J = 8.4 Hz, 1H), 7.30 (dd, J = 7.6, 7.2 Hz, 1H), 7.36−7.46 (m, 5H), 7.57−7.59 (m, 2H), 7.64−7.71 (m, 3H), 8.10 (d, J = 7.6 Hz, 1H), 9.03 (br s, 1H), 11.20 (br s, 1H); ^{13}C NMR (100 MHz, DMSO-d_6) δ 46.3, 77.4, 115.1, 115.6, 123.2, 126.4, 127.2, 127.9, 128.3, 128.9, 129.6, 131.8, 134.3, 135.3, 138.9, 139.2, 149.1, 158.2, 163.9; ESIMS(+), m/z = 418 $[M + H]^+$.

Example 34: Preparation of 5-((2,4-dioxo-3-phenethyl-3,4-dihydroquinazolin-1(2*H*)-yl)methyl)-*N*-hydroxythiophene-2-carboxamide (compound 32)

^{1}H NMR (400 MHz, DMSO-d_6) δ 2.91 (d, J = 7.6 Hz, 2H), 4.19 (d, J = 7.6 Hz, 2H), 5.49 (s, 2H), 7.15−7.30 (m, 7H), 7.45 (br s, 1H), 7.56 (d, J = 8.8 Hz, 1H), 7.72 (ddd, J = 8.8, 8.8, 1.6 Hz, 1H), 8.04 (dd, J = 8.0, 1.2 Hz, 1H), 9.10 (br s, 1H), 11.19 (br s, 1H); ^{13}C NMR (100 MHz, DMSO-d_6) δ 46.3, 77.4, 115.1, 115.6, 123.2, 126.4, 127.2, 127.9, 128.3, 128.9, 129.6, 131.8, 134.3, 135.3, 138.9, 139.2, 149.1, 158.2, 163.9; ESIMS(-), m/z = 420 $[M - H]^-$.Anal. Calcd for ($C_{22}H_{19}N_3O_4S$): C, 62.69; H, 4.54; N, 9.97. Found: C, 62.86; H, 4.89; N, 9.61.

Example 35: Preparation of *N*-hydroxy-4-((3-(4-methoxyphenethyl)-2,4-dioxo-3,4-dihydroquinazolin-1(2*H*)-yl)methyl)benzamide (compound 33)

^{1}H NMR (400 MHz, DMSO-d_6) δ 2.87 (t, J = 7.6 Hz, 2H), 3.70 (s, 3H), 4.19 (t, J = 7.6 Hz, 2H), 5.38 (s, 2H), 6.84 (d, J = 8.4 Hz, 2H), 7.14 (d, J = 8.4 Hz, 2H), 7.20−7.28 (m, 4H), 7.61−7.68 (m, 3H), 8.07 (d, J = 8.0 Hz, 1H), 8.99 (br s, 1H), 11.14 (br s, 1H); ^{13}C NMR (100 MHz, DMSO-d_6) δ 32.2, 40.1, 46.0, 54.9, 113.8, 114.8, 115.1, 122.9, 126.3, 127.2, 128.0, 129.6, 130.3, 131.8, 135.1, 139.4, 150.6, 157.8, 160.8;

Example 36: Preparation of *N*-hydroxy-4-((3-(4-hydroxyphenethyl)-2,4-dioxo-3,4-dihydroquinazolin-1(2*H*)-yl)methyl)benzamide (compound 34)

^{1}H NMR (400 MHz, DMSO-d_6) δ 2.82 (t, J = 7.2 Hz, 2H), 4.15 (t, J = 7.2 Hz, 2H), 5.38 (s, 2H), 6.67 (d, J = 8.4 Hz, 2H), 7.01 (d, J = 8.4 Hz, 2H), 7.19−7.29 (m, 4H), 7.60−7.69 (m, 3H), 8.06 (d, J = 8.0 Hz, 1H), 9.03 (br s, 1H), 9.23 (br s, 1H), 11.15 (br s, 1H); ^{13}C NMR (100 MHz, DMSO-d_6) δ 32.3, 42.8, 46.0, 114.8, 115.1, 115.2, 123.0, 126.4, 127.2, 128.0, 128.5, 129.6, 131.8, 135.2, 139.4, 139.5, 150.6, 155.8, 160.9, 164.0; ESIMS(-), m/z = 430 $[M - H]^-$

Example 37: Preparation of 4-((2,4-dioxo-3-phenyl-3,4-dihydroquinazolin-1(2*H*)-yl)methyl)-*N*-hydroxybenzamide (compound 35)

^{1}H NMR (400 MHz, DMSO-d_6) δ 2.91 (d, J = 7.6 Hz, 2H), 4.19 (d, J = 7.6 Hz, 2H), 5.49 (s, 2H), 7.15−7.30 (m, 7H), 7.45 (br s, 1H), 7.56 (d, J = 8.8 Hz, 1H), 7.72 (ddd, J = 8.8, 8.8, 1.6 Hz, 1H), 8.04

2018269348 21 Oct 2020

(dd, J = 8.0, 1.2 Hz, 1H), 9.10 (br s, 1H), 11.19 (br s, 1H); ^{13}C NMR (100 MHz, DMSO-d_6) δ 46.7, 115.5, 116.4, 123.4, 127.0, 127.7, 128.7, 129.3, 129.4, 129.5, 132.3, 135.9, 136.8, 140.0, 140.4, 151.4, 161.9, 164.4; ESIMS(-), *m/z* = 386 $[M - H]^-$.

Example 38: Preparation of *N*-hydroxy-4-((3-(4-methoxyphenyl)-2,4-dioxo-3,4-dihydroquinazolin-1(2*H*)-yl)methyl)benzamide (compound 36)

White solid; R_f = 0.34 (MeOH/CH_2Cl_2 = 1/9); mp 258-269 °C (dec); ^{1}H NMR (400 MHz, DMSO-d_6) δ 3.80 (s, 3H), 5.41 (s, 2H), 7.03 (d, *J* = 8.0 Hz, 2H), 7.25-7.33 (m, 4H), 7.45 (d, *J* = 8.4 Hz, 2H), 7.65-7.72 (m, 3H), 9.03 (s, 1H), 11.19 (s, 1H); ^{13}C NMR (100 MHz, DMSO-d_6) δ 46.3, 55.3, 114.0, 115.0, 115.9, 122.9, 126.6, 127.2, 128.2, 128.8, 130.0, 131.8, 135.3, 139.5, 139.9, 151.2, 158.9, 161.6, 164.0; ESIMS(+), *m/z* 418.1 $[M + 1]^+$; Anal. Calcd for ($C_{23}H_{19}N_3O_5$): C, 66.18; H, 4.59; N, 10.07. Found: C, 66.03; H, 4.35; N, 9.75

Example 39: Preparation of 4-((3-(4-chlorophenyl)-2,4-dioxo-3,4-dihydroquinazolin-1(2*H*)-yl)methyl)-*N*-hydroxybenzamide (compound 37)

White solid; R_f = 0.29 (MeOH/CH_2Cl_2 = 1：9); mp 258-260 °C (dec); ^{1}H NMR (400 MHz, DMSO-d_6) δ 5.41 (s, 2H), 7.25-7.31 (m, 2H), 7.47 (dd, *J* = 8.2, 3.4 Hz, 4H), 7.57 (d, *J* = 8.4 Hz, 2H), 7.67-7.71 (m, 3H), 8.08 (d, *J* = 7.6 Hz, 1H), 9.02 (s, 1H), 11.18 (s, 1H); ^{13}C NMR (100 MHz, DMSO-d_6) δ 46.3, 115.0, 115.9, 123.0, 126.6, 127.2, 128.2, 128.9, 131.0, 131.8, 132.8, 135.2, 135.5, 139.4, 139.9, 150.8, 161.3, 163.9; ESIMS(-), *m/z* 419.9 $[M-H]^-$; Anal. Calcd for ($C_{22}H_{16}ClN_3O_4$): C, 62.64; H, 3.82; N, 9.96. Found: C, 62.30; H, 3.63; N, 9.83.

Example 40: Preparation of 4-((3-(4-fluorophenyl)-2,4-dioxo-3,4-dihydroquinazolin-1(2*H*)-yl)methyl)-*N*-hydroxybenzamide (compound 38)

White solid; R_f = 0.44 (MeOH/CH_2Cl_2 = 1/9); mp 257 °C (dec); ^{1}H NMR (200 MHz, DMSO-d_6) δ 5.42 (s, 2H), 7.26-7.36 (m, 4H), 7.47-7.52 (m, 4H), 7.67-7.74 (m, 3H), 8.09 (dd, *J* = 7.2, 0.8 Hz, 1H), 9.06 (s, 1H), 11.22 (s, 1H); ^{13}C NMR (100 MHz, DMSO-d_6) δ 46.3, 115.0, 115.6, 115.8, 115.9, 123.0, 126.6, 127.2, 128.2, 131.1, 131.2, 131.8, 132.5 (2C), 135.4, 139.5, 139.9, 151.0, 160.4, 161.5, 162.9, 164.0; ESIMS(+), *m/z* 406.1 $[M + 1]^+$; Anal. Calcd for ($C_{22}H_{16}FN_3O_4$): C, 65.18; H, 3.98; N, 10.37. Found: C, 65.19; H, 3.95; N, 10.21.

Example 41: Preparation of *N*-hydroxy-4-((3-(2-methoxyphenyl)-2,4-dioxo-3,4-dihydroquinazolin-1(2*H*)-yl)methyl)benzamide (compound 39)

White solid; R_f = 0.29 (MeOH/CH_2Cl_2 = 1/9); mp 238-239 °C (dec); ^{1}H NMR (200 MHz, DMSO-d_6) δ 11.21 (s, 1H), 9.07 (s, 1H), 8.08 (d, *J* = 7.6 Hz, 1H), 7.75 (d, *J* = 8.0 Hz, 2H), 7.70(t, *J* = 7.8 Hz, 1H), 7.40-7.46 (m, 4H), 7.33 (d, *J* = 8.4 Hz, 1H), 7.29 (t, *J* = 7.6 Hz, 1H), 7.18 (d, *J* = 8.0 Hz, 1H), 7.07 (t, *J* = 7.4 Hz, 1H), 5.44 (s, 2H), 3.76 (s, 3H); ^{13}C NMR (100 MHz, DMSO-d_6) δ

2018269348 21 Oct 2020

164.0, 160.9, 154.7, 150.5, 139.8, 139.5, 135.6, 131.9, 130.2, 130.0, 128.3, 127.4, 126.5, 124.6, 123.2, 120.5, 115.5, 115.1, 112.1, 55.8, 46.0; ESIMS(+), *m/z* 418.1 $[M + 1]^+$; Anal. Calcd for ($C_{22}H_{16}FN_3O_4$) C, 66.18; H, 4.59; N, 10.07. Found: C, 66.55; H, 4.31; N, 10.35.

Example 42: Preparation of (*E*)-3-(4-((2,4-dioxo-3-phenethyl-3,4-dihydroquinazolin-1(2*H*)-yl)methyl)phenyl)-*N*-hydroxyacrylamide (compound 40)

White solid; R_f = 0.21 (EtOAc/Hexanes = 3/1); mp 203-206 °C; IR(ATR): 3347, 2950, 2838, 1640 cm^{-1}; ^1H NMR (200 MHz, DMSO-d_6) δ 10.76 (br s, 1H), 8.06 (d, *J* = 8.0 Hz, 1H), 7.64 (t, *J* = 7.7 Hz, 1H), 7.48 (t, *J* = 6.9 Hz, 2H), 7.38-7.21 (m, 10H), 6.42 (s, 1H), 5.35 (s, 2H), 4.23 (t, *J* = 8.0 Hz, 2H), 2.95 (t, *J* = 7.0 Hz, 2H); ^{13}C NMR (50 MHz, DMSO-d_6) δ 162.7, 160.9, 150.6, 139.5, 138.5, 137.9, 137.7, 135.2, 133.9, 128.7, 128.4, 128.0, 127.8, 127.0, 126.3, 123.0, 119.0, 115.1, 114.9, 46.1, 42.5, 33.1; ESIMS(-), *m/z* 440 $[M - H]^-$; Anal. Calcd for ($C_{26}H_{23}N_3O_4$): C, 70.73; H, 5.25; N, 9.52. Found: C, 70.46; H, 5.41; N, 9.39.

Example 43: Preparation of (*E*)-3-(4-((3-(4-chlorophenethyl)-2,4-dioxo-3,4-dihydroquinazolin-1(2*H*)-yl)methyl)phenyl)-*N*-hydroxyacrylamide (compound 41)

White solid; R_f = 0.22 (MeOH/DCM = 5/95); mp 193-196 °C; IR(ATR): 3358, 3268, 2949, 2839, 1630 cm^{-1}; ^1H NMR (200 MHz, DMSO-d_6) δ 10.77 (br s, 1H), 9.02 (br s, 1H), 8.06 (dd, *J* = 7.6, 1.0 Hz, 1H), 7.64 (t, *J* = 7.0 Hz, 1H), 7.49 (t, *J* = 8.0 Hz, 2H), 7.36-7.18 (m, 9H), 6.41 (d, *J* = 14.0 Hz, 1H), 5.34 (s, 2H), 4.24 (t, *J* = 7.0 Hz, 2H), 2.95 (t, *J* = 7.0 Hz, 2H); ^{13}C NMR (50 MHz, DMSO-d_6) δ 162.7, 160.9, 150.7, 139.5, 137.9, 137.7, 137.6, 135.3, 133.9, 131.0, 130.7, 128.4, 128.0, 127.8, 127.0, 123.0, 119.0, 115.1, 114.9, 46.1, 42.3, 32.4; ESIMS(+), *m/z* 476 $[M + H]^+$; Anal. Calcd for ($C_{26}H_{22}ClN_3O_4$): C, 65.62; H, 4.66; N, 8.83. Found: C, 65.11; H, 4.52; N, 8.70.

Example 44: Preparation of (*E*)-3-(4-((3-(4-fluorophenethyl)-2,4-dioxo-3,4-dihydroquinazolin-1(2*H*)-yl)methyl)phenyl)-*N*-hydroxyacrylamide (compound 42)

White solid; R_f = 0.24 (MeOH/DCM = 5/95); mp 198-200 °C; IR(ATR): 3358, 3278, 2945, 2836, 1643 cm^{-1}; ^1H NMR (400 MHz, DMSO-d_6) δ 10.77 (br s, 1H), 9.04 (br s, 1H), 8.06 (dd, *J* = 7.8, 1.4 Hz, 1H), 7.66-7.62 (m, 1H), 7.50 (d, *J* = 8.0 Hz, 2H), 7.41 (d, *J* = 16 Hz, 1H), 7.27-7.21 (m, 6H), 7.10 (t, *J* = 8.8 Hz, 2H), 6.41 (d, *J* = 16 Hz, 1H), 5.34 (s, 2H), 4.22 (t, *J* = 7.4 Hz, 2H), 2.94 (t, *J* = 7.2 Hz, 2H); ^{13}C NMR (100 MHz, DMSO-d_6) δ 162.7, 162.2, 160.9, 159.8, 150.6, 139.5, 137.9, 137.7, 135.3, 134.7, 134.7, 133.9, 130.6, 130.6, 128.0, 127.8, 127.0, 123.0, 119.0, 115.2, 115.1, 115.0, 114.9, 46.1, 42.4, 32.3; ESIMS(-), *m/z* 458 $[M - H]^-$; Anal. Calcd for ($C_{26}H_{22}FN_3O_4$) C, 67.97; H, 4.83; N, 9.15. Found: C, 67.90; H, 4.80; N, 8.95.

Example 45: **Preparation of (*E*)-*N*-hydroxy-3-(4-((3-(4-methoxyphenethyl)-2,4-dioxo-3,4-dihydroquinazolin-1(2*H*)-yl)methyl)phenyl)acrylamide (compound 43)**

2018269348 21 Oct 2020

White solid; R_f = 0.28 (MeOH/DCM = 5/95); mp 164-167 °C; IR(ATR): 3250, 2919, 2849, 1698, 1649, 1608 cm^{-1}; ^1H NMR (200 MHz, DMSO-d_6) δ 10.77 (br s, 1H), 9.02 (br s, 1H), 8.06 (d, J = 7.6 Hz, 1H), 7.64 (t, J = 7.1 Hz, 1H), 7.52-7.11 (m, 9H), 6.84 (d, J = 8.6 Hz, 2H), 6.41 (d, J = 15.8 Hz, 1H), 5.35 (s, 2H), 4.19 (t, J = 7.0 Hz, 2H), 3.70 (s, 3H), 2.88 (t, J = 7.0 Hz, 2H); ^{13}C NMR (50 MHz, DMSO-d_6) δ 162.8, 161.0, 157.9, 150.7, 139.5, 138.0, 137.8, 135.3, 133.9, 130.4, 129.8, 128.1, 127.9, 127.1, 123.1, 119.0, 115.1, 114.9, 113.9, 55.0, 46.1, 42.7, 32.3; ESIMS(+), *m/z* 472 $[M + H]^+$, 494 $[M + Na]^+$; Anal. Calcd for ($C_{27}H_{25}N_3O_5 \cdot 0.5\ H_2O$): C, 67.49; H, 5.45; N, 8.74. Found: C, 67.31; H, 5.31; N, 8.66.

Example 46: Preparation of (*E*)-*N*-hydroxy-3-(4-((3-(4-hydroxyphenethyl)-2,4-dioxo-3,4-dihydroquinazolin-1(2*H*)-yl)methyl)phenyl)acrylamide (compound 44)

White solid; R_f = 0.22 (10% MeOH in DCM); mp 211-214 °C; IR(ATR): 3353, 3227, 2919, 2850, 1707, 1675, 1636, 1607 cm^{-1}; ^1H NMR (200 MHz, DMSO-d_6) δ 9.57 (br s, 2H), 8.06 (dd, J = 6.0, 2.0 Hz, 1H), 7.63 (t, J = 7.0 Hz, 1H), 7.51 (d, J = 8.0 Hz, 2H), 7.41 (d, J = 16.0 Hz, 1H), 7.29-7.20 (m, 4H), 7.01 (d, J = 8.0 Hz, 2H), 6.67 (d, J = 8.0 Hz, 2H), 6.42 (d, J = 16.0 Hz, 1H), 5.34 (s, 2H), 4.18 (t, J = 7.0 Hz, 2H), 2.83 (t, J = 8.0 Hz, 2H); ^{13}C NMR (50 MHz, DMSO-d_6) δ 162.7, 160.9, 155.9, 150.7, 139.5, 137.9, 137.7, 135.2, 133.9, 129.7, 128.5, 128.0, 127.9, 127.1, 123.0, 119.0, 115.2, 114.9, 46.1, 42.8, 32.3; ESIMS(-), *m/z* 456 $[M - H]^-$; Anal. Calcd for ($C_{26}H_{23}N_3O_5$): C, 68.26; H, 5.07; N, 9.19. Found: C, 68.39; H, 5.27; N, 8.88.

Example 47: Preparation of (*E*)-3-(4-((3-(4-chlorophenethyl)-7-fluoro-2,4-dioxo-3,4-dihydroquinazolin-1(2*H*)-yl)methyl)phenyl)-*N*-hydroxyacrylamide (compound 46)

R_f = 0.14 (MeOH/DCM = 5/95); mp 192-194 °C; IR(ATR): 3288, 2921, 2850, 1702, 1666, 1646, 1623 cm^{-1}; ^1H NMR (200 MHz, DMSO-d_6) δ 10.78 (br s, 1H), 9.04 (br s, 1H), 8.11 (dd, J = 8.9, 6.6 Hz, 1H), 7.54-7.31 (m, 5H), 7.25-7.07 (m, 6H), 6.42 (d, J = 16 Hz, 1H), 5.32 (s, 2H), 2.94 (t, J = 7.2 Hz, 2H). 4.21 (t, J = 7.2 Hz, 2H); ^{13}C NMR (50 MHz, DMSO-d_6) δ 167.4, 164.9, 162.7, 160.2, 150.7, 141.7, 141.6, 137.9, 137.5, 137.3, 134.0, 131.3, 131.2, 131.1, 130.7, 128.4, 127.9, 127.1, 119.1, 112.0, 112.0, 111.0, 110.8, 102.2, 101.9, 46.2, 42.3, 32.4; ESIMS(-), *m/z* 492 [M - H]; Anal. Calcd for ($C_{26}H_{21}ClFN_3O_4 \cdot 0.2\ H_2O$): C, 62.77; H, 4.34; N, 8.45. Found: C, 62.56; H, 4.48; N, 8.19.

Example 48: Preparation of (*E*)-3-(4-((7-fluoro-3-(4-fluorophenethyl)-2,4-dioxo-3,4-dihydroquinazolin-1(2*H*)-yl)methyl)phenyl)-*N*-hydroxyacrylamide (compound 47)

R_f = 0.13 (EtOAc/Hexanes = 2/1); mp 201-204 °C; IR(ATR): 3275, 2918, 2849, 1701, 1646, 1622, 1595 cm^{-1}; ^1H NMR (200 MHz, DMSO-d_6) δ 10.78 (br s,1H), 9.04 (br s, 1H), 8.11 (t, J = 8.0 Hz, 1H), 7.51 (d, J = 8.0 Hz, 2H), 7.42 (d, J = 16.0 Hz, 1H), 7.25-7.05 (m, 8H), 6.42 (d, J = 16.0 Hz, 1H), 5.33 (s, 2H), 4.20 (t, J = 7.0 Hz, 2H), 2.93 (t, J = 7.0 Hz, 2H); ^{13}C NMR (50 MHz, DMSO-d_6) δ

2018269348 21 Oct 2020

168.6, 163.6, 163.4, 162.3, 160.2, 158.6, 150.7, 141.8, 141.5, 137.9, 137.3, 134.6, 134.6, 134.0, 131.3, 131.1, 130.7, 130.5, 127.1, 127.0, 119.1, 115.3, 114.9, 112.0, 112.0, 111.1, 110.6, 102.3, 101.8, 82.0, 46.2, 42.5, 32.2; ESIMS(-), *m/z* 476 [M - H]$^-$; Anal. Calcd for ($C_{26}H_{21}F_2N_3O_4$): C, 65.40; H, 4.43; N, 8.80. Found: C, 65.47; H, 4.63; N, 8.76.

Example 49: Preparation of (*E*)-3-(4-((7-fluoro-3-(4-methoxyphenethyl)-2,4-dioxo-3,4-dihydroquinazolin-1(2*H*)-yl)methyl)phenyl)-*N*-hydroxyacrylamide (compound 48)

White solid; R_f = 0.32 (EtOAc/Hexanes = 2/1); mp 196-198 °C; IR(ATR): 3367, 2949, 2836, 1705, 1671, 1660, 1645, 1621 cm^{-1}; ^{1}H NMR (200 MHz, DMSO-d_6) δ 10.78 (br s, 1H), 9.04 (br s, 1H), 8.12 (dd, *J* = 10.0, 6.0 Hz, 1H), 7.51 (d, *J* = 8.0 Hz, 2H), 7.42 (d, *J* = 16.0 Hz, 1H), 7.23 (d, *J* = 8.0 Hz, 2H), 7.16-7.08 (m, 4H), 6.84 (d, *J* = 8.0 Hz, 2H), 6.41 (d, *J* = 16.0 Hz, 1H), 5.34 (s, 2H), 4.17 (t, *J* = 7.0 Hz, 2H), 3.7 (s, 3H), 2.86 (t, *J* = 7.0 Hz, 2H); ^{13}C NMR (50 MHz, DMSO-d_6) δ 168.7, 163.7, 162.8, 160.3, 158.0, 150.8, 141.9, 141.6, 138.0, 137.4, 134.1, 131.5, 131.2, 130.4, 129.9, 128.0, 127.2, 119.1, 114.0, 112.2, 112.1, 111.2, 110.7, 102.4, 101.9, 55.1, 46.3, 42.8, 32.3; ESIMS(-), *m/z* 488 [M - H]$^-$; Anal. Calcd for ($C_{27}H_{24}FN_3O_5$): C, 66.25; H, 4.94; N, 8.58. Found: C, 66.05; H, 5.03; N, 8.31.

Example 50: Preparation of (*E*)-3-(4-((7-fluoro-3-(4-hydroxyphenethyl)-2,4-dioxo-3,4-dihydroquinazolin-1(2*H*)-yl)methyl)phenyl)-*N*-hydroxyacrylamide (compound 49)

R_f = 0.24 (EtOAc/Hexanes = 2/1); mp 188-190 °C; IR(ATR): 3246, 2922, 2850, 1701, 1647, 1620, 1598 cm^{-1}; ^{1}H NMR (400 MHz, DMSO-d_6) δ 10.76 (br s, 1H), 9.23 (br s, 1H), 9.02 (br s, 1H), 8.11 (t, *J* = 7.4 Hz, 1H), 7.52 (d, *J* = 8.0 Hz, 2H), 7.42 (d, *J* = 16.0 Hz, 1H), 7.23 (d, *J* = 8.0 Hz, 2H), 7.11 (t, *J* = 8.8 Hz, 2H), 7.00 (d, *J* = 8.0 Hz, 2H), 6.67 (d, *J* = 8.0 Hz, 2H), 6.43 (d, *J* = 16.0 Hz, 1H), 5.33 (s, 2H), 4.15 (t, *J* = 7.4 Hz, 2H), 2.82 (t, *J* = 7.2 Hz, 2H); ^{13}C NMR (100 MHz, DMSO-d_6) δ 167.3, 164.8, 162.7, 160.1, 155.8, 150.7, 141.7, 141.5, 137.9, 137.3, 134.0, 131.2, 131.1, 129.6, 128.4, 127.8, 127.1, 119.1, 115.2, 112.02, 112.01, 110.9, 110.6, 102.1, 101.8, 46.2, 42.8, 32.2;
ESIMS(-), *m/z* 474 [M - H]$^-$; Anal. Calcd for ($C_{26}H_{22}FN_3O_5 \cdot 0.6\ H_2O$): C, 64.22; H, 4.81; N, 8.64. Found: C, 64.00; H, 5.01; N, 8.27.

Example 51: Preparation of (*E*)-3-(4-((7-chloro-2,4-dioxo-3-phenethyl-3,4-dihydroquinazolin-1(2*H*)-yl)methyl)phenyl)-*N*-hydroxyacrylamide (compound 50)

R_f = 0.24 (EtOAc/Hexanes = 2/1); mp 207-210 °C; IR(ATR): 3355, 3281, 2920, 2850, 1702, 1647, 1605 cm^{-1}; ^{1}H NMR (200 MHz, DMSO-d_6) δ 10.77 (br s, 1H), 9.05 (br s, 1H), 8.05 (d, *J* = 8.0 Hz, 1H), 7.52 (d, *J* = 8.0 Hz, 2H), 7.47-7.22 (m, 10H), 6.43 (d, *J* = 16 Hz, 1H), 5.37 (s, 2H), 4.21 (t, *J* = 8.0 Hz, 2H), 2.94 (t, *J* = 7.0 Hz, 2H); ^{13}C NMR (50 MHz, DMSO-d_6) δ 162.7, 160.3, 150.6, 140.6, 139.9, 138.4, 137.9, 137.3, 134.0, 130.0, 128.8, 128.5, 127.9, 127.0, 126.4, 123.2, 119.1,

21 Oct 2020 2018269348

114.6, 114.1, 46.1, 42.6, 33.0; ESIMS(-), *m/z* 474 [M - H]$^-$; Anal. Calcd for ($C_{26}H_{22}ClN_3O_4 \cdot 0.1\ H_2O$): C, 65.37; H, 4.68; N, 8.80. Found: C, 65.18; H, 4.91; N, 8.50.

Example 52: **Preparation of (*E*)-3-(4-((7-chloro-3-(4-hydroxyphenethyl)-2,4-dioxo-3,4-dihydroquinazolin-1(2*H*)-yl)methyl)phenyl)-*N*-hydroxyacrylamide (compound 51)**

R_f = 0.15 (EtOAc/Hexanes = 2/1); mp 199-202 °C; IR(ATR): 3330, 3194, 3028, 2852, 1708, 1655, 1636, 1603 cm^{-1}; ^{1}H NMR (200 MHz, DMSO-d_6) δ 10.77 (br s, 1H), 9.25 (br s, 1H), 8.04 (d, *J* = 8.6 Hz, 1H), 7.52 (d, *J* = 7.8 Hz, 2H), 7.42 (*J* = 16.0 Hz, 1H), 7.3 (d, *J* = 8.0 Hz, 2H), 7.22 (d, *J* = 7.8 Hz, 2H), 6.99 (d, *J* = 8.0 Hz, 2H), 6.66 (d, *J* = 8.0 Hz, 2H), 6.42 (d, *J* = 16.0 Hz, 1H), 5.35 (s, 2H), 4.14 (t, *J* = 6.8 Hz, 2H), 2.81 (t, *J* = 6.7 Hz, 2H); ^{13}C NMR (50 MHz, DMSO-d_6) δ 162.7, 160.3, 155.9, 150.6, 140.6, 139.9, 137.9, 137.3, 134.0, 130.0, 129.7, 128.4, 127.9, 127.0, 123.2, 119.1, 115.2, 114.6, 114.1, 46.1, 42.9, 32.2; ESIMS(-), *m/z* 490 [M - H]$^-$; Anal. Calcd for ($C_{26}H_{22}ClN_3O_5$): C, 63.48; H, 4.51; N, 8.54. Found: C, 63.43; H, 4.58; N, 8.22.

Example 53: **Preparation of (*E*)-3-(4-((2,4-dioxo-3-phenyl-3,4-dihydroquinazolin-1(2*H*)-yl)methyl)phenyl)-*N*-hydroxyacrylamide (compound 52)**

R_f = 0.20 (MeOH/DCM = 3/97); mp 229-231 °C; IR(ATR): 3256, 1698, 1657, 1641, 1606 cm^{-1}; ^{1}H NMR (200 MHz, DMSO-d_6) δ 10.76 (br s, 1H), 9.04 (br s, 1H), 8.08 (d, *J* = 7.0 Hz, 1H), 7.69 (t, *J* = 7.4 Hz, 1H), 7.55-7.25 (m, 12H), 6.42 (d, *J* = 16.0 Hz, 1H), 5.39 (s, 2H); ^{13}C NMR (50 MHz, DMSO-d_6) δ 162.8, 161.5, 151.0, 140.0, 138.0, 137.8, 136.3, 135.5, 133.9, 129.1, 128.9, 128.3, 127.9, 127.3, 123.0, 119.0, 115.9, 115.1, 46.3; ESIMS(-), *m/z* 412 [M - H]; Anal. Calcd for ($C_{24}H_{19}N_3O_4$): C, 69.72; H, 4.63; N, 10.16. Found: C, 69.97; H, 4.64; N, 10.06.

Example 54: **Preparation of (*E*)-*N*-hydroxy-3-(4-((3-(4-methoxyphenyl)-2,4-dioxo-3,4-dihydroquinazolin-1(2*H*)-yl)methyl)phenyl)acrylamidee (compound 53)**

White solid; R_f = 0.21 (MeOH/DCM = 5/95); mp 181-184 °C; IR(ATR): 3264, 2923, 2848, 2360, 1706, 1658, 1607 cm^{-1}; ^{1}H NMR (200 MHz, DMSO-d_6) δ 10.77 (br s, 1H), 9.05 (br s, 1H), 8.07 (d, *J* = 6.8 Hz, 1H), 7.68 (t, *J* = 7.4 Hz, 1H), 7.55-7.23 (m, 9H), 7.02 (d, *J* = 8.8 Hz, 2H), 6.44 (d, *J* = 16.0 Hz, 1H), 5.38 (s, 2H), 3.80 (s, 3H); ^{13}C NMR (50 MHz, DMSO-d_6) δ 162.7, 161.6, 158.9, 151.2, 139.9, 137.9, 137.8, 135.4, 133.9, 130.0, 128.8, 128.2, 127.8, 127.2, 122.9, 119.0, 115.9, 115.0, 114.1, 55.3, 46.3; ESIMS(-), *m/z* 442 [M - H]$^-$; Anal. Calcd for ($C_{25}H_{21}N_3O_5 \cdot 0.1\ H_2O$): C, 67.71; H, 4.77; N, 9.48. Found: C, 67.05; H, 4.77; N, 9.32.

Example 55: Preparation of (*E*)-*N*-hydroxy-3-(4-((3-(4-hydroxyphenyl)-2,4-dioxo-3,4-dihydroquinazolin-1(2*H*)-yl)methyl)phenyl)acrylamide (compound 54)

R_f = 0.13 (MeOH/DCM = 5/95); mp 244-247 °C; IR(ATR): 3287, 2950, 2838, 1702, 1654, 1605 cm^{-1}; ^{1}H NMR (200 MHz, DMSO-d_6) δ 10.75 (br s, 1H), 9.64 (br s, 1H), 9.03 (br s, 1H), 8.06 (d, *J* =

2018269348 21 Oct 2020

8.0 Hz, 1H), 7.67 (t, J = 7.0 Hz, 1H), 7.51 (t, J = 7.6 Hz, 2H), 7.41-7.14 (m, 7H), 6.83 (d, J = 8.0 Hz, 2H), 6.41 (d, J = 16.0 Hz, 1H), 5.38 (s, 2H); ^{13}C NMR (100 MHz, DMSO-d_6) δ 162.7, 161.6, 157.1, 151.2, 139.9, 137.9, 137.8, 135.3, 133.9, 129.8, 128.2, 127.8, 127.3, 127.2, 122.9, 119.0, 115.8, 115.3, 115.0, 46.3; ESIMS(-), *m/z* 428 $[M - H]^-$; Anal. Calcd for ($C_{24}H_{19}N_3O_5$. 0.1 H_2O): C, 66.85; H, 4.49; N, 9.74. Found: C, 66.47; H, 4.68; N, 9.36.

Example 56: **Preparation of *N*-hydroxy-4-((3-(2-nitrophenyl)-2,4-dioxo-3,4-dihydroquinazolin-1(2*H*)-yl)methyl)benzamide (compound 56)**

R_f = 0.19 (MeOH/DCM = 5%); ^{1}H NMR (400 MHz, DMSO) δ 11.20 (br s, 1H, NH), 9.06 (br s, 1H, OH), 8.38-8.21 (m, 1H, Ar-H), 8.17-8.05 (m, 1H, Ar-H), 8.04-7.92 (m, 1H, Ar-H), 7.92-7.65 (m, 5H, Ar-H), 7.49-7.26 (m, 4H, Ar-H), 5.53 (d, 1H, CH, J = 17.2 Hz), 5.42 (d, 1H, CH, J = 17.1 Hz). ESIMS(+), *m/z* 433 $[M + H]^+$. HPLC 95.9%

Example 57: Preparation of 4-((2,4-dioxo-3-(2-phenylcyclopropyl)-3,4-dihydroquinazolin-1(2*H*)-yl)methyl)-*N*-hydroxybenzamide (compound 57)

R_f = 0.19 (MeOH/DCM = 5%); mp 122.0-124.5 °C; ^{1}H NMR (400 MHz, DMSO) δ 11.19 (s, 1H, NH), 9.03 (s, 1H, OH), 8.07 (dd, 1H, Ar-H, J = 8.0 Hz, 1.4 Hz), 7.74-7.67 (m, 2H, Ar-H), 7.67-7.57 (m, 1H, Ar-H), 7.45-7.37 (m, 2H, Ar-H), 7.35-7.15 (m, 7H, Ar-H), 5.49-5.31 (m, 2H, CH_2), 2.92-2.80 (m, 1H, CH), 2.41-2.29 (m, 1H, CH), 1.69-1.57 (m, 1H, CH), 1.51-1.40 (m, 1H, CH). ^{13}C NMR (100 MHz, DMSO) δ 164.0, 162.1, 151.5, 140.8, 139.74, 139.66, 135.0, 131.8, 128.1, 128.0, 127.2, 126.7, 126.5, 126.0, 122.7, 115.9, 114.8, 46.1, 34.4, 25.6, 17.1. HPLC >99.5%.

Example 58: Preparation of *N*-hydroxy-4-((3-(2-hydroxyethyl)-2,4-dioxo-3,4-dihydroquinazolin-1(2*H*)-yl)methyl)benzamide (compound 58)

R_f = 0.24 (MeOH/DCM = 10%); mp 189.2-192.8 °C; ^{1}H NMR (400 MHz, DMSO) δ 8.14-7.95 (m, 1H, Ar-H), 7.83-7.52 (m, 3H, Ar-H), 7.40-6.98 (m, 4H, Ar-H), 5.37 (s, 2H, CH_2), 4.84 (s, 1H, OH), 4.23-3.94 (m, 2H, CH_2), 3.75-3.49 (m, 2H, CH_2). ESIMS(+), *m/z* 356 $[M + H]^+$. HPLC 97.5%.

Example 59: Preparation of *N*-hydroxy-4-((3-(2-hydroxy-2-phenylethyl)-2,4-dioxo-3,4-dihydroquinazolin-1(2*H*)-yl)methyl)benzamide (compound 59)

R_f = 0.06 (MeOH/DCM = 5%); mp 205.6-206.8 °C; ^{1}H NMR (400 MHz, DMSO) δ 11.21 (s, 1H, NH), 9.05 (s, 1H, OH), 8.08 (pseudo d, 1H, Ar-H, J = 7.8 Hz), 7.69 (pseudo d, 2H, Ar-H, J = 8.1 Hz), 7.67-7.60 (m, 1H, Ar-H), 7.41-7.15 (m, 9H, Ar-H), 5.57 (d, 1H, OH, J = 4.6 Hz), 5.49-5.29 (m, 2H, CH_2), 5.12-4.97 (m, 1H, CH), 4.34 (dd, 1H, CH, J = 12.8 Hz, 8.7 Hz), 4.04 (dd, 1H, CH, J = 12.8 Hz, 5.0 Hz). ESIMS(+), *m/z* 432 $[M + H]^+$. HPLC >99%

2018269348 21 Oct 2020

Example 60: Preparation of 4-((7-fluoro-3-(2-fluorophenyl)-2,4-dioxo-3,4-dihydroquinazolin-1(2*H*)-yl)methyl)-*N*-hydroxybenzamide (compound 60)

R_f = 0.36 (MeOH/DCM = 10%); mp 129.5-134.0 °C; ^{1}H NMR (400 MHz, DMSO) δ 11.21 (s, 1H, NH), 9.06 (s, 1H, OH), 8.17 (dd, 1H, Ar-H, *J* = 8.7 Hz, 6.4 Hz), 7.73 (d, 2H, Ar-H, *J* = 8.3 Hz), 7.61 (td, 1H, Ar-H, *J* = 7.7 Hz, 1.6 Hz), 7.58-7.49 (m, 1H, Ar-H), 7.47-7.40 (m, 3H, Ar-H), 7.39-7.32 (m, 1H, Ar-H), 7.27 (dd, 1H, Ar-H, *J* = 11.1 Hz, 2.1 Hz), 7.20 (td, 1H, Ar-H, *J* = 8.5 Hz, 2.1 Hz), 5.49 (d, 1H, CH, *J* = 17.2 Hz), 5.39 (d, 1H, CH, *J* = 17.1 Hz). ESIMS(+), *m/z* 424 $[M + H]^+$. HPLC 98%

Example 61: Preparation of 4-((7-chloro-3-(2-fluorophenyl)-2,4-dioxo-3,4-dihydroquinazolin-1(2*H*)-yl)methyl)-*N*-hydroxybenzamide (compound 61)

R_f = 0.43 (MeOH/DCM = 1/9); mp 186.4-189.3 °C; ^{1}H NMR (400 MHz, DMSO) δ 11.21 (s, 1H, NH), 9.06 (s, 1H, OH), 8.11 (d, 1H, Ar-H, *J* = 8.4 Hz), 7.73 (d, 2H, Ar-H, *J* = 8.3 Hz), 7.61 (td, 1H, Ar-H, *J* = 7.7 Hz, 1.6 Hz), 7.58-7.49 (m, 1H, Ar-H), 7.49-7.30 (m, 6H, Ar-H), 5.51 (d, 1H, CH, *J* = 17.2 Hz), 5.42 (d, 1H, CH, *J* = 17.2 Hz). ESIMS(+), *m/z* 438 $[M - H]^-$. HPLC 99%

Example 62: Preparation of 4-((2,4-dioxo-3-(4-(trifluoromethyl)benzyl)-3,4-dihydroquinazolin-1(2*H*)-yl)methyl)-*N*-hydroxybenzamide (compound 62)

R_f = 0.71 (MeOH/CH_2Cl_2 = 1/9); ^{1}H NMR (400 MHz, DMSO-d_6) δ 11.21 (s, 1H), 9.12 (s, 1H), 8.08 (d, *J* = 5.92 Hz, 1H), 7.87 (d, *J* = 7.6 Hz, 1H), 7.72-7.60 (m, 2H), 7.49 (d, *J* = 8.1 Hz, 2H), 7.35-7.21 (m, 6H), 5.39 (s, 2H), 5.21 (s, 2H); ESIMS(+), *m/z* $[M + Na]^+$ 508. HPLC 97%

Example 63: Preparation of 4-((2,4-dioxo-3-(4-(trifluoromethyl)phenethyl)-3,4-dihydroquinazolin-1(2*H*)-yl)methyl)-*N*-hydroxybenzamide (compound 63)

R_f = 0.71 (MeOH/CH_2Cl_2 = 1/9); ^{1}H NMR (400 MHz, DMSO-d_6) δ 11.17 (s, 1H), 9.03 (s, 1H), 8.07 (d, *J* = 6.3 Hz, 1H), 7.76-7.60 (m, 5H), 7.48 (d, *J* = 7.9 Hz, 2H), 7.37-7.20 (m, 4H), 5.37 (s, 2H), 4.26 (t, *J* = 7.7 Hz, 1H), 3.05 (d, *J* = 7.3 Hz, 1H); ESIMS(+), *m/z* $[M + H]^+$ 484. HPLC 94%

Example 64: Preparation of 4-((2,4-dioxo-3-phenyl-7-(trifluoromethyl)-3,4-dihydroquinazolin-1(2*H*)-yl)methyl)-*N*-hydroxybenzamide (compound 64)

R_f = 0.49 (MeOH/CH_2Cl_2 = 1/9); ^{1}H NMR (400 MHz, DMSO-d_6) δ 11.19 (s, 1H), 9.03 (s, 1H), 8.28 (d, *J* = 8.1 Hz, 1H), 7.71 (d, *J* = 8.2 Hz, 2H), 7.62 (d, *J* = 8.3 Hz, 1H), 7.54-7.40 (m, 8H), 5.51 (s, 2H); ESIMS(+), *m/z* $[M + H]^+$; HPLC 95%

Example 65: Preparation of 4-((2,4-dioxo-3-(2,4,5-trifluorophenyl)-3,4-dihydroquinazolin-1(2*H*)-yl)methyl)-*N*-hydroxybenzamide (compound 65)

R_f = 0.23 (MeOH/CH_2Cl_2= 1/9); ^{1}H NMR (400 MHz, DMSO-d_6) δ 11.19 (s, 1H), 9.04 (s, 1H), 8.11 (d, *J* = 7.92 Hz, 1H), 7.98-7.65 (m, 5H), 7.55-7.28 (m, 4H), 5.52 (d, *J* = 17.0 Hz, 1H), 5.37 (d, *J* = 17.1 Hz, 1H); ESIMS(+), *m/z* $[M + H]^+$ 442. HPLC 93%

2018269348 21 Oct 2020

Example 66: **Preparation of 4-((3-(2-fluorophenethyl)-2,4-dioxo-3,4-dihydroquinazolin-1(2*H*)-yl)methyl)-*N*-hydroxybenzamide (compound 66)**

R_f = 0.77 (MeOH/CH_2Cl_2 = 5/95); ^{1}H NMR (400 MHz, DMSO-d_6) δ 11.16 (s,1H), 9.01 (s, 1H), 8.03 (d, J = 7.8 Hz, 1H), 7.73-7.56 (m, 3H), 7.29-7.05 (m, 8H), 5.32 (s, 2H), 4.24 (t, J = 7.0 Hz, 2H), 2.99 (t, J = 7.0 Hz, 2H); ESIMS(+), *m/z* $[M + Na]^+$ 454. HPLC 95%

Example 67: Preparation of 4-((2,4-dioxo-3-(3,3,3-trifluoropropyl)-3,4-dihydroquinazolin-1(2*H*)-yl)methyl)-*N*-hydroxybenzamide (compound 67)

R_f = 0.60 (MeOH/CH_2Cl_2 = 5/95); ^{1}H NMR (400 MHz, DMSO-d_6) δ 11.16 (s, 1H), 9.01 (s, 1H), 8.08 (d, J = 7.8 Hz, 1H), 7.67 (t, J = 6.8 Hz, 2H), 7.36 (d, J = 8.0 Hz, 2H), 7.33-7.19 (m, 2H), 5.41 (s, 2H), 4.24 (t, J = 7.1 Hz, 2H), 2.74-2.64 (m, 2H); ESIMS(+), *m/z* $[M + H]^+$ 408. HPLC 98%

Example 68: Preparation of 4-((2,4-dioxo-3-(2,2,2-trifluoroethyl)-3,4-dihydroquinazolin-1(2*H*)-yl)methyl)-*N*-hydroxybenzamide (compound 68)

R_f = 0.69 (MeOH/CH_2Cl_2 = 5/95); ^{1}H NMR (400 MHz, DMSO-d_6) δ 11.16 (s,1H), 9.02 (s, 1H), 8.10 (dd, J = 7.7 Hz, 1.4 Hz, 1H), 7.68 (d, J = 8.3 Hz, 3H), 7.42-7.25 (m, 4H), 5.43 (s, 2H), 4.83 (q, J = 9.1 Hz, 2H); ESIMS(+), *m/z* $[M + Na]^+$ 416. HPLC 98%

Example 69: Preparation of 4-((8-fluoro-2,4-dioxo-3-phenethyl-3,4-dihydroquinazolin-1(2*H*)-yl)methyl)-*N*-hydroxybenzamide (compound 69)

R_f = 0.71 (MeOH/CH_2Cl_2 = 5/95); ^{1}H NMR (400 MHz, DMSO-d_6) δ 11.16 (s, 1H), 9.00 (s, 1H), 7.94 (d, J = 7.9 Hz, 1H), 7.66 (d, J = 8.2 Hz, 2H), 7.61-7.49 (m, 1H), 7.31-7.15 (m, 8H), 5.39 (s, 2H), 4.19 (t, J =7.5 Hz, 2H), 2.92 (t, J =7.6 Hz, 2H); ESIMS(+), *m/z* $[M + H]^+$ 434. HPLC 97%

Example 70: Preparation of 4-((2,4-dioxo-3-(2-(pyridin-2-yl)ethyl)-3,4-dihydroquinazolin-1(2*H*)-yl)methyl)-*N*-hydroxybenzamide (compound 70)

R_f = 0.57 (MeOH/CH_2Cl_2 = 5/95); ^{1}H NMR (400 MHz, DMSO-d_6) δ 11.16 (s, 1H), 9.00 (s, 1H), 7.94 (d, J = 7.9 Hz, 1H), 7.66 (d, J = 8.2 Hz, 2H), 7.54 (dd, J = 14.5 Hz, 8.0 Hz, 1H), 7.29-7.21 (m, 8H), 5.39 (s, 2H), 4.19 (t, J = 7.5 Hz, 2H), 2.92 (t, J = 7.6 Hz, 2H); ESIMS (+) *m/z* $[M + H]^+$ 417. HPLC 97%.

Example 71: Preparation of 4-((2,4-dioxo-3-(2-(pyridin-3-yl)ethyl)-3,4-dihydroquinazolin-1(2*H*)-yl)methyl)-*N*-hydroxybenzamide (compound 71)

R_f = 0.71 (MeOH/CH_2Cl_2 = 1/9); ^{1}H NMR (400 MHz, DMSO-d_6) δ 11.20 (s, 1H), 9.05 (s, 1H), 8.45-8.38 (m, 2H), 8.05 (d, J = 7.9 Hz, 1H), 7.75-7.62 (m, 4H), 7.36-7.15 (m, 5H), 5.36 (s, 2H), 4.26 (t, J =7.1 Hz, 2H), 2.99 (t, J = 7.1 Hz, 2H); ESIMS(+), *m/z* $[M + H]^+$ 417. HPLC 98%

Example 72:Preparation of 4-((3-(2-fluoro-5-(trifluoromethyl)phenyl)-2,4-dioxo-3,4-dihydroquinazolin-1(2*H*)-yl)methyl)-*N*-hydroxybenzamide (compound 72)

2018269348 21 Oct 2020

R_f = 0.43 ($MeOH/CH_2Cl_2$= 5/95); ^1H NMR (400 MHz, DMSO-d_6) δ 11.19 (s,1H), 9.09 (s, 1H), 8.15-8.01 (m, 1H), 8.11 (dd, J = 8.0 Hz, 1.4 Hz, 1H), 8.03-7.92 (m, 1H), 7.77-7.68 (m, 4H), 7.45 (d, J = 8.2 Hz, 2H), 7.40-7.30 (m, 2H), 5.53 (d, J = 17.1 Hz, 1H), 5.38 (d, J = 17.2 Hz, 1H); ESIMS(+), *m/z* $[M + H]^+$ 474. HPLC 95%.

Example 73: **Preparation of 4-((2,4-dioxo-3-(2-(pyridin-4-yl)ethyl)-3,4-dihydroquinazolin-1(2*H*)-yl)methyl)-*N*-hydroxybenzamide (compound 73)**

R_f = 0.83 ($MeOH/CH_2Cl_2$ = 1/9); ^1H NMR (400 MHz, DMSO-d_6) δ 11.17 (s, 1H), 9.04 (s, 1H), 8.48-8.42 (m, 2H), 8.06 (dd, J = 7.8 Hz, 1.3 Hz, 1H), 7.73.4-7.59 (m, 3H), 7.29-7.18 (m, 6H), 5.37 (s, 2H), 4.28 (t, J =7.3 Hz, 2H), 2.99 (t, J =7.2 Hz, 2H); ESIMS(+), *m/z* $[M + H]^+$ 417. HPLC 95%

Example 74: **Preparation of *N*-hydroxy-4-((3-(2-methoxyethyl)-2,4-dioxo-3,4-dihydroquinazolin-1(2*H*)-yl)methyl)benzamide (compound 74)**

R_f = 0.51 ($MeOH/CH_2Cl_2$ = 5/95); ^1H NMR (400 MHz, DMSO-d_6) δ 11.18 (s, 1H), 9.05 (s, 1H), 8.10-8.04 (m, 1H), 7.73-7.62 (m, 3H), 7.40-7.20 (m, 4H), 5.41 (s, 2H), 4.20 (t, J = 6.1 Hz, 2H), 3.58 (t, J = 6.1 Hz, 2H), 3.25 (s, 3H); ESIMS (+) *m/z* $[M + Na]^+$ 392. HPLC 96%

Example 75: **Preparation of 4-((2,4-dioxo-3-(3-(trifluoromethyl)benzyl)-3,4-dihydroquinazolin-1(2*H*)-yl)methyl)-*N*-hydroxybenzamide (compound 75)**

R_f = 0.54 ($MeOH/CH_2Cl_2$ = 5/95); ^1H NMR (400 MHz, DMSO-d_6) δ 11.19 (s, 1H), 9.05 (s, 1H), 8.09 (d, J =7.0 Hz, 1H), 7.77-7.52 (m, 7H), 7.43-7.23 (m, 4H), 5.42 (s, 2H), 5.27 (s, 2H); ESIMS(+), *m/z* $[M + Na]^+$ 492. HPLC 99%

Example 76: Preparation of 4-((3-(2-bromophenethyl)-2,4-dioxo-3,4-dihydroquinazolin-1(2*H*)-yl)methyl)-*N*-hydroxybenzamide (compound 76)

R_f = 0.51 ($MeOH/CH_2Cl_2$ = 5/95); ^1H NMR (400 MHz, DMSO-d_6) δ 11.19 (s, 1H), 9.04 (s, 1H), 8.10-8.00 (m, 1H), 7.72-7.51 (m, 4H), 7.33-7.11 (m, 7H), 5.32 (s, 2H), 4.28 (t, J = 6.9 Hz, 2H), 3.09 (t, J = 6.9 Hz, 2H); ESIMS(+), *m/z* $[M + H]^+$ 495. HPLC 98%

Example 77: Preparation of 4-((2,4-dioxo-3-(2-(trifluoromethyl)benzyl)-3,4-dihydroquinazolin-1(2*H*)-yl)methyl)-*N*-hydroxybenzamide (compound 77)

R_f = 0.54 ($MeOH/CH_2Cl_2$ = 5/95); ^1H NMR (400 MHz, DMSO-d_6) δ 11.20 (s,1H), 9.05 (s, 1H), 8.14-8.07 (m, 1H), 7.79-7.65 (m, 4H), 7.59-7.54 (m, 1H), 7.52-7.36 (m, 3H), 7.36-7.22 (m, 3H), 5.37 (s, 2H), 5.43 (s, 2H); ESIMS(+), *m/z* $[M + H]^+$ 470. HPLC 100%

Example 78: **Preparation of 4-((3-(2-fluoro-3-(trifluoromethyl)phenyl)-2,4-dioxo-3,4-dihydroquinazolin-1(2*H*)-yl)methyl)-*N*-hydroxybenzamide (compound 78)**

R_f = 0.43 ($MeOH/CH_2Cl_2$ = 5/95); ^1H NMR (400 MHz, DMSO-d_6) δ 11.22 (s, 1H), 9.08 (s, 1H), 8.16-8.09 (m, 1H), 8.02 (t, J = 7.1 Hz, 1H), 7.94 (t, J = 7.0 Hz, 1H), 7.79-7.68 (m, 3H), 7.6 (t, J = 8.0

2018269348 21 Oct 2020

Hz, 1H), 7.45 (d, J = 8.2 Hz, 2H), 7.40-7.31 (m, 2H), 5.59-5.34 (m, 2H); ESIMS (+) m/z $[M + H]^+$ 474. HPLC 98%

Example 79: **Preparation of (*E*)-3-(4-((2,4-dioxo-3-(3-(trifluoromethyl)phenethyl)-3,4-dihydroquinazolin-1(2*H*)-yl)methyl)phenyl)-*N*-hydroxyacrylamide (compound 79)**

R_f = 0.54 ($MeOH/CH_2Cl_2$ = 1/9); ^1H NMR (400 MHz, DMSO-d_6) δ 10.78 (s, 1H), 9.06 (s, 1H), 8.05 (d, J = 7.8 Hz, 1H), 7.70-7.36 (m, 8H), 7.32-7.10 (m, 4H), 6.42 (d, J = 15.8 Hz, 1H), 5.34 (s, 2H), 4.27 (t, J = 7.3 Hz, 1H), 3.07 (t, J = 7.3 Hz, 1H); ESIMS (+) m/z $[M - H]^-$ 508.

Example 80: Preparation of 4-((3-(2,6-diisopropylphenyl)-2,4-dioxo-3,4-dihydroquinazolin-1(2*H*)-yl)methyl)-*N*-hydroxybenzamide (compound 80)

R_f = 0.71 ($MeOH/CH_2Cl_2$ = 5/95); ^1H NMR (400 MHz, DMSO-d_6) δ 11.2 (s, 1H), 9.06 (s, 1H), 8.12 (d, J = 7.7 Hz, 1H), 7.73 (d, J = 7.9 Hz, 3H), 7.55-7.25 (m, 7H), 5.47 (s, 2H), 2.68 (s, 2H), 1.08 (s, 12H); ESIMS(+), m/z $[M + H]^+$ 472. HPLC 95%

Example 81: **Preparation of 4-((3-(2-ethylphenyl)-2,4-dioxo-3,4-dihydroquinazolin-1(2*H*)-yl)methyl)-*N*-hydroxybenzamide (compound 81)**

R_f = 0.51 ($MeOH/CH_2Cl_2$ = 5/95); ^1H NMR (400 MHz, DMSO-d_6) δ 11.19 (s, 1H), 9.05 (s, 1H), 8.09 (s, 1H), 7.71 (d, J = 5.8 Hz, 3H), 7.63-7.17 (m, 8H), 5.43 (s, 2H), 2.47-7.34 (m, 2H), 1.06 (d, J = 7.1 Hz, 3H); ESIMS(+), m/z $[M + H]^+$ 416. HPLC 97%

Example 82: **Preparation of (*E*)-3-(4-((3-(2-fluorophenyl)-2,4-dioxo-3,4-dihydroquinazolin-1(2*H*)-yl)methyl)phenyl)-*N*-hydroxyacrylamide (compound 82)**

R_f = 0.43 ($MeOH/CH_2Cl_2$ = 5/95); ^1H NMR (400 MHz, DMSO-d_6) δ 10.8 (s, 1H), 8.10 (d, J = 7.7 Hz, 1H), 7.73 (t, J = 7.7 Hz, 1H), 7.66-7.49 (m, 4H), 7.48-7.28 (m, 7H), 6.44 (d, J = 15.8 Hz, 1H), 5.46 (d, J = 17.0 Hz, 1H), 5.38 (d, J = 17.1 Hz, 1H); ESIMS (+) m/z $[M + H]^+$ 432. HPLC 98%

Example 83: **Preparation of *N*-hydroxy-4-((3-(2-methyl-3-(trifluoromethyl)phenyl)-2,4-dioxo-3,4-dihydroquinazolin-1(2*H*)-yl)methyl)benzamide (compound 83)**

R_f = 0.69 ($MeOH/CH_2Cl_2$ = 5/95); ^1H NMR (400 MHz, DMSO-d_6) δ 11.2 (s, 1H), 8.12 (d, J = 7.7 Hz, 1H), 7.88-7.68 (m, 5H), 7.57 (t, J = 8.0 Hz, 1H), 7.47 (d, J = 8.2 Hz, 2H), 7.38-7.30 (m, 2H), 5.46 (q, J = 17.0 Hz, 2H), 2.23 (s, 3H); ESIMS (+) m/z $[M + H]^+$ 470. HPLC 98%

Example 84: **Preparation of *N*-hydroxy-4-((3-(3-methoxyphenethyl)-2,4-dioxo-3,4-dihydroquinazolin-1(2*H*)-yl)methyl)benzamide (compound 84)**

R_f = 0.57 ($MeOH/CH_2Cl_2$ = 5/95); ^1H NMR (400 MHz, DMSO-d_6) δ 11.19 (s, 1H), 9.04 (s, 1H), 8.06 (dd, J = 8.1 Hz, 3.9 Hz, 1H), 7.73-7.56 (m, 3H), 7.36-7.12 (m, 5H), 6.85-6.70 (m, 3H), 5.37 (s, 2H), 4.21 (t, J = 7.6 Hz, 2H), 3.67 (s, 3H), 2.91 (t, J = 7.5 Hz, 2H); ESIMS(+), m/z $[M + Na]^+$ 468. HPLC 99%

21 Oct 2020 2018269348

Example 85: **Preparation of 4-((3-(2-(benzo[d][1,3]dioxol-5-yl)ethyl)-2,4-dioxo-3,4-dihydroquinazolin-1(2*H*)-yl)methyl)-*N*-hydroxybenzamide (compound 85)**

R_f = 0.67 (MeOH/CH_2Cl_2 = 5/95); ^{1}H NMR (400 MHz, DMSO-d_6) δ 11.18 (s, 1H), 9.04 (s, 1H), 8.06 (dd, *J* = 7.8 Hz, 1.5 Hz, 1H), 7.73-7.59 (m, 3H), 7.35-7.18 (m, 4H), 6.84-6.77 (m, 2H), 6.64 (dd, *J* = 8.0 Hz, 1.4 Hz, 1H), 5.95 (s, 2H), 5.38 (s, 2H), 4.18 (t, *J* = 7.5 Hz, 2H), 2.86 (t, *J* = 7.5 Hz, 2H); ESIMS (+) *m/z* $[M + H]^+$ 460. HPLC 95%

Example 86: Preparation of 4-((3-(3,4-dimethoxyphenethyl)-2,4-dioxo-3,4-dihydroquinazolin-1(2*H*)-yl)methyl)-*N*-hydroxybenzamide (compound 86)

R_f = 0.77 (MeOH/CH_2Cl_2 = 5/95); ^{1}H NMR (400 MHz, DMSO-d_6) δ 11.18 (s, 1H), 9.05 (s, 1H), 8.07 (dd, *J* = 7.9, 1.5 Hz, 1H), 7.74-7.57 (m, 3H), 7.35-7.18 (m, 4H), 6.92-6.69 (m, 3H), 5.39 (s, 2H), 4.21 (t, *J* = 7.6 Hz, 2H), 3.70 (s, 3H), 3.66 (s, 3H), 2.88 (t, *J* = 7.6 Hz, 2H); ESIMS (+) *m/z* $[M + H]^+$ 476. HPLC 98%.

Example 87: **Preparation of 4-((6-fluoro-7-hydroxy-2,4-dioxo-3-(3-(trifluoromethyl)phenethyl)-3,4-dihydroquinazolin-1(2*H*)-yl)methyl)-*N*-hydroxybenzamide (compound 87)**

R_f = 0.75 (MeOH/CH_2Cl_2 = 1/9); ^{1}H NMR (400 MHz, DMSO-d_6) δ 11.22 (s, 1H), 9.06 (s, 1H), 7.77-7.65 (m, 3H), 7.64-7.46 (m, 4H), 7.23 (d, *J* = 8.1 Hz, 2H), 6.65 (d, *J* = 7.0 Hz, 1H), 5.26 (s, 2H), 4.22 (t, *J* = 7.2 Hz, 2H), 3.04 (t, *J* = 7.2 Hz, 2H); ESIMS (+) *m/z* $[M + H]^+$ 518. HPLC 97%

Example 88: **Preparation of 4-((3-(4-bromophenethyl)-2,4-dioxo-3,4-dihydroquinazolin-1(2*H*)-yl)methyl)-*N*-hydroxybenzamide (compound 88)**

R_f = 0.81 (MeOH/CH_2Cl_2 = 5/95); ^{1}H NMR (400 MHz, DMSO-d_6) δ 11.2 (s, 1H), 9.09 (s, 1H), 8.05 (dd, *J* = 7.9 Hz, 1.4 Hz, 1H), 7.79-7.57 (m, 3H), 7.51-7.40 (m, 2H), 7.36-7.09 (m, 6H), 5.37 (s, 2H), 4.21 (t, *J* = 7.7 Hz, 2H), 2.92 (t, *J* = 7.4 Hz, 2H); ESIMS(+), *m/z* $[M + Na]^+$ 516. HPLC 95%

Example 89: **Preparation of 4-((3-(2,6-dimethylphenyl)-2,4-dioxo-3,4-dihydroquinazolin-1(2*H*)-yl)methyl)-*N*-hydroxybenzamide (compound 89)**

R_f = 0.93 (MeOH/CH_2Cl_2 = 5/95); ^{1}H NMR (400 MHz, DMSO-d_6) δ 11.19 (s, 1H), 9.06 (s,1H), 8.12 (d, *J* = 6.8 Hz, 1H), 7.82-7.68 (m, 3H), 7.47-7.16 (m, 7H), 5.47 (s, 2H), 2.05 (s, 6H); ESIMS(+), *m/z* $[M + H]^+$ 416. HPLC 99%

Example 90: Preparation of 4-((2,4-dioxo-3-(2-(trifluoromethoxy)phenyl)-3,4-dihydroquinazolin-1(2*H*)-yl)methyl)-*N*-hydroxybenzamide (compound 90)

R_f = 0.33 (MeOH/CH_2Cl_2 = 5/95); ^{1}H NMR (400 MHz, DMSO-d_6) δ 11.23 (s, 1H), 9.07 (s,1H), 8.09 (dd, *J* = 7.8 Hz, 1.4 Hz, 1H), 7.79-7.56 (m, 5H), 7.56-7.42 (m, 4H), 7.35-7.19 (m, 2H), 5.42 (s, 2H); ESIMS(+), *m/z* $[M + H]^+$ 472. HPLC 98%

Example 91: Preparation of 4-((2,4-dioxo-3-(o-tolyl)-3,4-dihydroquinazolin-1(2*H*)-yl)methyl)-*N*-hydroxybenzamide (compound 91)

2018269348 21 Oct 2020

R_f = 0.59 ($MeOH/CH_2Cl_2$ = 1/9); ^1H NMR (400 MHz, DMSO-d_6) δ 11.17 (br s, 1H), 9.12 (br s, 1H), 8.20-8.00 (m, 1H), 7.82-7.64 (m, 3H), 7.48-7.28 (m, 8H), 5.43 (s, 2H), 2.09 (s, 3H); ESIMS(+), *m/z* 402.2 $[M + H]^+$. HPLC 96%.

Example 92: Preparation of 4-((3-cyclohexyl-2,4-dioxo-3,4-dihydroquinazolin-1(2*H*)-yl)methyl)-*N*-hydroxybenzamide (compound 92)

R_f = 0.45 ($MeOH/CH_2Cl_2$ = 1/9); ^1H NMR (400 MHz, DMSO-d_6) δ 11.16 (br s, 1H), 9.13 (br s, 1H), 8.04 (d, *J* = 7.6 Hz, 1H), 7.76-7.56 (m, 3H), 7.33 (d, *J* = 7.6 Hz, 2H), 7.26-7.17 (m, 2H), 5.37 (s, 2H), 4.92-4.75 (m, 1H), 2.47-2.31 (m, 2H), 1.84-1.75 (m, 2H), 1.71-1.57 (m, 3H), 1.37-1.25 (m, 2H), 1.21-1.07 (m, 1H); ESIMS(+), *m/z* 394.1 $[M + H]^+$. HPLC 98%.

Example 93: Preparation of *N*-hydroxy-4-((3-(1-methylpiperidin-4-yl)-2,4-dioxo-3,4-dihydroquinazolin-1(2*H*)-yl)methyl)benzamide (compound 93)

R_f = 0.58 ($MeOH/CH_2Cl_2$ = 3/7); ^1H NMR (400 MHz, DMSO-d_6) δ 11.17 (br s, 1H), 9.04 (br s, 1H), 8.05 (d, *J* = 7.8 Hz, 1H), 7.68 (d, *J* = 8.0 Hz, 2H), 7.62 (t, *J* = 7.8 Hz, 1H), 7.34 (d, *J* = 8.0 Hz, 2H), 7.24 (t, *J* = 7.6 Hz, 1H), 7.19 (d, *J* = 8.4 Hz, 1H), 5.37 (s, 2H), 4.87-4.73 (m, 1H), 2.86 (d, *J* = 11.0 Hz, 2H), 2.72-2.61 (m, 2H), 2.17 (s, 3H), 2.02-1.87 (m, 2H), 1.67-1.50 (m, 2H); ESIMS(+), *m/z* 409.1 $[M + H]^+$. HPLC 98%.

Example 94: Preparation of 4-((2,4-dioxo-3-(pyridin-4-yl)-3,4-dihydroquinazolin-1(2*H*)-yl)methyl)-*N*-hydroxybenzamide (compound 94)

R_f = 0.30 ($MeOH/CH_2Cl_2$ = 1/9); ^1H NMR (400 MHz, DMSO-d_6) δ 11.20 (s, 1H), 9.04 (s, 1H), 8.74 (d, *J* = 4.9 Hz, 2H), 8.09 (d, *J* = 7.8 Hz, 1H), 7.73-7.68 (m, 3H), 7.54 (d, *J* = 4.8 Hz, 2H), 7.48 (d, *J* = 8.0 Hz, 2H), 7.34-7.26 (m, 2H), 5.42 (s, 2H); ESIMS(+), *m/z* 389.1 $[M + H]^+$; HPLC 94%.

Example 95: Preparation of 4-((2,4-dioxo-3-(3-(trifluoromethyl)phenyl)-3,4-dihydroquinazolin-1(2*H*)-yl)methyl)-*N*-hydroxybenzamide (compound 95)

R_f = 0.58 ($MeOH/CH_2Cl_2$ = 1/9); ^1H NMR (400 MHz, DMSO-d_6) δ 11.20 (s, 1H), 9.03 (br s, 1H), 8.09 (dd, *J* = 7.8 Hz, 1.4 Hz, 1H), 7.94 (s, 1H), 7.85-7.74 (m, 3H), 7.73-7.67 (m, 3H), 7.48 (d, *J* = 8.2 Hz, 2H), 7.33-7.24 (m, 2H), 5.42 (s, 2H); ESIMS(+), *m/z* 455.9 $[M + H]^+$; HPLC 95%.

Example 96: Preparation of 4-((2,4-dioxo-3-(pyridin-3-yl)-3,4-dihydroquinazolin-1(2*H*)-yl)methyl)-*N*-hydroxybenzamide (compound 96)

R_f = 0.23 ($MeOH/CH_2Cl_2$ = 1/9); ^1H NMR (400 MHz, DMSO-d_6) δ 11.21 (br s, 1H), 8.77 (d, *J* = 2.3 Hz, 1H), 8.71 (dd, *J* = 4.9 Hz, 1.2 Hz, 1H), 8.13-8.09 (m, 2H), 7.75-7.69 (m, 4H), 7.49 (d, *J* = 8.2 Hz, 2H), 7.34-7.28 (m, 2H), 5.44 (s, 2H); ESIMS(+), *m/z* 388.9 $[M + H]^+$; HPLC >99%.

Example 97: Preparation of 4-((3-(3,3-difluorocyclobutyl)-2,4-dioxo-3,4-dihydroquinazolin-1(2*H*)-yl)methyl)-*N*-hydroxybenzamide (compound 97)

2018269348 21 Oct 2020

R_f = 0.40 (MeOH/CH_2Cl_2 = 1/9); ^{1}H NMR (400 MHz, DMSO-d_6) δ 11.17 (s, 1H), 9.03 (s, 1H), 8.06 (dd, *J* = 7.8 Hz, 1.4 Hz, 1H), 7.70-7.60 (m, 3H), 7.39 (d, *J* = 8.2 Hz, 2H), 7.26 (t, *J* = 7.6 Hz, 1H), 7.19 (d, *J* = 8.5 Hz, 1H), 5.38 (s, 2H), 5.23-5.13 (m, 1H), 3.58-3.41 (m, 2H), 2.97-2.87 (m, 2H); ESIMS(+), *m/z* 424.1 $[M + Na]^+$. HPLC 93%.

Example 98: Preparation of 4-((2,4-dioxo-3-(piperidin-3-yl)-3,4-dihydroquinazolin-1(2*H*)-yl)methyl)-*N*-hydroxybenzamide (compound 98)

R_f = 0.17 (MeOH/CH_2Cl_2 = 3/7); ^{1}H NMR (400 MHz, DMSO-d_6) δ 8.04 (d, *J* = 7.8 Hz, 1H), 7.69 (d, *J* = 7.8 Hz, 2H), 7.62 (t, *J* = 7.8 Hz, 1H), 7.34 (d, *J* = 8.0 Hz, 2H), 7.26-7.17 (m, 2H), 5.37 (s, 2H), 4.93-4.80 (m, 1H), 3.43 (t, *J* = 11.3 Hz, 1H), 2.83 (d, *J* = 11.4 Hz, 2H), 2.57-2.44 (m, 1H), 2.36 (t, *J* = 11.8 Hz, 1H), 1.78-1.66 (m, 2H), 1.55-1.40 (m, 1H); ESIMS(+), *m/z* 395.2 $[M + H]^+$. HPLC 94%

Example 99: Preparation of *N*-acetoxy-4-((2,4-dioxo-3-phenethyl-3,4-dihydroquinazolin-1(2*H*)-yl)methyl)benzamide (compound 99)

R_f = 0.52 (MeOH/CH_2Cl_2 = 1/9); ^{1}H NMR (200 MHz, DMSO-d_6) δ 12.29 (br s, 1H), 8.08 (d, *J* = 7.8 Hz, 1H), 7.74 (d, *J* = 8.1 Hz, 2H), 7.69-7.58 (m, 1H), 7.36-7.17 (m, 9H), 5.41 (s, 2H), 4.24 (t, *J* = 7.5 Hz, 2H), 2.95 (t, *J* = 7.4 Hz, 2H), 2.21 (s, 3H); ESIMS(-), *m/z* 456.2 $[M - H]^-$. HPLC 96%.

Example 100: Preparation of 4-((2,4-dioxo-3-(3-(trifluoromethyl)phenethyl)-3,4-dihydroquinazolin-1(2*H*)-yl)methyl)-*N*-hydroxybenzamide (compound 100)

R_f = 0.36 (MeOH/CH_2Cl_2 = 1/9); ^{1}H NMR (200 MHz, DMSO-d_6) δ 11.18 (s, 1H), 9.03 (s, 1H), 8.05 (dd, *J* = 7.8 Hz, 1.6 Hz, 1H), 7.73-7.62 (m, 3H), 7.61-7.50 (m, 4H), 7.30-7.18 (m, 4H), 5.37 (s, 2H), 4.27 (t, *J* = 7.1 Hz, 2H), 3.07 (t, *J* = 7.3 Hz, 2H); ESIMS(+), *m/z* 506.2 $[M + Na]^+$. HPLC 98%.

Example 101: Preparation of 4-((2,4-dioxo-3-(2-(trifluoromethoxy)benzyl)-3,4-dihydroquinazolin-1(2*H*)-yl)methyl)-*N*-hydroxybenzamide (compound 101)

R_f = 0.45 (MeOH/CH_2Cl_2 = 1:9); ^{1}H NMR (400 MHz, DMSO-d_6) δ 11.18 (s, 1H), 9.02 (s, 1H), 8.09 (dd, *J* = 7.8 Hz, 1.4 Hz, 1H), 7.71-7.66 (m, 3H), 7.41-7.36 (m, 4H), 7.35-7.27 (m, 4H), 5.42 (s, 2H), 5.25 (s, 2H); ESIMS(+), *m/z* 508.1 $[M + Na]^+$. HPLC 99%

Example 102: Preparation of 4-((2,4-dioxo-3-(2-(trifluoromethyl)phenethyl)-3,4-dihydroquinazolin-1(2*H*)-yl)methyl)-*N*-hydroxybenzamide (compound 102)

R_f = 0.41 (MeOH/CH_2Cl_2 = 1/9); ^{1}H NMR (400 MHz, DMSO-d_6) δ 11.19 (s, 1H), 9.04 (d, *J* = 1.4 Hz, 1H), 8.07 (dd, *J* = 7.8 Hz, 1.4 Hz, 1H), 7.71-7.59 (m, 5H), 7.49-7.42 (m, 2H), 7.29-7.20 (m, 4H), 5.36 (s, 2H), 4.27 (t, *J* = 7.2 Hz, 2H), 3.13 (t, *J* = 7.0 Hz, 2H); ESIMS(-), *m/z* 482.2 $[M - H]^-$; HPLC 95 %.

Example 103: **Preparation of *N*-acetoxy-4-((2,4-dioxo-3-(3-(trifluoromethyl)phenethyl)-3,4-dihydroquinazolin-1(2*H*)-yl)methyl)benzamide (compound 103)**

2018269348 21 Oct 2020

R_f = 0.54 (MeOH/CH_2Cl_2 = 1/9); ^{1}H NMR (400 MHz, DMSO-d_6) δ 12.28 (s, 1H), 8.06 (dd, *J* = 7.8 Hz, 1.5 Hz, 1H), 7.74 (d, *J* = 8.3 Hz, 2H), 7.66-7.61 (m, 1H), 7.59-7.50 (m, 4H), 7.34 (d, *J* = 8.3 Hz, 2H), 7.26 (t, *J* = 7.5 Hz, 1H), 7.20 (d, *J* = 8.5 Hz, 1H), 5.40 (s, 2H), 4.27 (t, *J* = 7.4 Hz, 2H), 3.07 (t, *J* = 7.3 Hz, 2H), 2.21 (s, 3H); ESIMS(-), *m/z* 524.2 $[M - H]^-$. HPLC 97%.

Example 104: Preparation of 3-(1-(4-(hydroxycarbamoyl)benzyl)-2,4-dioxo-1,2-dihydroquinazolin-3(4*H*)-yl)-1,1-dimethylpiperidin-1-ium (compound 104)

R_f = 0.11 (MeOH/CH_2Cl_2 = 1/9); ^{1}H NMR (400 MHz, DMSO-d_6) δ 9.06 (br s, 1H), 8.06 (d, *J* = 7.8 Hz, 1H), 7.72 (d, *J* = 8.2 Hz, 2H), 7.68-7.64 (m, 1H), 7.38 (d, *J* = 8.0 Hz, 2H), 7.28 (t, *J* = 7.5 Hz, 1H), 7.23 (d, *J* = 8.5 Hz, 1H), 5.44-5.33 (m, 3H), 4.08 (t, 12.1, 1H). 3.61-3.55 (m, 2H), 3.36-3.25 (m, 7H), 2.59-2.51 (m, 1H), 2.20-2.06 (m, 1H), 1.96-1.86 (m, 2H); ESIMS(+), *m/z* 423.3 $[M+H]^+$. HPLC 94.1%.

Example 105: **Preparation of 4-((3-(1-ethylpiperidin-3-yl)-2,4-dioxo-3,4-dihydroquinazolin-1(2*H*)-yl)methyl)-*N*-hydroxybenzamide (compound 105)**

R_f = 0.14 (MeOH/CH_2Cl_2 = 1/9); ^{1}H NMR (400 MHz, DMSO-d_6) δ 11.17 (br s, 1H), 9.06 (br s, 1H), 8.05 (dd, *J* = 7.9 Hz, 1.4 Hz, 1H), 7.69 (d, *J* = 8.2 Hz, 2H), 7.65-7.60 (m, 1H), 7.35 (d, *J* = 8.2 Hz, 2H), 7.24 (t, *J* = 7.5 Hz, 1H), 7.19 (d, *J* = 8.5 Hz, 1H), 5.37 (s, 2H), 5.04-4.94 (m, 1H), 2.89-2.78 (m, 3H), 2.45-2.29 (m ,3H), 1.85 (t, *J* = 11.2 Hz, 1H), 1.77-1.67 (m, 2H), 1.60-1.48 (m, 1H), 0.99 (t, *J* = 7.1 Hz, 3H); ESIMS(+), *m/z* 423.2 $[M + H]^+$. HPLC 99%.

Example 106: **Preparation of *N*-hydroxy-4-((3-(4-(2-hydroxyethoxy)phenethyl)-2,4-dioxo-3,4-dihydroquinazolin-1(2*H*)-yl)methyl)benzamide (compound 106)**

R_f = 0.30 (MeOH/CH_2Cl_2 = 1/9); ^{1}H NMR (400 MHz, DMSO-d_6) δ 11.21 (s, 1H), 9.09 (s, 1H), 8.06 (dd, *J* = 7.9 Hz, 1.3 Hz, 1H), 7.68-7.60 (m, 3H), 7.28-7.24 (m, 3H), 7.19 (d, *J* = 8.5 Hz, 1H), 7.11 (d, *J* = 8.5 Hz, 2H), 6.84 (d, *J* = 8.6 Hz, 2H), 5.37 (s, 2H), 4.94 (t, *J* = 5.5 Hz, 1H), 4.18 (t, *J* = 7.6 Hz, 2H), 3.91 (t, *J* = 4.9 Hz, 2H), 3.68 (q, *J* = 5.1 Hz, 2H), 2.86 (t, *J* = 7.6 Hz, 2H); ESIMS(-), *m/z* 474.3 $[M - H]^-$. HPLC 100%.

Example 107: Preparation of 1-((4-((2,4-dioxo-3-(3-(trifluoromethyl)phenethyl)-3,4-dihydroquinazolin-1(2*H*)-yl)methyl)benzamido)oxy)-3-methyl-1-oxobutan-2-aminium chloride (compound 107)

R_f = 0.43 (MeOH/CH_2Cl_2 = 1/9); ^{1}H NMR (400 MHz, DMSO-d_6) δ 12.97 (s, 1H), 8.78 (s, 3H), 8.07-8.04 (m, 1H), 7.81 (d, *J* = 8.3 Hz, 2H), 7.66-7.61 (m, 1H), 7.56-7.52 (m, 3H), 7.35 (d, *J* = 8.3 Hz, 2H), 7.26 (t, *J* = 7.4 Hz, 2H), 7.21 (d, *J* = 8.5 Hz, 1H), 5.41 (s, 2H), 4.29-4.22 (m, 3H), 3.07 (t, *J* = 7.3 Hz, 2H), 2.37-2.27 (m, 1H), 1.12 (d, *J* = 7.0 Hz, 3H), 1.07 (d, *J* = 6.9 Hz, 3H); HPLC 100%

Example 108: Preparation of 4-((2,4-dioxo-3-phenethyl-3,4-dihydroquinazolin-1(2*H*)-yl)methyl)-*N*-hydroxy-3-methoxybenzamide (compound 108)

2018269348 21 Oct 2020

R_f = 0.43 (MeOH/CH_2Cl_2 = 1/9); ^{1}H NMR (400 MHz, DMSO-d_6) δ 11.22 (s, 1H), 9.07 (s, 1H), 8.08 (d, *J* = 7.8 Hz, 1H), 7.63 (t, *J* = 7.8 Hz, 1H), 7.42 (s, 1H), 7.31-7.19 (m, 7H), 7.03 (d, *J* = 8.5 Hz, 1H), 6.77 (d, *J* = 7.8 Hz, 1H), 5.24 (s, 2H), 4.21 (t, *J* = 7.6 Hz, 2H), 3.95 (s, 3H), 2.93 (t, *J* = 7.6 Hz, 2H); ESIMS(-), *m/z* 444.3 $[M - H]^-$. HPLC 100 %

Example 109: Preparation of 4-((2,4-dioxo-3-phenethyl-3,4-dihydroquinazolin-1(2*H*)-yl)methyl)-*N*-hydroxy-2-methylbenzamide (compound 109)

R_f = 0.32 (MeOH/CH_2Cl_2 = 1/9); ^{1}H NMR (400 MHz, DMSO-d_6) δ 10.80 (s, 1H), 9.05 (s, 1H), 8.05 (dd, *J* = 7.8 Hz, 1.3 Hz, 1H), 7.68-7.63 (m, 1H), 7.59-7.49 (m, 4H), 7.28-7.17 (m, 4H), 6.97 (d, *J* = 7.9 Hz, 1H), 5.32 (s, 2H), 4.26 (t, *J* = 7.4 Hz, 2H), 3.06 (t, *J* = 7.3 Hz, 2H), 2.28 (s, 3H); ESIMS(-), *m/z* 496.1 $[M - H]^-$. HPLC 98%

Example 110: Preparation of 4-((2,4-dioxo-3-phenethyl-3,4-dihydroquinazolin-1(2*H*)-yl)methyl)-2-fluoro-*N*-hydroxybenzamide (compound 110)

R_f = 0.48 (MeOH/CH_2Cl_2 = 1/9); ^{1}H NMR (400 MHz, DMSO-d_6) δ 10.96 (s, 1H), 9.21 (s, 1H), 8.08 (dd, *J* = 7.8 Hz, 1.4 Hz, 1H), 7.68-7.63 (m, 1H), 7.47 (t, *J* = 7.6 Hz, 1H), 7.31-7.19 (m, 8H), 7.09 (d, *J* = 8.3 Hz, 1H), 5.38 (s, 2H), 4.21 (t, *J* = 7.7 Hz, 2H), 2.94 (t, *J* = 7.6 Hz, 2H); ESIMS(-), *m/z* 432.1 $[M - H]^-$. HPLC 99%.

Example 111: **Preparation of 4-((3-(3,4-dihydroxyphenethyl)-2,4-dioxo-3,4-dihydroquinazolin-1(2*H*)-yl)methyl)-*N*-hydroxybenzamide (compound 111)**

R_f = 0.12 (MeOH/CH_2Cl_2 = 1/9); ^{1}H NMR (400 MHz, DMSO-d_6) δ 11.15 (s, 1H), 9.04 (s, 1H), 8.85 (s, 1H), 8.72 (s, 1H), 8.07 (dd, *J* = 7.9 Hz, 1.5 Hz, 1H), 7.69 (d, *J* = 8.2 Hz, 2H), 7.66-7.61 (m, 1H), 7.30 (d, *J* = 8.2 Hz, 2H), 7.26 (t, *J* = 7.6 Hz, 1H), 7.21 (d, *J* = 8.5 Hz, 1H), 6.65-6.60 (m, 2H), 6.45 (dd, *J* = 8.0 Hz, 1.9 Hz, 1H), 5.39 (s, 2H), 4.13 (t, *J* = 7.7 Hz, 2H), 2.74 (t, *J* = 7.7 Hz, 2H); ESIMS(-), *m/z* 446.1 $[M - H]^-$. HPLC 99%.

Example 112: Preparation of 4-((2,4-dioxo-3-(3-(trifluoromethyl)phenethyl)-3,4-dihydroquinazolin-1(2*H*)-yl)methyl)-*N*-hydroxycyclohexanecarboxamide (compound 112)

R_f = 0.31 (MeOH/CH_2Cl_2 = 1/9); ^{1}H NMR (400 MHz, DMSO-d_6) δ 10.36 (s, 1H), 8.64 (s, 1H), 8.03 (dd, *J* = 7.8 Hz, 1.4 Hz, 1H), 7.77-7.71 (m, 1H), 7.54-7.45 (m, 5H), 7.27 (t, *J* = 7.5 Hz, 1H), 4.21 (t, *J* = 7.2 Hz, 2H), 3.93 (d, *J* = 6.4 Hz, 2H), 3.01 (t, *J* = 7.1 Hz, 2H), 1.91 (t, *J* = 11.9 Hz, 1H), 1.71-1.55 (m, 5H), 1.32-1.20 (m, 2H), 1.08-0.95 (m, 2H); ESIMS(+), *m/z* 490.3 $[M + H]^+$. HPLC 96%

Example 113: Preparation of 4-((3-(2-chlorophenyl)-2,4-dioxo-3,4-dihydroquinazolin-1(2*H*)-yl)methyl)-*N*-hydroxybenzamide (compound 113)

2018269348 21 Oct 2020

R_f = 0.38 (MeOH/CH_2Cl_2 = 1/9); ^{1}H NMR (400 MHz, DMSO-d_6) δ 11.15 (br s, 1H), 9.08 (br s, 1H), 8.10 (d, J = 7.7 Hz, 1H), 7.76-7.69 (m, 3H), 7.69-7.63 (m, 2H), 7.54-7.49 (m, 2H), 7.43-7.29 (m, 4H), 5.52-5.37 (m, 2H); ESIMS(+), m/z 422.1 $[M + H]^+$. HPLC 95%.

Example 114: Preparation of 4-((3-(3-fluorophenyl)-2,4-dioxo-3,4-dihydroquinazolin-1(2*H*)-yl)methyl)-*N*-hydroxybenzamide (compound 114)

R_f = 0.54 (MeOH/CH_2Cl_2 = 1/9); ^{1}H NMR (400 MHz, DMSO-d_6) δ 11.23 (br s, 1H), 9.10 (br s, 1H), 8.08 (d, J = 7.3 Hz, 1H), 7.76-7.63 (m, 3H), 7.58-7.51 (m, 1H), 7.49-7.37 (m, 3H), 7.34-7.25 (m, 4H), 5.40 (s, 2H); ESIMS(+), m/z 406.1 $[M + H]^+$. HPLC 94%.

Example 115: Preparation of *N*-acetoxy-4-((3-(2-fluorophenyl)-2,4-dioxo-3,4-dihydroquinazolin-1(2*H*)-yl)methyl)benzamide (compound 115)

R_f = 0.47 (MeOH/CH_2Cl_2 = 1/9); ^{1}H NMR (400 MHz, DMSO-d_6) δ 12.30 (s, 1H), 8.11 (dd, J = 8.0 Hz, 1.4 Hz, 1H), 7.79 (d, J = 8.3 Hz, 2H), 7.75-7.70 (m, 1H), 7.65-7.59 (m, 1H), 7.56-7.48 (m, 3H), 7.45-7.39 (m, 1H), 7.38-7.31 (m, 3H), 5.57-5.40 (m, 2H), 2.21 (s, 3H); ESIMS(-), m/z 446.0 $[M - H]^-$. HPLC 97%.

Example 116: Preparation of 1-((4-((2,4-dioxo-3-phenethyl-3,4-dihydroquinazolin-1(2*H*)-yl)methyl)benzamido)oxy)-3-methyl-1-oxobutan-2-aminium trifluoroacetate (compound 116)

R_f = 0.26 (MeOH/DCM = 1/9); ^{1}H NMR (400 MHz, DMSO-d_6) δ 12.79 (br s, 1H), 8.59 (br s, 3H), 8.07 (dd, J = 8.0 Hz, 1.6 Hz, 1H), 7.77 (d, J = 8.4 Hz, 2H), 7.63 (ddd, J = 8.0 Hz, 7.6 Hz, 1.6 Hz, 1H), 7.37-7.20 (m, 9H), 5.42 (s, 2H), 4.30 (br d, J = 3.6 Hz, 1H), 4.23 (dd, J = 8.0 Hz, 6.8 Hz, 2H), 2.95 (dd, J = 7.6 Hz, 7.6 Hz, 2H), 2.25-2.30 (m, 1H), 1.10 (d, J = 6.8 Hz, 3H), 1.06 (d, J = 6.8 Hz, 3H).

Example 117: Preparation of 4-((3-cyclopropyl-2,4-dioxo-3,4-dihydroquinazolin-1(2*H*)-yl)methyl)-*N*-hydroxybenzamide (compound 117)

R_f = 0.36 (MeOH/CH_2Cl_2 = 1/9); ^{1}H NMR (400 MHz, DMSO-d_6) δ 7.99 (dd, J = 8.0 Hz, 1.6 Hz, 1H), 7.64 (d, J = 8.0 Hz, 2H), 7.58-7.54 (m, 1H), 7.32 (d, J = 7.6 Hz, 2H), 7.20-7.12 (m, 2H), 5.33 (s, 2H), 2.74-2.70 (m, 1H), 1.03-0.98 (m, 2H), 0.76-0.72 (m, 2H); ESIMS(+), m/z = 352 $[M + H]^+$; HPLC 98%.

Example 118: Preparation of 4-((3-(cyclopropylmethyl)-2,4-dioxo-3,4-dihydroquinazolin-1(2*H*)-yl)methyl)-*N*-hydroxybenzamide (compound 118)

R_f = 0.45 (MeOH/CH_2Cl_2 = 1/9); ^{1}H NMR (400 MHz, DMSO-d_6) d 8.04 (dd, J = 8.0 Hz, 1.2 Hz, 1H), 7.67-7.59 (m, 3H), 7.32-7.20 (m, 4H), 5.38 (s, 2H), 3.86 (d, J = 6.8 Hz, 2H), 1.22-1.17 (m, 1H), 0.42-0.34 (m, 4H); ESIMS(+), m/z = 366 $[M + H]^+$; HPLC 98%.

Example 119: Preparation of 4-((2,4-dioxo-3-(4-(2-(piperidin-1-yl)ethoxy)phenethyl)-3,4-dihydroquinazolin-1(2*H*)-yl)methyl)-*N*-hydroxybenzamide (compound 119)

2018269348 21 Oct 2020

R_f = 0.20 ($MeOH/CH_2Cl_2$ = 1/9); ^1H NMR (400 MHz, DMSO-d_6) δ 8.06 (d, J = 7.6 Hz, 1H), 7.68-7.61 (m, 3H), 7.28-7.20 (m, 4H), 7.12 (d, J = 8.4 Hz, 2H), 6.84 (d, J = 8.4 Hz, 2H), 5.38 (br s, 2H), 4.17 (dd, J = 8.0 Hz, 7.2 Hz, 2H), 3.99 (dd, J = 6.0 Hz, 6.0 Hz, 2H), 2.86 (dd, J = 7.6 Hz, 7.6 Hz, 2H), 2.62 (dd, J = 6.0 Hz, 5.6 Hz, 2H), 2.40 (br s, 4H), 1.49-1.44 (m, 4H), 1.35 (br d, J = 5.2 Hz, 2H); ESIMS(+), m/z = 543 $[M + H]^+$; HPLC 96%.

Example 120: Preparation of *N*-hydroxy-4-((6-(2-methoxyethoxy)-2,4-dioxo-3-phenethyl-3,4-dihydroquinazolin-1(2*H*)-yl)methyl)benzamide (compound 120)

R_f = 0.34 ($MeOH/CH_2Cl_2$ = 1/9); ^1H NMR (400 MHz, DMSO-d_6) δ 11.10 (br s, 1H), 9.03 (br s, 1H), 7.67 (d, J = 8.0 Hz, 2H), 7.50 (d, J = 2.8 Hz, 1H), 7.31-7.13 (m, 9H), 5.35 (br s, 2H), 4.22 (dd, J = 8.4 Hz, 6.4 Hz, 2H), 4.12 (br d, J = 3.2 Hz, 2H), 3.64 (br d, J = 4.0 Hz, 2H), 3.27 (s, 3H), 2.94 (dd, J = 7.6 Hz, 7.2 Hz, 2H).

Example 121: Preparation of 6-((2,4-dioxo-3-(3-(trifluoromethyl)phenethyl)-3,4-dihydroquinazolin-1(2*H*)-yl)methyl)-*N*-hydroxynicotinamide (compound 121)

R_f = 0.37 ($MeOH/CH_2Cl_2$ = 1/9); ^1H NMR (400 MHz, DMSO-d_6) d 11.3 (br s, 1H), 9.19 (br s, 1H), 8.75 (d, J = 1.2 Hz, 1H), 8.01 (d, J = 8.0 Hz, 2H), 7.62-7.47 (m, 5H), 7.33 (d, J = 8.0 Hz, 1H), 7.22 (d, J = 8.0 Hz, 7.6 Hz, 2H), 5.44 (s, 2H), 4.20 (dd, J = 8.0 Hz, 6.8 Hz, 2H), 3.00 (dd, J = 7.6 Hz, 6.8 Hz, 2H).

Example 122:Preparation of 4-((3-(2-fluorocyclopentyl)-2,4-dioxo-3,4-dihydroquinazolin-1(2*H*)-yl)methyl)-*N*-hydroxybenzamide (compound 122)

R_f = 0.42 ($MeOH/CH_2Cl_2$ = 1/9); ^1H NMR (400 MHz, DMSO-d_6) d 11.16 (br s, 1H), 9.02 (br s, 1H), 8.03 (d, J = 7.6 Hz, 1H), 7.67-7.59 (m, 3H), 7.35 (d, J = 8.0 Hz, 2H), 7.24-7.16 (m, 2H), 5.56-5.32 (m, 4H), 2.27-2.15 (m, 1H), 1.98-1.72 (m, 5H); ESIMS(-), m/z = 396 $[M - H]^-$.

Example 123: Preparation of *N*-hydroxy-4-((3-(2-morpholinoethyl)-2,4-dioxo-3,4-dihydroquinazolin-1(2*H*)-yl)methyl)benzamide (compound 123)

R_f = 0.32 ($MeOH/CH_2Cl_2$ = 1/9); ^1H NMR (400 MHz, DMSO-d_6) d 8.06 (dd, J = 7.6 Hz, 1.2 Hz, 1H), 7.69 (d, J = 8.4 Hz, 2H), 7.65-7.61 (m, 1H), 7.35 (d, J = 8.0 Hz, 2H), 7.27-7.22 (m, 2H), 5.40 (s, 2H), 4.13 (dd, J = 6.4 Hz, 6.4 Hz, 2H), 3.52-3.49 (m, 4H), 2.56 (dd, J = 6.4 Hz, 6.4 Hz, 2H), 2.43 (br s, 4H); ESIMS(+), m/z = 425 $[M + H]^+$.

Example 124: Preparation of 4-((3-(2,4-difluorophenyl)-2,4-dioxo-3,4-dihydroquinazolin-1(2*H*)-yl)methyl)-*N*-hydroxybenzamide (compound 124)

R_f = 0.40 ($MeOH/CH_2Cl_2$ = 1/9); ^1H NMR (400 MHz, DMSO-d_6) d 11.18 (br s, 1H), 9.04 (br s, 1H), 8.07 (d, J = 7.6 Hz, 1H), 7.77-7.64 (m, 4H), 7.49-7.21 (m, 6H), 5.46 (d, J = 17.2 Hz, 1H), 5.35 (d, J = 16.8 Hz, 1H); ESIMS(+), m/z = 446 $[M + Na]^+$.

2018269348 21 Oct 2020

Example 125: **Preparation of 4-((2,4-dioxo-3-(pyridin-2-yl)-3,4-dihydroquinazolin-1(2*H*)-yl)methyl)-*N*-hydroxybenzamide (compound 125)**

R_f = 0.28 (MeOH/CH_2Cl_2 = 1/9); ^{1}H NMR (400 MHz, DMSO-d_6) d 11.18 (br s, 1H), 10.33 (br s, 1H), 9.04 (br s, 1H), 8.06-7.98 (m, 2H), 7.69-7.28 (m, 9H), 5.39 (br s, 2H).

Example 126: Preparation of 4-((2,4-dioxo-3-(2-(trifluoromethyl)phenyl)-3,4-dihydroquinazolin-1(2*H*)-yl)methyl)-*N*-hydroxybenzamide (compound 126)

R_f = 0.35 (MeOH/CH_2Cl_2 = 1/9); ^{1}H NMR (400 MHz, DMSO-d_6) d 8.06 (dd, J = 7.6 Hz, 1.2 Hz, 1H), 7.89-7.82 (m, 2H), 7.75-7.68 (m, 5H), 7.37-7.27 (m, 4H), 5.47 (d, J = 16.4 Hz, 1H), 5.34 (d, J = 16.8 Hz, 1H); ESIMS(+), m/z = 456 $[M + H]^+$; HPLC 94%.

Example 127: Preparation of 4-((3-(2-(tert-butyl)phenyl)-2,4-dioxo-3,4-dihydroquinazolin-1(2*H*)-yl)methyl)-*N*-hydroxybenzamide (compound 127)

R_f = 0.37 (MeOH/CH_2Cl_2 = 1/9); ^{1}H NMR (400 MHz, DMSO-d_6) d 11.17 (br s, 1H), 9.03 (br s, 1H), 8.07 (d, J = 7.2 Hz, 1H), 7.70-7.66 (m, 3H), 7.57 (d, J = 8.0 Hz, 1H), 7.40-7.24 (m, 7H), 5.46 (d, J =16.8 Hz, 1H), 5.37 (d, J =17.2 Hz, 1H), 1.18 (s, 9H); ESIMS(+), m/z = 444 $[M + H]^+$; HPLC 98%.

Example 128: Preparation of *N*-hydroxy-4-((3-(4-(morpholinomethyl)phenyl)-2,4-dioxo-3,4-dihydroquinazolin-1(2*H*)-yl)methyl)benzamide (compound 128)

R_f = 0.28 (MeOH/CH_2Cl_2 = 1/9); ^{1}H NMR (400 MHz, DMSO-d_6) d 11.19 (br s, 1H), 9.03 (br s, 1H), 8.07 (br s, 1H), 7.79-7.61 (m, 3H), 7.43-7.27 (m, 8H), 5.40 (br s, 2H), 3.59 (br s, 8H), 2.42 (br s, 2H); ESIMS(+), m/z = 487 $[M + H]^+$; HPLC 97%.

Example 129: Preparation of 4-((2,4-dioxo-3-(2-(3-(trifluoromethyl)phenoxy)ethyl)-3,4-dihydroquinazolin-1(2*H*)-yl)methyl)-*N*-hydroxybenzamide (compound 129)

R_f = 0.34 (MeOH/CH_2Cl_2 = 1/9); ^{1}H NMR (400 MHz, DMSO-d_6) d 11.15 (br s, 1H), 9.01 (br s, 1H), 8.05 (d, J = 7.6 Hz, 1H), 7.65-7.60 (m, 3H), 7.49-7.45 (m, 1H), 7.38-7.32 (m, 2H), 7.26-7.18 (m, 5H), 5.38 (br s, 2H), 4.38-4.31 (m, 4H); ESIMS(+), m/z = 500 $[M + H]^+$; HPLC 99%.

Example 130: Preparation of 4-((2,4-dioxo-3-(2-phenylpropyl)-3,4-dihydroquinazolin-1(2*H*)-yl)methyl)-*N*-hydroxybenzamide (compound 130)

R_f = 0.22 (MeOH/CH_2Cl_2 = 5/95); ^{1}H NMR (400 MHz, DMSO-d_6) d 11.15 (br s, 1H), 9.00 (br s, 1H), 8.00 (dd, J = 8.0 Hz, 1.2 Hz, 1H), 7.63 (d, J = 8.4 Hz, 2H), 7.60-7.55 (m, 1H), 7.25-7.11 (m, 9H), 5.36 (d, J = 17.2 Hz, 1H), 5.24 (d, J = 16.8 Hz, 1H), 4.20 (dd, J = 8.0, 8.0 Hz, 1H), 4.09 (dd, J = 7.6 Hz, 7.6 Hz, 1H), 3.35-3.29 (m, 1H), 1.22 (d, J = 6.8 Hz, 1H); ESIMS(+), m/z = 430 $[M + H]^+$; HPLC 98%.

Example 131: **Preparation of *N*-hydroxy-4-((3-(4-(morpholinomethyl)phenethyl)-2,4-dioxo-3,4-dihydroquinazolin-1(2*H*)-yl)methyl)benzamide (compound 131)**

2018269348 21 Oct 2020

R_f = 0.32 (MeOH/CH_2Cl_2 = 1/9); ^{1}H NMR (400 MHz, DMSO-d_6) d 11.17 (s, 1H), 10.12 (br s, 1H), 9.02 (br s, 1H), 8.01 (dd, J = 8.0 Hz, 1.6 Hz, 1H), 7.67-7.59 (m, 3H), 7.38 (d, J = 8.0 Hz, 2H), 7.33-7.19 (m, 6H), 5.37 (s, 2H), 4.25-4.17 (m, 4H), 3.86 (br s, 2H), 3.59 (br s, 2H), 3.05 (br s, 4H), 2.94 (dd, J = 7.6, 7.2 Hz, 2H); ESIMS(+), *m/z* = 515 $[M + H]^+$; HPLC 96%.

Example 132: Preparation of 4-((2,4-dioxo-3-(4-(piperidin-1-ylmethyl)phenethyl)-3,4-dihydroquinazolin-1(2*H*)-yl)methyl)-*N*-hydroxybenzamide (compound 132)

R_f = 0.14 (MeOH/CH_2Cl_2 = 1/9); ^{1}H NMR (400 MHz, DMSO-d_6) d 11.14 (br s, 1H), 9.00 (br s, 1H), 8.01 (dd, J = 8.0 Hz, 1.6 Hz, 1H), 7.65 (d, J = 8.4 Hz, 2H), 7.66-7.58 (m, 1H), 7.27 (d, J = 8.4 Hz, 2H), 7.25-7.11 (m, 6H), 5.35 (br s, 2H), 4.17 (dd, J = 8.0 Hz, 7.6 Hz, 2H), 3.12 (s, 2H), 2.88 (dd, J = 8.0 Hz, 7.6 Hz, 2H), 2.24 (br s, 4H), 1.42-1.40 (m, 4H), 1.32 (br s, 2H); ESIMS(+), *m/z* = 513 $[M + H]^+$; HPLC 100%.

Example 133: Preparation of *N*-hydroxy-4-((3-(4-nitrophenethyl)-2,4-dioxo-3,4-dihydroquinazolin-1(2*H*)-yl)methyl)benzamide (compound 133)

R_f = 0.38 (MeOH / CH_2Cl_2= 1:10); ^{1}H NMR (400 MHz, DMSO-d_6) δ 11.2 (s, 1 H) 9.05 (s, 1 H), 8.17 (d, J = 8.7 Hz, 2 H), 8.07 (dd, J = 7.9 Hz, 1.6 Hz, 1 H), 7.36-7.69 (m, 3 H), 7.55 (d, J = 8.7 Hz, 2 H), 7.22-7.31 (m, 4 H), 5.38 (s, 2 H), 4.29 (t, J = 6.8 Hz, 2 H), 3.11 (t, J = 7.3 Hz, 2 H); ESIMS(+) m/z 483 $[M + Na]^+$; HPLC 99%.

Example 134: Preparation of 4-((3-(4-aminophenethyl)-2,4-dioxo-3,4-dihydroquinazolin-1(2*H*)-yl)methyl)-*N*-hydroxybenzamide (compound 134)

R_f = 0.2 (MeOH / $CHCl_3$ = 1:10); ^{1}H NMR (400 MHz, DMSO-d_6) δ 11.17 (s, 1 H), 9.04 (s, 1 H), 8.08 (dd, J = 7.8 Hz, 1.5 Hz, 1 H), 7.62-7.71 (m, 3 H), 7.21-7.32 (m, 4 H), 6.89 (d, J = 8.3 Hz, 2 H), 6.52 (d, J = 8.3 Hz, 2 H), 5.40 (s, 2 H), 5.11 (s, 2 H), 4.14 (t, J = 7.6 Hz, 2 H), 2.76 (t, J = 7.8 Hz, 2 H),; ESIMS(+) m/z 431 $[M + H]^+$; HPLC 94%.

Example 135: Preparation of 4-(2-(1-(4-(hydroxycarbamoyl)benzyl)-2,4-dioxo-1,2-dihydroquinazolin-3(4*H*)-yl)ethyl)benzoic acid (compound 135)

R_f = 0.01 (MeOH / CH_2Cl_2= 1:10); 1H NMR (400 MHz, DMSO-d6) δ 12.67 (s, 1 H), 11.16 (s, 1 H), 9.02 (s, 1 H), 8.07 (d, J = 7.5 Hz, 1 H), 7.88 (d, J = 8.0 Hz, 2 H), 7.70–7.65 (m, 3 H), 7.22–7.39 (m, 6 H), 5.40 (s, 2 H), 4.26 (t, J = 7.2 Hz, 2 H), 3.03 (t, J = 7.6 Hz, 2 H),; ESIMS(+) m/z 460 [M + H]+; HPLC 95%.

Example 136: Preparation of 4-((3-(4-chloro-2,6-dimethylphenyl)-2,4-dioxo-3,4-dihydroquinazolin-1(2*H*)-yl)methyl)-*N*-hydroxybenzamide (compound 136)

R_f = 0.5 (MeOH / CH_2Cl_2= 1:10); ^{1}H NMR (400 MHz, DMSO-d_6) δ 11.17 (s, 1 H), 9.03 (s, 1 H), 8.13 (d, J = 7.8 Hz, 1 H), 7.72–7.78 (m, 3 H), 7.34–7.43 (m, 6 H), 5.47 (s, 2 H), 2.06 (s, 6 H); ESIMS(+) m/z 450 $[M + H]^+$; HPLC 97%.

2018269348 21 Oct 2020

Example 137: Preparation of 4-((3-(4-bromo-2,6-dimethylphenyl)-2,4-dioxo-3,4-dihydroquinazolin-1(2*H*)-yl)methyl)-*N*-hydroxybenzamide (compound 137)

R_f = 0.37 (MeOH/DCM = 1/10); ^{1}H NMR (400 MHz, DMSO-d_6) δ 11.17 (s, 1 H), 9.03 (s, 1 H), 8.13 (dd, J = 7.9 Hz, 1.3 Hz, 1 H), 7.72–7.78 (m, 3 H), 7.47 (s, 2 H), 7.33–7.43 (m, 4 H), 5.47 (s, 2 H), 2.06 (s, 6 H); ESIMS(+) m/z 494 $[M + H]^+$; HPLC 100%.

Example 138: Preparation of 4-((3-(2-(1*H*-imidazol-1-yl)ethyl)-2,4-dioxo-3,4-dihydroquinazolin-1(2*H*)-yl)methyl)-*N*-hydroxybenzamide (compound 138)

R_f = 0.23 (MeOH/CH_2Cl_2 = 1/9); ^{1}H NMR (400 MHz, DMSO-d_6) δ 11.20 (s, 1H), 9.06 (br s, 1H), 8.04 (dd, J = 7.8, 1.4 Hz, 1H), 7.69 (d, J = 8.2 Hz, 2H), 7.66–7.61 (m, 1H), 7.59 (s, 1H), 7.30–7.19 (m, 4H), 7.13 (s, 1H), 6.85 (s, 1H), 5.35 (s, 2H), 4.37–4.29 (m, 4H); ESIMS(+) *m/z* 406 $[M + H]^+$. HPLC 97%.

Example 139: Preparation of 4-((2,4-dioxo-3-phenethyl-3,4-dihydroquinazolin-1(2*H*)-yl)methyl)-3-fluoro-*N*-hydroxybenzamide (compound 139)

R_f = 0.47 (MeOH/CH_2Cl_2 = 1/9); ^{1}H NMR (400 MHz, DMSO-d_6) δ 11.31 (s, 1H), 9.16 (s, 1H), 8.09 (d, J = 7.8 Hz, 1H), 7.67 (t, J = 7.8 Hz, 1H), 7.59 (d, J = 11.1 Hz, 1H), 7.47 (d, J = 8.1 Hz, 1H), 7.32–7.26 (m, 3H), 7.24–7.18 (m, 4H), 7.03 (t, J = 7.8 Hz, 1H), 5.39 (s, 2H), 4.20 (t, J = 7.7 Hz, 2H), 2.92 (t, J = 7.7 Hz, 2H); ESIMS(+) *m/z* 456 $[M + H]^+$. HPLC 99%.

Example 140: Preparation of *N*-hydroxy-4-((7-methoxy-2,4-dioxo-3-(3-(trifluoromethyl)phenethyl)-3,4-dihydroquinazolin-1(2*H*)-yl)methyl)-2-methylbenzamide (compound 140)

R_f = 0.29 (MeOH/CH_2Cl_2 = 1/9); ^{1}H NMR (400 MHz, DMSO-d_6) δ 10.79 (s, 1H), 9.05 (s, 1H), 7.96 (d, J = 8.8 Hz, 1H), 7.59–7.49 (m, 4H), 7.25–7.17 (m, 2H), 7.00 (d, J = 7.7 Hz, 1H), 6.86 (dd, J = 8.8, 2.1 Hz, 1H), 6.65 (d, J = 2.0 Hz, 1H), 5.32 (s, 2H), 4.24 (t, J = 7.3 Hz, 2H), 3.76 (s, 3H), 3.05 (t, J = 7.3 Hz, 2H), 2.28 (s, 3H); ESIMS(+) *m/z* 528 $[M + H]^+$; HPLC 100%.

Example 141: Preparation of 4-((2,4-dioxo-3-(4-phenylbutyl)-3,4-dihydroquinazolin-1(2*H*)-yl)methyl)-*N*-hydroxybenzamide (compound 141)

R_f = 0.61 (MeOH/CH_2Cl_2 = 5:95); ^{1}H NMR (400 MHz, DMSO-d_6) δ 11.19 (s, 1H), 9.06 (s, 1H), 8.05 (dd, J = 7.8, 1.4 Hz, 1H), 7.57–7.75 (m, 3H), 7.07–7.39 (m, 9H), 5.39 (s, 2H), 4.01 (t, J = 6.7 Hz, 2H), 2.59 (t, J = 7.2 Hz, 2H), 1.49–1.72 (m, 4H); ESIMS (+) m/z 444 $[M + H]^+$; HPLC 98.6%.

Example 142: Preparation of 4-((3-allyl-2,4-dioxo-3,4-dihydroquinazolin-1(2*H*)-yl)methyl)-*N*-hydroxybenzamide (compound 142)

R_f = 0.45 (MeOH/CH_2Cl_2 = 5:95); ^{1}H NMR (400 MHz, DMSO-d_6) δ 11.19 (s, 1H), 9.07 (s, 1H), 8.07 (dd, J = 7.9, 1.5 Hz, 1H), 7.59–7.75 (m, 3H), 7.35 (d, J = 8.2 Hz, 2H), 7.20–7.32 (m, 2H), 5.84–6.0 (m, 1H), 5.4 (s, 2H), 5.06–5.22 (m, 2H), 4.6 (d, J = 5.2 Hz, 2H); ESIMS (+) m/z 444 $[M + H]^+$.

2018269348 21 Oct 2020

HPLC 99%.

Example 143: Preparation of 4-((3-(2-(cyclohex-1-en-1-yl)ethyl)-2,4-dioxo-3,4-dihydroquinazolin-1(2*H*)-yl)methyl)-*N*-hydroxybenzamide (compound 143)

R_f = 0.49 (MeOH/CH_2Cl_2 = 1:9); ^{1}H NMR (400 MHz, DMSO-d_6) δ 11.2 (s, 1H), 9.07 (s, 1H), 8.04 (dd, *J* = 7.9, 1.3 Hz, 1H), 7.55–7.73 (m, 3H), 7.14-7.38 (m, 4H), 5.37 (s, 2H), 5.24 (s, 1H), 4.05 (t, *J* = 7.0 Hz, 2H), 3.13 (d, *J* = 5.2 Hz, 1H), 2.21 (t, *J* = 6.7 Hz, 2H), 1.97 (s, 2H), 1.8 (s, 2H), 1.33–1.56 (m, 4H); ESIMS (+) m/z 420 $[M + H]^+$. HPLC 99%.

Example 144: Preparation of (*E*)-4-((3-cinnamyl-2,4-dioxo-3,4-dihydroquinazolin-1(2*H*)-yl)methyl)-*N*-hydroxybenzamide (compound 144)

R_f = 0.71 (MeOH/CH_2Cl_2 = 1:9); ^{1}H NMR (400 MHz, DMSO-d_6) δ 11.18 (s, 1H), 9.04 (s, 1H), 8.09 (dd, *J* = 7.8, 1.5 Hz, 1H), 7.59–7.74 (m, 3H), 7.34–7.49 (m, 4H), 7.14–7.34 (m, 5H), 6.52–6.65 (m, 1H), 6.32–6.46 (m, 1H), 5.43 (s, 2H), 4.78 (d, *J* = 5.4 Hz, 2H); ESIMS (+) m/z 428 $[M + H]^+$. HPLC 95%.

Example 145: Preparation of 4-((3-(2-(1,2-dihydroxycyclohexyl)ethyl)-2,4-dioxo-3,4-dihydroquinazolin-1(2*H*)-yl)methyl)-*N*-hydroxybenzamide (compound 145)

R_f = 0.09 (MeOH/CH_2Cl_2 = 5:95); ^{1}H NMR (400 MHz, DMSO-d_6) δ 11.16 (s, 1H), 9.01 (s, 1H), 8.06 (dd, *J* = 7.8, 1.3 Hz, 1H), 7.56–7.77 (m, 3H), 7.35 (d, *J* = 8.2 Hz, 2H), 7.17–7.31 (m, 2H), 5.4 (s, 2H), 4.0–4.24 (m, 2H), 3.74 (s, 1H), 3.23 (q, *J* = 5.6 Hz, 1H), 1.88–2.0 (m, 1H), 1.6–1.84 (m, 2H), 1.38–1.6 (m, 4H), 1.08–71.38 (m, 3H); ESIMS (+) m/z 454 $[M + H]^+$. HPLC 99%.

Example 146: Preparation of 4-((8-chloro-2,4-dioxo-3-phenethyl-3,4-dihydroquinazolin-1(2*H*)-yl)methyl)-*N*-hydroxybenzamide (compound 146)

R_f = 0.44 (MeOH/CH_2Cl_2 = 1:9); ^{1}H NMR (400 MHz, DMSO-d_6) δ 11.2 (s, 1H), 9.05 (s, 1H), 8.1 (dd, *J* = 7.8, 1.5 Hz, 1H), 7.61–7.81 (m, 3H), 7.11–7.37 (m, 8H), 5.5 (s, 2H), 4.13 (t, *J* = 7.6 Hz, 2H), 2.89 (t, *J* = 7.6 Hz, 2H); ESIMS (+) m/z 450 $[M + H]^+$. HPLC 99%.

Example 147: **Preparation of 4-((3-(2-fluoro-2-phenylethyl)-2,4-dioxo-3,4-dihydroquinazolin-1(2*H*)-yl)methyl)-*N*-hydroxybenzamide (compound 147)**

R_f = 0.56 (MeOH/CH_2Cl_2 = 1:9); ^{1}H NMR (400 MHz, DMSO-d_6) δ 11.18 (s, 1H), 9.05 (s, 1H), 8.09 (dd, *J* = 7.8, 1.5 Hz, 1H), 7.57–7.79 (m, 3H), 7.20–7.55 (m, 9H), 5.87 (ddd, *J* = 54.5, 8.7, 3.5 Hz, 1H), 5.41 (s, 2H), 4.71 (ddd, *J* = 17.1, 12.4, 8.9 Hz, 1H), 4.21 4.71 (ddd, *J* = 31.8, 13.9, 3.5 Hz, 1H); ESIMS (+) m/z $[M + H]^+$ 434. HPLC 95%.

Example 148. **Enzymatic Assay:** The IC_{50} values for aforementioned compounds against HDACs were determined. HDAC 1 to 11 can be assayed by using acetylated AMC-labeled peptide substrate. The Substrate 1, a fluorogenic peptide from p53 residues 379-382 (RHKKAc) is used for all HDAC 1 to 11 but HDAC8, which has a substrate II (RHKAcKAc), a fluorogenic diacyl peptide based on

2018269348 21 Oct 2020

residues 379-382 of p53.Compounds were tested in 10-dose IC50 mode in duplicate with 3-fold serial dilution starting at 10 μM.

Human HDAC1 (GenBank Accession No. NM_004964): Full length with C-terminal GST tag, MW = 79.9 kDa. Human HDAC2 (GenBank Accession No. Q92769): Full length with C-terminal His tag, MW = 60 kDa. Human HDAC3/NcoR2 (GenBank Accession No. NM_003883 for HDAC3, GenBank Accession No.NM_006312 for NcoR2): Complex of human HDAC3, full length with C-terminal His tag, MW = 49.7 kDa, and human NCOR2, *N*-terminal GST tag, MW = 39 kDa. Human HDAC6 (GenBank Accession No. BC069243): Full length with *N*-terminal GST tag, MW = 159 kDa. Human HDAC8 (GenBank Accession No. NM018486): Full length, MW=42 kDa, expressed in an E. coli expression system. Human HDAC10 (GenBank Accession No. NM_032019): Amino acids 1-631 with *N*-terminal GST tag, MW = 96 kDa. Human HDAC11 (GenBank Accession No. NM_BC009676) with *N*-terminal GST tag, MW = 66 kDa, expressed in baculovirus expression system. Control Inhibitor for HDAC is Trichostatin A (TSA): Biomol Cat# GR309.

Human HDAC1, Human HDAC2, Human HDAC3/NcoR2, Human HDAC6, Human HDAC10, and Human HDAC11 were all expressed by baculovirus expression system in Sf9 cells.

Reaction Condition: Assay Buffer: 50 mM Tris-HCl, pH 8.0, 137 mM NaCl, 2.7 mM KCl, 1 mM $MgCl_2$, Before use, add 1 mg/mL BSA. HDAC1: 75 nM; HDAC2: 5 nM; HDAC3: 2.3 nM; HDAC6: 13 nM; HDAC8: 119 nM; HDAC10: 781 nM; HDAC11: 781 nM. 50 μM HDAC substrate. 1% DMSO final. Incubation for 2 hours at 30ºC.

HDAC Enzymatic Assay. These compounds had inhibitory effects on human histone deacetylases (HDAC) 1,2,3,6,8,10 and 11.

Because these compound showed selective inhibitions on HDAC6, the HDAC6-selective inhibitors may be used for treating autoimmunity, cancer, and many neurodegenerative diseases. (S. Minucci et al., *Nat. Rev. Cancer.* 2006, 6, 38-51; L. Wang et al., *Nat. Rev. Drug Discov.* 2009, 8, 969-81; J.P. Dompierre et al., *J. Neurosci.* 2007, 27, 3571-83; and A.G. Kazantsev et al., *Nat. Rev. Drug Discov.* 2008, 7, 854-68.)

Materials

All cell lines were purchased from BCRC (Bioresource Collection and Research Center, Taiwan) U87MG (BCRC 60360), HepG2 (BCRC 60025), A549 (BCRC 60074), PANC1 (BCRC 60284), A375 (BCRC 60039), LNCaP (BCRC 60088), 22Rv1 (BCRC 60545), FHs173we (BCRC 60229) and Vero (BCRC 60013).

Tables 1 and 2 illustrate HDAC inhibition activities of the compounds according to the invention.

Table 1

2018269348 21 Oct 2020

	HDAC subtypes IC50 (nM)			
Cpd No.	HDAC1	HDAC8	HDAC6	HDAC11
1	9410	95	8	15400
2	12000	731	51	ND
3	11990	1300	13500	ND
4	8275	2751	28	5501
5	11160	376	4	13900
6	>10000	653	4296	>10000
7	>10000	235	4450	ND
8	9540	1640	21	ND
9	18860	ND	35	ND
10	2720	523	4	ND
11	15820	486	24	37500
12	11150	1068	28	25050
13	8021	1442	635	7392
14	10810	1049	23	14730
15	10430	525	11	34370
Trichostatin A	7	175	1	12

All compounds were tested in 10-dose IC_{50} mode with a 3-fold serial dilution. ND stands for Not Determined

Table 2

	HDAC subtypes IC50 (nM)			
compound number	HDAC1	HDAC8	HDAC6	HDAC11
17	13410	1155	57	16740
18	8830	400	6	16700
21	6655	169	15	5686
22	10870	2521	170	52050
24	10700	287	11	10020
25	>30000	1191	1194	128900
26	13170	428	10	10660
27	14500	3060	168	10500
28	ND	ND	ND	ND
29	4380	1420	25	3800
30	9790	979	14	22750
Trichostatin A	7	175	1	12

All compounds were tested in 10-dose IC_{50} mode with a 3-fold serial dilution.

Example 149. Cell proliferation assay-- MTT: Cells were seeded in 96-well plates at a density of 5×10^3 cells per well and allowed to attach for 24 h before compound treatment. A series dilutions of the testing compounds, SAHA, and TubastatinA were added to the culture medium so that the final concentration of DMSO was 0.1 % in all reactions. At end of the treatment period 72 h, 20 μl (5 mg/mL) of 3-(4,5-dimethylthiazol-2-yl)-2,5-diphynyl- tetrazolium bromide(MTT) reagent was added

2018269348 21 Oct 2020

to each well. After 4 h incubation at 37 °C, the supernatant was aspirated and the formazan crystals were dissolved in 100 µl of DMSO at 37 °C for 10 min with gentle agitation. The absorbance was measured at 570 nm using the Molecular Devices Microplate Reader. Results were presented as mean ± standard error mean (SEM) from at least three independent experiments. IC_{50} values were calculated from the relative viability values and concentrations by regression analysis. Tables 3 and 4 show the cytotoxicity of HDAC inhibitors against cancer cell lines and normal human cell line.

Table 3

	Cytotoxicity IC50 (µM), MTT assay, 72hr treated					
	Glioblastoma	Prostate	Lung	Pancreas	Liver	Human normal
Cpd. No.	U87MG	LNCap	A549	PANC1	HepG2	FHsWe
2	>10	>10	>10	>10	>10	>200
3	>10	>10	>10	>10	>10	>200
4	4.28 ±0.67	2.97 ±0.22	8.04 ±0.28	6.54 ±0.11	6.12 ±0.33	147.12 ±0.51
5	1.56 ±0.14	0.44 ±0.07	3.75 ±0.39	4.15 ±0.27	1.93 ±0.25	83.21 ±0.62
6	3.75 ±0.13	3.40 ±0.21	4.03 ±0.12	5.12 ±0.32	3.41 ±0.34	69.23 ±0.27
8	2.10 ±0.06	1.07 ±0.14	2.28±0.27	3.52 ±0.09	2.74 ±0.29	75.79 ±0.12
9	2.26 ± 0.13	1.01 ±0.11	2.45 ±0.51	4.05 ±0.12	2.03 ±0.47	70.34 ±0.12
10	7.63 ±0.12	4.72 ±0.16	8.15 ±0.17	9.04 ±0.21	6.65 ±0.22	85.33 ±0.34
11	4.08 ±0.11	2.93 ±0.62	4.78 ±0.11	6.13 ±0.17	4.39 ±0.07	89.18 ±0.62
12	9.12±0.23	7.53 ±0.23	>10	>10	>10	159.12 ±0.44
13	5.87 ±0.14	5.92 ±0.21	7.22 ±0.29	8.29 ±0.43	5.48 ±0.27	131.72 ±0.25
14	6.31 ±0.63	4.25 ±0.21	6.35±0.11	>10	6.82 ±0.12	83.81 ±0.19
15	7.08 ±0.80	5.71 ±0.32	5.69 ±0.21	>10	7.11 ±0.28	55.44 ±0.09
16	6.28 ±0.12	6.05 ±0.31	7.07 ±0.42	8.73 ±0.24	6.99 ±1.07	163.18 ±0.27
17	6.13 ±0.78	5.74 ±0.51	8.96 ±0.17	8.47 ±0.04	6.64 ±0.92	100.53 ±0.37
19	2.64 ±0.04	1.87 ±0.18	2.98 ±0.12	4.29 ±0.08	2.75 ±0.02	32.7 ±0.03
20	9.67 ±0.66	9.97 ±0.08	>10	>10	7.43 ±0.27	>200
21	2.93 ±0.13	0.98 ±0.06	3.22 ±0.31	4.72 ±0.37	3.55 ±0.14	63.11 ±0.17
22	5.68 ±0.19	5.38 ±0.41	7.44 ±0.12	8.73 ±0.71	6.82 ±0.44	135.08 ±0.39
23	4.12 ±0.06	4.05 ±0.07	4.21 ±0.03	5.12 ±0.11	4.24 ±0.03	92.11 ±0.69

2018269348 21 Oct 2020

24	4.18 ±0.22	3.83 ±0.17	4.69 ±0.17	>10	4.11 ±0.27	60.41 ±0.22
25	5.23 ±0.21	5.77 ±0.46	6.25±0.33	8.13 ±0.28	5.31 ±0.37	105.11 ±0.25
26	3.77 ±0.25	0.96 ±0.02	4.58 ±0.21	5.03 ±0.19	4.03 ±0.11	84.34 ±0.73
SAHA	3.46 ±0.37	4.55 ±0.21	4.63 ±0.11	6.32 ±0.31	3.27 ±0.83	16.75
Tubastat in A	>10	>10	>10	>10	>10	46.54

Table 4

	Cytotoxicity IC50 (μM), MTT assay, 72hr treated			
	Monkey normal	Leukemia	Leukemia	Leukemia
Cpd. No	Vero	HL60	MV4-11	MOLM13
2	>10	ND	ND	ND
3	>10	>10	>10	>10
4	156.39 ±0.42	0.67 ±0.09	0.75 ±0.11	0.81 ±0.09
5	91.38 ±0.47	0.25 ±0.03	0.17 ±0.05	0.16 ±0.03
6	78.42 ±0.22	ND	ND	ND
8	85.74 ±0.17	0.44 ±0.04	0.37 ±0.02	0.48 ±0.08
9	77.51 ±0.14	2.71 ±0.05	2.78 ±0.03	2.82 ±0.07
10	93.24 ±0.37	ND	ND	ND
11	97.25 ±0.31	ND	ND	ND
12	166.37 ±0.39	ND	ND	ND
13	146.17 ±0.41	0.87 ±0.12	0.83 ±0.11	0.92 ±0.07
14	116.01 ±0.23	1.37 ±0.07	1.77 ±0.05	1.62 ±0.09
15	96.92 ±0.11	1.22 ±0.08	1.65 ±0.03	1.47 ±0.07
16	160.31 ±0.23	2.77 ±0.04	3.04 ±0.08	3.29 ±0.16
17	123.25 ±0.33	2.37 ±0.11	3.13 ±0.09	356 ±0.09
19	37.82 ±0.03	1.68 ±0.09	1.87 ±0.03	1.74 ±0.08
20	>200	ND	ND	ND
21	81.51 ±0.18	ND	ND	ND
22	127.39 ±0.28	1.46 ±0.08	1.64 ±0.07	1.77 ±0.05
23	95.27 ±0.58	1.25 ±0.08	1.19 ±0.07	2.32 ±0.07

2018269348 21 Oct 2020

24	76.31 ±0.32	ND	ND	ND
25	106.32 ±0.29	ND	ND	ND
26	93.26 ±0.25	3.12 ±0.08	3.71 ±0.11	4.01 ±0.06
SAHA	26.64	1.85 ±0.08	1.29 ±0.13	1.43 ±0.06
Tubastatin A	39.86	ND	ND	ND

Xenografted nude mice model of prostate cancer cell line. Forty-five male nude mice (BALB/cAnN.Cg-Foxnlnu/CrlNarl, 4-6 weeks old) were used. Mice were subcutaneously injected in the left flank with 1 x10^6 LNCaP human prostatic carcinoma in PBS through a 1 cm long 25G needle. When LNCaP xenografts had reached an average volume of 150 mm3, animals were randomized into groups of five mice. Compounds were prepared in PBS daily fresh and injected i.p. (10 mL/kg of body weight). The tumor sizes were measured by two perpendicular diameters (Length and Width) and tumor volumes (mm^3) were determined by the formula length × $width^2$ × 1/2. The mouse body weight was determined as an indicator of tolerability on the same days. TGI was calculated according to the formula [1 − (T − T0)/(C − C0)] ×100, where T and T0 are the mean tumor volumes on Day 30 and Day 1, respectively, for the experimental group, and C and C0 are those for the vehicle control group. After 14 or 30 days of treatment, the animals were sacrificed on Day 30 by cervical dislocation. Tumor samples were harvested from animals and post-fixed in 4% paraformaldehyde and weighted. Animal studies were carried out in accordance with the guidelines.

LL/2 syngeneic xenograft model. The 7 weeks old B6 mice were injected *s.c.* with 100 μL of LL/2 cell suspensions, equivalent to 5 × 10^6 cells. Paclitaxel was treated via *i.p.* injection at 10 mg/kg once daily for five days. AJ20064 was dosed orally at 20 mg/kg, 40 mg/kg and 80 mg/kg once daily for 21 consecutive days. Tumor volumes were measured twice weekly throughout the duration of the experiment and tumor growth inhibition (TGI) was assessed at the end of the third cycle of therapy.

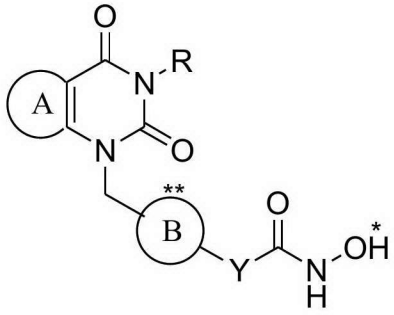

Formula I

*: H may be substituted.
**:Unless mentioned, B group was 1,4 disubstituted.

2018269348 21 Oct 2020

Table 5

Cpd No.	Chemical Name	Structure	Substituents of Formula I
1	4-((7-fluoro-2,4-dioxo-3-phenethyl-3,4-dihydroquinazolin-1(2*H*)-yl)methyl)-*N*-hydroxybenzamide	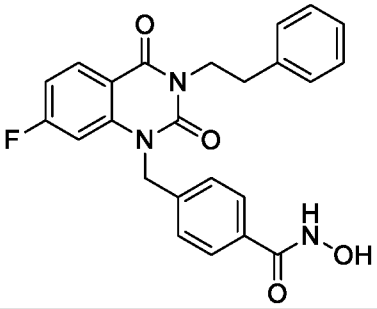	A = 7-F-C_6H_3 B = C_6H_4 R = $CH_2CH_2C_6H_5$ Y = null
2	*N*-hydroxy-4-((7-methoxy-2,4-dioxo-3-phenethyl-3,4-dihydroquinazolin-1(2*H*)-yl)methyl)benzamide	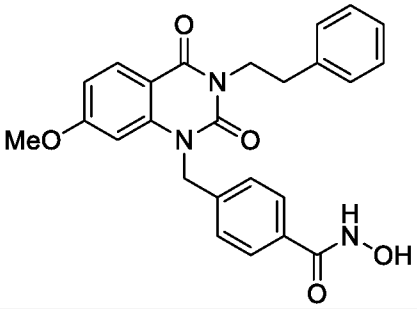	A = 7-OMe-C_6H_3 B = C_6H_4 R = $CH_2CH_2C_6H_5$ Y = null
3	4-((7-cyano-2,4-dioxo-3-phenethyl-3,4-dihydroquinazolin-1(2*H*)-yl)methyl)-*N*-hydroxybenzamide	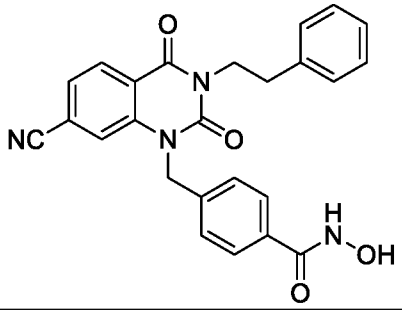	A = 7-CN-C_6H_3 B = C_6H_4 R = $CH_2CH_2C_6H_5$ Y = null
4	*N*-hydroxy-4-((7-hydroxy-2,4-dioxo-3-phenethyl-3,4-dihydroquinazolin-1(2*H*)-yl)methyl)benzamide	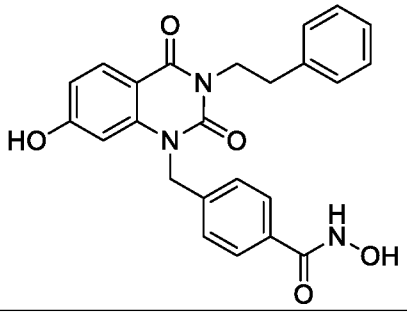	A = 7-OH-C_6H_3 B = C_6H_4 R = $CH_2CH_2C_6H_5$ Y = null
5	4-((2,4-dioxo-3-phenethyl-3,4-dihydroquinazolin-1(2*H*)-yl)methyl)-*N*-hydroxybenzamide	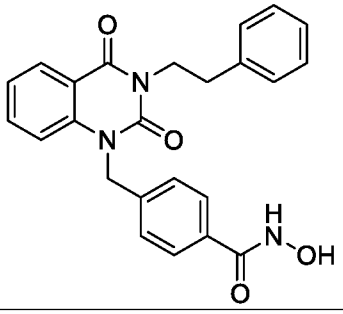	A = C_6H_4 B = C_6H_4 R = $CH_2CH_2C_6H_5$ Y = null

6	3-((2,4-dioxo-3-phenethyl-3,4-dihydroquinazolin-1(2*H*)-yl)methyl)-*N*-hydroxybenzamide	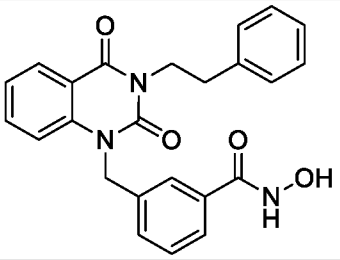	A = C_6H_4 B = 1,3-substituted-C_6H_4 R = $CH_2CH_2C_6H_5$ Y = null
7	3-((7-cyano-2,4-dioxo-3-phenethyl-3,4-dihydroquinazolin-1(2*H*)-yl)methyl)-*N*-hydroxybenzamide	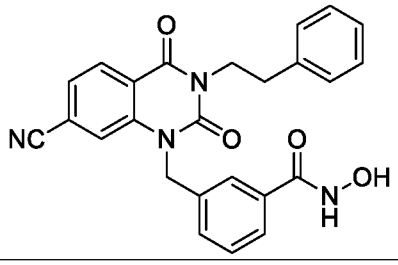	A = 7-CN-C_6H_3 B = 1,3-substituted-C_6H_4 R = $CH_2CH_2C_6H_5$ Y = null
8	4-((7-chloro-2,4-dioxo-3-phenethyl-3,4-dihydroquinazolin-1(2*H*)-yl)methyl)-*N*-hydroxybenzamide	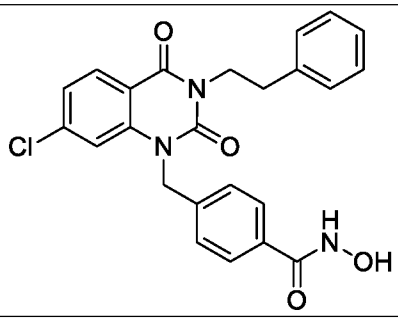	A = 7-Cl-C_6H_3 B = C_6H_4 R = $CH_2CH_2C_6H_5$ Y = null
9	4-((6-chloro-2,4-dioxo-3-phenethyl-3,4-dihydroquinazolin-1(2*H*)-yl)methyl)-*N*-hydroxybenzamide	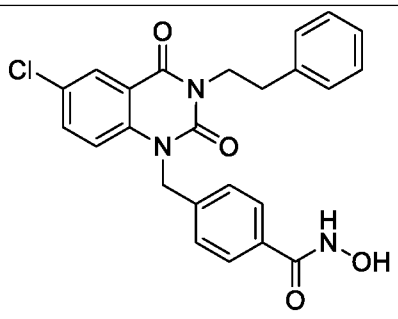	A = 6-Cl-C_6H_3 B = C_6H_4 R = $CH_2CH_2C_6H_5$ Y = null
10	4-((7-chloro-3-methyl-2,4-dioxo-3,4-dihydroquinazolin-1(2*H*)-yl)methyl)-*N*-hydroxybenzamide	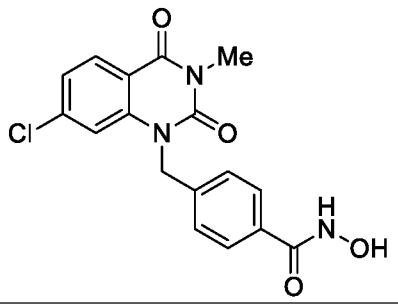	A = 7-Cl-C_6H_3 B = C_6H_4 R = Me Y = null
11	4-((3-benzyl-2,4-dioxo-3,4-dihydroquinazolin-1(2*H*)-yl)methyl)-*N*-hydroxybenzamide	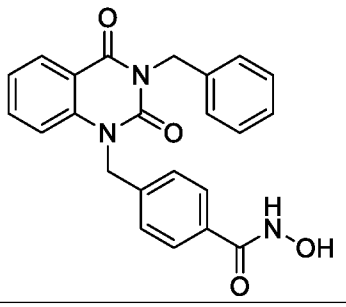	A = C_6H_4 B = C_6H_4 R = CH_2Ph Y = null

12	4-((2,4-dioxo-3-phenethyl-3,4-dihydropyrido[2,3-d]pyrimidin-1(2*H*)-yl)methyl)-*N*-hydroxybenzamide	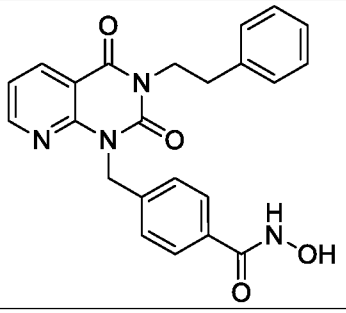	A = 8-pyridine B = C_6H_4 R = $CH_2CH_2C_6H_5$ Y = null
13	4-((2,4-dioxo-3-phenethyl-7-(trifluoromethyl)-3,4-dihydroquinazolin-1(2*H*)-yl)methyl)-*N*-hydroxybenzamide	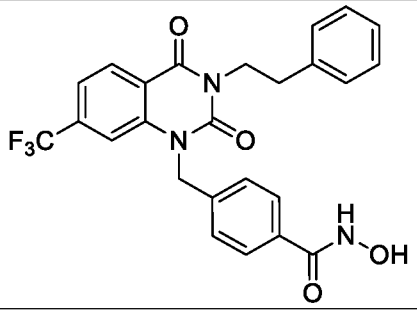	A = 7-CF_3-C_6H_3 B = C_6H_4 R = $CH_2CH_2C_6H_5$ Y = null
14	4-((3-(4-fluorophenethyl)-2,4-dioxo-3,4-dihydroquinazolin-1(2*H*)-yl)methyl)-*N*-hydroxybenzamide	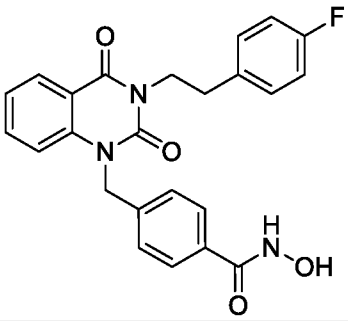	A = C_6H_4 B = C_6H_4 R = CH_2CH_2-(4-F-C_6H_4) Y = null
15	*N*-hydroxy-4-((3-(2-methoxyphenethyl)-2,4-dioxo-3,4-dihydroquinazolin-1(2*H*)-yl)methyl)benzamide	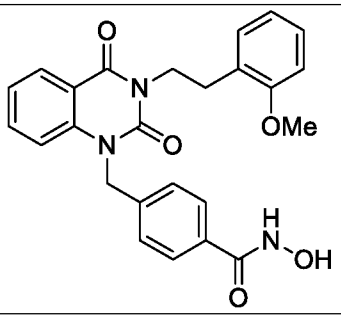	A = C_6H_4 B = C_6H_4 R = CH_2CH_2-(2-OMe-C_6H_4) Y = null
16	2-(4-((2,4-dioxo-3-phenethyl-3,4-dihydroquinazolin-1(2*H*)-yl)methyl)phenyl)-*N*-hydroxyacetamide	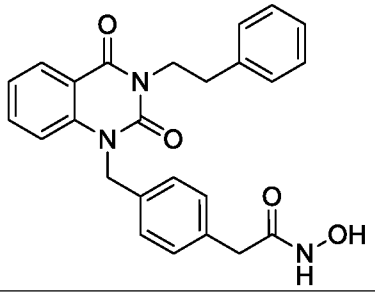	A = C_6H_4 B = C_6H_4 R = $CH_2CH_2C_6H_5$ Y = Me
17	4-((6-fluoro-2,4-dioxo-3-phenethyl-3,4-dihydroquinazolin-1(2*H*)-yl)methyl)-*N*-hydroxybenzamide	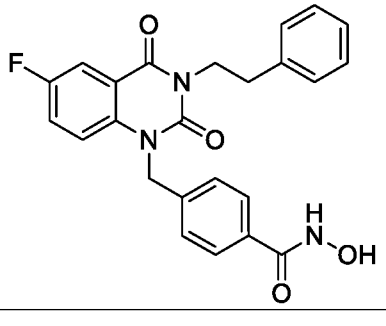	A = 6-F-C_6H_3 B = C_6H_4 R = $CH_2CH_2C_6H_5$ Y = null

18	*N*-hydroxy-4-((3-(2-hydroxyphenethyl)-2,4-dioxo-3,4-dihydroquinazolin-1(2*H*)-yl)methyl)benzamide	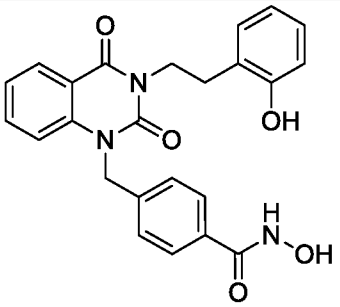	A = C_6H_4 B = C_6H_4 R = CH_2CH_2-(2-OH-C_6H_4) Y = null
19	2-(4-((2,4-dioxo-3-phenethyl-3,4-dihydroquinazolin-1(2*H*)-yl)methyl)-3-fluorophenyl)-*N*-hydroxyacetamide	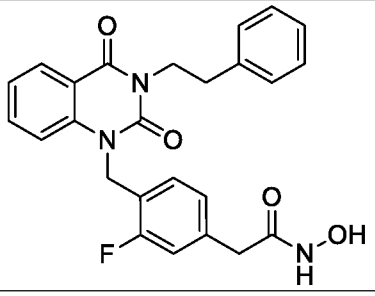	A = C_6H_4 B = 3-F-C_6H_3 R = $CH_2CH_2C_6H_5$ Y = Me
20	2-(4-((2,4-dioxo-3-phenethyl-3,4-dihydroquinazolin-1(2*H*)-yl)methyl)phenyl)-2,2-difluoro-*N*-hydroxyacetamide	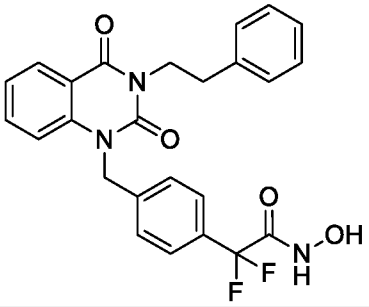	A = C_6H_4 B = C_6H_4 R = $CH_2CH_2C_6H_5$ Y = CF_2
21	4-((2,4-dioxo-3-phenethyl-3,4-dihydrothieno[2,3-d]pyrimidin-1(2*H*)-yl)methyl)-*N*-hydroxybenzamide	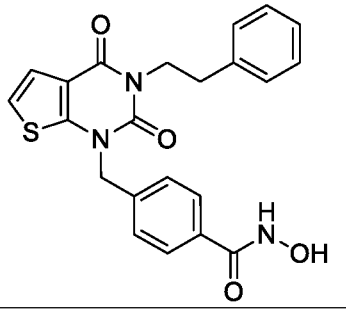	A = 7-thiophene B = C_6H_4 R = $CH_2CH_2C_6H_5$ Y = null
22	*N*-hydroxy-4-((7-methyl-2,4-dioxo-3-phenethyl-3,4-dihydroquinazolin-1(2*H*)-yl)methyl)benzamide	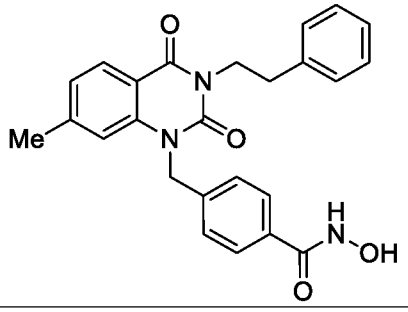	A = 7-Me-C_6H_3 B = C_6H_4 R = $CH_2CH_2C_6H_5$ Y = null
23	2-(4-((7-cyano-2,4-dioxo-3-phenethyl-3,4-dihydroquinazolin-1(2*H*)-yl)methyl)phenyl)-*N*-hydroxyacetamide	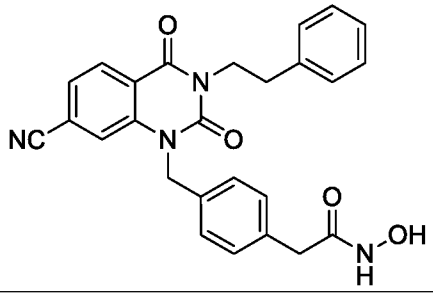	A = 7-CN-C_6H_3 B = C_6H_4 R = $CH_2CH_2C_6H_5$ Y = Me

24	4-((2,4-dioxo-3-(2-(thiophen-2-yl)ethyl)-3,4-dihydroquinazolin-1(2*H*)-yl)methyl)-*N*-hydroxybenzamide	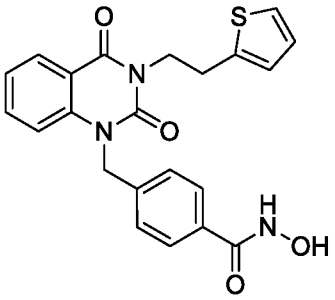	A = C_6H_4 B = C_6H_4 R = CH_2CH_2-(2-thiophene) Y = null
25	4-((2,4-dioxo-3-phenethyl-3,4-dihydroquinazolin-1(2*H*)-yl)methyl)-*N*-hydroxythiophene-2-carboxamide	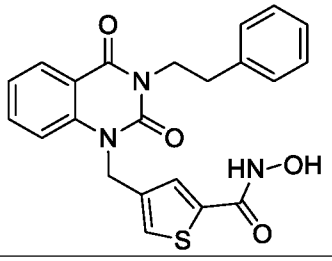	A = C_6H_4 B = 2,4-thiophene R = $CH_2CH_2C_6H_5$ Y = null
26	4-((3-(3-fluorophenethyl)-2,4-dioxo-3,4-dihydroquinazolin-1(2*H*)-yl)methyl)-*N*-hydroxybenzamide	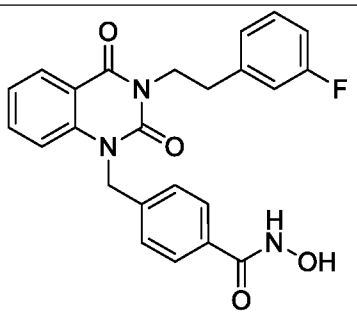	A = C_6H_4 B = C_6H_4 R = CH_2CH_2-(3-F-C_6H_4) Y = null
27	4-((7-cyclopropyl-2,4-dioxo-3-phenethyl-3,4-dihydroquinazolin-1(2*H*)-yl)methyl)-*N*-hydroxybenzamide	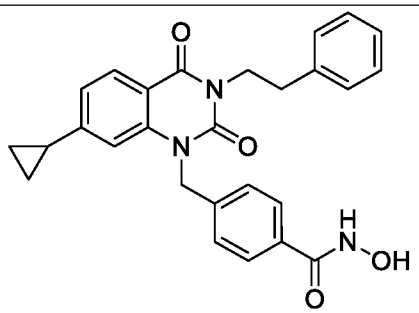	A = 7-cyclopropyl-C_6H_3 B = C_6H_4 R = $CH_2CH_2C_6H_5$ Y = null
28	4-((3-(3-chloro-4-methoxyphenethyl)-2,4-dioxo-3,4-dihydroquinazolin-1(2*H*)-yl)methyl)-*N*-hydroxybenzamide	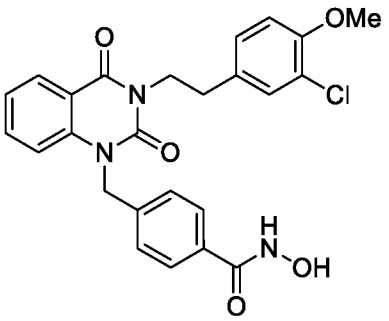	A = C_6H_4 B = C_6H_4 R = CH_2CH_2-(3-Cl-4-OMe-C_6H_3) Y = null
29	*N*-hydroxy-4-((3-(4-(methylamino)phenethyl)-2,4-dioxo-3,4-dihydroquinazolin-1(2*H*)-yl)methyl)benzamide	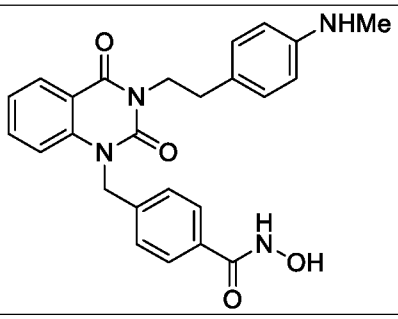	A = C_6H_4 B = C_6H_4 R = CH_2CH_2-(4-NHMe-C_6H_4) Y = null

30	*N*-hydroxy-4-((3-(4-morpholinophenethyl)-2,4-dioxo-3,4-dihydroquinazolin-1(2*H*)-yl)methyl)benzamide	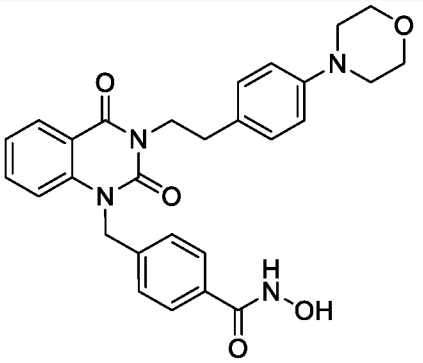	A = C_6H_4 B = C_6H_4 R = CH_2CH_2-(4-morpholine-C_6H_4) Y = null
31	4-((3-(benzyloxy)-2,4-dioxo-3,4-dihydroquinazolin-1(2*H*)-yl)methyl)-*N*-hydroxybenzamide	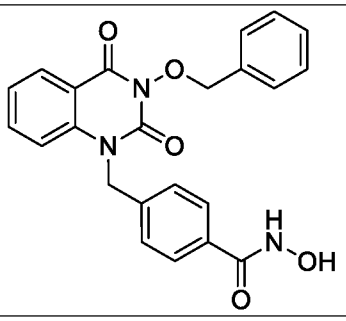	A = C_6H_4 B = C_6H_4 R = OCH_2Ph Y = null
32	5-((2,4-dioxo-3-phenethyl-3,4-dihydroquinazolin-1(2*H*)-yl)methyl)-*N*-hydroxythiophene-2-carboxamide	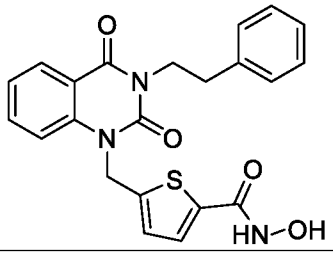	A = C_6H_4 B = 2,5-thiophene R = $CH_2CH_2C_6H_5$ Y = null
33	*N*-hydroxy-4-((3-(4-methoxyphenethyl)-2,4-dioxo-3,4-dihydroquinazolin-1(2*H*)-yl)methyl)benzamide	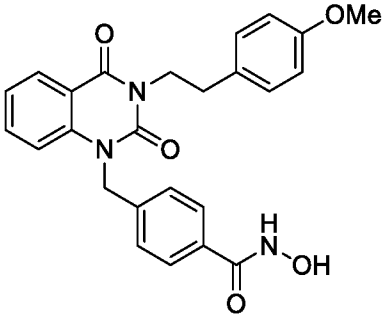	A = C_6H_4 B = C_6H_4 R = CH_2CH_2-(4-OMe-C_6H_4) Y = null
34	*N*-hydroxy-4-((3-(4-hydroxyphenethyl)-2,4-dioxo-3,4-dihydroquinazolin-1(2*H*)-yl)methyl)benzamide	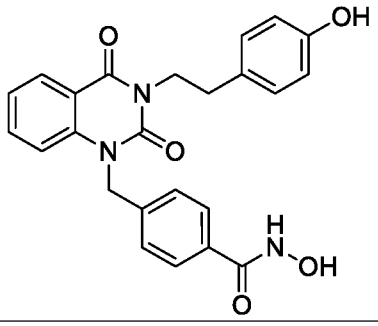	A = C_6H_4 B = C_6H_4 R = CH_2CH_2-(4-OH-C_6H_4) Y = null
35	4-((2,4-dioxo-3-phenyl-3,4-dihydroquinazolin-1(2*H*)-yl)methyl)-*N*-hydroxybenzamide	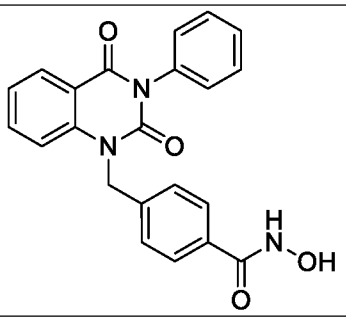	A = C_6H_4 B = C_6H_4 R = C_6H_5 Y = null

36	*N*-hydroxy-4-((3-(4-methoxyphenyl)-2,4-dioxo-3,4-dihydroquinazolin-1(2*H*)-yl)methyl)benzamide	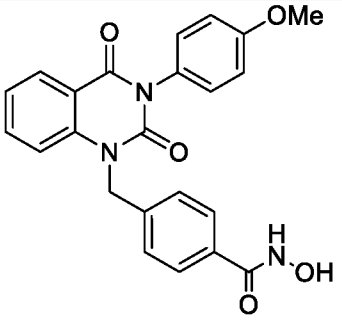	A = C_6H_4 B = C_6H_4 R = 4-OMe-C_6H_4 Y = null
37	4-((3-(4-chlorophenyl)-2,4-dioxo-3,4-dihydroquinazolin-1(2*H*)-yl)methyl)-*N*-hydroxybenzamide	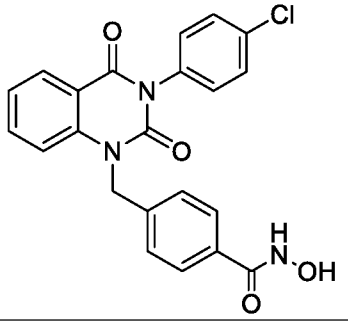	A = C_6H_4 B = C_6H_4 R = 4-Cl-C_6H_4 Y = null
38	4-((3-(4-fluorophenyl)-2,4-dioxo-3,4-dihydroquinazolin-1(2*H*)-yl)methyl)-*N*-hydroxybenzamide	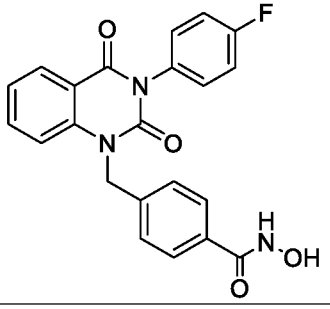	A = C_6H_4 B = C_6H_4 R = 4-F-C_6H_4 Y = null
39	*N*-hydroxy-4-((3-(2-methoxyphenyl)-2,4-dioxo-3,4-dihydroquinazolin-1(2*H*)-yl)methyl)benzamide	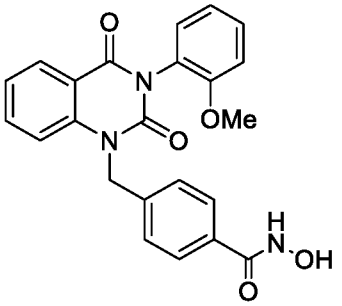	A = C_6H_4 B = C_6H_4 R = 2-OMe-C_6H_4 Y = null
40	(*E*)-3-(4-((2,4-dioxo-3-phenethyl-3,4-dihydroquinazolin-1(2*H*)-yl)methyl)phenyl)-*N*-hydroxyacrylamide	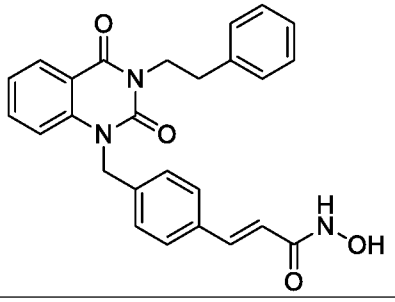	A = C_6H_4 B = C_6H_4 R = $CH_2CH_2C_6H_5$ Y = (*E*)-ethylene
41	(*E*)-3-(4-((3-(4-chlorophenethyl)-2,4-dioxo-3,4-dihydroquinazolin-1(2*H*)-yl)methyl)phenyl)-*N*-hydroxyacrylamide	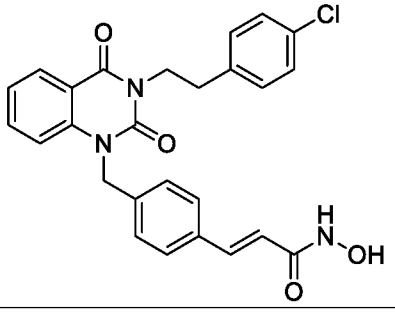	A = C_6H_4 B = C_6H_4 R = CH_2CH_2-(4-Cl-C_6H_4) Y = (*E*)-ethylene

42	(*E*)-3-(4-((3-(4-fluorophenethyl)-2,4-dioxo-3,4-dihydroquinazolin-1(2*H*)-yl)methyl)phenyl)-*N*-hydroxyacrylamide	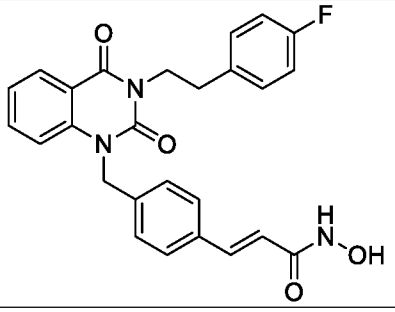	A = C_6H_4 B = C_6H_4 R = CH_2CH_2-(4-F-C_6H_4) Y = (*E*)-ethylene
43	(*E*)-*N*-hydroxy-3-(4-((3-(4-methoxyphenethyl)-2,4-dioxo-3,4-dihydroquinazolin-1(2*H*)-yl)methyl)phenyl)acrylamide	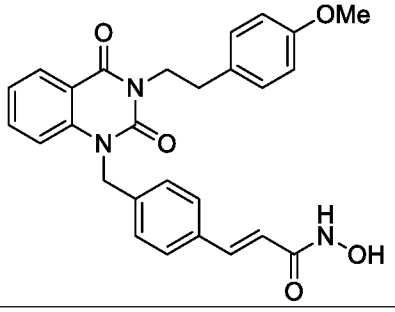	A = C_6H_4 B = C_6H_4 R = CH_2CH_2-(4-OMe-C_6H_4) Y = (*E*)-ethylene
44	(*E*)-*N*-hydroxy-3-(4-((3-(4-hydroxyphenethyl)-2,4-dioxo-3,4-dihydroquinazolin-1(2*H*)-yl)methyl)phenyl)acrylamide	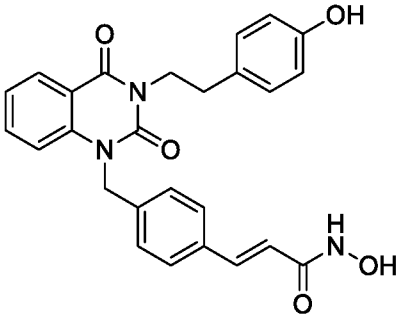	A = C_6H_4 B = C_6H_4 R = CH_2CH_2-(4-OH-C_6H_4) Y = (*E*)-ethylene
45	(*E*)-3-(4-((7-fluoro-2,4-dioxo-3-phenethyl-3,4-dihydroquinazolin-1(2*H*)-yl)methyl)phenyl)-*N*-hydroxyacrylamide	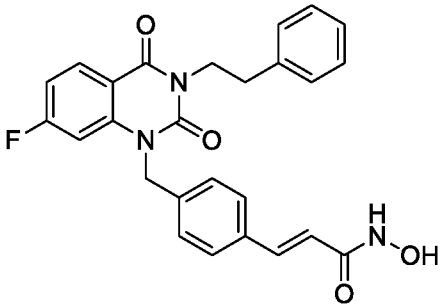	A = 7-F-C_6H_3 B = C_6H_4 R = $CH_2CH_2C_6H_5$ Y = (*E*)-ethylene
46	(*E*)-3-(4-((3-(4-chlorophenethyl)-7-fluoro-2,4-dioxo-3,4-dihydroquinazolin-1(2*H*)-yl)methyl)phenyl)-*N*-hydroxyacrylamide	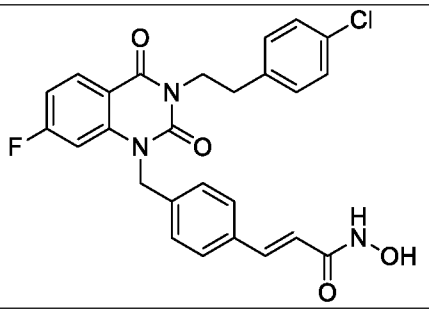	A = C_6H_4 B = C_6H_4 R = CH_2CH_2-(4-Cl-C_6H_4) Y = (*E*)-ethylene
47	(*E*)-3-(4-((7-fluoro-3-(4-fluorophenethyl)-2,4-dioxo-3,4-dihydroquinazolin-1(2*H*)-yl)methyl)phenyl)-*N*-hydroxyacrylamide	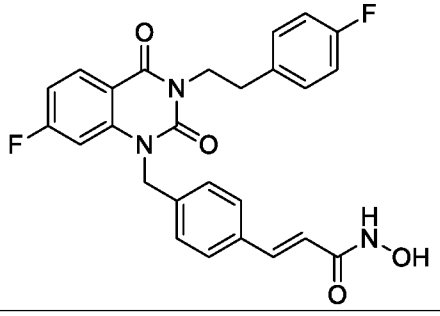	A = 7-F-C_6H_3 B = C_6H_4 R = CH_2CH_2-(4-F-C_6H_4) Y = (*E*)-ethylene

48	(*E*)-3-(4-((7-fluoro-3-(4-methoxyphenethyl)-2,4-dioxo-3,4-dihydroquinazolin-1(2*H*)-yl)methyl)phenyl)-*N*-hydroxyacrylamide	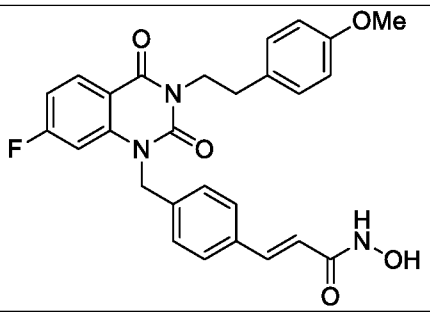	A = 7-F-C_6H_3 B = C_6H_4 R = CH_2CH_2-(4-OMe-C_6H_4) Y = (*E*)-ethylene
49	(*E*)-3-(4-((7-fluoro-3-(4-hydroxyphenethyl)-2,4-dioxo-3,4-dihydroquinazolin-1(2*H*)-yl)methyl)phenyl)-*N*-hydroxyacrylamide	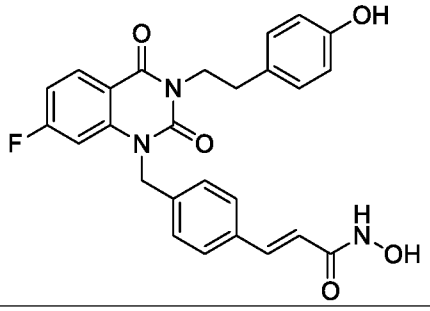	A = 7-F-C_6H_3 B = C_6H_4 R = CH_2CH_2-(4-OH-C_6H_4) Y = (*E*)-ethylene
50	(*E*)-3-(4-((7-chloro-2,4-dioxo-3-phenethyl-3,4-dihydroquinazolin-1(2*H*)-yl)methyl)phenyl)-*N*-hydroxyacrylamide	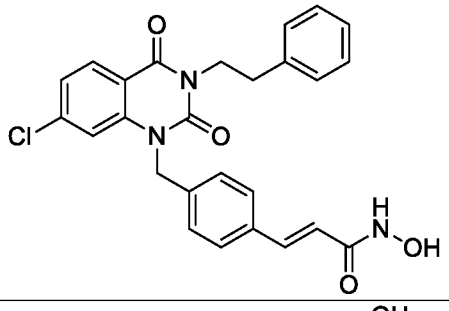	A = 7-Cl-C_6H_3 B = C_6H_4 R = $CH_2CH_2C_6H_5$ Y = (*E*)-ethylene
51	(*E*)-3-(4-((7-chloro-3-(4-hydroxyphenethyl)-2,4-dioxo-3,4-dihydroquinazolin-1(2*H*)-yl)methyl)phenyl)-*N*-hydroxyacrylamide	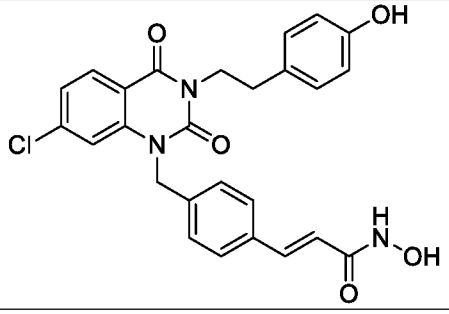	A = 7-Cl-C_6H_3 B = C_6H_4 R = CH_2CH_2-(4-OH-C_6H_4) Y = (*E*)-ethylene
52	(*E*)-3-(4-((2,4-dioxo-3-phenyl-3,4-dihydroquinazolin-1(2*H*)-yl)methyl)phenyl)-*N*-hydroxyacrylamide	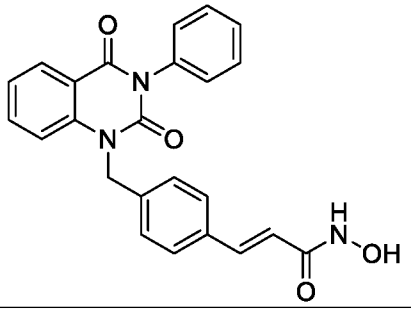	A = C_6H_4 B = C_6H_4 R = C_6H_5 Y = (*E*)-ethylene
53	(*E*)-*N*-hydroxy-3-(4-((3-(4-methoxyphenyl)-2,4-dioxo-3,4-dihydroquinazolin-1(2*H*)-yl)methyl)phenyl)acrylamide	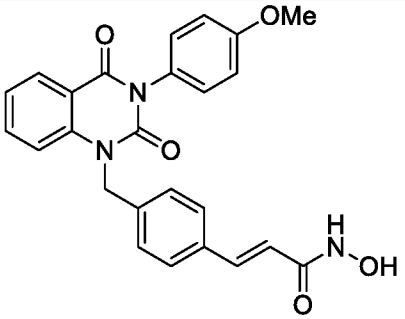	A = C_6H_4 B = C_6H_4 R = 4-OMe-C_6H_4 Y = (*E*)-ethylene

54	(*E*)-*N*-hydroxy-3-(4-((3-(4-hydroxyphenyl)-2,4-dioxo-3,4-dihydroquinazolin-1(2*H*)-yl)methyl)phenyl)acrylamide	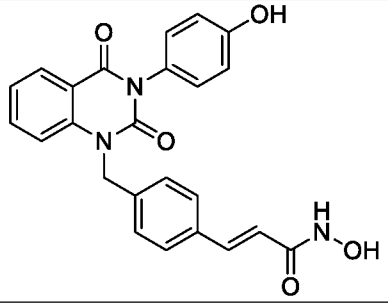	A = C_6H_4 B = C_6H_4 R = 4-OH-C_6H_4 Y = (*E*)-ethylene
55	4-((3-(2-fluorophenyl)-2,4-dioxo-3,4-dihydroquinazolin-1(2*H*)-yl)methyl)-*N*-hydroxybenzamide	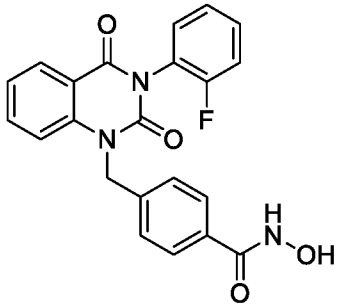	A = C_6H_4 B = C_6H_4 R = 2-F-C_6H_4 Y = null
56	*N*-hydroxy-4-((3-(2-nitrophenyl)-2,4-dioxo-3,4-dihydroquinazolin-1(2*H*)-yl)methyl)benzamide	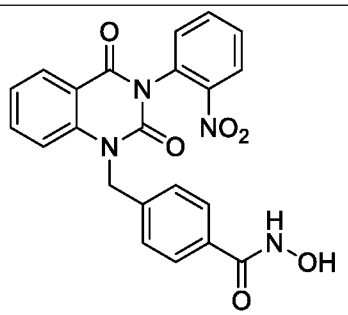	A = C_6H_4 B = C_6H_4 R = 2-NO_2-C_6H_4 Y = null
57	4-((2,4-dioxo-3-(2-phenylcyclopropyl)-3,4-dihydroquinazolin-1(2*H*)-yl)methyl)-*N*-hydroxybenzamide	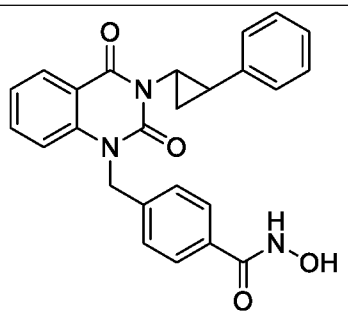	A = C_6H_4 B = C_6H_4 R = cyclopropyl-C_6H_5 Y = null
58	*N*-hydroxy-4-((3-(2-hydroxyethyl)-2,4-dioxo-3,4-dihydroquinazolin-1(2*H*)-yl)methyl)benzamide	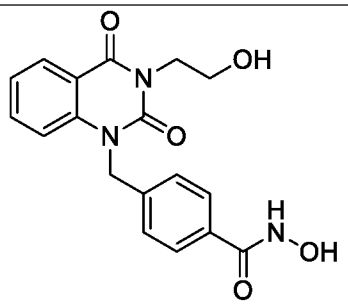	A = C_6H_4 B = C_6H_4 R = CH_2CH_2OH Y = null
59	*N*-hydroxy-4-((3-(2-hydroxy-2-phenylethyl)-2,4-dioxo-3,4-dihydroquinazolin-1(2*H*)-yl)methyl)benzamide	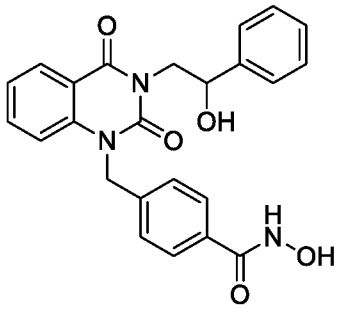	A = C_6H_4 B = C_6H_4 R = CH_2CH_2OH-C_6H_5 Y = null

60	4-((7-fluoro-3-(2-fluorophenyl)-2,4-dioxo-3,4-dihydroquinazolin-1(2*H*)-yl)methyl)-*N*-hydroxybenzamide	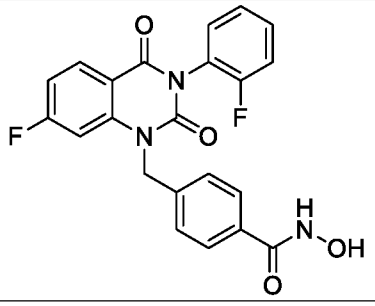	A = 7-F-C_6H_3 B = C_6H_4 R = 2-F-C_6H_4 Y = null
61	4-((7-chloro-3-(2-fluorophenyl)-2,4-dioxo-3,4-dihydroquinazolin-1(2*H*)-yl)methyl)-*N*-hydroxybenzamide	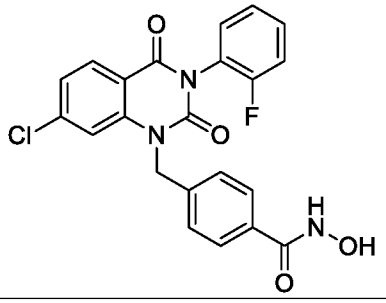	A = 7-Cl-C_6H_3 B = C_6H_4 R = 2-F-C_6H_4 Y = null
62	4-((2,4-dioxo-3-(4-(trifluoromethyl)benzyl)-3,4-dihydroquinazolin-1(2*H*)-yl)methyl)-*N*-hydroxybenzamide	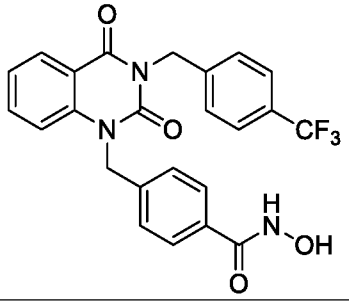	A = C_6H_4 B = C_6H_4 R = CH_2-(4-CF_3-C_6H_4) Y = null
63	4-((2,4-dioxo-3-(4-(trifluoromethyl)phenethyl)-3,4-dihydroquinazolin-1(2*H*)-yl)methyl)-*N*-hydroxybenzamide	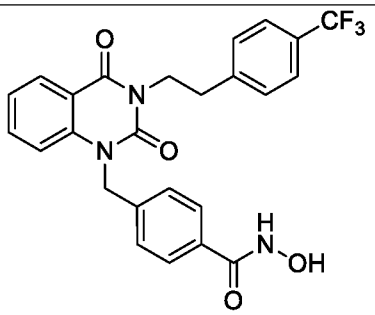	A = C_6H_4 B = C_6H_4 R = CH_2CH_2-(4-CF_3-C_6H_4) Y = null
64	4-((2,4-dioxo-3-phenyl-7-(trifluoromethyl)-3,4-dihydroquinazolin-1(2*H*)-yl)methyl)-*N*-hydroxybenzamide	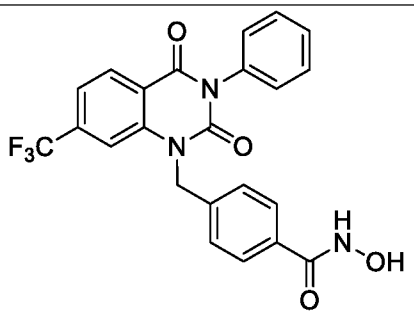	A = 7-CF_3-C_6H_3 B = C_6H_4 R = C_6H_5 Y = null
65	4-((2,4-dioxo-3-(2,4,5-trifluorophenyl)-3,4-dihydroquinazolin-1(2*H*)-yl)methyl)-*N*-hydroxybenzamide	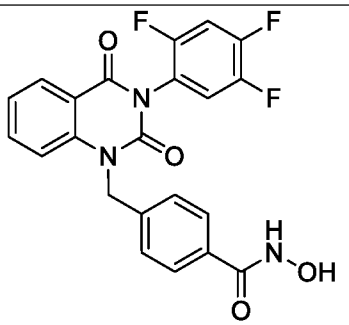	A = C_6H_4 B = C_6H_4 R = 2,4,5-tri-F-C_6H_2 Y = null

66	4-((3-(2-fluorophenethyl)-2,4-dioxo-3,4-dihydroquinazolin-1(2*H*)-yl)methyl)-*N*-hydroxybenzamide	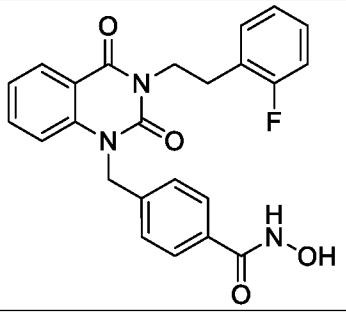	A = C_6H_4 B = C_6H_4 R = CH_2CH_2-(2-F-C_6H_4) Y = null
67	4-((2,4-dioxo-3-(3,3,3-trifluoropropyl)-3,4-dihydroquinazolin-1(2*H*)-yl)methyl)-*N*-hydroxybenzamide	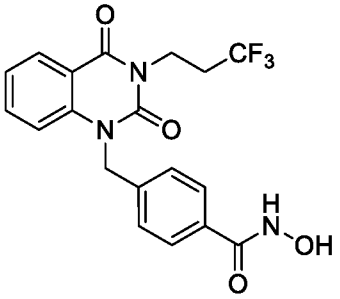	A = C_6H_4 B = C_6H_4 R = $CH_2CH_2CF_3$ Y = null
68	4-((2,4-dioxo-3-(2,2,2-trifluoroethyl)-3,4-dihydroquinazolin-1(2*H*)-yl)methyl)-*N*-hydroxybenzamide	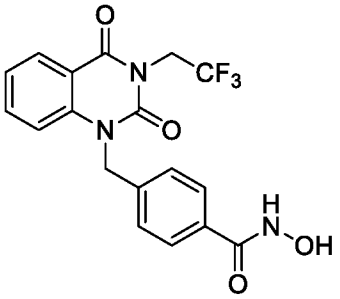	A = C_6H_4 B = C_6H_4 R = CH_2CF_3 Y = null
69	4-((8-fluoro-2,4-dioxo-3-phenethyl-3,4-dihydroquinazolin-1(2*H*)-yl)methyl)-*N*-hydroxybenzamide	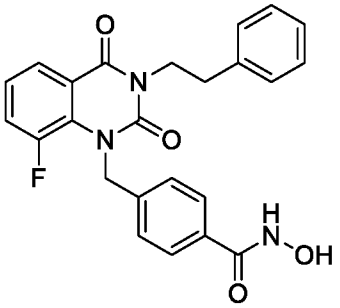	A = 8-F-C_6H_3 B = C_6H_4 R = $CH_2CH_2C_6H_5$ Y = null
70	4-((2,4-dioxo-3-(2-(pyridin-2-yl)ethyl)-3,4-dihydroquinazolin-1(2*H*)-yl)methyl)-*N*-hydroxybenzamide	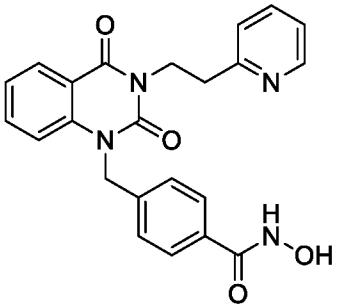	A = C_6H_4 B = C_6H_4 R = CH_2CH_2-(2-pyridine) Y = null
71	4-((2,4-dioxo-3-(2-(pyridin-3-yl)ethyl)-3,4-dihydroquinazolin-1(2*H*)-yl)methyl)-*N*-hydroxybenzamide	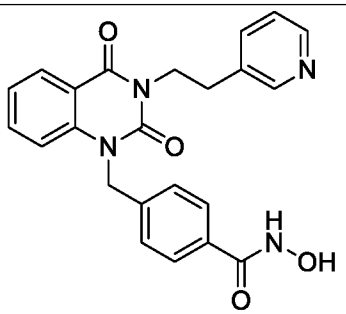	A = C_6H_4 B = C_6H_4 R = CH_2CH_2-(3-pyridine) Y = null

72	4-((3-(2-fluoro-5-(trifluoromethyl)phenyl)-2,4-dioxo-3,4-dihydroquinazolin-1(2*H*)-yl)methyl)-*N*-hydroxybenzamide	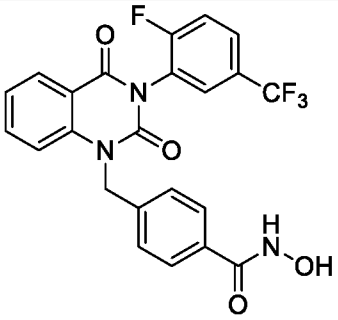	A = C_6H_4 B = C_6H_4 R = 2-F-5-CF_3-C_6H_3 Y = null
73	4-((2,4-dioxo-3-(2-(pyridin-4-yl)ethyl)-3,4-dihydroquinazolin-1(2*H*)-yl)methyl)-*N*-hydroxybenzamide	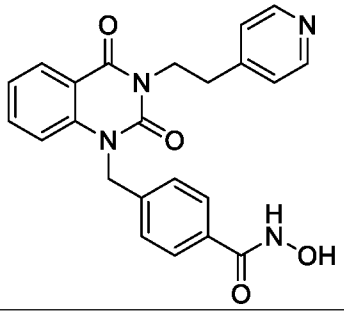	A = C_6H_4 B = C_6H_4 R = CH_2CH_2-(4-pyridine) Y = null
74	*N*-hydroxy-4-((3-(2-methoxyethyl)-2,4-dioxo-3,4-dihydroquinazolin-1(2*H*)-yl)methyl)benzamide	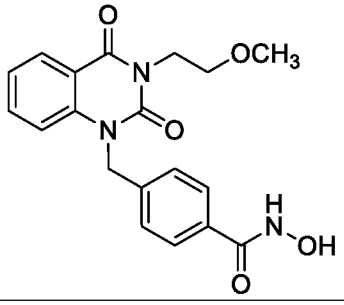	A = C_6H_4 B = C_6H_4 R = CH_2CH_2OMe Y = null
75	4-((2,4-dioxo-3-(3-(trifluoromethyl)benzyl)-3,4-dihydroquinazolin-1(2*H*)-yl)methyl)-*N*-hydroxybenzamide	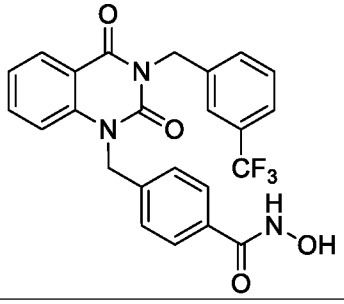	A = C_6H_4 B = C_6H_4 R = CH_2-(3-CF_3-C_6H_4) Y = null
76	4-((3-(2-bromophenethyl)-2,4-dioxo-3,4-dihydroquinazolin-1(2*H*)-yl)methyl)-*N*-hydroxybenzamide	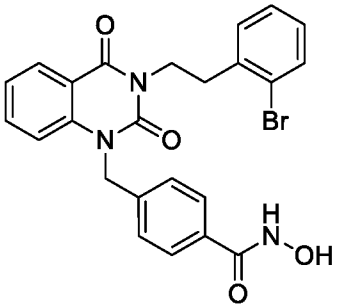	A = C_6H_4 B = C_6H_4 R = CH_2CH_2-(2-Br-C_6H_4) Y = null
77	4-((2,4-dioxo-3-(2-(trifluoromethyl)benzyl)-3,4-dihydroquinazolin-1(2*H*)-yl)methyl)-*N*-hydroxybenzamide	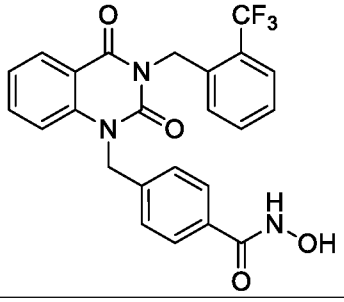	A = C_6H_4 B = C_6H_4 R = CH_2-(2-CF_3-C_6H_4) Y = null

78	4-((3-(2-fluoro-3-(trifluoromethyl)phenyl)-2,4-dioxo-3,4-dihydroquinazolin-1(2*H*)-yl)methyl)-*N*-hydroxybenzamide	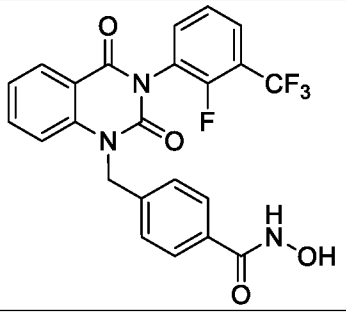	A = C_6H_4 B = C_6H_4 R = 2-F-3-CF_3-C_6H_3 Y = null
79	(*E*)-3-(4-((2,4-dioxo-3-(3-(trifluoromethyl)phenethyl)-3,4-dihydroquinazolin-1(2*H*)-yl)methyl)phenyl)-*N*-hydroxyacrylamide	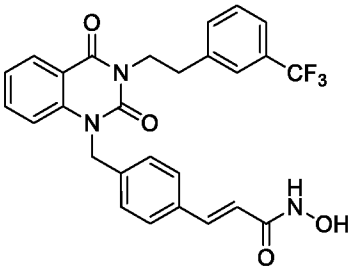	A = C_6H_4 B = C_6H_4 R = CH_2CH_2-(3-CF_3-C_6H_4) Y = (*E*)-ethylene
80	4-((3-(2,6-diisopropylphenyl)-2,4-dioxo-3,4-dihydroquinazolin-1(2*H*)-yl)methyl)-*N*-hydroxybenzamide	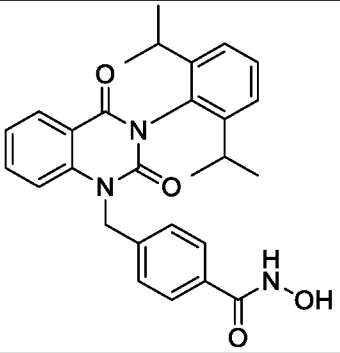	A = C_6H_4 B = C_6H_4 R = 2,6-di-*iso*-proyl-C_6H_3 Y = null
81	4-((3-(2-ethylphenyl)-2,4-dioxo-3,4-dihydroquinazolin-1(2*H*)-yl)methyl)-*N*-hydroxybenzamide	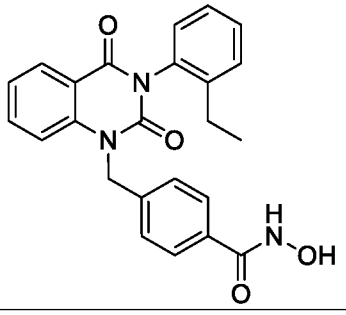	A = C_6H_4 B = C_6H_4 R = 2-Et-C_6H_4 Y = null
82	(*E*)-3-(4-((3-(2-fluorophenyl)-2,4-dioxo-3,4-dihydroquinazolin-1(2*H*)-yl)methyl)phenyl)-*N*-hydroxyacrylamide	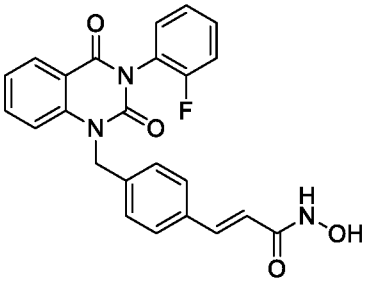	A = C_6H_4 B = C_6H_4 R = 2-F-C_6H_4 Y = (*E*)-ethylene
83	*N*-hydroxy-4-((3-(2-methyl-3-(trifluoromethyl)phenyl)-2,4-dioxo-3,4-dihydroquinazolin-1(2*H*)-yl)methyl)benzamide	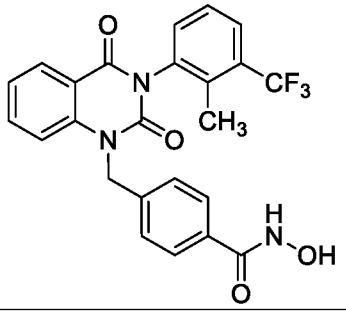	A = C_6H_4 B = C_6H_4 R = 2-Me-3-CF_3-C_6H_3 Y = null

84	*N*-hydroxy-4-((3-(3-methoxyphenethyl)-2,4-dioxo-3,4-dihydroquinazolin-1(2*H*)-yl)methyl)benzamide	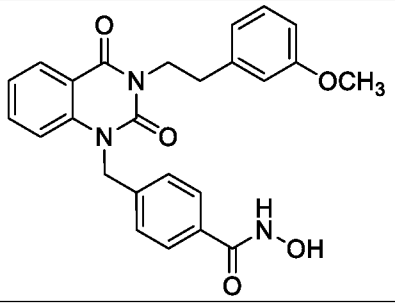	A = C_6H_4 B = C_6H_4 R = CH_2CH_2-(3-OMe-C_6H_4) Y = null
85	4-((3-(2-(benzo[d][1,3]dioxol-5-yl)ethyl)-2,4-dioxo-3,4-dihydroquinazolin-1(2*H*)-yl)methyl)-*N*-hydroxybenzamide	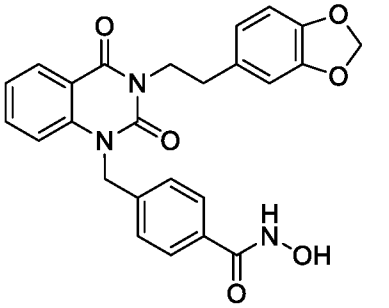	A = C_6H_4 B = C_6H_4 R = CH_2CH_2-(6-(1,3-benzodioxole)) Y = null
86	4-((3-(3,4-dimethoxyphenethyl)-2,4-dioxo-3,4-dihydroquinazolin-1(2*H*)-yl)methyl)-*N*-hydroxybenzamide	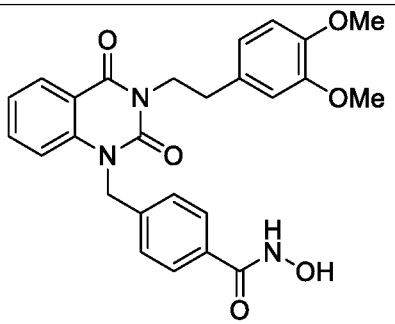	A = C_6H_4 B = C_6H_4 R = CH_2CH_2-(3,4-diOMe-C_6H_3) Y = null
87	4-((6-fluoro-7-hydroxy-2,4-dioxo-3-(3-(trifluoromethyl)phenethyl)-3,4-dihydroquinazolin-1(2*H*)-yl)methyl)-*N*-hydroxybenzamide	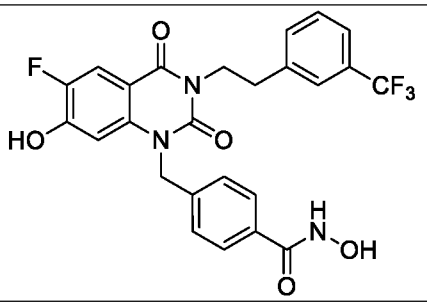	A = 6-F-7-OH-C_6H_2 B = C_6H_4 R = CH_2CH_2-(3-CF_3-C_6H_4) Y = null
88	4-((3-(4-bromophenethyl)-2,4-dioxo-3,4-dihydroquinazolin-1(2*H*)-yl)methyl)-*N*-hydroxybenzamide	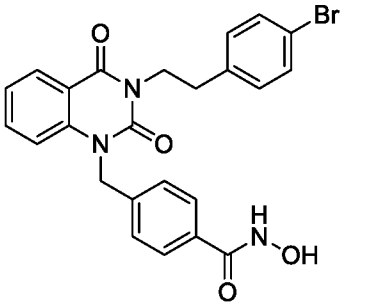	A = C_6H_4 B = C_6H_4 R = CH_2CH_2-(4-Br-C_6H_4) Y = null
89	4-((3-(2,6-dimethylphenyl)-2,4-dioxo-3,4-dihydroquinazolin-1(2*H*)-yl)methyl)-*N*-hydroxybenzamide	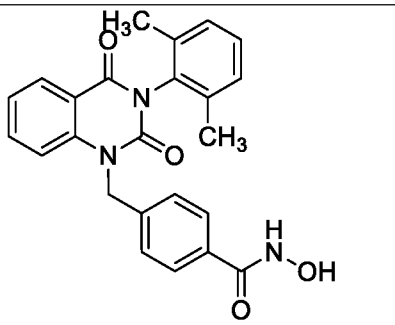	A = C_6H_4 B = C_6H_4 R = 2,6-di-Me-C_6H_3 Y = null

90	4-((2,4-dioxo-3-(2-(trifluoromethoxy)phenyl)-3,4-dihydroquinazolin-1(2*H*)-yl)methyl)-*N*-hydroxybenzamide	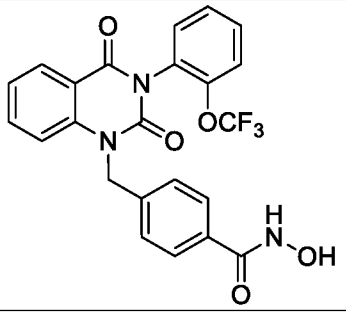	A = C_6H_4 B = C_6H_4 R = 2-OCF_3-C_6H_4 Y = null
91	4-((2,4-dioxo-3-(o-tolyl)-3,4-dihydroquinazolin-1(2*H*)-yl)methyl)-*N*-hydroxybenzamide	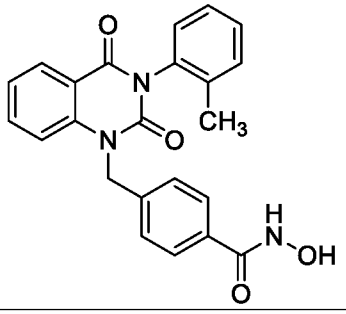	A = C_6H_4 B = C_6H_4 R = 2-Me-C_6H_4 Y = null
92	4-((3-cyclohexyl-2,4-dioxo-3,4-dihydroquinazolin-1(2*H*)-yl)methyl)-*N*-hydroxybenzamide	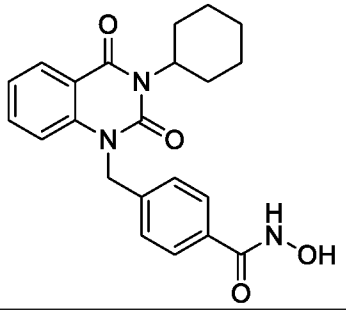	A = C_6H_4 B = C_6H_4 R = cyclohexyl Y = null
93	*N*-hydroxy-4-((3-(1-methylpiperidin-4-yl)-2,4-dioxo-3,4-dihydroquinazolin-1(2*H*)-yl)methyl)benzamide	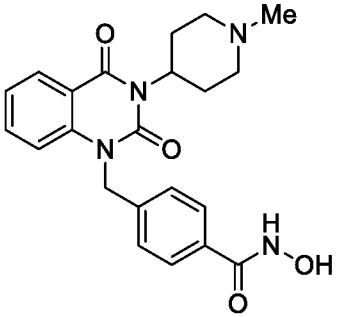	A = C_6H_4 B = C_6H_4 R = 4-(*N*-Me-piperidine) Y = null
94	4-((2,4-dioxo-3-(pyridin-4-yl)-3,4-dihydroquinazolin-1(2*H*)-yl)methyl)-*N*-hydroxybenzamide	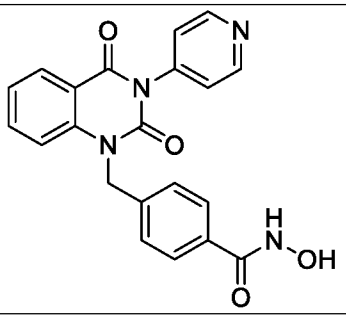	A = C_6H_4 B = C_6H_4 R = 4-pyridine Y = null
95	4-((2,4-dioxo-3-(3-(trifluoromethyl)phenyl)-3,4-dihydroquinazolin-1(2*H*)-yl)methyl)-*N*-hydroxybenzamide	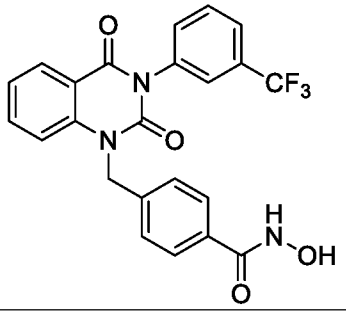	A = C_6H_4 B = C_6H_4 R = 3-CF_3-C_6H_4 Y = null

96	4-((2,4-dioxo-3-(pyridin-3-yl)-3,4-dihydroquinazolin-1(2*H*)-yl)methyl)-*N*-hydroxybenzamide	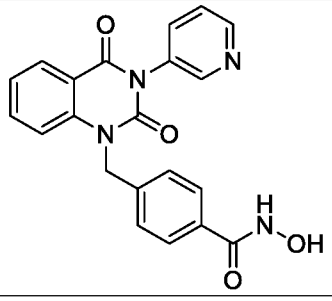	A = C_6H_4 B = C_6H_4 R = 3-pyridine Y = null
97	4-((3-(3,3-difluorocyclobutyl)-2,4-dioxo-3,4-dihydroquinazolin-1(2*H*)-yl)methyl)-*N*-hydroxybenzamide	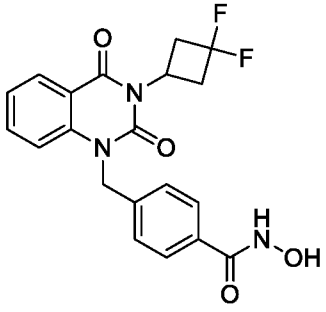	A = C_6H_4 B = C_6H_4 R = 3,3-di-F-cyclobutayl Y = null
98	4-((2,4-dioxo-3-(piperidin-3-yl)-3,4-dihydroquinazolin-1(2*H*)-yl)methyl)-*N*-hydroxybenzamide	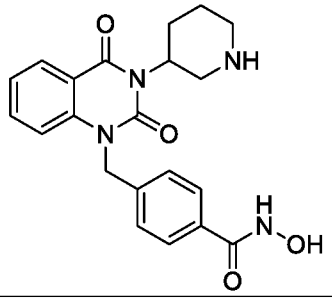	A = C_6H_4 B = C_6H_4 R = 3-piperidine Y = null
99	*N*-acetoxy-4-((2,4-dioxo-3-phenethyl-3,4-dihydroquinazolin-1(2*H*)-yl)methyl)benzamide	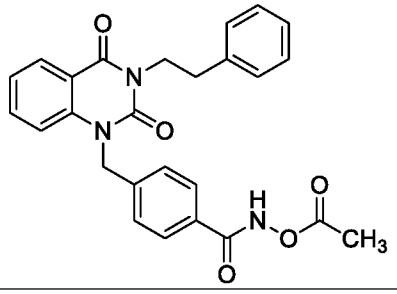	A = C_6H_4 B = C_6H_4 R = $CH_2CH_2C_6H_5$ Y = null *: *O*-acetyl
100	4-((2,4-dioxo-3-(3-(trifluoromethyl)phenethyl)-3,4-dihydroquinazolin-1(2*H*)-yl)methyl)-*N*-hydroxybenzamide	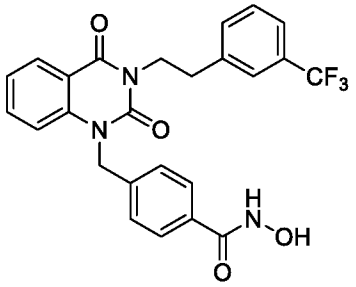	A = C_6H_4 B = C_6H_4 R = CH_2CH_2-(3-CF_3-C_6H_4) Y = null
101	4-((2,4-dioxo-3-(2-(trifluoromethoxy)benzyl)-3,4-dihydroquinazolin-1(2*H*)-yl)methyl)-*N*-hydroxybenzamideS	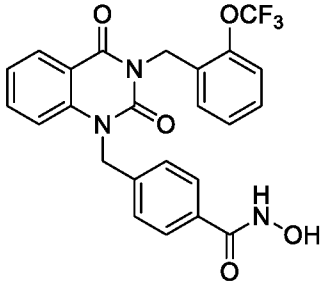	A = C_6H_4 B = C_6H_4 R = CH_2-(2-OCF_3-C_6H_4) Y = null

102	4-((2,4-dioxo-3-(2-(trifluoromethyl)phenethyl)-3,4-dihydroquinazolin-1(2*H*)-yl)methyl)-*N*-hydroxybenzamide	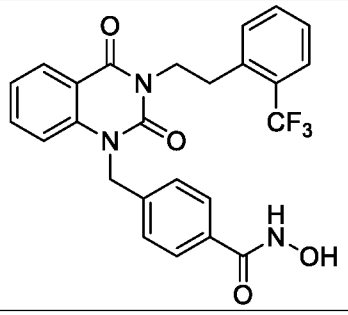	A = C_6H_4 B = C_6H_4 R = CH_2CH_2-(2-CF_3-C_6H_4) Y = null
103	*N*-acetoxy-4-((2,4-dioxo-3-(3-(trifluoromethyl)phenethyl)-3,4-dihydroquinazolin-1(2*H*)-yl)methyl)benzamide	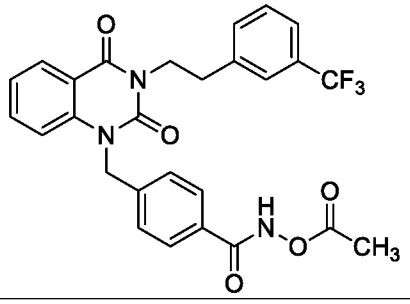	A = C_6H_4 B = C_6H_4 R = CH_2CH_2-(3-CF_3-C_6H_4) Y = null *: *O*-acetyl
104	3-(1-(4-(hydroxycarbamoyl)benzyl)-2,4-dioxo-1,2-dihydroquinazolin-3(4*H*)-yl)-1,1-dimethylpiperidin-1-ium	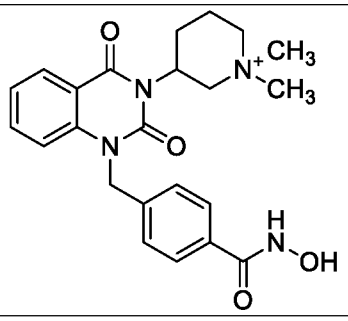	A = C_6H_4 B = C_6H_4 R = 3-(*N*,*N*-di-Me-piperidinium) Y = null
105	4-((3-(1-ethylpiperidin-3-yl)-2,4-dioxo-3,4-dihydroquinazolin-1(2*H*)-yl)methyl)-*N*-hydroxybenzamide	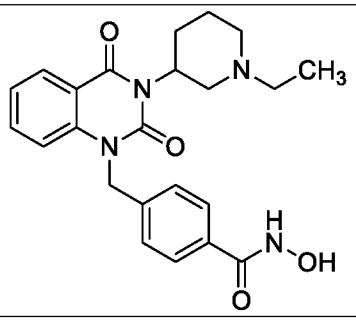	A = C_6H_4 B = C_6H_4 R = 3-(*N*-Et-piperidine) Y = null
106	*N*-hydroxy-4-((3-(4-(2-hydroxyethoxy)phenethyl)-2,4-dioxo-3,4-dihydroquinazolin-1(2*H*)-yl)methyl)benzamide	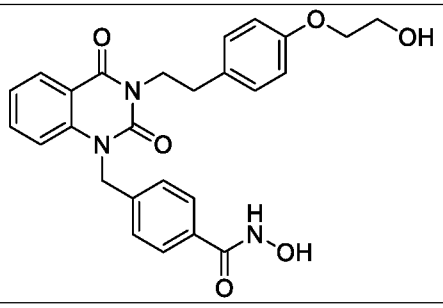	A = C_6H_4 B = C_6H_4 R = CH_2CH_2-(4-(OCH_2CH_2OH)-C_6H_4) Y = null
107	1-((4-((2,4-dioxo-3-(3-(trifluoromethyl)phenethyl)-3,4-dihydroquinazolin-1(2*H*)-yl)methyl)benzamido)oxy)-3-methyl-1-oxobutan-2-aminium chloride	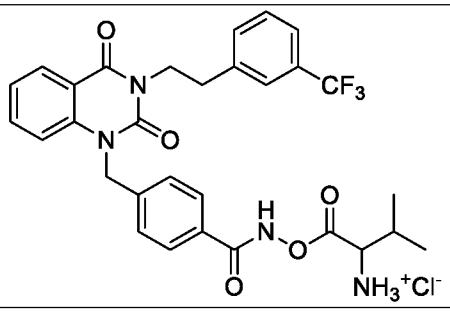	A = C_6H_4 B = C_6H_4 R = CH_2CH_2-(3-CF_3-C_6H_4) Y = null *: *N*-O-Val hydrochloride salt

108	4-((2,4-dioxo-3-phenethyl-3,4-dihydroquinazolin-1(2*H*)-yl)methyl)-*N*-hydroxy-3-methoxybenzamide	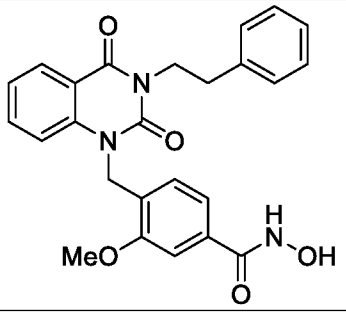	A = C_6H_4 B = 3-OMe-C_6H_3 R = $CH_2CH_2C_6H_5$ Y = null
109	4-((2,4-dioxo-3-phenethyl-3,4-dihydroquinazolin-1(2*H*)-yl)methyl)-*N*-hydroxy-2-methylbenzamide	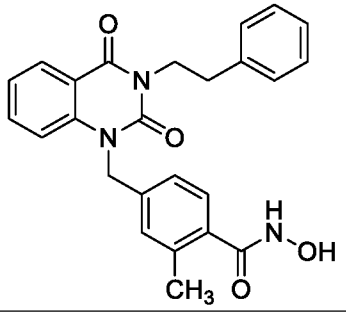	A = C_6H_4 B = 2-Me-C_6H_3 R = $CH_2CH_2C_6H_5$ Y = null
110	4-((2,4-dioxo-3-phenethyl-3,4-dihydroquinazolin-1(2*H*)-yl)methyl)-2-fluoro-*N*-hydroxybenzamide	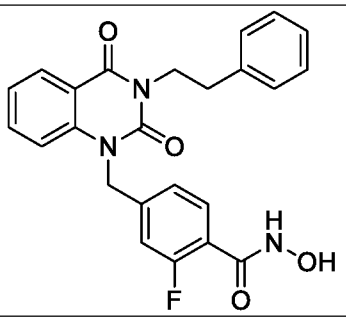	A = C_6H_4 B = 2-F-C_6H_3 R = $CH_2CH_2C_6H_5$ Y = null
111	4-((3-(3,4-dihydroxyphenethyl)-2,4-dioxo-3,4-dihydroquinazolin-1(2*H*)-yl)methyl)-*N*-hydroxybenzamide	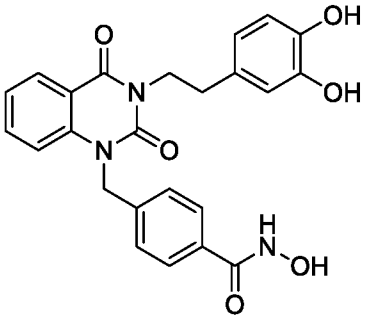	A = C_6H_4 B = C_6H_4 R = CH_2CH_2-(3,4-di-OH-C_6H_3) Y = null
112	4-((2,4-dioxo-3-(3-(trifluoromethyl)phenethyl)-3,4-dihydroquinazolin-1(2*H*)-yl)methyl)-*N*-hydroxycyclohexanecarboxamide	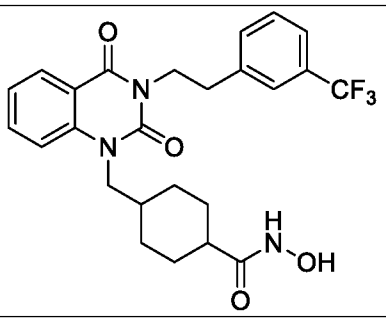	A = C_6H_4 B = C_6H_8 R = CH_2CH_2-(3-CF_3-C_6H_4) Y = null
113	4-((3-(2-chlorophenyl)-2,4-dioxo-3,4-dihydroquinazolin-1(2*H*)-yl)methyl)-*N*-hydroxybenzamide	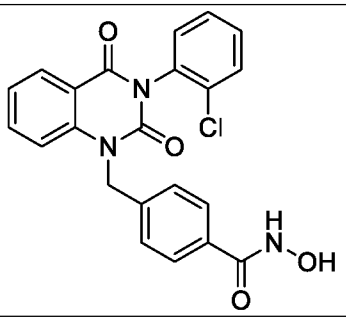	A = C_6H_4 B = C_6H_4 R = 2-Cl-C_6H_4 Y = null

114	4-((3-(3-fluorophenyl)-2,4-dioxo-3,4-dihydroquinazolin-1(2*H*)-yl)methyl)-*N*-hydroxybenzamide	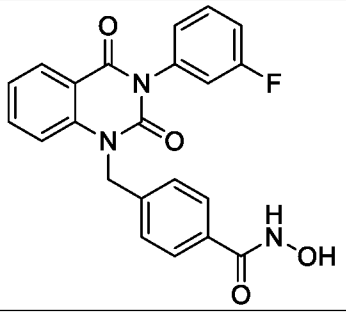	A = C_6H_4 B = C_6H_4 R = 3-F-C_6H_4 Y = null
115	*N*-acetoxy-4-((3-(2-fluorophenyl)-2,4-dioxo-3,4-dihydroquinazolin-1(2*H*)-yl)methyl)benzamide	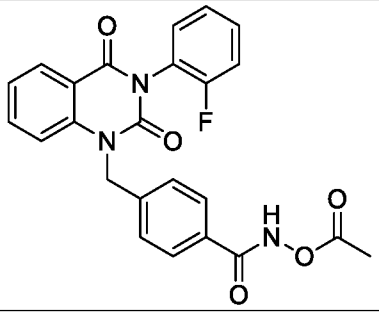	A = C_6H_4 B = C_6H_4 R = 2-F-C_6H_4 Y = null
116	1-((4-((2,4-dioxo-3-phenethyl-3,4-dihydroquinazolin-1(2*H*)-yl)methyl)benzamido)oxy)-3-methyl-1-oxobutan-2-aminium trifluoroacetate	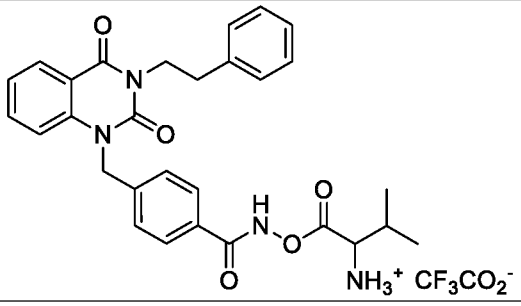	A = C_6H_4 B = C_6H_4 R = $CH_2CH_2C_6H_5$ Y = null *: *N*-Val trifluoroacetic acid salt
117	4-((3-cyclopropyl-2,4-dioxo-3,4-dihydroquinazolin-1(2*H*)-yl)methyl)-*N*-hydroxybenzamide	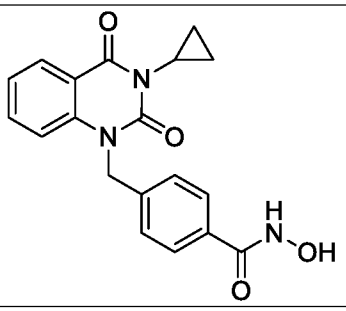	A = C_6H_4 B = C_6H_4 R = cyclopropyl Y = null
118	4-((3-(cyclopropylmethyl)-2,4-dioxo-3,4-dihydroquinazolin-1(2*H*)-yl)methyl)-*N*-hydroxybenzamide	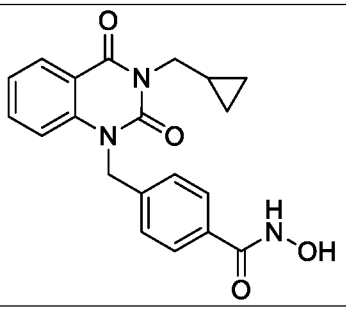	A = C_6H_4 B = C_6H_4 R = CH_2-cyclopropyl Y = null
119	4-((2,4-dioxo-3-(4-(2-(piperidin-1-yl)ethoxy)phenethyl)-3,4-dihydroquinazolin-1(2*H*)-yl)methyl)-*N*-hydroxybenzamide	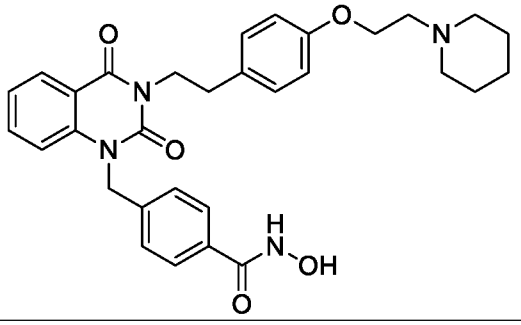	A = C_6H_4 B = C_6H_4 R = CH_2CH_2-(4-OCH_2CH_2-*N*-piperidine-C_6H_4) Y = null

120	*N*-hydroxy-4-((6-(2-methoxyethoxy)-2,4-dioxo-3-phenethyl-3,4-dihydroquinazolin-1(2*H*)-yl)methyl)benzamide	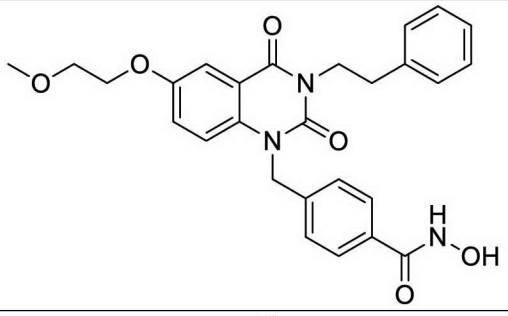	A = 6-(OCH_2CH_2OMe) - C_6H_3 B = C_6H_4 R = $CH_2CH_2C_6H_5$ Y = null
121	6-((2,4-dioxo-3-(3-(trifluoromethyl)phenethyl)-3,4-dihydroquinazolin-1(2*H*)-yl)methyl)-*N*-hydroxynicotinamide	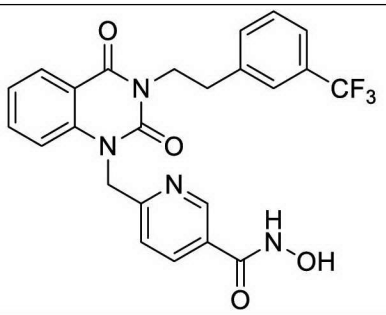	A = C_6H_4 B = 3-pyridine R = CH_2CH_2-(3-CF_3-C_6H_4) Y = null
122	4-((3-(2-fluorocyclopentyl)-2,4-dioxo-3,4-dihydroquinazolin-1(2*H*)-yl)methyl)-*N*-hydroxybenzamide	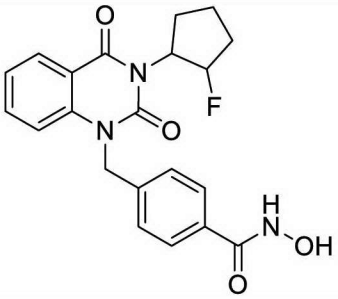	A = C_6H_4 B = C_6H_4 R = 2-F-cyclopentyl Y = null
123	*N*-hydroxy-4-((3-(2-morpholinoethyl)-2,4-dioxo-3,4-dihydroquinazolin-1(2*H*)-yl)methyl)benzamide	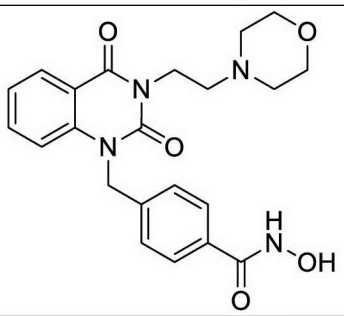	A = C_6H_4 B = C_6H_4 R = CH_2CH_2-(*N*-morpholine) Y = null
124	4-((3-(2,4-difluorophenyl)-2,4-dioxo-3,4-dihydroquinazolin-1(2*H*)-yl)methyl)-*N*-hydroxybenzamide	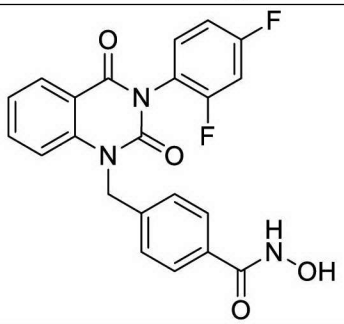	A = C_6H_4 B = C_6H_4 R = 2,4-di-F-C_6H_3 Y = null
125	4-((2,4-dioxo-3-(pyridin-2-yl)-3,4-dihydroquinazolin-1(2*H*)-yl)methyl)-*N*-hydroxybenzamide	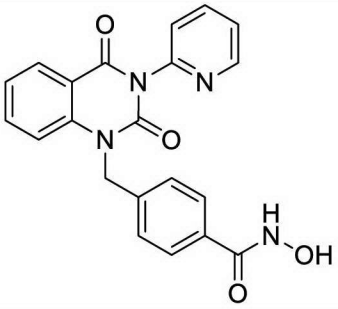	A = C_6H_4 B = C_6H_4 R = 2-pyridine Y = null

126	4-((2,4-dioxo-3-(2-(trifluoromethyl)phenyl)-3,4-dihydroquinazolin-1(2*H*)-yl)methyl)-*N*-hydroxybenzamide	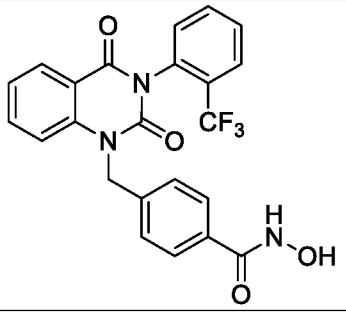	A = C_6H_4 B = C_6H_4 R = 2-CF_3-C_6H_4 Y = null
127	4-((3-(2-(tert-butyl)phenyl)-2,4-dioxo-3,4-dihydroquinazolin-1(2*H*)-yl)methyl)-*N*-hydroxybenzamide	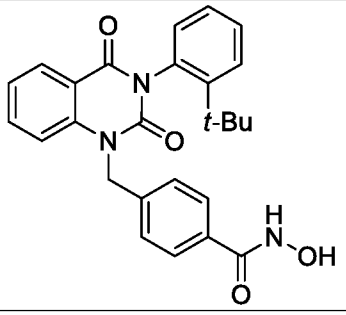	A = C_6H_4 B = C_6H_4 R = 2-*t*-Bu-C_6H_4 Y = null
128	*N*-hydroxy-4-((3-(4-(morpholinomethyl)phenyl)-2,4-dioxo-3,4-dihydroquinazolin-1(2*H*)-yl)methyl)benzamide	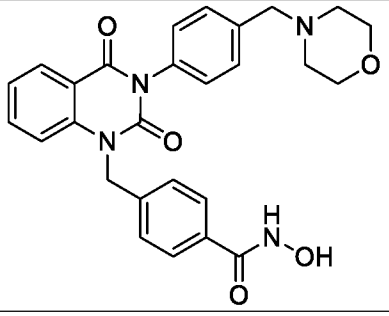	A = C_6H_4 B = C_6H_4 R = 4-CH_2-(*N*-morpholine)-C_6H_4 Y = null
129	4-((2,4-dioxo-3-(2-(3-(trifluoromethyl)phenoxy)ethyl)-3,4-dihydroquinazolin-1(2*H*)-yl)methyl)-*N*-hydroxybenzamide	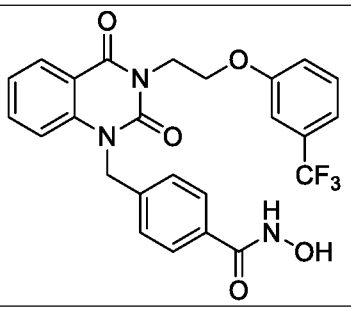	A = C_6H_4 B = C_6H_4 R = CH_2CH_2-(O-3-CF_3-C_6H_4) Y = null
130	4-((2,4-dioxo-3-(2-phenylpropyl)-3,4-dihydroquinazolin-1(2*H*)-yl)methyl)-*N*-hydroxybenzamide	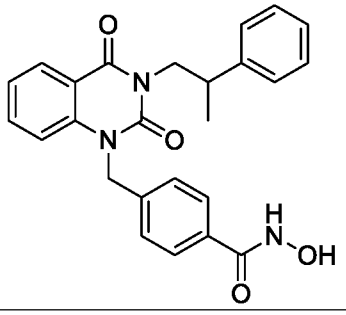	A = C_6H_4 B = C_6H_4 R = propyl-2-C_6H_5 Y = null
131	*N*-hydroxy-4-((3-(4-(morpholinomethyl)phenethyl)-2,4-dioxo-3,4-dihydroquinazolin-1(2*H*)-yl)methyl)benzamide	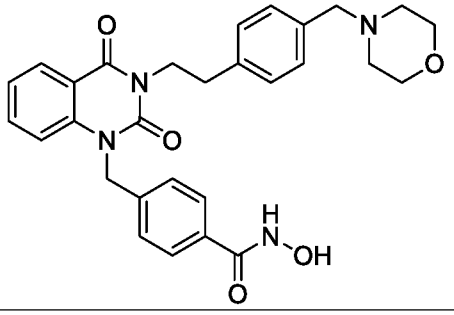	A = C_6H_4 B = C_6H_4 R = CH_2CH_2-(4-CH_2-(*N*-morpholine)-C_6H_4) Y = null

132	4-((2,4-dioxo-3-(4-(piperidin-1-ylmethyl)phenethyl)-3,4-dihydroquinazolin-1(2*H*)-yl)methyl)-*N*-hydroxybenzamide	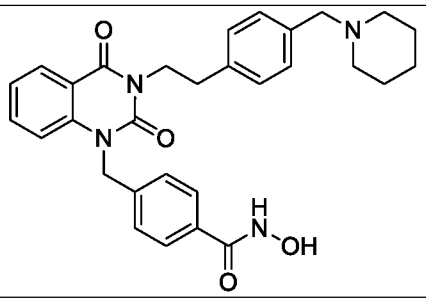	A = C_6H_4 B = C_6H_4 R = CH_2CH_2-(4-CH_2-(*N*-piperidine)- C_6H_4) Y = null
133	*N*-hydroxy-4-((3-(4-nitrophenethyl)-2,4-dioxo-3,4-dihydroquinazolin-1(2*H*)-yl)methyl)benzamide	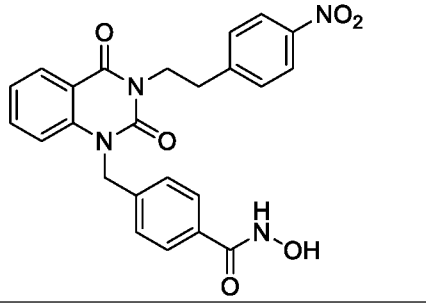	A = C_6H_4 B = C_6H_4 R = CH_2CH_2-(4-NO_2-C_6H_4) Y = null
134	4-((3-(4-aminophenethyl)-2,4-dioxo-3,4-dihydroquinazolin-1(2H)-yl)methyl)-N-hydroxybenzamide	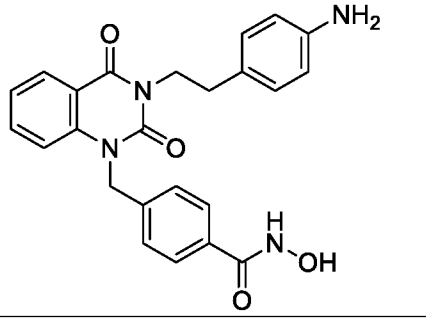	A = C_6H_4 B = C_6H_4 R = CH_2CH_2-(4-NH_2-C_6H_4) Y = null
135	4-(2-(1-(4-(hydroxycarbamoyl)benzyl)-2,4-dioxo-1,2-dihydroquinazolin-3(4H)-yl)ethyl)benzoic acid	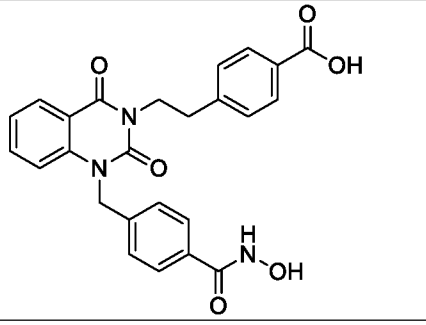	A = C_6H_4 B = C_6H_4 R = CH_2CH_2-(4-COOH-C_6H_4) Y = null
136	4-((3-(4-chloro-2,6-dimethylphenyl)-2,4-dioxo-3,4-dihydroquinazolin-1(2H)-yl)methyl)-N-hydroxybenzamide	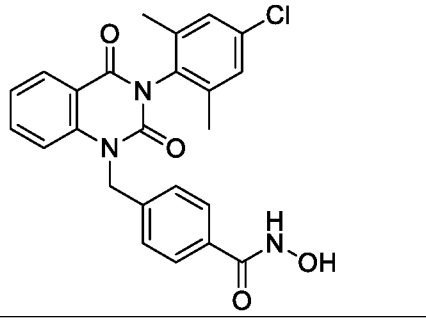	A = C_6H_4 B = C_6H_4 R = (4-Cl-2,6-di-Me-C_6H_2) Y = null
137	4-((3-(4-bromo-2,6-dimethylphenyl)-2,4-dioxo-3,4-dihydroquinazolin-1(2H)-yl)methyl)-N-hydroxybenzamide	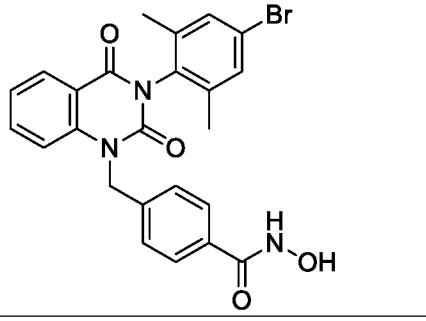	A = C_6H_4 B = C_6H_4 R = (4-Br-2,6-di-Me-C_6H_2) Y = null

138	4-((3-(2-(1*H*-imidazol-1-yl)ethyl)-2,4-dioxo-3,4-dihydroquinazolin-1(2*H*)-yl)methyl)-*N*-hydroxybenzamide	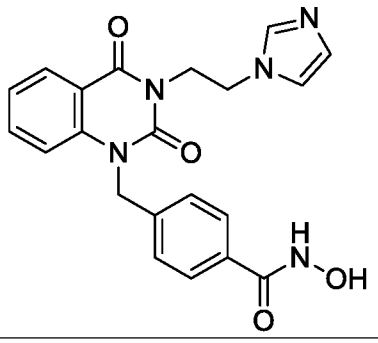	A = C_6H_4 B = C_6H_4 R = CH_2CH_2-(*N*-imidazole) Y = null
139	4-((2,4-dioxo-3-phenethyl-3,4-dihydroquinazolin-1(2*H*)-yl)methyl)-3-fluoro-*N*-hydroxybenzamide	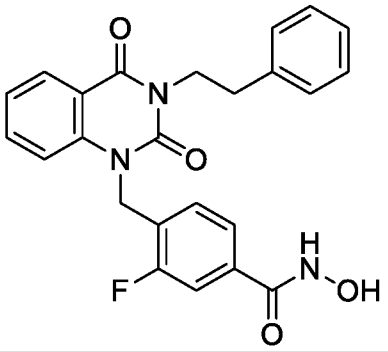	A = C_6H_4 B = 3-F-C_6H_3 R = $CH_2CH_2C_6H_5$ Y = null
140	*N*-hydroxy-4-((7-methoxy-2,4-dioxo-3-(3-(trifluoromethyl)phenethyl)-3,4-dihydroquinazolin-1(2*H*)-yl)methyl)-2-methylbenzamide	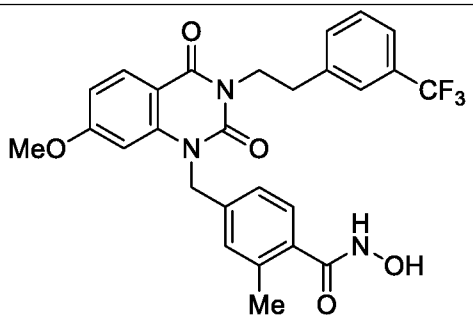	A = 7-OMe-C_6H_3 B = 2-Me-C_6H_3 R = CH_2CH_2-(3-CF_3-C_6H_4) Y = null
141	4-((2,4-dioxo-3-(4-phenylbutyl)-3,4-dihydroquinazolin-1(2*H*)-yl)methyl)-*N*-hydroxybenzamide	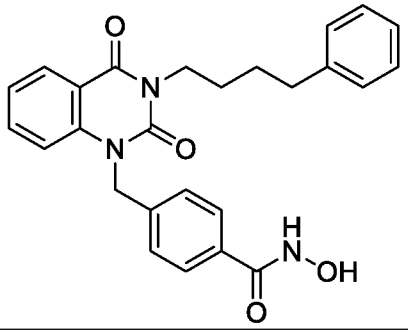	A = C_6H_4 B = C_6H_4 R = $(CH_2)_4C_6H_5$ Y = null
142	4-((3-allyl-2,4-dioxo-3,4-dihydroquinazolin-1(2*H*)-yl)methyl)-*N*-hydroxybenzamide	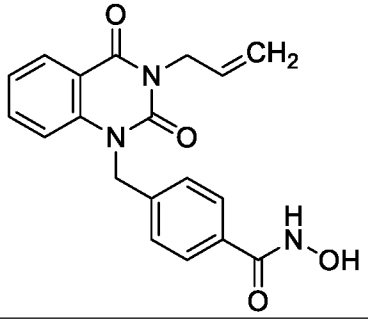	A = C_6H_4 B = C_6H_4 R = CH_2CHCH_2 Y = null

143	4-((3-(2-(cyclohex-1-en-1-yl)ethyl)-2,4-dioxo-3,4-dihydroquinazolin-1(2*H*)-yl)methyl)-*N*-hydroxybenzamide	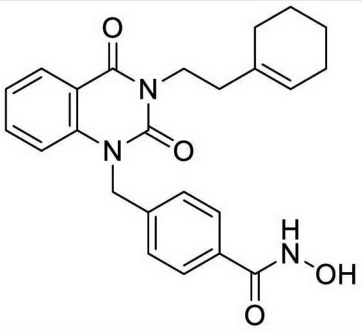	A = C_6H_4 B = C_6H_4 R = CH_2CH_2-(cyclohexene) Y = null
144	(*E*)-4-((3-cinnamyl-2,4-dioxo-3,4-dihydroquinazolin-1(2*H*)-yl)methyl)-*N*-hydroxybenzamide	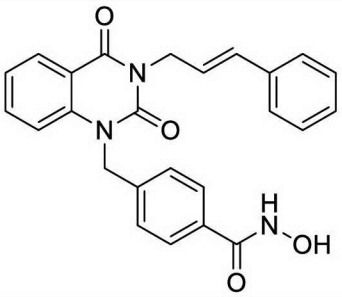	A = C_6H_4 B = C_6H_4 R = $CH_2CHCHC_6H_5$ Y = null
145	4-((3-(2-(1,2-dihydroxycyclohexyl)ethyl)-2,4-dioxo-3,4-dihydroquinazolin-1(2*H*)-yl)methyl)-*N*-hydroxybenzamide	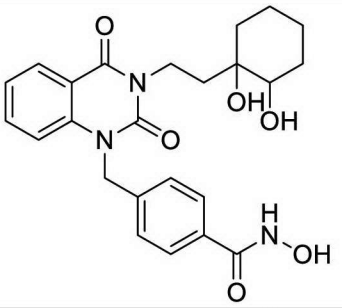	A = C_6H_4 B = C_6H_4 R = CH_2CH_2-(1,2-OH-cyclohexane) Y = null
146	4-((8-chloro-2,4-dioxo-3-phenethyl-3,4-dihydroquinazolin-1(2*H*)-yl)methyl)-*N*-hydroxybenzamide	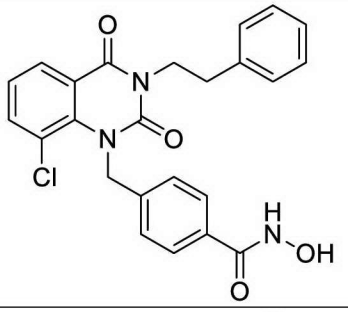	A = 8-Cl-C_6H_3 B = C_6H_4 R = $CH_2CH_2C_6H_5$ Y = null
147	4-((3-(2-fluoro-2-phenylethyl)-2,4-dioxo-3,4-dihydroquinazolin-1(2*H*)-yl)methyl)-*N*-hydroxybenzamide	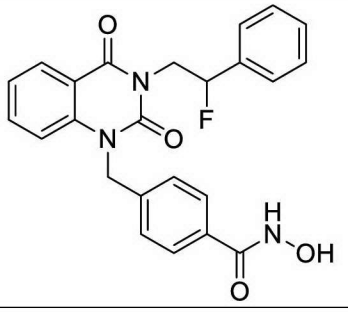	A = C_6H_4 B = C_6H_4 R = $CH_2CHFC_6H_5$ Y = null

In this specification, where reference has been made to external documents, or other sources of information, this is generally for the purpose of providing a context for discussing the features of the invention. Unless specifically stated otherwise, reference to such external documents is not to be construed as an admission that such documents, or such sources of information, in any jurisdiction, are prior art, or form part of the common general knowledge in the art.

2018269348 21 Oct 2020

THE CLAIMS DEFINING THE INVENTION ARE AS FOLLOWS:

1. A compound of Formula I

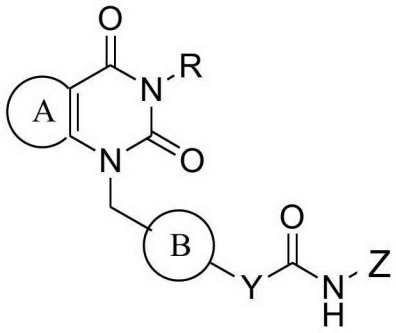

Formula I

or a pharmaceutically acceptable salt thereof,

wherein

R is (C_1-C_6)alkyl, (C_3-C_6)alkenyl, phenyl(C_3-C_6)alkenyl, (C_3-C_6)cycloalkyl, (C3-C6)cycloalkenyl(C1-C6)alkyl, (C_1-C_6)alkyl(C_3-C_6)cycloalkyl, (C_5)heterocycloalkyl, (C_1-C_6)alkyl(C_6-C_{18})aryl, cyclopropyl-C_6H_5, (C_1-C_6)alkoxy(C_1-C_6)alkyl, halo(C_1-C_6)alkyl, halo(C_3-C_6)cycloalkyl, (C_6-C_{18})aryl, halophenyl, halo(C_1-C_6)alkylphenyl, halo(C_1-C_6)alkyl(C_6-C_{18})aryl(C_1-C_6)alkoxy, halo(C_1-C_6)alkylphenoxy(C_1-C_6)alkyl, halo(C_1-C_6)alkylhalophenyl, (C_1-C_6)alkylhalo(C_1-C_6)alkylphenyl, hydroxyphenyl, nitrophenyl, nitrophenyl(C_1-C_6)alkyl, aminophenyl(C_1-C_6)alkyl, *N*-(C_1-C_6)alkylamino(C_6-C_{18})aryl(C_1-C_6)alkyl; (C_1-C_6)alkylbenzoic acid, hydroxyl(C_1-C_6)alkyl, hydroxyl(C_3-C_6)cycloalkyl(C_1-C_6)alkyl, hydroxyl(C_6-C_{18})aryl(C_1-C_6)alkyl, hydroxyl(C_1-C_6)alkyl(C_6-C_{18})aryl, (C_1-C_6)alkoxy(C_6-C_{18})aryl, (C_6-C_{18})aryl(C_1-C_6)alkyl, (C_3-C_{18})heteroaryl(C_1-C_6)alkyl, halo(C_6-C_{18})aryl(C_1-C_6)alkyl, halo(C_1-C_6)alkoxy(C_6-C_{18})aryl, halo(C_1-C_6)alkoxy(C_6-C_{18})aryl(C_1-C_6)alkyl, halo(C_1-C_6)alkyl(C_6-C_{18})aryl(C_1-C_6)alkyl, (C_1-C_6)alkylamino(C_6-C_{18})aryl(C_1-C_6)alkyl, morpholinyl(C_1-C_6)alkyl, morpholinyl(C_1-C_6)alkyl(C_6-C_{18})aryl, morpholinyl(C_1-C_6)alkyl(C_6-C_{18})aryl(C_1-C_6)alkyl, morpholinyl(C_6-C_{18})aryl(C_1-C_6)alkyl, piperidinyl, piperidinyl(C_1-C_6)alkyl, *N*-(C_1-C_6)alkylpiperidinyl, *N,N*-di(C_1-C_6)alkylpiperidinyl, piperidinyl-*N*-(C_1-C_6)alkoxy(C_6-C_{18})aryl(C_1-C_6)alkyl, piperidinyl(C_1-C_6)alkyl(C_6-C_{18})aryl(C_1-C_6)alkyl, pyridine, (C_1-C_6)alkylpyridine, (C_1-C_6)alkylimidazole, hydroxyl(C_6-C_{18})aryl(C_1-C_6)alkyl, *N*, *N*-dimethyl(C_6-C_{18})aryl(C_1-C_6)alkyl, (C_1-C_6)alkoxy(C_6-C_{18})aryl(C_1-C_6)alkyl, hydroxyl(C_1-C_6)alkoxy(C_6-C_{18})aryl(C_1-C_6)alkyl, methylenedioxyphenyl(C_1-C_6)alkyl, or (C_6-C_{18})aryl(C_1-C_6)alkoxy;

the heterocyclic moiety 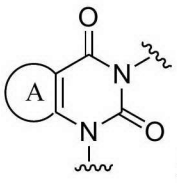 is optionally substituted with one or more R^a or R^b, or R^a and R^b, and is selected from the group consisting of

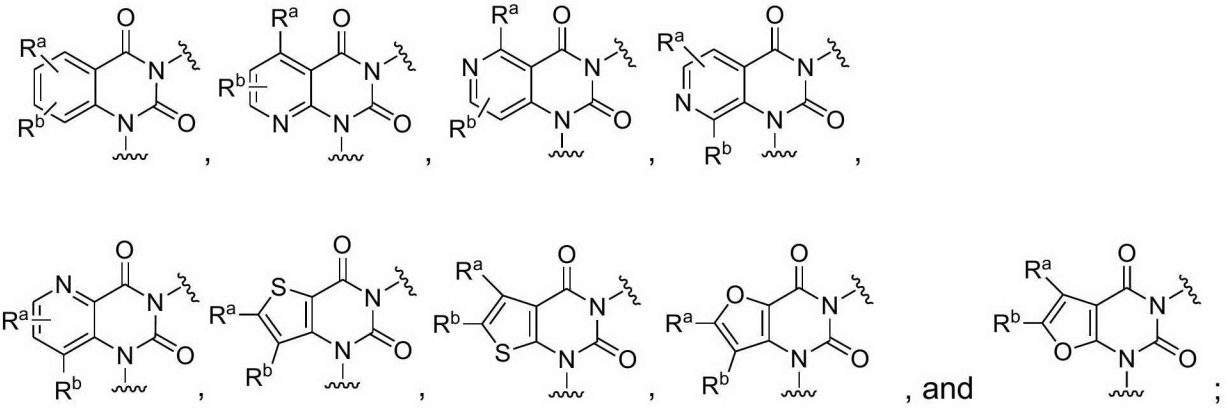

in which R^a and R^b are independently selected from the group consisting of hydrogen, halogen, (C_1-C_6)alky, (C_6-C_{18})aryl, (C_3-C_{18})heteroaryl, (C_3-C_6)cycloalkyl, (C_1-C_6)alkoxy, (C_1-C_6)alkoxy(C_1-C_6)alkoxy, aryloxy, hydroxyl, $-NO_2$, -CN, $-CF_3$ and-CH_2CF_3;

the moiety 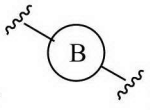 is selected from the group consisting of

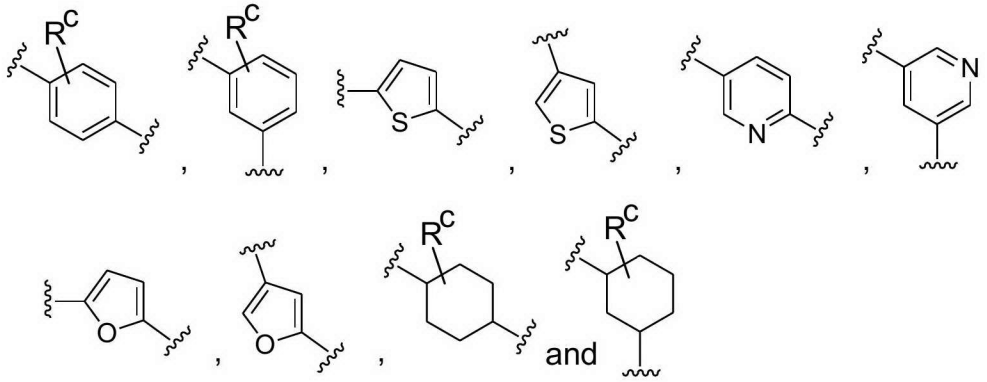

,

in which R^c is optionally present and is hydrogen, halogen, (C1-C6)alkyl, or (C1-C6)alkoxyl;

Y is absent or is selected from the group consisting of $–CH_2–$, $–CF_2–$, –CFH–, –CH=CH–, and $–CH_2CH_2–$; and

Z is -OH, -O-C(=O)-CH_3, -O-Valine, -O-Valine hydrochloride salt, -O-Valine trifluoroacetic acid salt, or -O-C(=O)-CH(NH2)-$CH(CH_3)_2$ hydrochloride or trifluoroacetic acid salt.

2. A compound or a pharmaceutically acceptable salt thereof as claimed in claim 1, wherein

R is methyl, 2-Me-C_6H_4, -CH_2Ph, -C_6H_5, -$CH_2CH_2C_6H_5$, $(CH_2)_4C_6H_5$, -CH_2CH_2-(4-F-C_6H_4), -CH_2CH_2-(2-OMe-C_6H_4), -CH_2CH_2-(2-OH-C_6H_4), -CH_2CH_2-(2-thiophene), 2-F-C_6H_4, 3-F-C_6H_4, 4-F-C_6H_4, 2-Cl-C_6H_4, 4-Cl-C_6H_4, -CH_2CH_2-(2-F-C_6H_4), -CH_2CH_2-(3-F-C_6H_4), -CH_2CH_2-(4-F-C_6H_4), -CH_2CH_2-(4-Cl-C_6H_4), -CH_2CH_2OH, -CH_2CH_2OH-C_6H_5, -CH_2CH_2-(3-Cl-4-OMe-C_6H_3), -CH_2CH_2-(4-NHMe-C_6H_4), -CH_2CH_2-(4-morpholine-C_6H_4), -$OCH_2C_6H_5$, 4-OH-C_6H_4, -CH_2CH_2-(4-OH-C_6H_4), 4-OMe-C_6H_4, 2-OMe-C_6H_4, CH_2CH_2-(3-OMe-C_6H_4), -CH_2CH_2-(4-OMe-C_6H_4), 2-NO_2-C_6H_4, cyclopropyl-C_6H_5, -CH_2-(4-CF_3-C_6H_4), -CH_2CH_2-(4-CF_3-C_6H_4), 2-F-3-CF_3-C_6H_3, 2-F-5-CF_3-C_6H_3, 2,4,5-tri-F-C_6H_2, -$CH_2CH_2CF_3$, -CH_2CF_3, -CH_2CH_2OMe, 2-CF_3-C_6H_4, -CH_2-(2-CF_3-C_6H_4), -CH_2CH_2-(2-CF_3-C_6H_4), -CH_2-(3-CF_3-C_6H_4), -CH_2CH_2-(3-CF_3-C_6H_4), 2,4-di-F-C_6H_3, -CH_2CH_2-(2-Br-C_6H_4), CH_2CH_2-(4-Br-C_6H_4), 2-*t*-Bu-C_6H_4, 2,6-di-*iso*-proyl-C_6H_3, 2-ethyl-C_6H_4, 2-Me-3-CF_3-C_6H_3, -CH_2CH_2-(6-(1,3-benzodioxole)), -CH_2CH_2-(3,4-diOMe-C_6H_3), 2,6-di-Me-C_6H_3, 2-methyl-C_6H_4, cyclopropyl, cyclohexyl, 3-CF_3-C_6H_4, 3,3-di-F-cyclobutayl, 2-OCF_3-C_6H_4, 2-pyridine, 3-pyridine, 4-pyridine, -CH_2CH_2-(2-pyridine), -CH_2CH_2-(3-pyridine), -CH_2CH_2-(4-pyridine), CH_2-(2-OCF_3-C_6H_4), 3-piperidine, 3-(*N*,*N*-di-Me-piperidinium), 3-(*N*-Et-piperidine), -CH_2CH_2-(4-(OCH_2CH_2OH)-C_6H_4), -CH_2CH_2-(3,4-di-OH-C_6H_3), -CH_2-cyclopropyl, 2-F-cyclopentyl, -CH_2CH_2-(*N*-morpholine), 4-CH_2-(*N*-morpholine)-C_6H_4, CH_2CH_2-(O-3-CF_3-C_6H_4), propyl-2-C_6H_5, CH_2CH_2-(4-CH_2-(*N*-morpholine)-C_6H_4), 4-(*N*-methyl-piperidine), -CH_2CH_2-(4-CH_2-(*N*-piperidine)-C_6H_4), -CH_2CH_2-(4-OCH_2CH_2-*N*-piperidine-C_6H_4), CH_2CH_2-(4-NO_2-C_6H_4), -CH_2CH_2-(4-NH_2-C_6H_4), -CH_2CH_2-(4-COOH-C_6H_4), (4-Cl-2,6-di-Me-C_6H_2), (4-Br-2,6-di-Me-C_6H_2), -CH_2CH_2-(*N*-imidazole), -CH_2CHCH_2, -CH_2CH_2-(cyclohexene), $CH_2CHCHC_6H_5$, CH_2CH_2-(1,2-OH-cyclohexane), or $CH_2CHFC_6H_5$.

3. A compound or a pharmaceutically acceptable salt thereof as claimed in claim 1 or 2, wherein the moiety 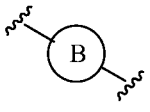

is C_6H_4, 3-F-C_6H_3, 2-F-C_6H_3, C_6H_8, or CH_2CH_2-(3-CF_3-C_6H_4).

4. A compound or a pharmaceutically acceptable salt thereof as claimed in claim 1, 2 or 3, wherein R^a and R^b are independently selected from the group consisting of H, -OH, -F, Cl, -CF3, -CN, Me, -OMe, -OCH_2CH_2OMe, or cyclopropyl.

5. A compound or a pharmaceutically acceptable salt thereof as claimed in claim 1, wherein R is methyl, phenyl, 4-chlorophenyl, 4-fluorophenyl, 4-hydroxyphenyl, 4-methoxyphenyl, 2-hydoxyphenyl, 2-methoxyphenyl, benzyl, 2-phenylethyl, 2-(4-hydroxyphenyl)ethyl, 2-(4-methoxyphenyl)ethyl, 2-(4-fluorophenyl)ethyl, 2-thiophenylethyl, 3-phenylpropyl, or 2-(4-methoxyphenyl)ethyl.

2018269348 21 Oct 2020

6. A compound or a pharmaceutically acceptable salt thereof as claimed in claim 1, wherein R is phenyl, benzyl, 2-phenylethyl, 2-(4-hydroxyphenyl)ethyl, 3-phenylpropyl, or 2-(4-methoxyphenyl)ethyl.

7. A compound or a pharmaceutically acceptable salt thereof as claimed in claim 1, wherein the compound is selected from the group consisting of

4-((7-fluoro-2,4-dioxo-3-phenethyl-3,4-dihydroquinazolin-1(2*H*)-yl)methyl)-*N*-hydroxybenzamide,

4-((7-cyano-2,4-dioxo-3-phenethyl-3,4-dihydroquinazolin-1(2*H*)-yl)methyl)-*N*-hydroxybenzamide,

2-(4-((2,4-dioxo-3-phenethyl-3,4-dihydroquinazolin-1(2*H*)-yl)methyl)phenyl)-2,2-difluoro-*N*-hydroxyacetamide,

(*E*)-3-(4-((7-fluoro-2,4-dioxo-3-phenethyl-3,4-dihydroquinazolin-1(2*H*)-yl)methyl)phenyl)-*N*-hydroxyacrylamide,

N-hydroxy-4-((7-methoxy-2,4-dioxo-3-phenethyl-3,4-dihydroquinazolin-1(2*H*)-yl)methyl)benzamide,

N-hydroxy-4-((7-hydroxy-2,4-dioxo-3-phenethyl-3,4-dihydroquinazolin-1(2*H*)-yl)methyl)benzamide,

4-((2,4-dioxo-3-phenethyl-3,4-dihydroquinazolin-1(2*H*)-yl)methyl)-*N*-hydroxybenzamide,

3-((2,4-dioxo-3-phenethyl-3,4-dihydroquinazolin-1(2*H*)-yl)methyl)-*N*-hydroxybenzamide,

3-((7-cyano-2,4-dioxo-3-phenethyl-3,4-dihydroquinazolin-1(2*H*)-yl)methyl)-*N*-hydroxybenzamide,

4-((7-chloro-2,4-dioxo-3-phenethyl-3,4-dihydroquinazolin-1(2*H*)-yl)methyl)-*N*-hydroxybenzamide,

4-((6-chloro-2,4-dioxo-3-phenethyl-3,4-dihydroquinazolin-1(2*H*)-yl)methyl)-*N*-hydroxybenzamide,

4-((7-chloro-3-methyl-2,4-dioxo-3,4-dihydroquinazolin-1(2*H*)-yl)methyl)-*N*-hydroxybenzamide,

4-((3-benzyl-2,4-dioxo-3,4-dihydroquinazolin-1(2*H*)-yl)methyl)-*N*-hydroxybenzamide,

4-((2,4-dioxo-3-phenethyl-3,4-dihydropyrido[2,3-d]pyrimidin-1(2*H*)-yl)methyl)-*N*-hydroxybenzamide,

4-((2,4-dioxo-3-phenethyl-7-(trifluoromethyl)-3,4-dihydroquinazolin-1(2*H*)-yl)methyl)-*N*-hydroxybenzamide,

4-((3-(4-fluorophenethyl)-2,4-dioxo-3,4-dihydroquinazolin-1(2*H*)-yl)methyl)-*N*-hydroxybenzamide,

2018269348 21 Oct 2020

N-hydroxy-4-((3-(2-methoxyphenethyl)-2,4-dioxo-3,4-dihydroquinazolin-1(2*H*)-yl)methyl)benzamide,
2-(4-((2,4-dioxo-3-phenethyl-3,4-dihydroquinazolin-1(2*H*)-yl)methyl)phenyl)-*N*-hydroxyacetamide,
4-((6-fluoro-2,4-dioxo-3-phenethyl-3,4-dihydroquinazolin-1(2*H*)-yl)methyl)-*N*-hydroxybenzamide,
N-hydroxy-4-((3-(2-hydroxyphenethyl)-2,4-dioxo-3,4-dihydroquinazolin-1(2*H*)-yl)methyl)benzamide,
2-(4-((2,4-dioxo-3-phenethyl-3,4-dihydroquinazolin-1(2*H*)-yl)methyl)-3-fluorophenyl)-*N*-hydroxyacetamide,
4-((2,4-dioxo-3-phenethyl-3,4-dihydrothieno[2,3-d]pyrimidin-1(2*H*)-yl)methyl)-*N*-hydroxybenzamide,
N-hydroxy-4-((7-methyl-2,4-dioxo-3-phenethyl-3,4-dihydroquinazolin-1(2*H*)-yl)methyl)benzamide,
2-(4-((7-cyano-2,4-dioxo-3-phenethyl-3,4-dihydroquinazolin-1(2*H*)-yl)methyl)phenyl)-*N*-hydroxyacetamide,
4-((2,4-dioxo-3-(2-(thiophen-2-yl)ethyl)-3,4-dihydroquinazolin-1(2*H*)-yl)methyl)-*N*-hydroxybenzamide,
4-((2,4-dioxo-3-phenethyl-3,4-dihydroquinazolin-1(2*H*)-yl)methyl)-*N*-hydroxythiophene-2-carboxamide,
4-((3-(3-fluorophenethyl)-2,4-dioxo-3,4-dihydroquinazolin-1(2*H*)-yl)methyl)-*N*-hydroxybenzamide,
4-((7-cyclopropyl-2,4-dioxo-3-phenethyl-3,4-dihydroquinazolin-1(2*H*)-yl)methyl)-*N*-hydroxybenzamide,
4-((3-(3-chloro-4-methoxyphenethyl)-2,4-dioxo-3,4-dihydroquinazolin-1(2*H*)-yl)methyl)-*N*-hydroxybenzamide,
N-hydroxy-4-((3-(4-(methylamino)phenethyl)-2,4-dioxo-3,4-dihydroquinazolin-1(2*H*)-yl)methyl)benzamide,
N-hydroxy-4-((3-(4-morpholinophenethyl)-2,4-dioxo-3,4-dihydroquinazolin-1(2*H*)-yl)methyl)benzamide,
4-((3-(benzyloxy)-2,4-dioxo-3,4-dihydroquinazolin-1(2*H*)-yl)methyl)-*N*-hydroxybenzamide,
5-((2,4-dioxo-3-phenethyl-3,4-dihydroquinazolin-1(2*H*)-yl)methyl)-*N*-hydroxythiophene-2-carboxamide,

2018269348 21 Oct 2020

N-hydroxy-4-((3-(4-methoxyphenethyl)-2,4-dioxo-3,4-dihydroquinazolin-1(2*H*)-yl)methyl)benzamide,
N-hydroxy-4-((3-(4-hydroxyphenethyl)-2,4-dioxo-3,4-dihydroquinazolin-1(2*H*)-yl)methyl)benzamide,
4-((2,4-dioxo-3-phenyl-3,4-dihydroquinazolin-1(2*H*)-yl)methyl)-*N*-hydroxybenzamide,
N-hydroxy-4-((3-(4-methoxyphenyl)-2,4-dioxo-3,4-dihydroquinazolin-1(2*H*)-yl)methyl)benzamide,
4-((3-(4-chlorophenyl)-2,4-dioxo-3,4-dihydroquinazolin-1(2*H*)-yl)methyl)-*N*-hydroxybenzamide,
4-((3-(4-fluorophenyl)-2,4-dioxo-3,4-dihydroquinazolin-1(2*H*)-yl)methyl)-*N*-hydroxybenzamide,
N-hydroxy-4-((3-(2-methoxyphenyl)-2,4-dioxo-3,4-dihydroquinazolin-1(2*H*)-yl)methyl)benzamide,
(*E*)-3-(4-((2,4-dioxo-3-phenethyl-3,4-dihydroquinazolin-1(2*H*)-yl)methyl)phenyl)-*N*-hydroxyacrylamide,
(*E*)-3-(4-((3-(4-chlorophenethyl)-2,4-dioxo-3,4-dihydroquinazolin-1(2*H*)-yl)methyl)phenyl)-*N*-hydroxyacrylamide,
(*E*)-3-(4-((3-(4-fluorophenethyl)-2,4-dioxo-3,4-dihydroquinazolin-1(2*H*)-yl)methyl)phenyl)-*N*-hydroxyacrylamide,
(*E*)-*N*-hydroxy-3-(4-((3-(4-methoxyphenethyl)-2,4-dioxo-3,4-dihydroquinazolin-1(2*H*)-yl)methyl)phenyl)acrylamide,
(*E*)-*N*-hydroxy-3-(4-((3-(4-hydroxyphenethyl)-2,4-dioxo-3,4-dihydroquinazolin-1(2*H*)-yl)methyl)phenyl)acrylamide,
(*E*)-3-(4-((3-(4-chlorophenethyl)-7-fluoro-2,4-dioxo-3,4-dihydroquinazolin-1(2*H*)-yl)methyl)phenyl)-*N*-hydroxyacrylamide,
(*E*)-3-(4-((7-fluoro-3-(4-fluorophenethyl)-2,4-dioxo-3,4-dihydroquinazolin-1(2*H*)-yl)methyl)phenyl)-*N*-hydroxyacrylamide,
(*E*)-3-(4-((7-fluoro-3-(4-methoxyphenethyl)-2,4-dioxo-3,4-dihydroquinazolin-1(2*H*)-yl)methyl)phenyl)-*N*-hydroxyacrylamide, or a salt thereof.
(*E*)-3-(4-((7-fluoro-3-(4-hydroxyphenethyl)-2,4-dioxo-3,4-dihydroquinazolin-1(2*H*)-yl)methyl)phenyl)-*N*-hydroxyacrylamide,
(*E*)-3-(4-((7-chloro-2,4-dioxo-3-phenethyl-3,4-dihydroquinazolin-1(2*H*)-yl)methyl)phenyl)-*N*-hydroxyacrylamide,

2018269348 21 Oct 2020

(*E*)-3-(4-((7-chloro-3-(4-hydroxyphenethyl)-2,4-dioxo-3,4-dihydroquinazolin-1(2*H*)-yl)methyl)phenyl)-*N*-hydroxyacrylamide,
(*E*)-3-(4-((2,4-dioxo-3-phenyl-3,4-dihydroquinazolin-1(2*H*)-yl)methyl)phenyl)-*N*-hydroxyacrylamide,
(*E*)-*N*-hydroxy-3-(4-((3-(4-methoxyphenyl)-2,4-dioxo-3,4-dihydroquinazolin-1(2*H*)-yl)methyl)phenyl)acrylamide,
(*E*)-*N*-hydroxy-3-(4-((3-(4-hydroxyphenyl)-2,4-dioxo-3,4-dihydroquinazolin-1(2*H*)-yl)methyl)phenyl)acrylamide,
4-((3-(2-fluorophenyl)-2,4-dioxo-3,4-dihydroquinazolin-1(2*H*)-yl)methyl)-*N*-hydroxybenzamide,
N-hydroxy-4-((3-(2-nitrophenyl)-2,4-dioxo-3,4-dihydroquinazolin-1(2*H*)-yl)methyl)benzamide,
4-((2,4-dioxo-3-(2-phenylcyclopropyl)-3,4-dihydroquinazolin-1(2*H*)-yl)methyl)-*N*-hydroxybenzamide,
N-hydroxy-4-((3-(2-hydroxyethyl)-2,4-dioxo-3,4-dihydroquinazolin-1(2*H*)-yl)methyl)benzamide,
N-hydroxy-4-((3-(2-hydroxy-2-phenylethyl)-2,4-dioxo-3,4-dihydroquinazolin-1(2*H*)-yl)methyl)benzamide,
4-((7-fluoro-3-(2-fluorophenyl)-2,4-dioxo-3,4-dihydroquinazolin-1(2*H*)-yl)methyl)-*N*-hydroxybenzamide,
4-((7-chloro-3-(2-fluorophenyl)-2,4-dioxo-3,4-dihydroquinazolin-1(2*H*)-yl)methyl)-*N*-hydroxybenzamide,
4-((2,4-dioxo-3-(4-(trifluoromethyl)benzyl)-3,4-dihydroquinazolin-1(2*H*)-yl)methyl)-*N*-hydroxybenzamide,
4-((2,4-dioxo-3-(4-(trifluoromethyl)phenethyl)-3,4-dihydroquinazolin-1(2*H*)-yl)methyl)-*N*-hydroxybenzamide,
4-((2,4-dioxo-3-phenyl-7-(trifluoromethyl)-3,4-dihydroquinazolin-1(2*H*)-yl)methyl)-*N*-hydroxybenzamide,
4-((2,4-dioxo-3-(2,4,5-trifluorophenyl)-3,4-dihydroquinazolin-1(2*H*)-yl)methyl)-*N*-hydroxybenzamide,
4-((3-(2-fluorophenethyl)-2,4-dioxo-3,4-dihydroquinazolin-1(2*H*)-yl)methyl)-*N*-hydroxybenzamide,
4-((2,4-dioxo-3-(3,3,3-trifluoropropyl)-3,4-dihydroquinazolin-1(2*H*)-yl)methyl)-*N*-hydroxybenzamide,

4-((2,4-dioxo-3-(2,2,2-trifluoroethyl)-3,4-dihydroquinazolin-1(2*H*)-yl)methyl)-*N*-hydroxybenzamide,

4-((8-fluoro-2,4-dioxo-3-phenethyl-3,4-dihydroquinazolin-1(2*H*)-yl)methyl)-*N*-hydroxybenzamide,

4-((2,4-dioxo-3-(2-(pyridin-2-yl)ethyl)-3,4-dihydroquinazolin-1(2*H*)-yl)methyl)-*N*-hydroxybenzamide,

4-((2,4-dioxo-3-(2-(pyridin-3-yl)ethyl)-3,4-dihydroquinazolin-1(2*H*)-yl)methyl)-*N*-hydroxybenzamide,

4-((3-(2-fluoro-5-(trifluoromethyl)phenyl)-2,4-dioxo-3,4-dihydroquinazolin-1(2*H*)-yl)methyl)-*N*-hydroxybenzamide,

4-((2,4-dioxo-3-(2-(pyridin-4-yl)ethyl)-3,4-dihydroquinazolin-1(2*H*)-yl)methyl)-*N*-hydroxybenzamide,

N-hydroxy-4-((3-(2-methoxyethyl)-2,4-dioxo-3,4-dihydroquinazolin-1(2*H*)-yl)methyl)benzamide,

4-((2,4-dioxo-3-(3-(trifluoromethyl)benzyl)-3,4-dihydroquinazolin-1(2*H*)-yl)methyl)-*N*-hydroxybenzamide,

4-((3-(2-bromophenethyl)-2,4-dioxo-3,4-dihydroquinazolin-1(2*H*)-yl)methyl)-*N*-hydroxybenzamide,

4-((2,4-dioxo-3-(2-(trifluoromethyl)benzyl)-3,4-dihydroquinazolin-1(2*H*)-yl)methyl)-*N*-hydroxybenzamide,

4-((3-(2-fluoro-3-(trifluoromethyl)phenyl)-2,4-dioxo-3,4-dihydroquinazolin-1(2*H*)-yl)methyl)-*N*-hydroxybenzamide,

(*E*)-3-(4-((2,4-dioxo-3-(3-(trifluoromethyl)phenethyl)-3,4-dihydroquinazolin-1(2*H*)-yl)methyl)phenyl)-*N*-hydroxyacrylamide,

4-((3-(2,6-diisopropylphenyl)-2,4-dioxo-3,4-dihydroquinazolin-1(2*H*)-yl)methyl)-*N*-hydroxybenzamide,

4-((3-(2-ethylphenyl)-2,4-dioxo-3,4-dihydroquinazolin-1(2*H*)-yl)methyl)-*N*-hydroxybenzamide,

(*E*)-3-(4-((3-(2-fluorophenyl)-2,4-dioxo-3,4-dihydroquinazolin-1(2*H*)-yl)methyl)phenyl)-*N*-hydroxyacrylamide,

N-hydroxy-4-((3-(2-methyl-3-(trifluoromethyl)phenyl)-2,4-dioxo-3,4-dihydroquinazolin-1(2*H*)-yl)methyl)benzamide,

N-hydroxy-4-((3-(3-methoxyphenethyl)-2,4-dioxo-3,4-dihydroquinazolin-1(2*H*)-yl)methyl)benzamide,

2018269348 21 Oct 2020

4-((3-(2-(benzo[d][1,3]dioxol-5-yl)ethyl)-2,4-dioxo-3,4-dihydroquinazolin-1(2*H*)-yl)methyl)-*N*-hydroxybenzamide,
4-((3-(3,4-dimethoxyphenethyl)-2,4-dioxo-3,4-dihydroquinazolin-1(2*H*)-yl)methyl)-*N*-hydroxybenzamide,
4-((6-fluoro-7-hydroxy-2,4-dioxo-3-(3-(trifluoromethyl)phenethyl)-3,4-dihydroquinazolin-1(2*H*)-yl)methyl)-*N*-hydroxybenzamide,
4-((3-(4-bromophenethyl)-2,4-dioxo-3,4-dihydroquinazolin-1(2*H*)-yl)methyl)-*N*-hydroxybenzamide,
4-((3-(2,6-dimethylphenyl)-2,4-dioxo-3,4-dihydroquinazolin-1(2*H*)-yl)methyl)-*N*-hydroxybenzamide,
4-((2,4-dioxo-3-(2-(trifluoromethoxy)phenyl)-3,4-dihydroquinazolin-1(2*H*)-yl)methyl)-*N*-hydroxybenzamide,
4-((2,4-dioxo-3-(o-tolyl)-3,4-dihydroquinazolin-1(2*H*)-yl)methyl)-*N*-hydroxybenzamide,
4-((3-cyclohexyl-2,4-dioxo-3,4-dihydroquinazolin-1(2*H*)-yl)methyl)-*N*-hydroxybenzamide,
N-hydroxy-4-((3-(1-methylpiperidin-4-yl)-2,4-dioxo-3,4-dihydroquinazolin-1(2*H*)-yl)methyl)benzamide,
4-((2,4-dioxo-3-(pyridin-4-yl)-3,4-dihydroquinazolin-1(2*H*)-yl)methyl)-*N*-hydroxybenzamide,
4-((2,4-dioxo-3-(3-(trifluoromethyl)phenyl)-3,4-dihydroquinazolin-1(2*H*)-yl)methyl)-*N*-hydroxybenzamide,
4-((2,4-dioxo-3-(pyridin-3-yl)-3,4-dihydroquinazolin-1(2*H*)-yl)methyl)-*N*-hydroxybenzamide,
4-((3-(3,3-difluorocyclobutyl)-2,4-dioxo-3,4-dihydroquinazolin-1(2*H*)-yl)methyl)-*N*-hydroxybenzamide,
4-((2,4-dioxo-3-(piperidin-3-yl)-3,4-dihydroquinazolin-1(2*H*)-yl)methyl)-*N*-hydroxybenzamide,
N-acetoxy-4-((2,4-dioxo-3-phenethyl-3,4-dihydroquinazolin-1(2*H*)-yl)methyl)benzamide,
4-((2,4-dioxo-3-(3-(trifluoromethyl)phenethyl)-3,4-dihydroquinazolin-1(2*H*)-yl)methyl)-*N*-hydroxybenzamide,
4-((2,4-dioxo-3-(2-(trifluoromethoxy)benzyl)-3,4-dihydroquinazolin-1(2*H*)-yl)methyl)-*N*-hydroxybenzamide,
4-((2,4-dioxo-3-(2-(trifluoromethyl)phenethyl)-3,4-dihydroquinazolin-1(2*H*)-yl)methyl)-*N*-hydroxybenzamide,
N-acetoxy-4-((2,4-dioxo-3-(3-(trifluoromethyl)phenethyl)-3,4-dihydroquinazolin-1(2*H*)-yl)methyl)benzamide,
3-(1-(4-(hydroxycarbamoyl)benzyl)-2,4-dioxo-1,2-dihydroquinazolin-3(4*H*)-yl)-1,1-dimethylpiperidin-1-ium,

4-((3-(1-ethylpiperidin-3-yl)-2,4-dioxo-3,4-dihydroquinazolin-1(2*H*)-yl)methyl)-*N*-hydroxybenzamide,

N-hydroxy-4-((3-(4-(2-hydroxyethoxy)phenethyl)-2,4-dioxo-3,4-dihydroquinazolin-1(2*H*)-yl)methyl)benzamide,

1-((4-((2,4-dioxo-3-(3-(trifluoromethyl)phenethyl)-3,4-dihydroquinazolin-1(2*H*)-yl)methyl)benzamido)oxy)-3-methyl-1-oxobutan-2-aminium chloride,

4-((2,4-dioxo-3-phenethyl-3,4-dihydroquinazolin-1(2*H*)-yl)methyl)-*N*-hydroxy-3-methoxybenzamide,

4-((2,4-dioxo-3-phenethyl-3,4-dihydroquinazolin-1(2*H*)-yl)methyl)-*N*-hydroxy-2-methylbenzamide,

4-((2,4-dioxo-3-phenethyl-3,4-dihydroquinazolin-1(2*H*)-yl)methyl)-2-fluoro-*N*-hydroxybenzamide,

4-((3-(3,4-dihydroxyphenethyl)-2,4-dioxo-3,4-dihydroquinazolin-1(2*H*)-yl)methyl)-*N*-hydroxybenzamide,

4-((2,4-dioxo-3-(3-(trifluoromethyl)phenethyl)-3,4-dihydroquinazolin-1(2*H*)-yl)methyl)-*N*-hydroxycyclohexanecarboxamide,

4-((3-(2-chlorophenyl)-2,4-dioxo-3,4-dihydroquinazolin-1(2*H*)-yl)methyl)-*N*-hydroxybenzamide,

4-((3-(3-fluorophenyl)-2,4-dioxo-3,4-dihydroquinazolin-1(2*H*)-yl)methyl)-*N*-hydroxybenzamide,

N-acetoxy-4-((3-(2-fluorophenyl)-2,4-dioxo-3,4-dihydroquinazolin-1(2*H*)-yl)methyl)benzamide,

1-((4-((2,4-dioxo-3-phenethyl-3,4-dihydroquinazolin-1(2*H*)-yl)methyl)benzamido)oxy)-3-methyl-1-oxobutan-2-aminium trifluoroacetate,

4-((3-cyclopropyl-2,4-dioxo-3,4-dihydroquinazolin-1(2*H*)-yl)methyl)-*N*-hydroxybenzamide,

4-((3-(cyclopropylmethyl)-2,4-dioxo-3,4-dihydroquinazolin-1(2*H*)-yl)methyl)-*N*-hydroxybenzamide,

4-((2,4-dioxo-3-(4-(2-(piperidin-1-yl)ethoxy)phenethyl)-3,4-dihydroquinazolin-1(2*H*)-yl)methyl)-*N*-hydroxybenzamide,

N-hydroxy-4-((6-(2-methoxyethoxy)-2,4-dioxo-3-phenethyl-3,4-dihydroquinazolin-1(2*H*)-yl)methyl)benzamide,

6-((2,4-dioxo-3-(3-(trifluoromethyl)phenethyl)-3,4-dihydroquinazolin-1(2*H*)-yl)methyl)-*N*-hydroxynicotinamide,

4-((3-(2-fluorocyclopentyl)-2,4-dioxo-3,4-dihydroquinazolin-1(2*H*)-yl)methyl)-*N*-hydroxybenzamide,

N-hydroxy-4-((3-(2-morpholinoethyl)-2,4-dioxo-3,4-dihydroquinazolin-1(2*H*)-yl)methyl)benzamide,
4-((3-(2,4-difluorophenyl)-2,4-dioxo-3,4-dihydroquinazolin-1(2*H*)-yl)methyl)-*N*-hydroxybenzamide,
4-((2,4-dioxo-3-(pyridin-2-yl)-3,4-dihydroquinazolin-1(2*H*)-yl)methyl)-*N*-hydroxybenzamide,
4-((2,4-dioxo-3-(2-(trifluoromethyl)phenyl)-3,4-dihydroquinazolin-1(2*H*)-yl)methyl)-*N*-hydroxybenzamide,
4-((3-(2-(tert-butyl)phenyl)-2,4-dioxo-3,4-dihydroquinazolin-1(2*H*)-yl)methyl)-*N*-hydroxybenzamide,
N-hydroxy-4-((3-(4-(morpholinomethyl)phenyl)-2,4-dioxo-3,4-dihydroquinazolin-1(2*H*)-yl)methyl)benzamide,
4-((2,4-dioxo-3-(2-(3-(trifluoromethyl)phenoxy)ethyl)-3,4-dihydroquinazolin-1(2*H*)-yl)methyl)-*N*-hydroxybenzamide,
4-((2,4-dioxo-3-(2-phenylpropyl)-3,4-dihydroquinazolin-1(2*H*)-yl)methyl)-*N*-hydroxybenzamide,
N-hydroxy-4-((3-(4-(morpholinomethyl)phenethyl)-2,4-dioxo-3,4-dihydroquinazolin-1(2*H*)-yl)methyl)benzamide,
4-((2,4-dioxo-3-(4-(piperidin-1-ylmethyl)phenethyl)-3,4-dihydroquinazolin-1(2*H*)-yl)methyl)-*N*-hydroxybenzamide,
N-hydroxy-4-((3-(4-nitrophenethyl)-2,4-dioxo-3,4-dihydroquinazolin-1(2*H*)-yl)methyl)benzamide,
4-((3-(4-aminophenethyl)-2,4-dioxo-3,4-dihydroquinazolin-1(2*H*)-yl)methyl)-*N*-hydroxybenzamide,
4-(2-(1-(4-(hydroxycarbamoyl)benzyl)-2,4-dioxo-1,2-dihydroquinazolin-3(4*H*)-yl)ethyl)benzoic acid,
4-((3-(4-chloro-2,6-dimethylphenyl)-2,4-dioxo-3,4-dihydroquinazolin-1(2*H*)-yl)methyl)-*N*-hydroxybenzamide,
4-((3-(4-bromo-2,6-dimethylphenyl)-2,4-dioxo-3,4-dihydroquinazolin-1(2*H*)-yl)methyl)-*N*-hydroxybenzamide,
4-((3-(2-(1*H*-imidazol-1-yl)ethyl)-2,4-dioxo-3,4-dihydroquinazolin-1(2*H*)-yl)methyl)-*N*-hydroxybenzamide,
4-((2,4-dioxo-3-phenethyl-3,4-dihydroquinazolin-1(2*H*)-yl)methyl)-3-fluoro-*N*-hydroxybenzamide,

N-hydroxy-4-((7-methoxy-2,4-dioxo-3-(3-(trifluoromethyl)phenethyl)-3,4-dihydroquinazolin-1(2*H*)-yl)methyl)-2-methylbenzamide,
4-((2,4-dioxo-3-(4-phenylbutyl)-3,4-dihydroquinazolin-1(2*H*)-yl)methyl)-*N*-hydroxybenzamide,
4-((3-allyl-2,4-dioxo-3,4-dihydroquinazolin-1(2*H*)-yl)methyl)-N-hydroxybenzamide,
4-((3-(2-(cyclohex-1-en-1-yl)ethyl)-2,4-dioxo-3,4-dihydroquinazolin-1(2*H*)-yl)methyl)-*N*-hydroxybenzamide,
(*E*)-4-((3-cinnamyl-2,4-dioxo-3,4-dihydroquinazolin-1(2*H*)-yl)methyl)-*N*-hydroxybenzamide,
4-((3-(2-(1,2-dihydroxycyclohexyl)ethyl)-2,4-dioxo-3,4-dihydroquinazolin-1(2*H*)-yl)methyl)-*N*-hydroxybenzamide,
4-((8-chloro-2,4-dioxo-3-phenethyl-3,4-dihydroquinazolin-1(2*H*)-yl)methyl)-*N*-hydroxybenzamide, and
4-((3-(2-fluoro-2-phenylethyl)-2,4-dioxo-3,4-dihydroquinazolin-1(2*H*)-yl)methyl)-*N*-hydroxybenzamide.

8. A pharmaceutical composition comprising a therapeutically effective amount of a compound as claimed in any one of claims 1, 2 and 5-7, or a pharmaceutically acceptable salt thereof, and a pharmaceutically acceptable carrier or vehicle.

9. Use of a compound or a pharmaceutically acceptable salt thereof as claimed in any one of claims 1, 2 and 5-7 in the manufacture of a medicament for the treatment of a tumor associated with deregulation of the activity of histone deacetylases in a subject in need thereof.

10. The use of claim 9, wherein the tumor is selected from the group consisting of glioma, pancreatic carcinoma, hepatocellular carcinoma, colon tumor, breast tumor, prostate tumor, lymphoma and cutaneous tumor.

11. The use of claim 10, wherein the cutaneous tumor is melanomas or basal carcinomas.

12. Use of a compound or a pharmaceutically acceptable salt thereof as claimed in any one of claims 1, 2 and 5-7 in the manufacture of a medicament for the treatment of cancer selected from the group consisting of glioma, large cell lung cancer, adenocarcinoma of the lung, small cell lung cancer, liver cancer, pancreas carcinoma, prostate carcinoma, promylocytic leukemia, chronic myelocytic leukemia and acute lymphocytic leukemia in a subject in need thereof.

13. Use of a compound or a pharmaceutically acceptable salt thereof as claimed in any one of claims 1, 2 and 5-7 in the manufacture of a medicament for treatment of a disease or a condition wherein inhibition of HDAC provides a benefit.

2018269348 01 Dec 2020

14. A method for treatment of a tumor associated with deregulation of the activity of histone deacetylases, said method comprising administering to a subject in need thereof a therapeutically effective amount of a compound or a pharmaceutically acceptable salt thereof of as claimed in any one of claims 1, 2 and 5-7.

15. The method of claim 14, wherein the tumor is selected from the group consisting of glioma, pancreatic carcinoma, hepatocellular carcinoma, colon tumor, breast tumor, prostate tumor, lymphoma and cutaneous tumor.

16. The method of claim 15, wherein the cutaneous tumor is melanomas or basal carcinomas.

17. A method for treating cancer that is at least one selected from the group consisting of glioma, large cell lung cancer, adenocarcinoma of the lung, small cell lung cancer, liver cancer, pancreas carcinoma, prostate carcinoma, promylocytic leukemia, chronic myelocytic leukemia and acute lymphocytic leukemia, said method comprising administering to a subject in need thereof a pharmaceutical composition as claimed in claim 8.

18. A method for treating a disease or a condition wherein inhibition of HDAC provides a benefit, said method comprising administering to a subject in need thereof a pharmaceutical composition as claimed in claim 8.

19. Use of a pharmaceutical composition as claimed in claim 8 for treating cancer, wherein the cancer is selected from the group consisting of glioma, large cell lung cancer, adenocarcinoma of the lung, small cell lung cancer, liver cancer, pancreas carcinoma, prostate carcinoma, promylocytic leukemia, chronic myelocytic leukemia and acute lymphocytic leukemia.

FIG. 1

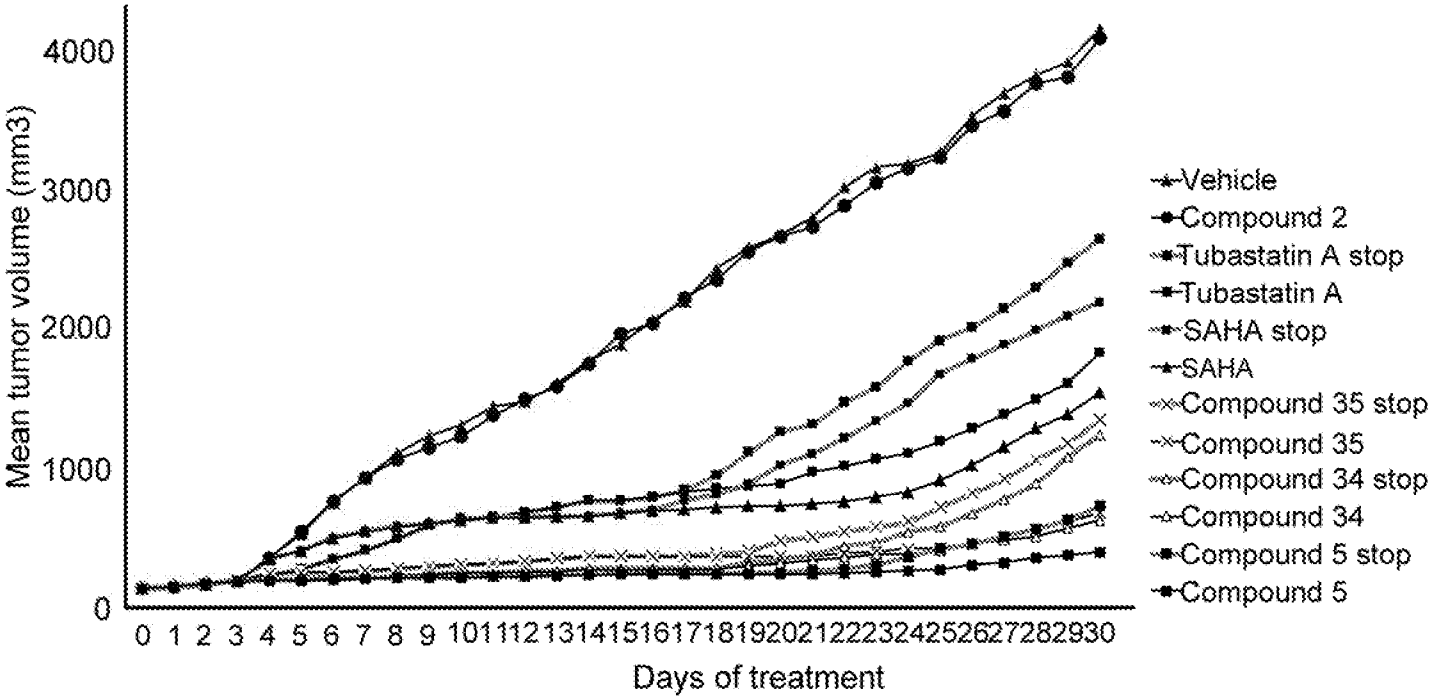
Mean tumor volume (mm3)
4000
3000
2000
1000
0
0 1 2 3 4 5 6 7 8 9 10 11 12 13 14 15 16 17 18 19 20 21 22 23 24 25 26 27 28 29 30
Days of treatment
Vehicle
Compound 2
Tubastatin A stop
Tubastatin A
SAHA stop
SAHA
Compound 35 stop
Compound 35
Compound 34 stop
Compound 34
Compound 5 stop
Compound 5

FIG. 2

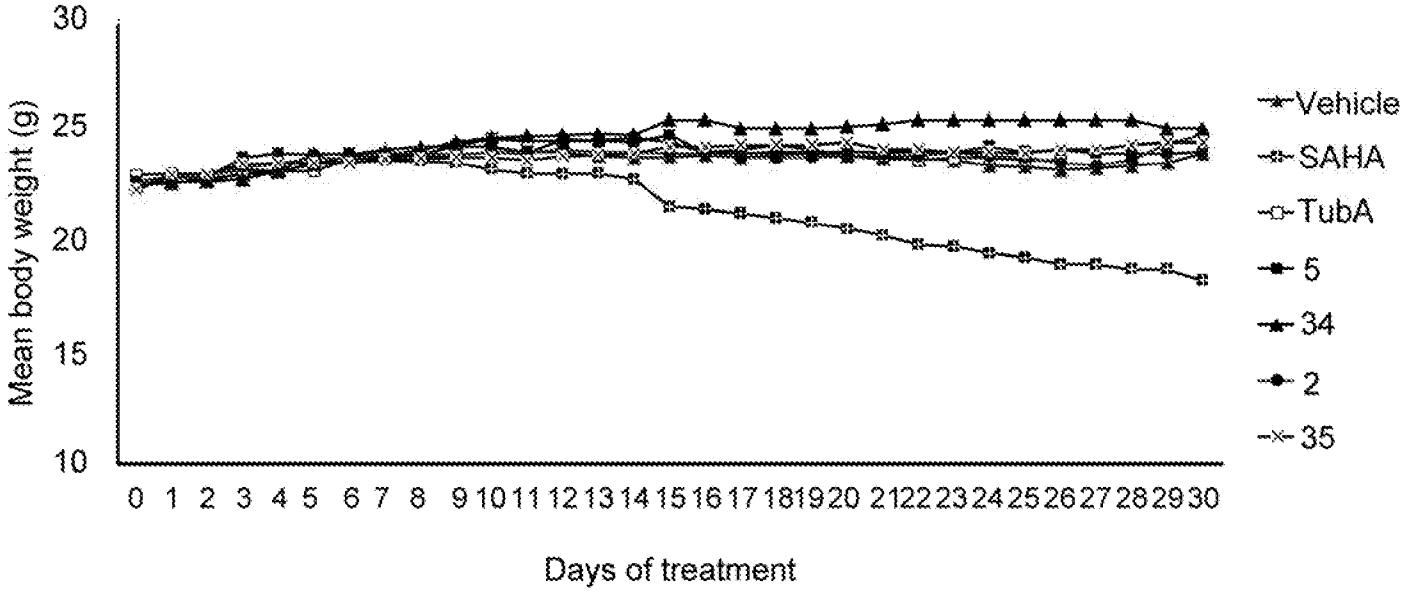
Mean body weight (g)
30
25
20
15
10
0 1 2 3 4 5 6 7 8 9 10 11 12 13 14 15 16 17 18 19 20 21 22 23 24 25 26 27 28 29 30
Days of treatment
Vehicle
SAHA
TubA
5
34
2
35

FIG. 3

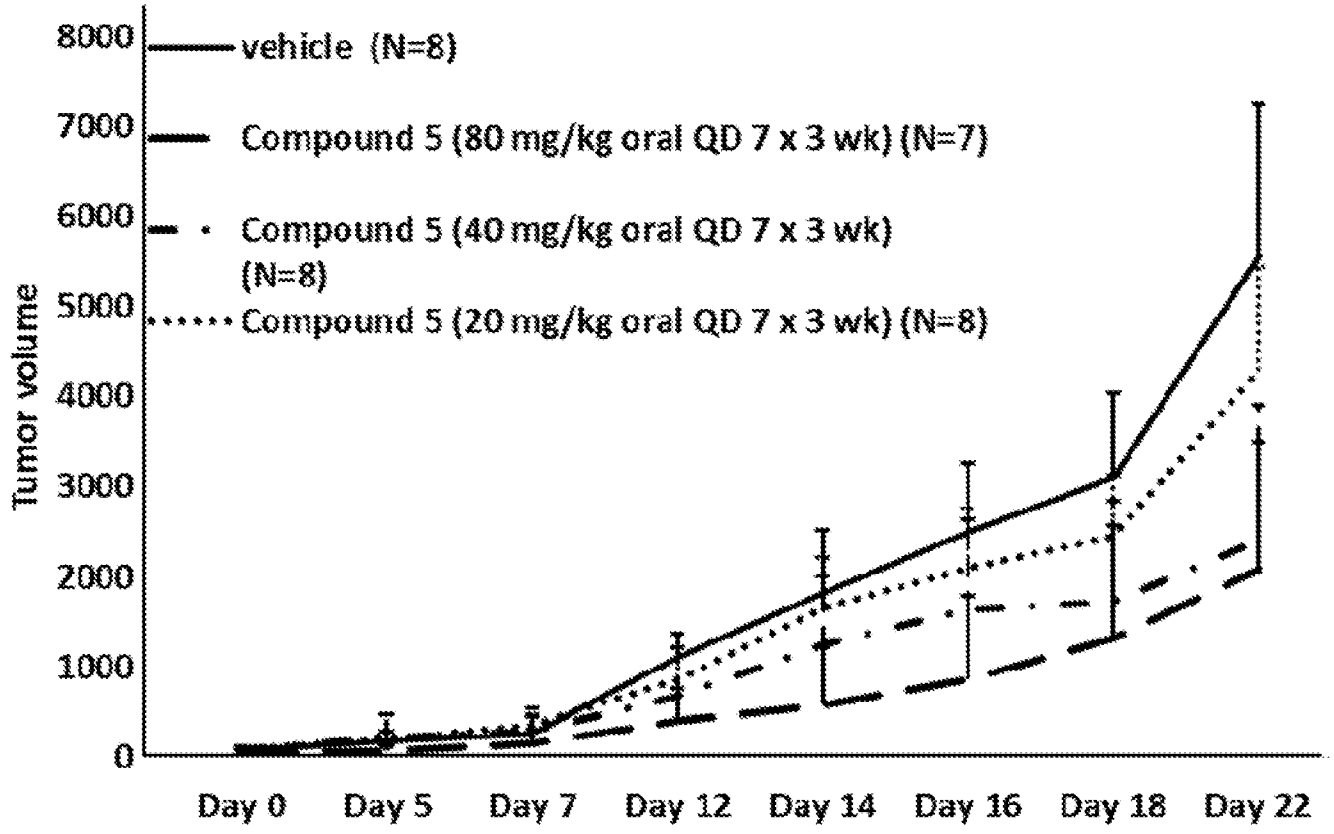
8000
7000
6000
5000
4000
3000
2000
1000
0
Tumor volume
vehicle (N=8)
Compound 5 (80 mg/kg oral QD 7 x 3 wk) (N=7)
Compound 5 (40 mg/kg oral QD 7 x 3 wk) (N=8)
Compound 5 (20 mg/kg oral QD 7 x 3 wk) (N=8)
Day 0
Day 5
Day 7
Day 12
Day 14
Day 16
Day 18
Day 22

FIG. 4

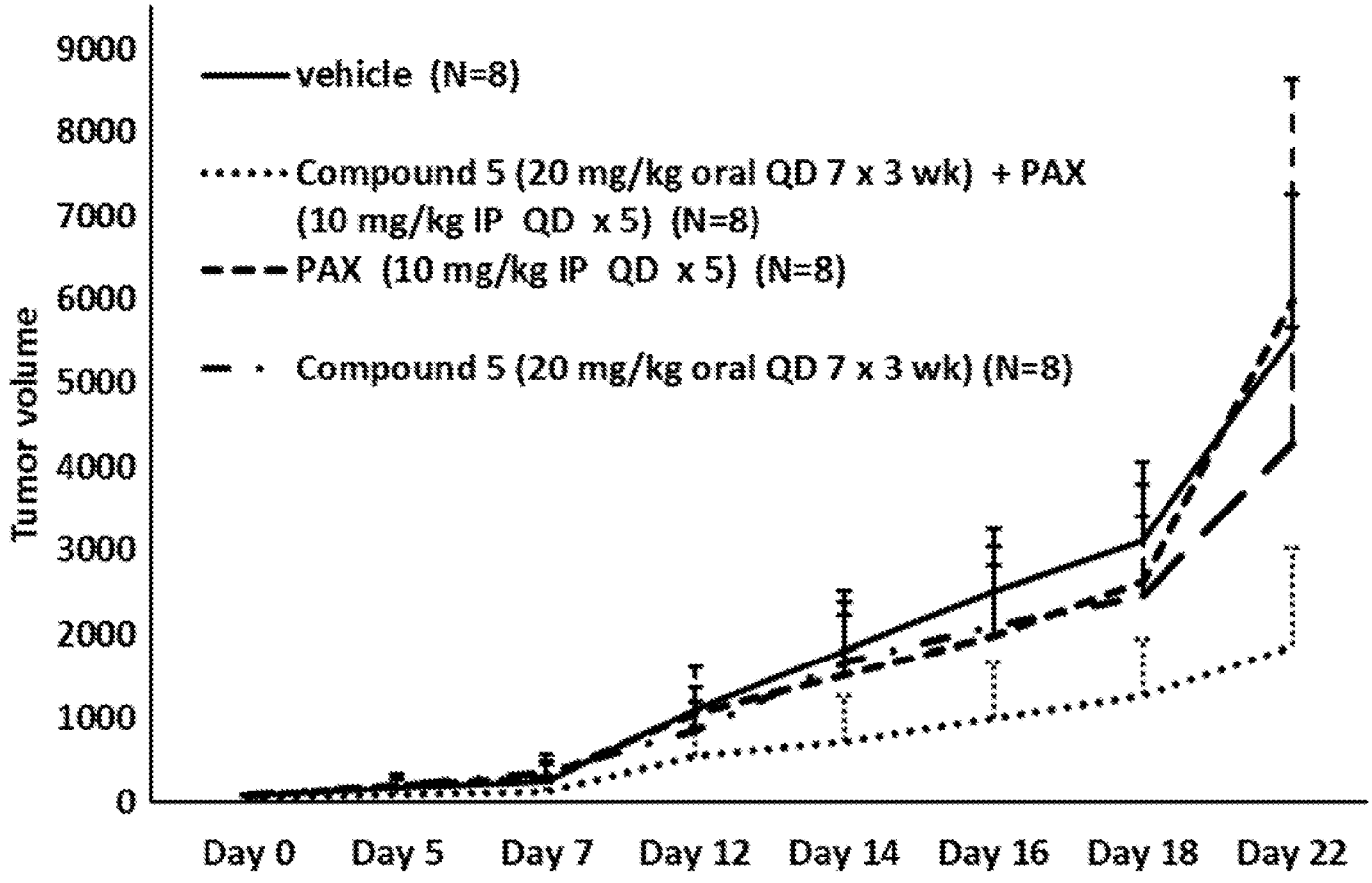
9000
8000
7000
6000
5000
4000
3000
2000
1000
0
Tumor volume
vehicle (N=8)
Compound 5 (20 mg/kg oral QD 7 x 3 wk) + PAX (10 mg/kg IP QD x 5) (N=8)
PAX (10 mg/kg IP QD x 5) (N=8)
Compound 5 (20 mg/kg oral QD 7 x 3 wk) (N=8)
Day 0
Day 5
Day 7
Day 12
Day 14
Day 16
Day 18
Day 22

FIG. 5

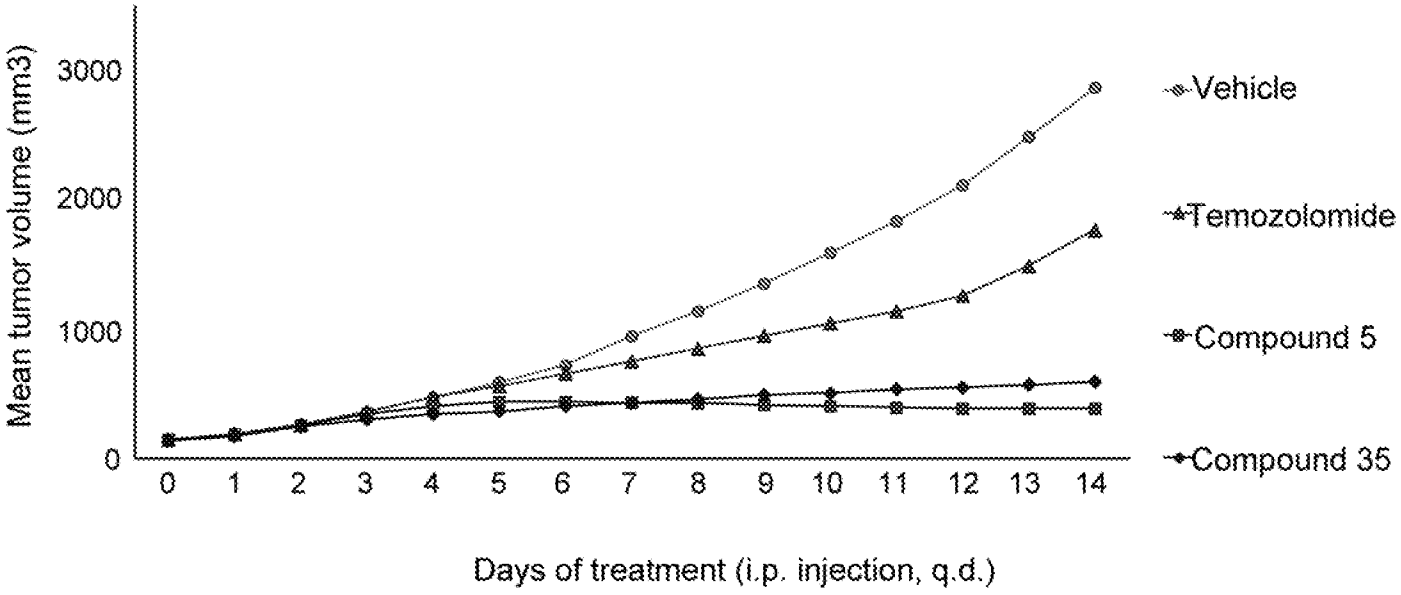
Mean tumor volume (mm3)
3000
2000
1000
0
0 1 2 3 4 5 6 7 8 9 10 11 12 13 14
Days of treatment (i.p. injection, q.d.)
Vehicle
Temozolomide
Compound 5
Compound 35