



US00D968306S

(12) **United States Design Patent**  
**Ghobrial et al.**

(10) **Patent No.:** **US D968,306 S**

(45) **Date of Patent:** **\*\* Nov. 1, 2022**

- (54) **VEHICLE WHEEL**
- (71) Applicants: **Rimon Ghobrial**, Clawson, MI (US);  
**Irina Zavatski**, Rochester Hills, MI (US)
- (72) Inventors: **Rimon Ghobrial**, Clawson, MI (US);  
**Irina Zavatski**, Rochester Hills, MI (US)
- (73) Assignee: **FCA US LLC**, Auburn Hills, MI (US)
- (\*\*) Term: **15 Years**
- (21) Appl. No.: **29/776,284**
- (22) Filed: **Mar. 29, 2021**
- (51) **LOC (13) Cl.** ..... **12-16**
- (52) **U.S. Cl.**  
USPC ..... **D12/209**
- (58) **Field of Classification Search**  
USPC ..... D12/204–213; D21/563  
CPC .... B60B 7/00; B60B 7/02; B60B 7/04; B60B 7/01; B60B 7/06; B60B 3/02; B60B 3/04; B60B 3/06; B60B 3/10; B60B 1/00; B60B 1/08; B60B 1/10; B60B 1/12  
See application file for complete search history.

D763,760 S *	8/2016	Gale	.....	D12/209
D763,761 S	8/2016	Dionisopoulos et al.	.....	
D776,039 S *	1/2017	Valencia Pollex	.....	D12/209
D780,084 S *	2/2017	Scheer	.....	D12/209
D782,383 S	3/2017	Owens et al.	.....	
D800,044 S *	10/2017	Ghobrial	.....	D12/209
D805,457 S *	12/2017	Setter	.....	D12/211
D808,324 S *	1/2018	Ninov	.....	D12/211
D858,402 S *	9/2019	Betancourt	.....	D12/209
D864,074 S *	10/2019	Badstuebner	.....	D12/209
D897,920 S *	10/2020	Hoste	.....	D12/209
D897,924 S *	10/2020	Arias	.....	D12/209
D899,997 S *	10/2020	Glover	.....	D12/209
D932,413 S *	10/2021	Juergens	.....	D12/209
D938,336 S *	12/2021	Podlovits	.....	D12/209
D942,358 S *	2/2022	Badstübner	.....	B60B 3/02 D12/209
D942,913 S *	2/2022	Williams	.....	B60B 3/02 D12/209
D943,487 S *	2/2022	Lee	.....	D12/209
D947,746 S *	4/2022	Krause	.....	D12/209

\* cited by examiner

*Primary Examiner* — Calvin E Vansant

(74) *Attorney, Agent, or Firm* — Ralph E. Smith

(57) **CLAIM**

The ornamental design for a vehicle wheel, as shown and described.

**DESCRIPTION**

FIG. 1 is a right perspective view of a vehicle wheel showing our new design;

FIG. 2 is a left perspective view thereof; and,

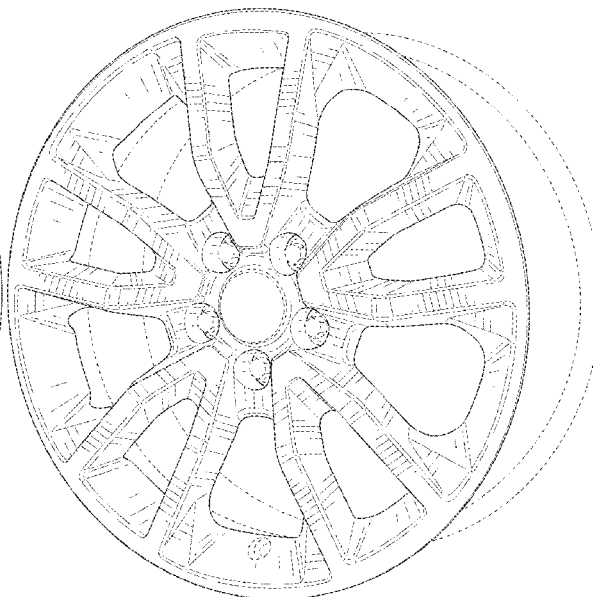
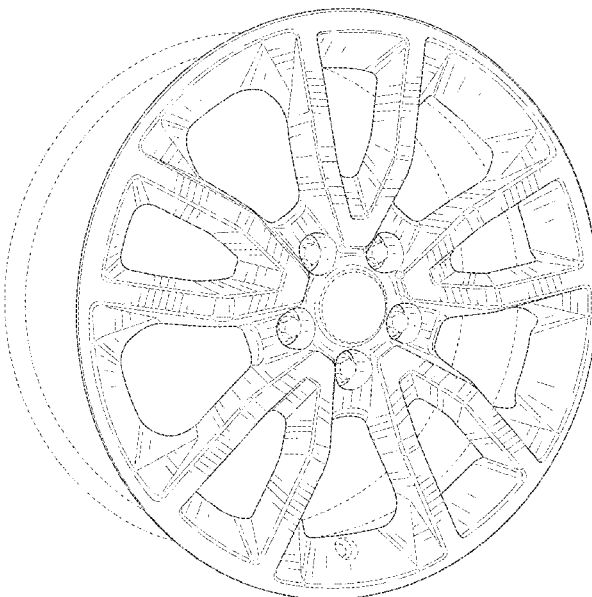
FIG. 3 is a front view thereof.

It will be understood that the broken lines shown in the drawings illustrate portions of the vehicle wheel that form no part of the claimed design.

**1 Claim, 3 Drawing Sheets**

(56) **References Cited**  
U.S. PATENT DOCUMENTS

D614,558 S *	4/2010	Luciani	.....	D12/209
D641,679 S	7/2011	Vardis	.....	
D673,096 S *	12/2012	Platto	.....	D12/209
D730,795 S *	6/2015	Mays	.....	B60B 3/02 D12/209
D732,449 S *	6/2015	Grake	.....	D12/209
D748,552 S *	2/2016	Wagener	.....	D12/209



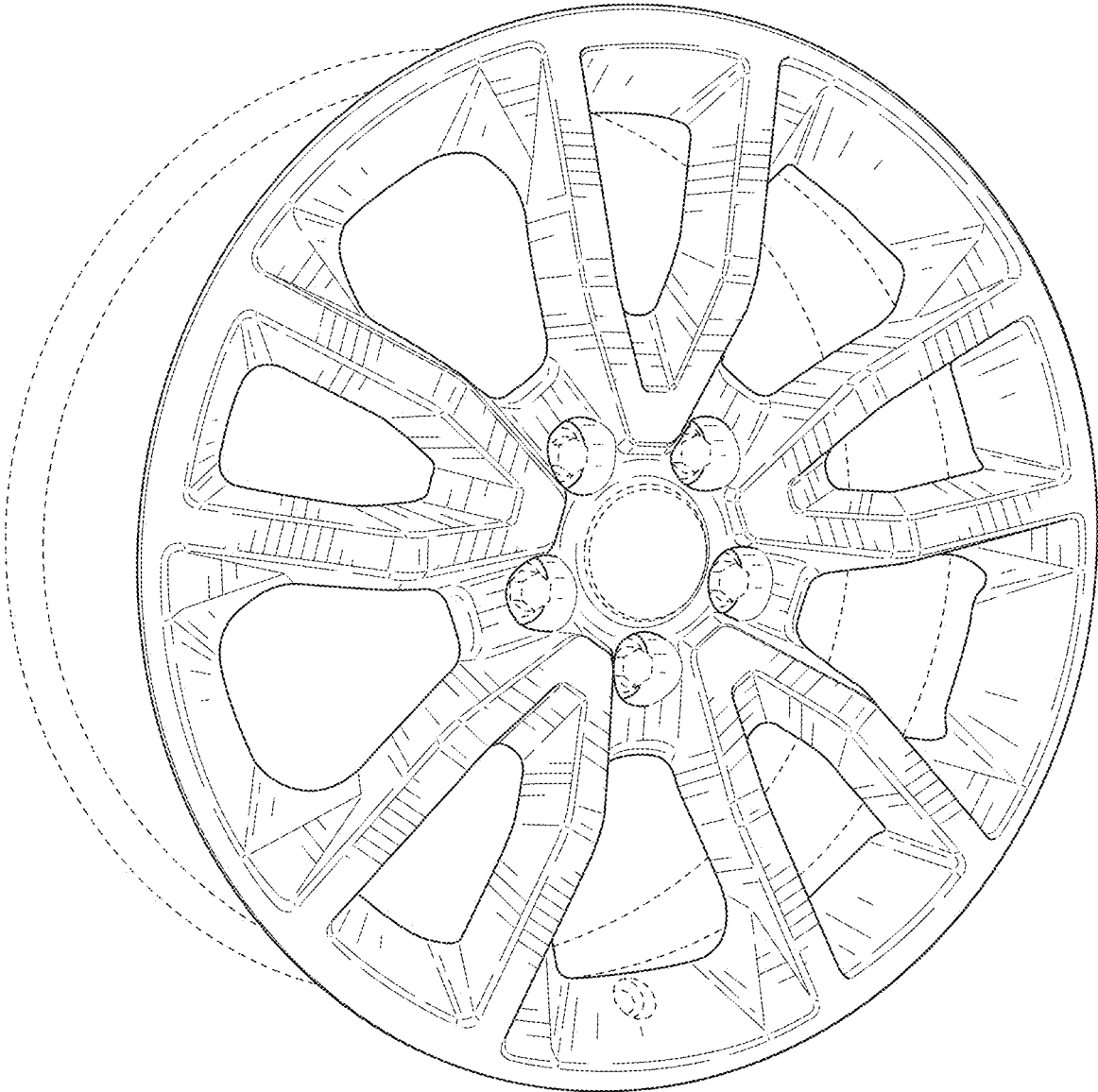


FIG. 1

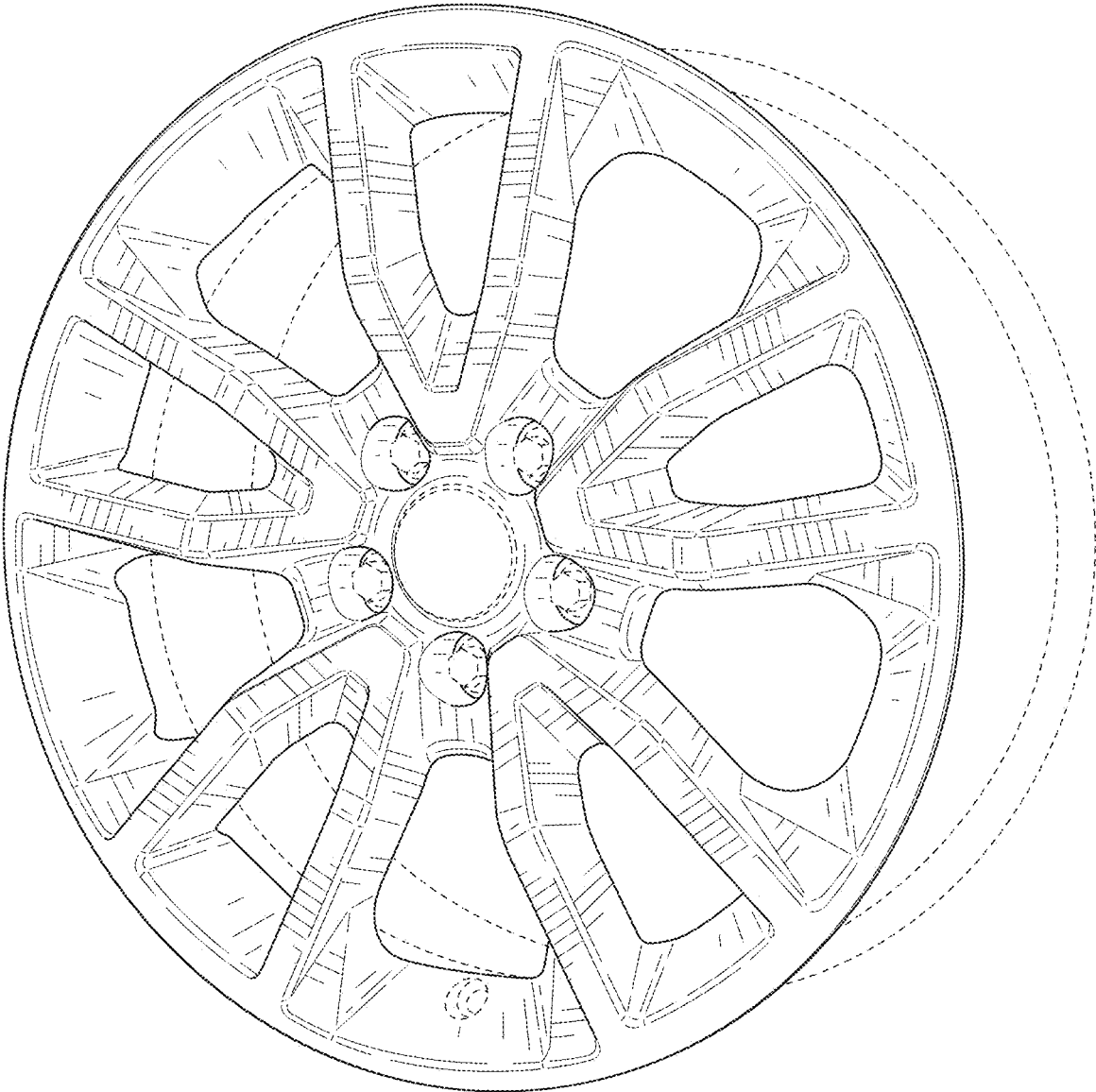


FIG. 2




FIG. 3